Package Contents

Packungsinhalt | Contenu du Paquet | Contenuto della confezione | Contenidos del Embalaje | Inhoud van de verpakking

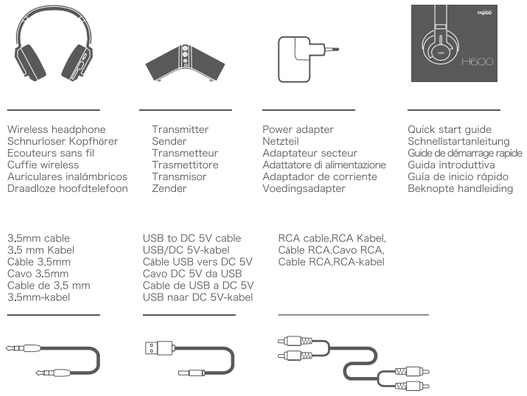

Wireless headphone Schnurloser Kopfhörer Ecouteurs sans fil Cuffie wireless Auriculares inalámbricos Draadloze hoofdtelefoon	Transmitter Sender Transmetteur Trasmettitore Transmisor Zender	Power adapter Netzteil Adaptateur secteur Adattatore di alimentazione Adaptador de corriente Voedingsadapter	Quick start guide Schnellstartanleitung Guide de démarrage rapide Guida introduttiva Guía de inicio rápido Beknopte handleiding
3.5mm cable 3.5 mm Kabel Câble 3,5mm Cavo 3,5mm Cable de 3.5 mm 3,5mm-kabel	USB to DC 5V cable USB/DC 5V-kabel Câble USB vers DC 5V Cavo DC 5V da USB Cable de USB a DC 5V USB naar DC 5V-kabel	RCA cable,RCA Kabel, Câble RCA,Cavo RCA, Cable RCA,RCA-kabel	

Contents

Language	Page
English	01 - 06
Français	07 - 12
Deutsch	13 - 18
Italiano	19 - 24
español	25 - 30
Nederlands	31 - 36
Україна	37 - 42

Overview

English

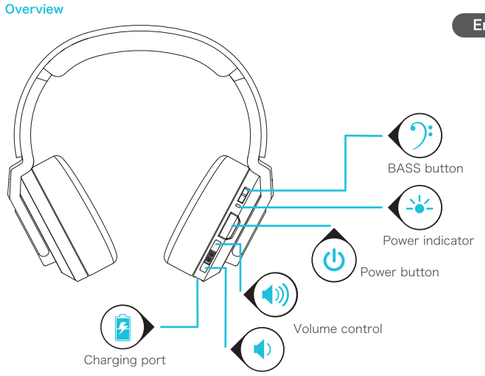

Power indicator

* The blue LED is blinking slowly. Disconnected.
* The blue LED is blinking quickly. Enter pairing mode.
* The blue LED is on. The wireless connection is successful.

Overview

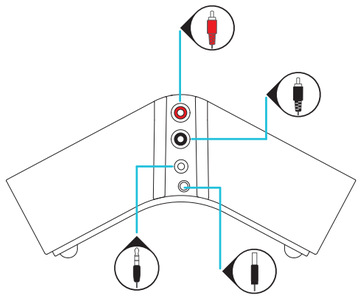

RCA input port 3.5mm input port Power input port

Overview

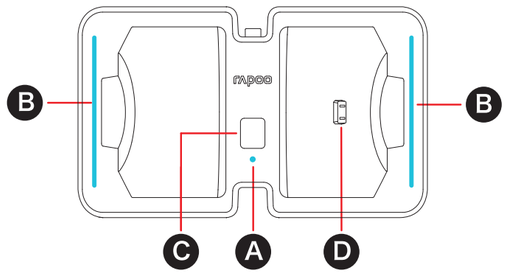

A Power indicator

* The blue LED is blinking slowly. The transmitter has been turned on.
* The blue LED is blinking quickly. Enter pairing mode.
* The blue LED is on. The wireless connection is successfully.
* The blue LED is off. The transmitter has been turned off.

B Charging indicator

* The blue LED blinks once. The power cable has been connected correctly.
* The blue LED is on. Charging
* The blue LED is off. Fully charged

C Power button **D** Charging contacts

Connect cables

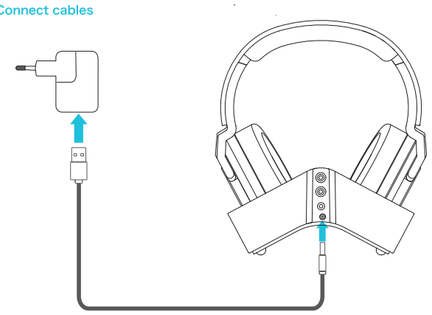

a) Connect the USB to DC 5V cable to the power adapter, and plug the power adapter into a power outlet;
b) Connect the USB charging cable to the power input port of the transmitter;
c) Connect the transmitter to an audio output device using the 3.5mm audio cable or RCA audio cable.

Note: In order to ensure the quality of audio, please do not connect the power input port of transmitter to the USB port of an audio device.

Turn on or off

Transmitter

To turn on the transmitter, press the power button shortly.
To turn off the transmitter, press the power button shortly.

Headphone

To turn on the headphone, press the power button shortly.
To turn off the headphone, press and hold the power button.

Pair

Press and hold the power buttons of the headphone and the transmitter for 6 seconds until the blue LED starts blinking quickly when the headphone and transmitter are off.

Note: By default, the headphone has been paired.

Charging

The headphone will make a beeping sound when the battery is low, please charge it in time;
Put the headphone on the transmitter, the blue LED will turn while the headphone is charging.

Note: Please make sure the charging port and charging contacts are connected.

Troubleshooting

No sound at all

Make sure you have charged the headphone.
Make sure the power of the transmitter has been turned on and the audio cable is connected correctly.

Bad sound quality

Wireless transmission distance may vary according to actual usage conditions, please make sure there are no big objects blocking the range.
Move other working wireless devices away from the audio device.

Wireless connection is unsuccessful

Make sure you have charged the headphone.
Make sure you have turned on the headphone and the transmitter.
The headphone will automatically turn off if there is no audio input for 15 minutes. Please restart it.
If the problem is not solved, please repair the connection.

▶ Safety instructions
Do not open or repair this device. Do not use the device in a damp environment. Clean the device with a dry cloth.

Warranty
The device is provided with two-year limited hardware warranty from the purchase day. Please see www.rapoo.com for more information.

Copyright
It is forbidden to reproduce any part of this quick start guide without the permission of Rapoo Technology Co., Ltd.

WEEE
Do not dispose of the device with household waste.

CE
The device meets the essential requirements and other relevant provisions of the applicable European directives. The Declaration of Conformity is available at www.rapoo.com.

▶ Инструкции по технике безопасности
Не открывайте и не ремонтируйте устройство самостоятельно. Запрещается использовать устройство во влажных местах. Выполняйте очистку устройства сухой тканью.

Гарантия
Данное устройство предоставляется с ограниченной гарантией на аппаратное обеспечение сроком два года со дня покупки. Более подробную информацию можно найти по адресу www.rapoo.com.

Авторское право
Запрещается воспроизведение любой части настоящего краткого руководства без разрешения Rapoo Technology Co., Ltd.

WEEE
Не утилизируйте устройство вместе с другими бытовыми отходами.

CE
Устройство соответствует основным требованиям и другим важным нормативам применимых европейских директив. Текст декларации соответствия доступен по адресу www.rapoo.com.

▶ Οδηγίες ασφαλείας
Μην ανοίγετε ή επισκευάζετε αυτή τη συσκευή. Μη χρησιμοποιείτε τη συσκευή σε υγρό περιβάλλον. Καθαρίζετε τη συσκευή με ένα στεγνό πανί.

Εγγύηση
Η συσκευή παρέχεται με δεκάχρονη περιορισμένη εγγύηση για το υλικό από την ημερομηνία αγοράς. Για περισσότερες πληροφορίες επισκεφτείτε τη διεύθυνση www.rapoo.com.

Πνευματικά δικαιώματα
Απαγορεύεται η αναπαραγωγή οποιουδήποτε μέρους αυτού του οδηγού γρήγορης χρήσης χωρίς την άδεια της Rapoo Technology Co., Ltd.

WEEE
Μην απορρίπτετε τη συσκευή μαζί με τα οικιακά απορίμματα.

CE
Η συσκευή συμμορφώνεται με τις θεμελιώδεις απαιτήσεις και άλλες συναφείς διατάξεις των ισχυόντων ευρωπαϊκών οδηγιών. Η Δήλωση συμβατότητας είναι διαθέσιμη στη διεύθυνση www.rapoo.com.

▶ Instruções de segurança
Não abra nem efectue reparações a este dispositivo. Não utilize o dispositivo em ambientes húmidos. Utilize um pano seco para limpar o dispositivo.

Garantia
Este dispositivo é fornecido com uma garantia de hardware limitada de dois anos com início no dia da compra. Consulte www.rapoo.com para mais informações.

Direitos de autor
É proibido reproduzir qualquer parte deste guia de consulta rápida sem a permissão da Rapoo Technology Co., Ltd.

WEEE
Não elimine este dispositivo junto com o lixo doméstico.

CE
O dispositivo cumpre os requisitos essenciais e outras disposições relevantes das directivas Europeias aplicáveis. A Declaração de Conformidade está disponível em www.rapoo.com.

▶ Sikkerhetsinstrukser
Ikke åpne eller reparer dette apparatet. Ikke bruk apparatet i et fuktig miljø. Rengjør apparatet med en tørr klut.

Garanti
Apparatet leveres med en to-års begrenset maskinvaregaranti fra kjøpsdato. Se www.rapoo.com for nærmere informasjon.

Opphavsrett
Det er forbudt å gjenskape noen del av denne hurtigstartguiden uten tillatelse fra Rapoo Technology Co., Ltd.

WEEE
Ikke kast apparatet sammen med restavfall fra husholdningen.

CE
Apparatet imøtekommer de nødvendige minstekravene og andre relevante krav i de aktuelle europeiske direktivene. Samsvarserklæringen er tilgjengelig på www.rapoo.com.

▶ Bezpečnostní pokyny
Zařízení nedemontujte ani neopravujte. Nepoužívejte zařízení ve vlhkém prostředí. Zařízení čistěte suchým hadříkem.

Záruka
Pro zařízení je poskytována dvouletá omezená záruka na hardware ode dne zakoupení. Další informace viz www.rapoo.com.

Autorská práva
Bez předchozího svolení společnosti Rapoo Technology Co., Ltd je zakázáno reprodukovat jakoukoli část tohoto stručného návodu.

WEEE
Zařízení nelikvidujte s domácím odpadem.

CE
Toto zařízení splňuje základní požadavky a ostatní příslušná ustanovení platných evropských směrnic. Prohlášení o shodě je k dispozici na www.rapoo.com.

▶ Instrucțiuni de siguranță
Nu deschideți și nu reparați dispozitivul. Nu utilizați dispozitivul într-un mediu umed. Curățați dispozitivul cu o cârpă uscată.

Garanție
Dispozitivul beneficiază de o garanție limitată pentru hardware timp de doi ani de la data achiziționării. Consultați www.rapoo.com pentru informații suplimentare.

Drept de autor
Se interzice reproducerea oricărei părți din acest ghid de pornire rapidă fără permisiunea Rapoo Technology Co., Ltd.

DEEE
Nu eliminați dispozitivul împreună cu deșeurile menajere.

CE
Acest dispozitiv respectă cerințele esențiale și alte prevederi relevante ale directivelor europene aplicabile. Declarația de conformitate este disponibilă la adresa www.rapoo.com.

▶ Biztonsági óvintézkedések
Ne nyissa fel, és ne próbálja egyedül megjavítani a készüléket. Ne használja az eszközt párás környezetben. Az eszközt száraz kendővel tisztítsa.

Jótállás
Az eszközre két éves korlátozott hardvergarancia érvényes, amely a vásárlás napjától lép életbe. További információkért keresse fel a következő címet: www.rapoo.com.

Szerzői jog
Tilos e gyors üzembe helyezési útmutató bármely részét sokszorosítani a Rapoo Technology Co., Ltd, engedélye nélkül.

WEEE
Ne dobja ki az eszközt általános háztartási hulladékként.

CE
Ez az eszköz teljesíti a vonatkozó európai irányelvek alapvető követelményeit és azok egyéb vonatkozó kikötéseit. A Megfelelőségi Nyilatkozat a www.rapoo.com oldalon érhető el.

▶ Sikkerhedsinstruktioner
Du må ikke åbne eller forsøge at reparere denne enhed. Brug ikke denne enhed i fugtige omgivelser Rengør enheden med en blød klud.

Garanti
Denne enhed er forsynet med to års garanti fra købsdatoen. Se venligst www.rapoo.com for mere information.

Copyright
Det er forbudt at reproducere enhver del af den Kom hurtig i gang guide uden tilladelse fra Rapoo Technology Co., Ltd.

WEEE
Bortkast ikke dette apparat i husholdningsaffaldet.

CE
Denne enhed opfylder de essentielle krav og andre relevante forenstaltninger i de gældende europæiske direktiver. Deklaration om opfylde findes tilgængelig på www.rapoo.com.

▶ Güvenlik talimatları
Bu aygıtı açmayın ya da onarmayın. Bu aygıtı nemli bir ortamda kullanmayın. Aygıtı kuru bir kumaş parçasıyla temizleyin.

Garanti
Işbu aygıt satın alındığı günden itibaren iki yıl ile sınırlandırılmış donanım garantisine sahiptir. Lütfen daha fazla bilgi için, www.rapoo.com adresine başvurun.

Telif Hakkı
Rapoo Technology Co., Ltd'nin izini olmadan bu hızlı başlangıç kılavuzunun herhangi bir bölümünü çoğaltmak yasaktır.

WEEE
Bu aygıtı evsel atıklarla beraber atmayın.

CE
Işbu aygıt geçerli Avrupa yönergelerinin temel şartlarına ve diğer ilgili hükümlerine uygundur. Uygunluk Beyanı www.rapoo.com adresinde mevcuttur.

▶ Инструкции за безопасност
Не отваряйте и не ремонтирайте това устройство. Не използвайте устройството в среда с висока влажност. Устройството да се почиства със сухо парче плат.

Гаранция
Устройството се предоставя с двугодишна ограничена гаранция, считано от датата на покупка. Вижте www.rapoo.com за повече информация.

Авторски права
Забранява се възпроизвеждането на която и да е част от това ръководство за бърз старт без позволението на Rapoo Technology Co., Ltd.

WEEE
Не изхвърляйте устройството заедно с домакинските отпадъци.

CE
Устройството отговаря на основните условия и на изискванията на приложимите европейски директиви. Декларацията за съответствие е налична на адрес www.rapoo.com.

▶ Tärkeitä turvallisuusohjeita
Älä avaa tämän laitteen kotelsa tai yritä korjata laitetta itse. Älä käytä laitetta kosteassa ympäristössä. Puhdista laite kuivalla liinalla.

Takuu
Tällä laitteella on kahden vuoden rajoitettu laitteistotakuu ostopäivämäärästä alkaen. Katso lisätietoja osoitteesta www.rapoo.com.

Tekijänoikeudet
On kielletyä monistaa mitään tämän pikaoppaan osaa ilman Rapoo Technology Co., Ltd:n kirjallista lupaa.

WEEE
Älä hävitä laitetta kotitalousjätteen mukana.

CE
Tämä laite on sovellettavien eurooppalaisten direktiivien ja muiden asiaan liittyvien lauseekkeiden olennaisten vaatimusten mukainen. Vaatimustenmukaisuusvakuutus on nähtävänä osoitteessa www.rapoo.com.

CE

Declaration of Conformity

We, the manufacturer
Shenzhen Rapoo Technology Ltd., Co.
Fax: 0755-2858 8555

Declare that the product

Product Name Wireless Home Entertainment Headphone
Model No H600

Complies with the following norms of :
EN 301 893
EN 301 489-1 V1.9.2 (2011-09)
EN 301 489-3 V1.6.1 (2013-08)
EN 60950-1: 2006 + A11:2009 + A1:2010 + A12:2011
EN 62479

The product is in compliance with the essential requirements of Council Directives 2006/95/EC and 99/5/EC, and the ROHS European directives 2002/95/EC dated on January 27th 2003 amended by directive 2005/618/EC dated on August 18th 2005.

Manufacturer/Authorised representative

Charles Tsou

Charles Tsou, Manager
R&D Department Date of Issue: June.10, 2014

For France only
Par la présente, the retailer - SANGHA déclare que l'appareil [Ecouteurs de divertissement à domicile sans fil H600] est conforme aux exigences essentielles et aux autres dispositions pertinentes de la directive 1999/5/CE.
Pour vous procurer une copie de la déclaration de conformité il faut adresser un courrier à l'adresse suivant en précisant le ou les produits dont vous désirez obtenir les déclarations de conformité :
SANGHA France
219 Avenue de Provence
13730 Saint Victoret

5606-02000-222

Any Changes or modifications not expressly approved by the party responsible for compliance could void the user’s authority to operate the equipment.
This device complies with part 15 of the FCC Rules. Operation is subject to the following two conditions: (1) This device may not cause harmful interference, and (2) this device must accept any interference received, including interference that may cause undesired operation.

FCC Radiation Exposure Statement:

This equipment complies with FCC radiation exposure limits set forth for an uncontrolled environment.
07005 should be installed and operated with minimum distance 20cm between the radiator& your body.
This transmitter must not be co-located or operating in conjunction with any other antenna or transmitter.

Note: This equipment has been tested and found to comply with the limits for a Class B digital device, pursuant to part 15 of the FCC Rules. These limits are designed to provide reasonable protection against harmful interference in a residential installation.
This equipment generates uses and can radiate radio frequency energy and, if not installed and used in accordance with the instructions, may cause harmful interference to radio communications. However, there is no guarantee that interference will not occur in a particular installation.
If this equipment does cause harmful interference to radio or television reception, which can be determined by turning the equipment off and on, the user is encouraged to try to correct the interference by one or more of the following measures:
—Reorient or relocate the receiving antenna.
—Increase the separation between the equipment and receiver.
—Connect the equipment into an outlet on a circuit different from that to which the receiver is connected.
—Consult the dealer or an experienced radio/TV technician for help.

IC RSS warning
This device complies with Industry Canada licence-exempt RSS standard (s). Operation is subject to the following two conditions: (1) this device may not cause interference, and (2) this device must accept any interference,including interference that may cause undesired operation of the device.
Le présent appareil est conforme aux CNR d'Industrie Canada applicables aux appareils radio exempts de licence.
L'exploitation est autorisée aux deux conditions suivantes:
(1) l'appareil ne doit pas produire de brouillage, et
(2) l'utilisateur de l'appareil doit accepter tout brouillage radioélectrique subi, même si le brouillage est susceptible d'en compromettre le fonctionnement.

IC Radiation Exposure Statement:
This equipment complies with IC RF radiation exposure limits set forth for an uncontrolled environment. This transmitter must not be co-located or operating in conjunction with any other antenna or transmitter.
Any Changes or modifications not expressly approved by the party responsible for compliance could void the user’s authority to operate the equipment.
07005 should be installed and operated with minimum distance 20cm between the radiator& your body.

Indoor use only.