M10

Wireless Optical Mouse

Quick Start Guide (A.1)

The ultimate wireless

rapoo

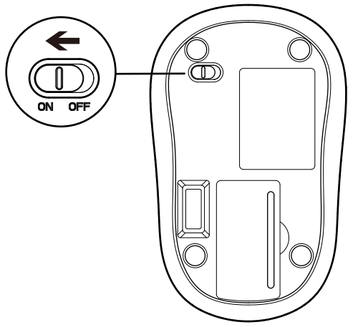

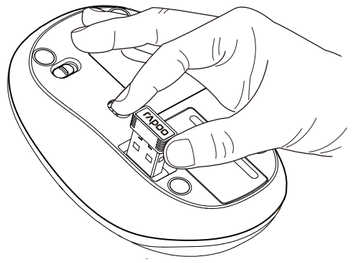

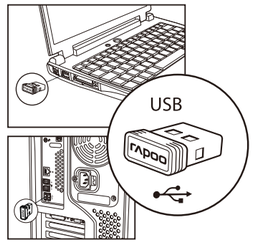

Plug the receiver into the usb port. The receiver will pair with the mouse/keboard automatically.

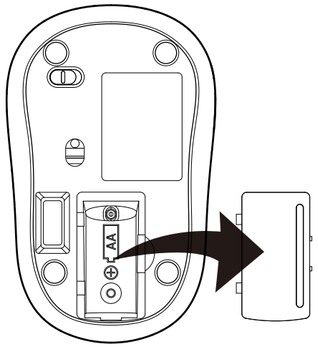

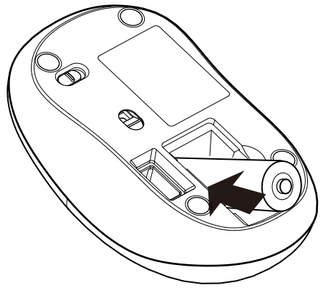

Troubleshooting

See www.rapoo.com for latest FAQs, drivers and quick start guide. For extensive service, register at www.rapoo.com.

Copyright

It is forbidden to reproduce any part of this quick start guide without the permission of Rapoo Technology Co., Ltd.

Safety instructions

Do not open or repair this device. Do not use the device in a damp environment. Clean the device with a dry cloth.

Warranty

The device is provided with one-year limited hardware warranty from the purchase day. Please see www.rapoo.com for more information.

문제 해결

www.rapoo.com에 가시면 드라이버 및 최근 FAQ, 퀵스타트 가이드를 참조하실 수 있습니다.더욱 폭넓은 서비스를 받고 싶다면 www.rapoo.com에 가입하시기 바랍니다.

저작권

Rapoo Technology Co., Ltd.의 허가 없이 본 퀵 스타트 가이드의 수정 및 배포를 금지합니다.

안전 지침

이 기기를 직접 분해하거나 수리하지 마십시오. 기기를 습한 환경에서 사용하지 마십시오.기기를 마른 걸레로 닦아주십시오.

보증

이 기기는 구매일로부터 1년간의 하드웨어 보증이 제공됩니다.더욱 자세한 내용은 www.rapoo.com을 참조하십시오.

故障分析

请到www.rapoo.com查阅最新常见问题、下载最新的驱动和快速开始指南。如需延长服务，请到www.rapoo.com注册。

知识产权信息

未经雷柏的许可，禁止复制本快速开始指南的内容。

安全提醒

请不要打开或修理该设备。请不要在潮湿的环境使用该设备。请用干布擦拭该设备。

故障分析

請到www.rapoo.com查閱最新常見問題、下載最新的驅動和快速開始指南。如需延長服務，請到www.rapoo.com註冊。

智慧財產權資訊

未經雷柏的許可，禁止複製本快速開始指南的內容。

安全提醒

請不要打開或修理該設備。請不要在潮濕的環境使用該設備。請用幹布擦拭該設備。

Agent Information

Country (or area)	Information	Description
Hongkong	Company name Address Tel#	Vim Yield Company 香港九龍官塘成業街20號怡生工業大廈2字樓全層 852-31522789
Malaysia	Company name Address Tel#	AV FUTURE LINK SDN BHD NO.23A,JALAN 5/15Q,TAMAN PERINDUSTRIAN OUG,PUCHONG,58200 KUALA LUMPUR ,MALAYSIA (+0060)377830011
Việt Nam	Tên công ty địa chỉ điện thoại	CÔNG TY CỔ PHẦN KỸ THUẬT CÔNG NGHỆ NAM THÀNH Số 7, lô 14A, khu đô thị mới Trung Yên, đường Trung Hòa, quận Cầu Giấy, Hà Nội, Việt Nam 0084-4-37834530
대한민국	회사명 주소 전화번호	(주)로이체 서울시 용산구 원효로2가 92-8 라온빌딩 14층 02-701-2181 / 고객센터 02-711-0077

产品中有毒有害物质或元素的名称及含量
根据中国《电子信息产品污染控制管理办法》

鼠标

部件名称	有毒有害物质或元素					
	铅 (Pb)	汞 (Hg)	镉 (Cd)	六价铬 (Cr（VI）)	多溴联苯 (PBB)	多溴二苯醚 (PBDE)
电缆Cable	○	○	○	○	○	○
电路板组件PWAs	○	○	○	○	○	○
塑料部件Plastic parts	○	○	○	○	○	○
金属部件Metal parts	○	○	○	○	○	○
橡胶部件 Rubber parts	○	○	○	○	○	○

○=表示该有毒有害物质在该部件所有均质材料中的含量均在SJ/T 11363-2006标准规定的限量要求以下。
注：环保使用期限的参考标取决于产品正常工作的温度和湿度等条件。

产品中有毒有害物质或元素的名称及含量
根据中国《电子信息产品污染控制管理办法》

接收器

部件名称	有毒有害物质或元素					
	铅 (Pb)	汞 (Hg)	镉 (Cd)	六价铬 (Cr（VI）)	多溴联苯 (PBB)	多溴二苯醚 (PBDE)
电缆Cable	○	○	○	○	○	○
电路板组件PWAs	○	○	○	○	○	○
塑料外壳Plastic enclosure	○	○	○	○	○	○
塑料部件Plastic parts	○	○	○	○	○	○
金属部件Metal parts	○	○	○	○	○	○

○=表示该有毒有害物质在该部件所有均质材料中的含量均在SJ/T 11363-2006标准规定的限量要求以下。
注：环保使用期限的参考标取决于产品正常工作的温度和湿度等条件。

Any Changes or modifications not expressly approved by the party responsible for compliance could void the user’s authority to operate the equipment.

This device complies with part 15 of the FCC Rules. Operation is subject to the following two conditions: (1) This device may not cause harmful interference, and (2) this device must accept any interference received, including interference that may cause undesired operation.

FCC Radiation Exposure Statement:

This equipment complies with FCC radiation exposure limits set forth for an uncontrolled environment.
This transmitter must not be co-located or operating in conjunction with any other antenna or transmitter.

Note: This equipment has been tested and found to comply with the limits for a Class B digital device, pursuant to part 15 of the FCC Rules. These limits are designed to provide reasonable protection against harmful interference in a residential installation. This equipment generates uses and can radiate radio frequency energy and, if not installed and used in accordance with the instructions, may cause harmful interference to radio communications. However, there is no guarantee that interference will not occur in a particular installation. If this equipment does cause harmful interference to radio or television reception, which can be determined by turning the equipment off and on, the user is encouraged to try to correct the interference by one or more of the following measures:

—Reorient or relocate the receiving antenna.

—Increase the separation between the equipment and receiver.

—Connect the equipment into an outlet on a circuit different from that to which the receiver is connected.

—Consult the dealer or an experienced radio/TV technician for help.

IC RSS warning

This device complies with Industry Canada licence-exempt RSS standard (s). Operation is subject to the following two conditions: (1) this device may not cause interference, and (2) this device must accept any interference,including interference that may cause undesired operation of the device.
Le présent appareil est conforme aux CNR d'Industrie Canada applicables aux appareils radio exempts de licence.
L'exploitation est autorisée aux deux conditions suivantes:
(1) l'appareil ne doit pas produire de brouillage, et
(2) l'utilisateur de l'appareil doit accepter tout brouillage radioélectrique subi, même si le brouillage est susceptible d'en compromettre le fonctionnement.

IC Radiation Exposure Statement:

This equipment complies with IC RF radiation exposure limits set forth for an uncontrolled environment. This transmitter must not be co-located or operating in conjunction with any other antenna or transmitter.
Any Changes or modifications not expressly approved by the party responsible for compliance could void the user’s authority to operate the equipment.