www.rapoo.com

It is forbidden to reproduce any part of this quick start guide without
the permission of Rapoo Technology Co., Ltd.

製造商：深圳雷柏科技股份有限公司　地址：深圳市坪山新區錦繡東路22號
公司電話：4008 887 778

5606-02600-222

The ultimate wireless

rapoo

Quick Start Guide

Schnellstartanleitung

Guide de démarrage rapide

S100

Bluetooth Multi-Style Headset | Bluetooth Multi-Style-Headset | Casque Multi-Style Bluetooth

Power button / Turn on/off / Volume & Microphone

Turn on/off

Pair and connect

Voice call

Play/Pause

To turn on, press and hold the power button;
To turn off, press and hold the power button.

Volume up

Volume down

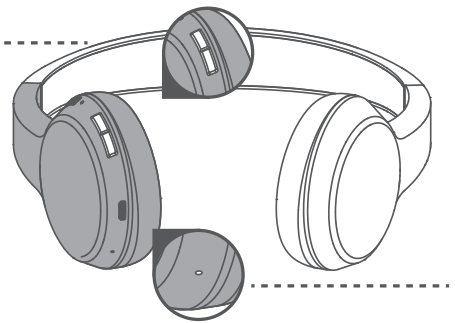

Built-in microphone

Indicator / Charging / Pair and connect

The blue LED will blink once every 3s when Bluetooth is disconnected.

The blue LED will blink rapidly when pairing.

The blue LED will blink once every 5s when Bluetooth is connected successfully.

The red LED will be on when charging.

The blue LED will be on when fully charged.

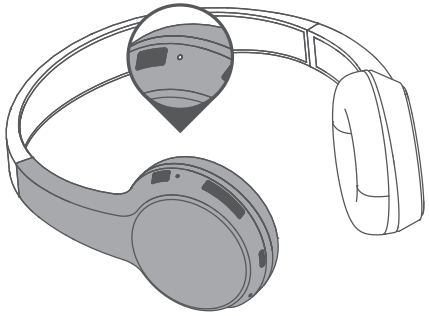

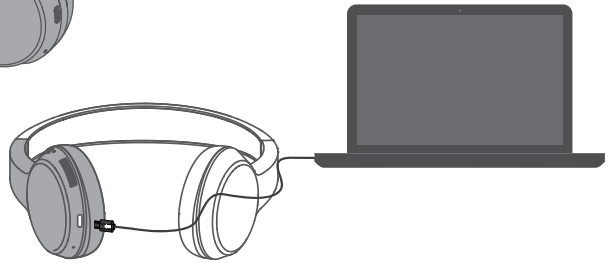

The red LED blinks when the battery is low, please charge the device.

1. Press and hold the power button until the blue LED blinks quickly when the headset is off.

2. Activate the Bluetooth feature on your device, and scan and search for the headset.

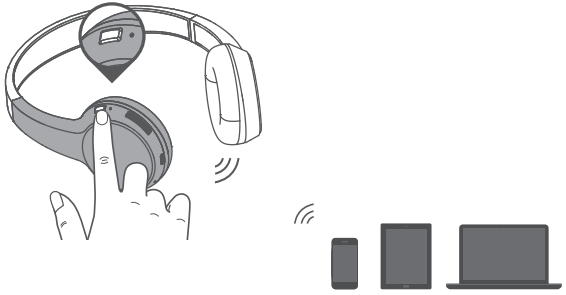

3. Select "Rapoo S100".

4. The blue LED will blink once every 5s when Bluetooth is connected successfully.

Note: 1. The Bluetooth headset will save connected device information automatically, you don’ t have to pair it again.

2. Some devices need a password when connecting, please enter "0000".

Any Changes or modifications not expressly approved by the party responsible for compliance could void the user’s authority to operate the equipment.

This device complies with part 15 of the FCC Rules. Operation is subject to the following two conditions: (1) This device may not cause harmful interference, and (2) this device must accept any interference received, including interference that may cause undesired operation.

FCC Radiation Exposure Statement:

This equipment complies with FCC radiation exposure limits set forth for an uncontrolled environment.

This transmitter must not be co-located or operating in conjunction with any other antenna or transmitter.

Note: This equipment has been tested and found to comply with the limits for a Class B digital device, pursuant to part 15 of the FCC Rules. These limits are designed to provide reasonable protection against harmful interference in a residential installation. This equipment generates uses and can radiate radio frequency energy and, if not installed and used in accordance with the instructions, may cause harmful interference to radio communications. However, there is no guarantee that interference will not occur in a particular installation. If this equipment does cause harmful interference to radio or television reception, which can be determined by turning the equipment off and on, the user is encouraged to try to correct the interference by one or more of the following measures:

—Reorient or relocate the receiving antenna.

—Increase the separation between the equipment and receiver.

—Connect the equipment into an outlet on a circuit different from that to which the receiver is connected.

—Consult the dealer or an experienced radio/TV technician for help.

IC RSS warning

This device complies with Industry Canada licence-exempt RSS standard (s). Operation is subject to the following two conditions: (1) this device may not cause interference, and (2) this device must accept any interference,including interference that may cause undesired operation of the device.

Le présent appareil est conforme aux CNR d'Industrie Canada applicables aux appareils radio exempts de licence.

L'exploitation est autorisée aux deux conditions suivantes:

(1) l'appareil ne doit pas produire de brouillage, et

(2) l'utilisateur de l'appareil doit accepter tout brouillage radioélectrique subi, même si le brouillage est susceptible d'en compromettre le fonctionnement.

IC Radiation Exposure Statement:

This equipment complies with IC RF radiation exposure limits set forth for an uncontrolled environment. This transmitter must not be co-located or operating in conjunction with any other antenna or transmitter.

Any Changes or modifications not expressly approved by the party responsible for compliance could void the user’s authority to operate the equipment.