## 7.6 RADIATED UNDESIRABLE EMISSION

1. According to §15.209(a) & RSS-247, except as provided elsewhere in this Subpart, the emissions from an intentional radiator shall not exceed the field strength levels specified in the following table:

| Frequency (MHz) | Field Strength (μV/m) | Measurement Distance (m) |
|---|---|---|
| 30-88 | 100* | 3 |
| 88-216 | 150* | 3 |
| 216-960 | 200* | 3 |
| Above 960 | 500 | 3 |

***Remark:*** *Except as provided in paragraph (g), fundamental emissions from intentional radiators operating under this Section shall not be located in the frequency bands 54-72 MHz, 76-88 MHz, 174-216 MHz or 470-806 MHz. However, operation within these frequency bands is permitted under other sections of this Part, e.g., Sections 15.231 and 15.241.*

2. In the emission table above, the tighter limit applies at the band edges.

| Frequency (MHz) | Field Strength (μV/m at 3-meter) | Field Strength (dBμV/m at 3-meter) |
|---|---|---|
| 30-88 | 100 | 40 |
| 88-216 | 150 | 43.5 |
| 216-960 | 200 | 46 |
| Above 960 | 500 | 54 |

## Test Configuration

### 9kHz ~ 30MHz

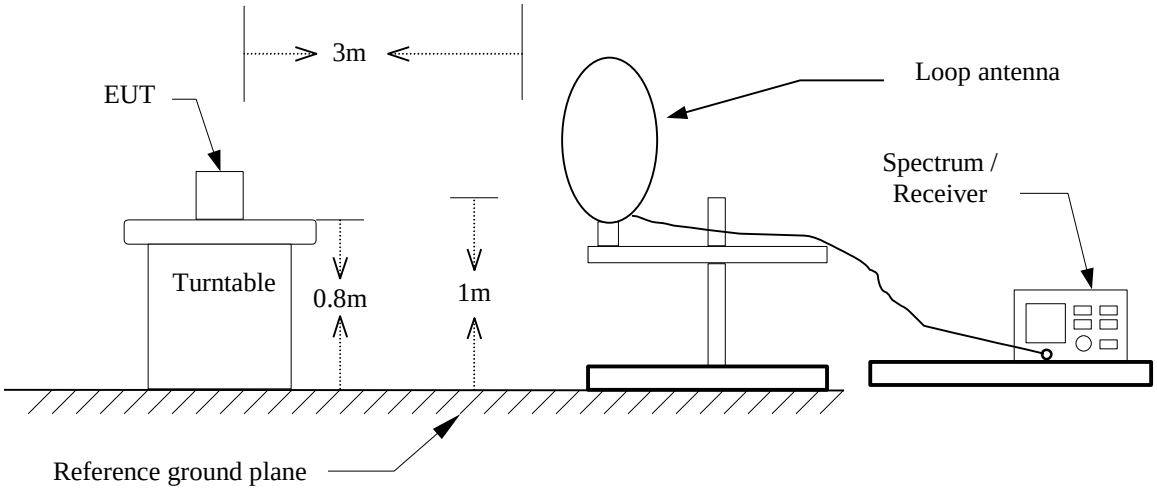


### 30MHz ~ 1GHz

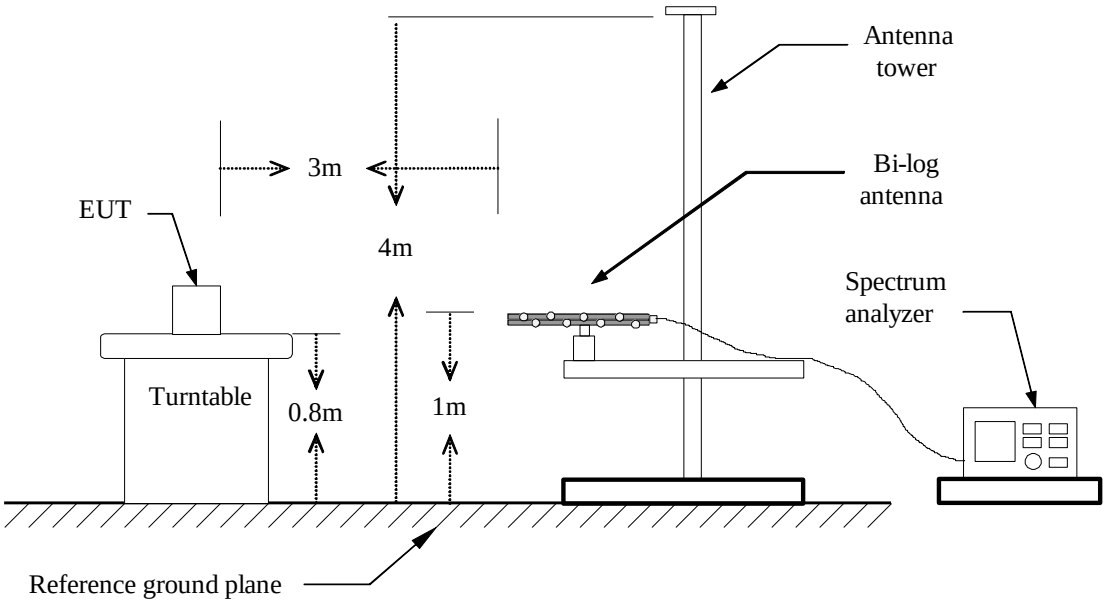

## Above 1 GHz

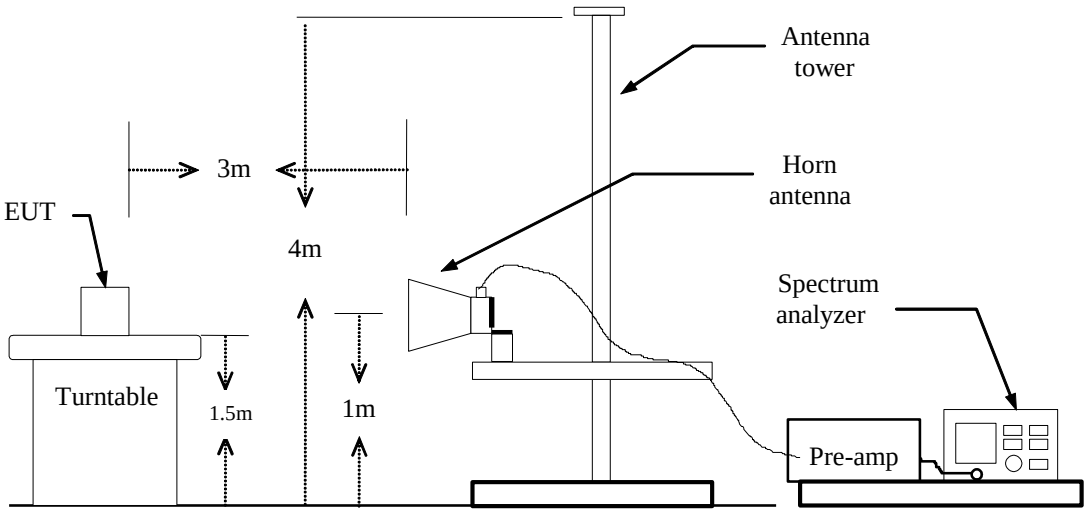
Antenna
tower
3m
Horn
antenna
EUT
4m
Spectrum
analyzer
Turntable
1.5m
1m
Pre-amp

## TEST PROCEDURE

1. The EUT is placed on a turntable, which is 1.5m above ground plane.
2. The turntable shall be rotated for 360 degrees to determine the position of maximum emission level.
3. EUT is set 3m away from the receiving antenna, which is varied from 1m to 4m to find out the highest emissions.
4. Maximum procedure was performed on the six highest emissions to ensure EUT compliance.
5. And also, each emission was to be maximized by changing the polarization of receiving antenna both horizontal and vertical.
6. Set the spectrum analyzer in the following setting as:

Below 1GHz:

RBW=100kHz / VBW=300kHz / Sweep=AUTO

Above 1GHz:

(a) PEAK: RBW=VBW=1MHz / Sweep=AUTO
(b)AVERAGE: RBW=1MHz,
if duty cycle≧98%, VBW=10Hz.
if duty cycle<98% VBW=1/T.
**IEEE 802.11a mode:** = 88%, VBW= 750Hz
**IEEE 802.11n HT 20 MHz mode:** = 78%, VBW= 1.5KHz
**IEEE 802.11n HT 40 MHz mode:** = 64%, VBW= 3KHz
**IEEE 802.11ac VHT 80 MHz mode:** = 26%, VBW= 15KHz

7. Repeat above procedures until the measurements for all frequencies are complete.
8. Result = Spectrum Reading + cable loss(spectrum to Amp) - Amp Gain + Cable loss(Amp to receive Ant)+ Receive Ant

## Below 1 GHz

| | | | |
|---|---|---|---|
| **Operation Mode:** | Normal Link | **Test Date:** | August 25, 2015 |
| **Temperature:** | 27°C | **Tested by:** | Jason Lu |
| **Humidity:** | 53% RH | **Polarity:** | Ver. / Hor. |

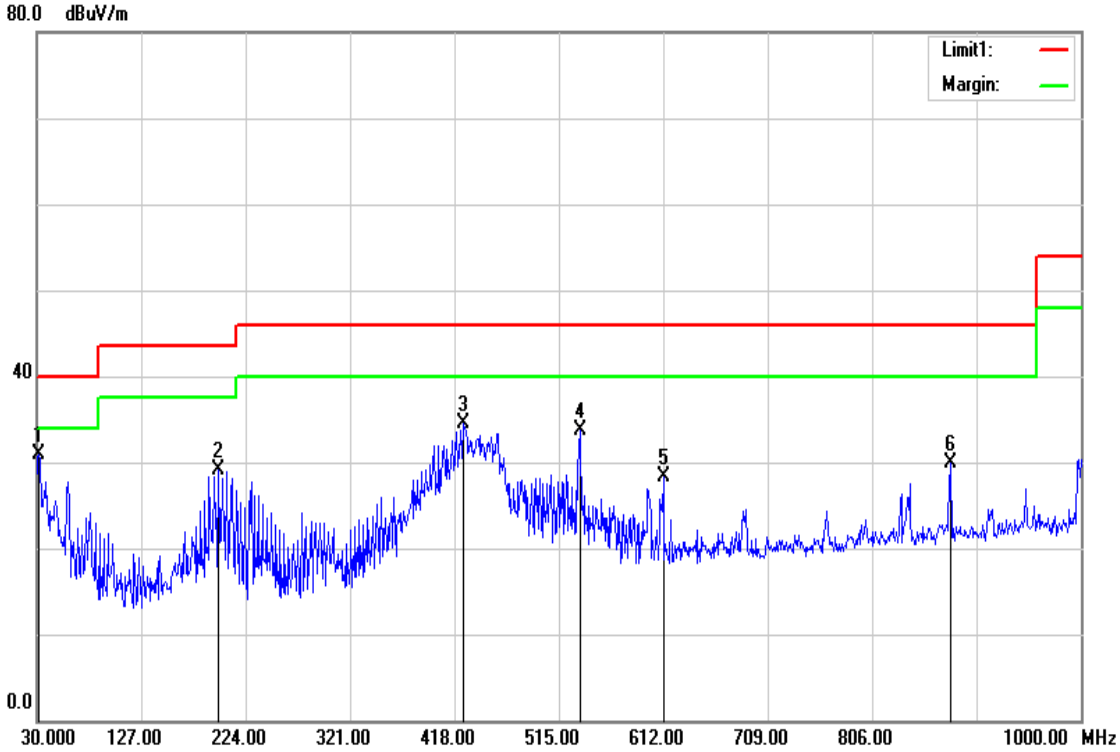


| Frequency (MHz) | Reading (dBuV) | Correction Factor (dB/m) | Result (dBuV/m) | Limit (dBuV/m) | Margin (dB) | Remark | Ant.Pol. (H/V) |
|---|---|---|---|---|---|---|---|
| 31.9400 | 42.16 | -11.29 | 30.87 | 40.00 | -9.13 | Peak | V |
| 198.7800 | 46.74 | -17.64 | 29.10 | 43.50 | -14.40 | Peak | V |
| 425.7600 | 47.82 | -13.32 | 34.50 | 46.00 | -11.50 | Peak | V |
| 534.4000 | 45.04 | -11.26 | 33.78 | 46.00 | -12.22 | Peak | V |
| 612.0000 | 38.48 | -10.22 | 28.26 | 46.00 | -17.74 | Peak | V |
| 878.7500 | 36.23 | -6.42 | 29.81 | 46.00 | -16.19 | Peak | V |

***Remark:***

1 *Measuring frequencies from 30 MHz to the 1GHz.*

2 *Radiated emissions measured in frequency range from 30 MHz to 1000MHz were made with an instrument using peak/quasi-peak detector mode.*

3 *Quasi-peak test would be performed if the peak result were greater than the quasi-peak limit or as required by the applicant.*

4 *Measurements above show only up to 6 maximum emissions noted, or would be lesser, with " N/A " remark, if no specific emissions from the EUT are recorded (ie: margin>20dB from the applicable limit) and considered that's already beyond the background noise floor.*

5 *Margin (dB) = Remark result (dBuV/m) – Quasi-peak limit (dBuV/m).*

| | | | |
|---|---|---|---|
| **Operation Mode:** | Normal Link | **Test Date:** | August 25, 2015 |
| **Temperature:** | 27°C | **Tested by:** | Jason Lu |
| **Humidity:** | 53% RH | **Polarity:** | Hor. |

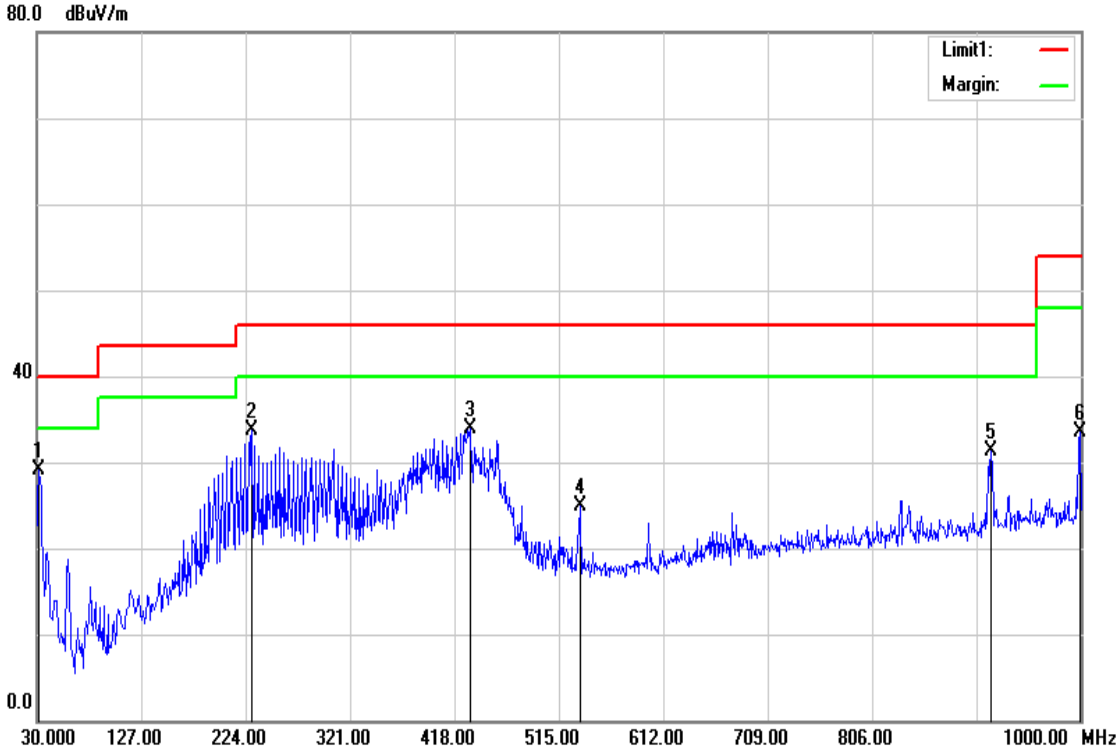


| Frequency (MHz) | Reading (dBuV) | Correction Factor (dB/m) | Result (dBuV/m) | Limit (dBuV/m) | Margin (dB) | Remark | Ant.Pol. (H/V) |
|---|---|---|---|---|---|---|---|
| 31.9400 | 40.41 | -11.29 | 29.12 | 40.00 | -10.88 | peak | H |
| 229.8200 | 52.55 | -18.81 | 33.74 | 46.00 | -12.26 | peak | H |
| 432.5500 | 46.94 | -13.13 | 33.81 | 46.00 | -12.19 | peak | H |
| 534.4000 | 36.17 | -11.26 | 24.91 | 46.00 | -21.09 | peak | H |
| 916.5800 | 37.17 | -5.93 | 31.24 | 46.00 | -14.76 | peak | H |
| 999.0300 | 38.27 | -4.70 | 33.57 | 54.00 | -20.43 | peak | H |

***Remark:***

1. *No emission found between lowest internal used/generated frequency to 30MHz (9kHz~30MHz).*
2. *Radiated emissions measured in frequency range from 30 MHz to 1000MHz were made with an instrument using peak/quasi-peak detector mode.*
3. *Quasi-peak test would be performed if the peak result were greater than the quasi-peak limit or as required by the applicant.*
4. *Measurements above show only up to 6 maximum emissions noted, or would be lesser, with " N/A " remark, if no specific emissions from the EUT are recorded (ie: margin>20dB from the applicable limit) and considered that's already beyond the background noise floor.*
5. *Margin (dB) = Remark result (dBuV/m) – Quasi-peak limit (dBuV/m).*

## Above 1 GHz

## Tx / IEEE 802.11a mode / 5180 MHz

### Polarity: Vertical

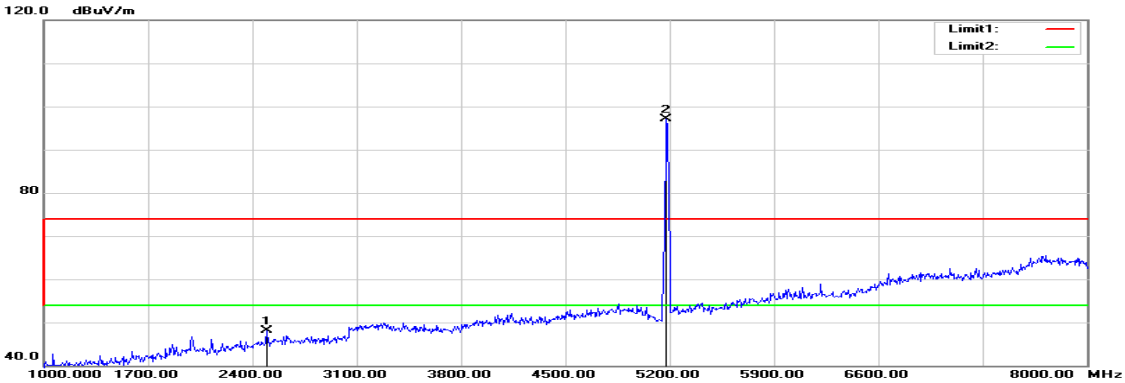


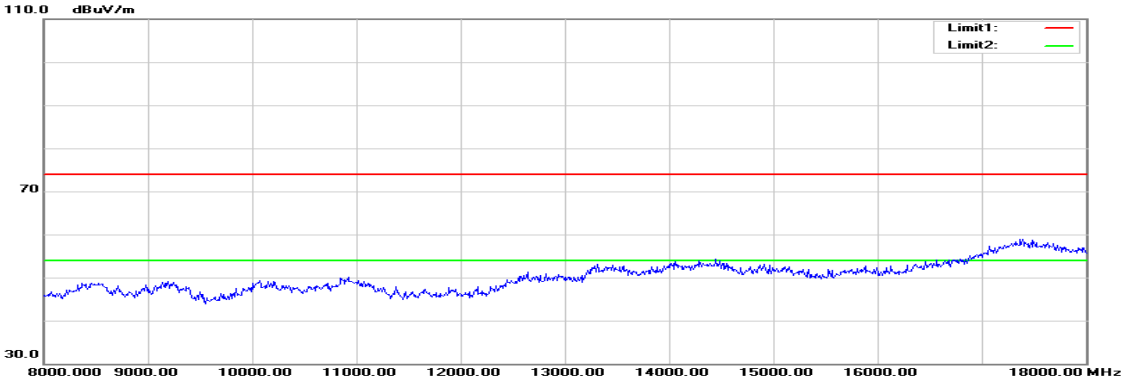


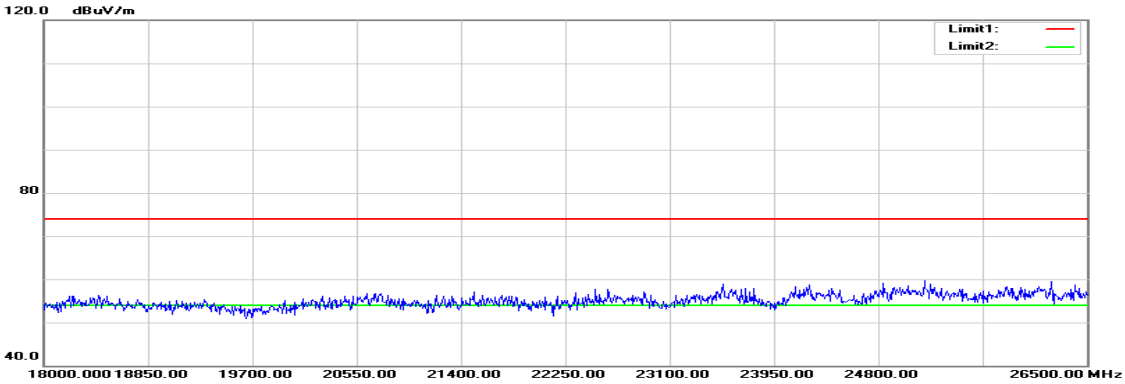

## Polarity: Horizontal

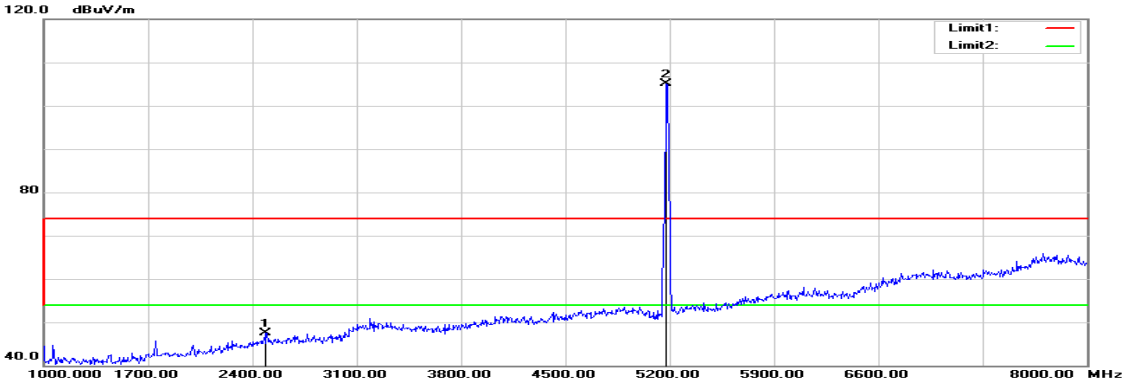


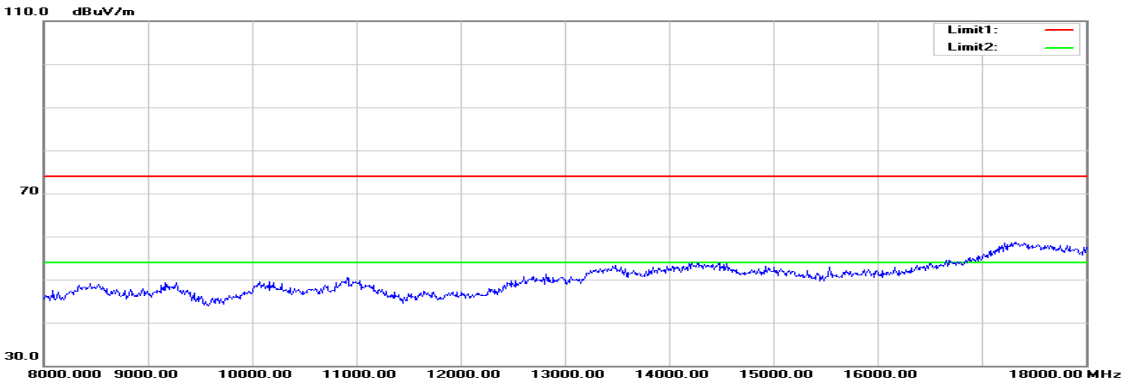


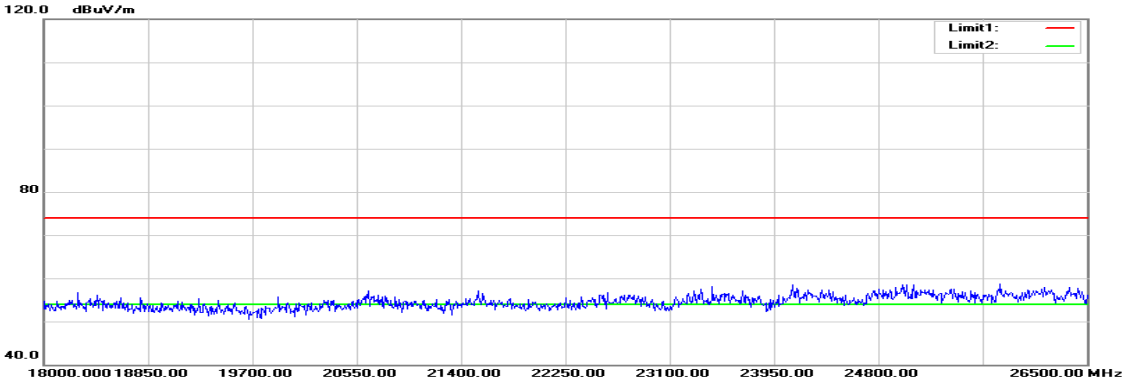

| | | | |
|---|---|---|---|
| **Operation Mode:** | Tx / IEEE 802.11a mode / 5180 MHz | **Test Date:** | August 25, 2015 |
| **Temperature:** | 27°C | **Tested by:** | Jason Lu |
| **Humidity:** | 53% RH | **Polarity:** | Ver. / Hor. |

| Frequency (MHz) | Reading (dBuV) | Correction (dB/m) | Result (dBuV/m) | Limit (dBuV/m) | Margin (dB) | Remark | Ant.Pol. (H/V) |
|---|---|---|---|---|---|---|---|
| 2498.000 | 51.15 | -3.14 | 48.01 | 74.00 | -25.99 | peak | V |
| N/A | | | | | | | |
| | | | | | | | |
| | | | | | | | |
| | | | | | | | |
| | | | | | | | |
| 2491.000 | 50.66 | -3.20 | 47.46 | 74.00 | -26.54 | peak | H |
| N/A | | | | | | | |
| | | | | | | | |
| | | | | | | | |
| | | | | | | | |
| | | | | | | | |

***Remark:***

1. *Measuring frequencies from 1 GHz to the 10th harmonic of highest fundamental frequency.*
2. *Radiated emissions measured in frequency above 1000MHz were made with an instrument using peak/average detector mode.*
3. *Average test would be performed if the peak result were greater than the average limit.*
4. *Data of measurement within this frequency range shown " --- " in the table above means the reading of emissions are attenuated more than 20dB below the permissible limits or the field strength is too small to be measured.*
5. *Measurements above show only up to 6 maximum emissions noted, or would be lesser, with " N/A " remark, if no specific emissions from the EUT are recorded (ie: margin>20dB from the applicable limit) and considered that's already beyond the background noise floor.*
6. *Margin (dB) = Remark result (dBuV/m) – Average limit (dBuV/m).*

## Tx / IEEE 802.11a mode / 5220 MHz

### Polarity: Vertical

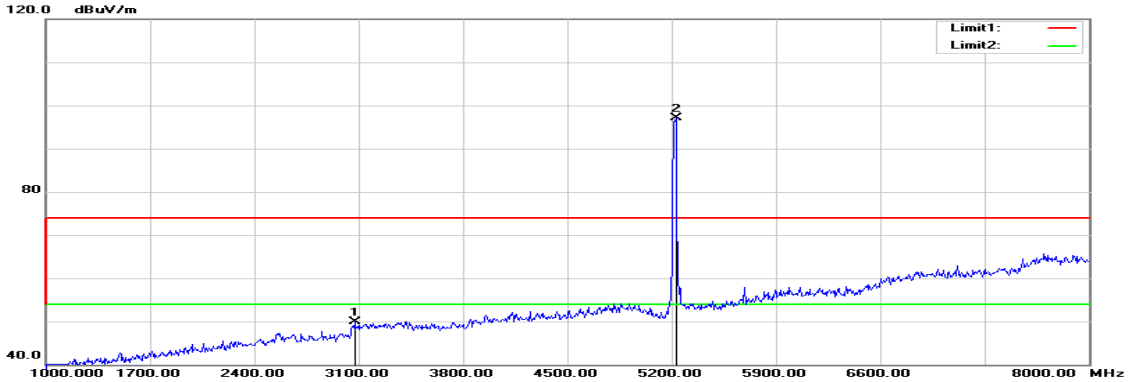


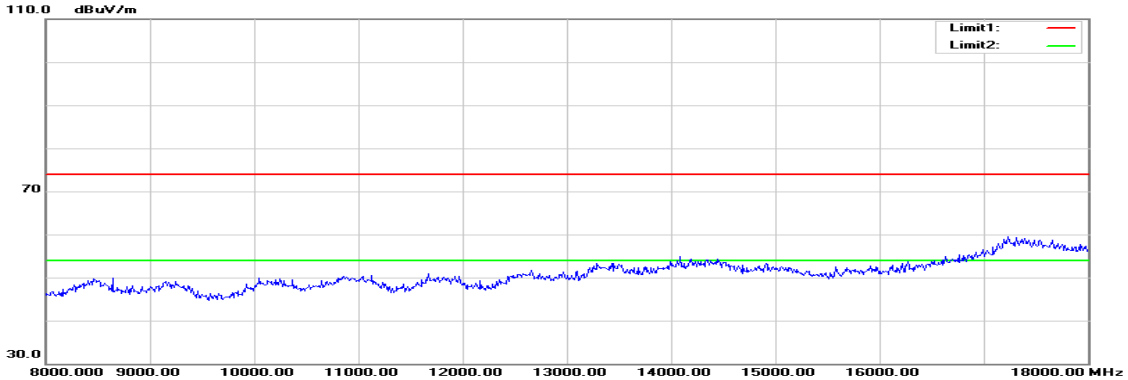


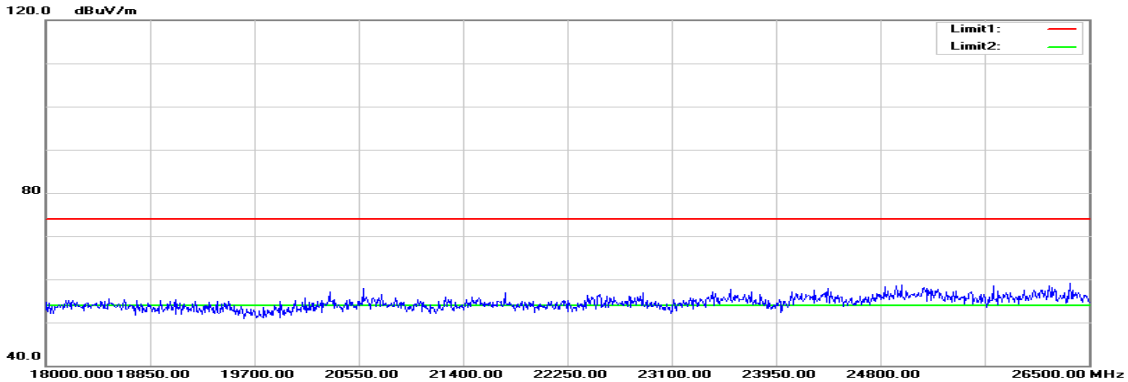

## Polarity: Horizontal

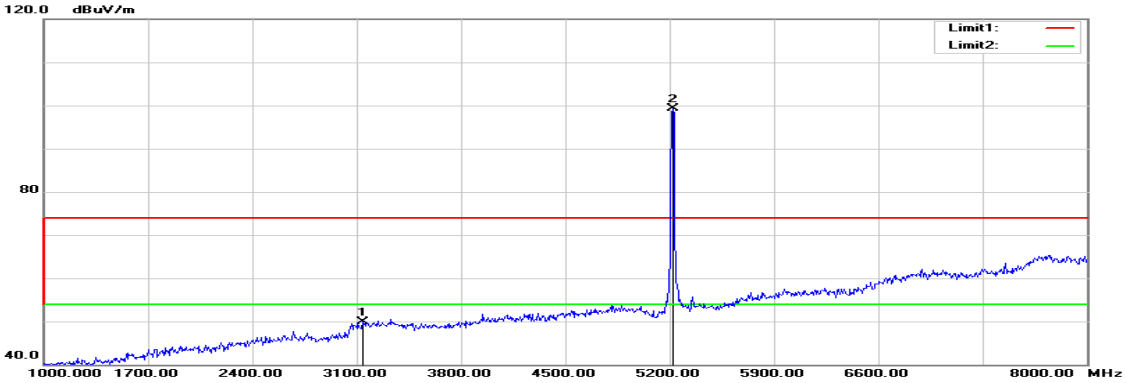


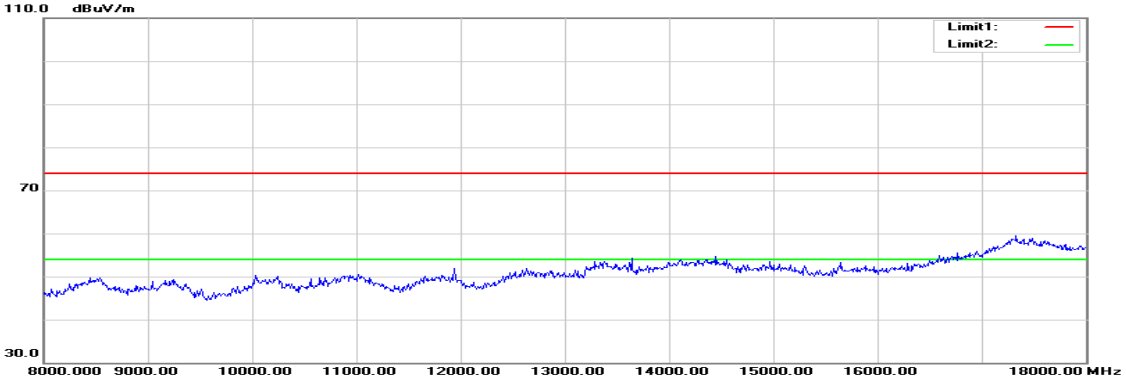


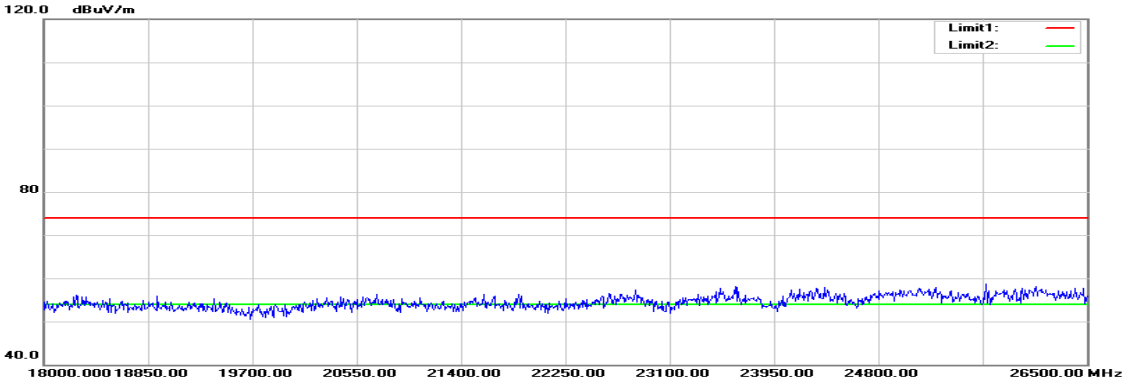

| | | | |
|---|---|---|---|
| **Operation Mode:** | Tx / IEEE 802.11a mode / 5220 MHz | **Test Date:** | August 25, 2015 |
| **Temperature:** | 27°C | **Tested by:** | Jason Lu |
| **Humidity:** | 53% RH | **Polarity:** | Ver. / Hor. |

| Frequency (MHz) | Reading (dBuV) | Correction (dB/m) | Result (dBuV/m) | Limit (dBuV/m) | Margin (dB) | Remark | Ant.Pol. (H/V) |
|---|---|---|---|---|---|---|---|
| 3072.000 | 51.82 | -1.94 | 49.88 | 74.00 | -24.12 | peak | V |
| N/A | | | | | | | |
| | | | | | | | |
| | | | | | | | |
| | | | | | | | |
| | | | | | | | |
| 3142.000 | 51.68 | -1.77 | 49.91 | 74.00 | -24.09 | peak | H |
| N/A | | | | | | | |
| | | | | | | | |
| | | | | | | | |
| | | | | | | | |
| | | | | | | | |

***Remark:***

1. *Measuring frequencies from 1 GHz to the 10th harmonic of highest fundamental frequency.*
2. *Radiated emissions measured in frequency above 1000MHz were made with an instrument using peak/average detector mode.*
3. *Average test would be performed if the peak result were greater than the average limit.*
4. *Data of measurement within this frequency range shown " --- " in the table above means the reading of emissions are attenuated more than 20dB below the permissible limits or the field strength is too small to be measured.*
5. *Measurements above show only up to 6 maximum emissions noted, or would be lesser, with " N/A " remark, if no specific emissions from the EUT are recorded (ie: margin>20dB from the applicable limit) and considered that's already beyond the background noise floor.*
6. *Margin (dB) = Remark result (dBuV/m) – Average limit (dBuV/m).*

## Tx / IEEE 802.11a mode / 5240 MHz

### Polarity: Vertical

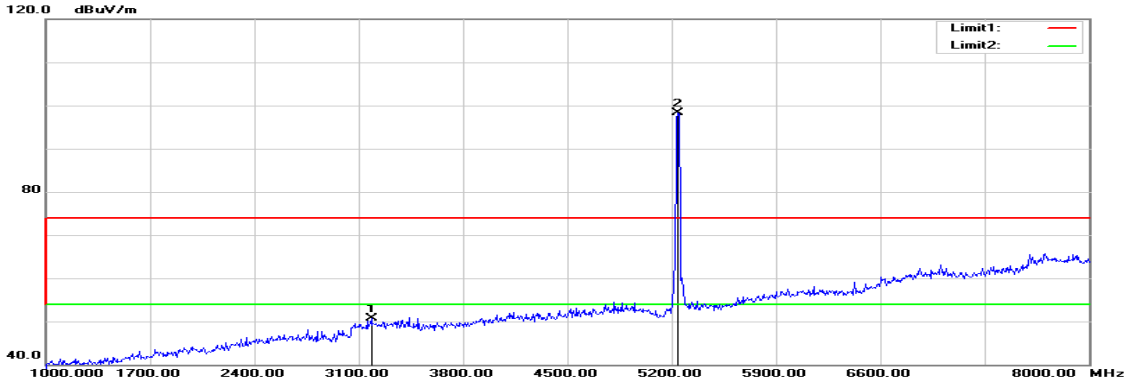


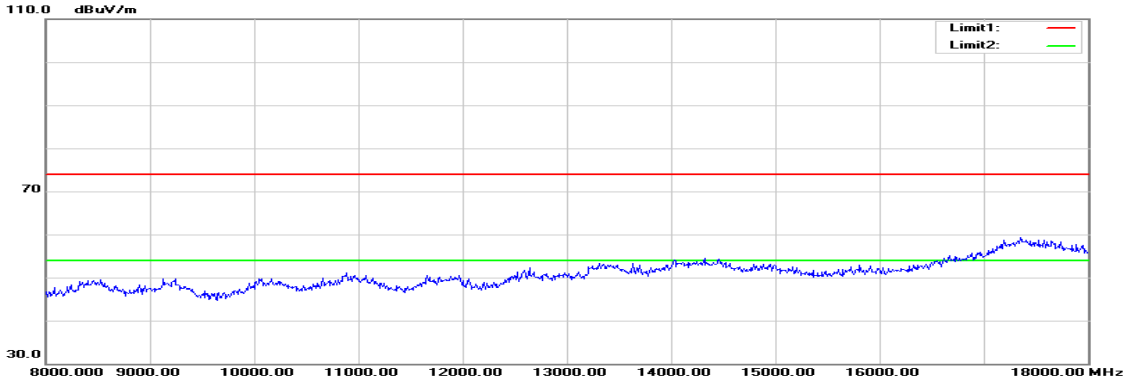


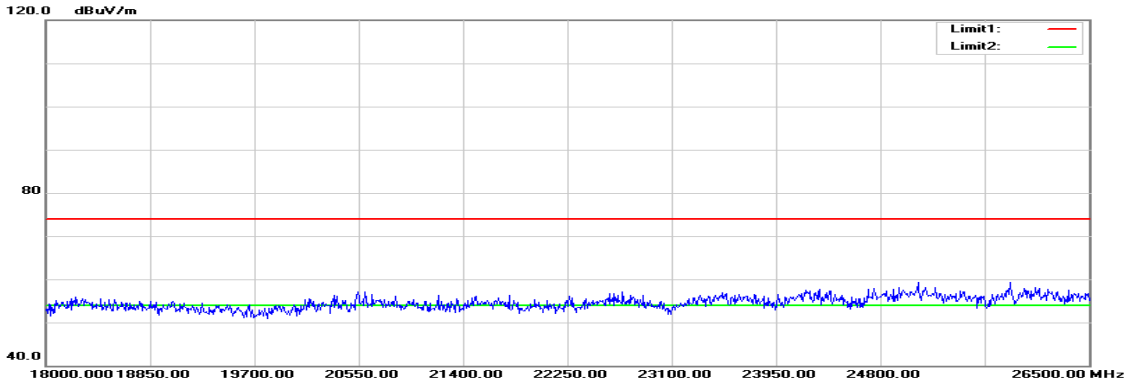

## Polarity: Horizontal

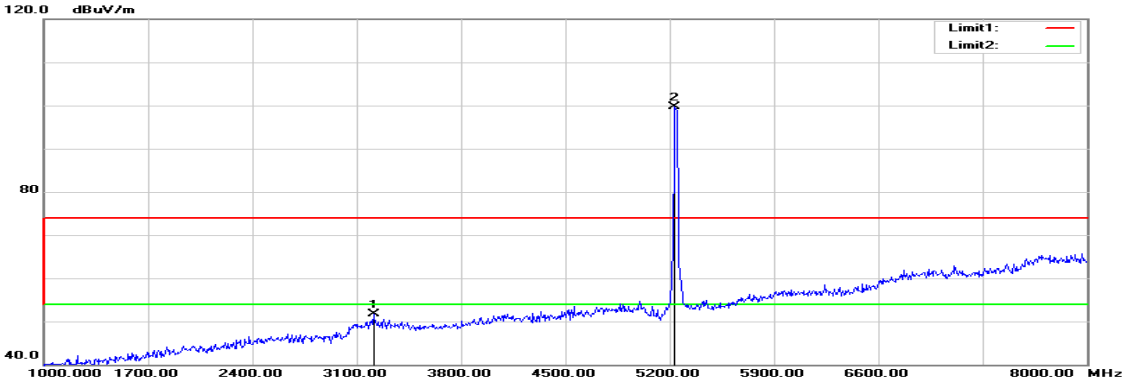


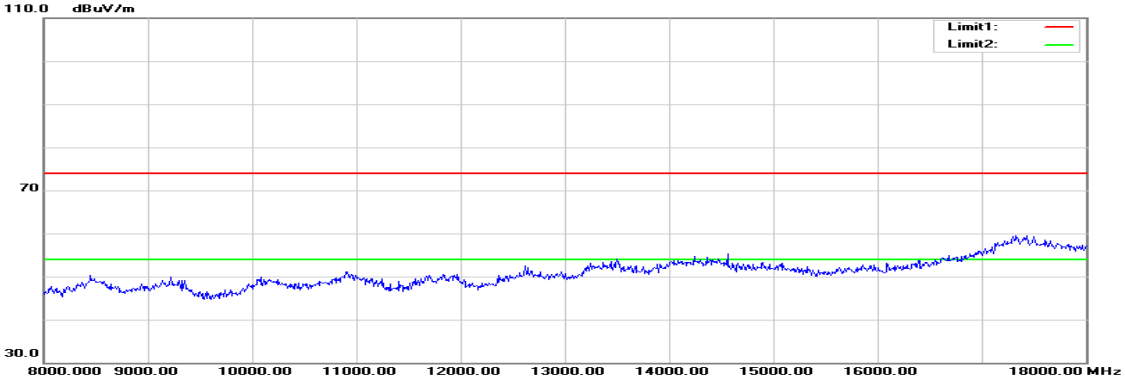


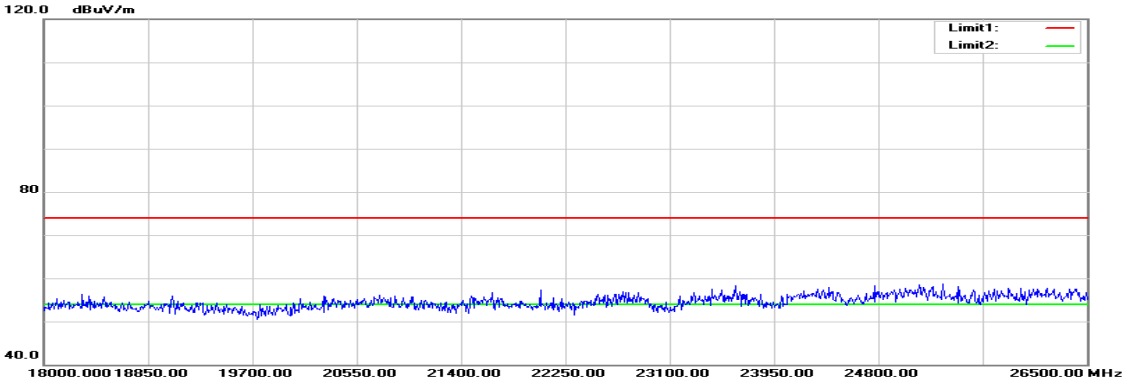

| | | | |
|---|---|---|---|
| **Operation Mode:** | Tx / IEEE 802.11a mode / 5240 MHz | **Test Date:** | August 25, 2015 |
| **Temperature:** | 27°C | **Tested by:** | Jason Lu |
| **Humidity:** | 53% RH | **Polarity:** | Ver. / Hor. |

| Frequency (MHz) | Reading (dBuV) | Correction (dB/m) | Result (dBuV/m) | Limit (dBuV/m) | Margin (dB) | Remark | Ant.Pol. (H/V) |
|---|---|---|---|---|---|---|---|
| 3184.000 | 52.42 | -1.67 | 50.75 | 74.00 | -23.25 | peak | V |
| N/A | | | | | | | |
| | | | | | | | |
| | | | | | | | |
| | | | | | | | |
| | | | | | | | |
| 3212.000 | 53.36 | -1.60 | 51.76 | 74.00 | -22.24 | peak | H |
| N/A | | | | | | | |
| | | | | | | | |
| | | | | | | | |
| | | | | | | | |
| | | | | | | | |

***Remark:***

1. *Measuring frequencies from 1 GHz to the 10th harmonic of highest fundamental frequency.*
2. *Radiated emissions measured in frequency above 1000MHz were made with an instrument using peak/average detector mode.*
3. *Average test would be performed if the peak result were greater than the average limit.*
4. *Data of measurement within this frequency range shown " --- " in the table above means the reading of emissions are attenuated more than 20dB below the permissible limits or the field strength is too small to be measured.*
5. *Measurements above show only up to 6 maximum emissions noted, or would be lesser, with " N/A " remark, if no specific emissions from the EUT are recorded (ie: margin>20dB from the applicable limit) and considered that's already beyond the background noise floor.*
6. *Margin (dB) = Remark result (dBuV/m) – Average limit (dBuV/m).*

## Tx / IEEE 802.11n HT 20 MHz Channel mode / 5180 MHz

### Polarity: Vertical

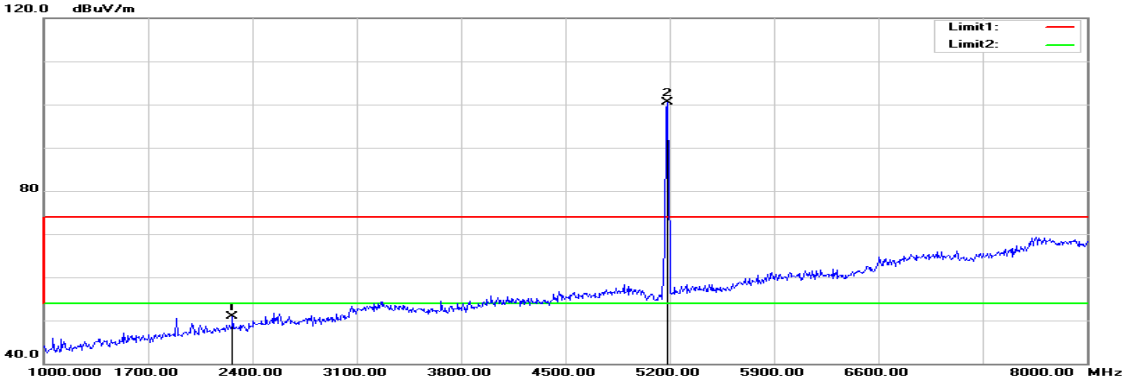


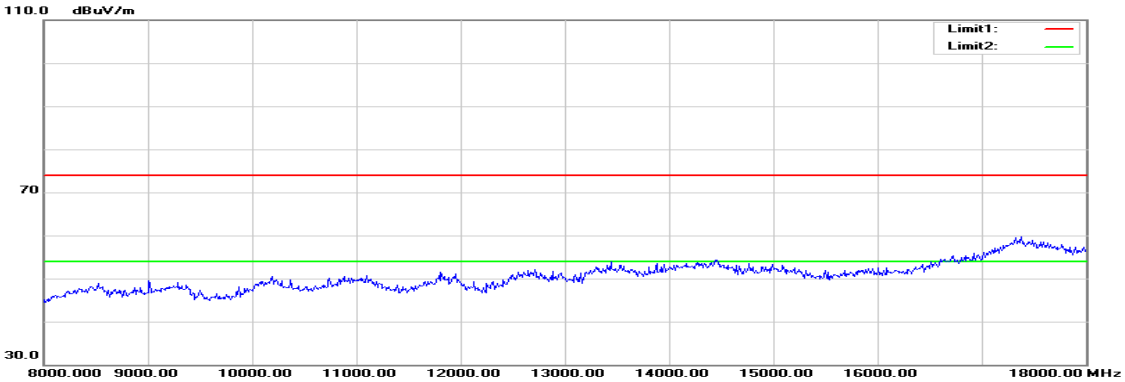


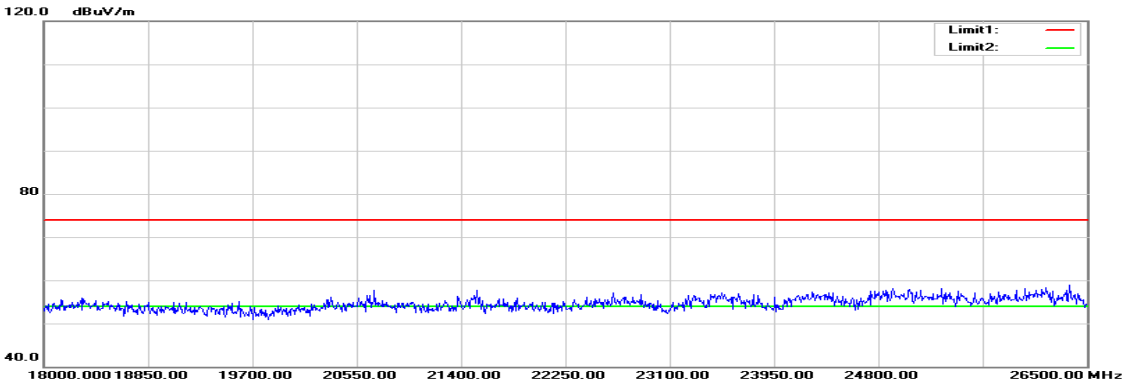

## Polarity: Horizontal

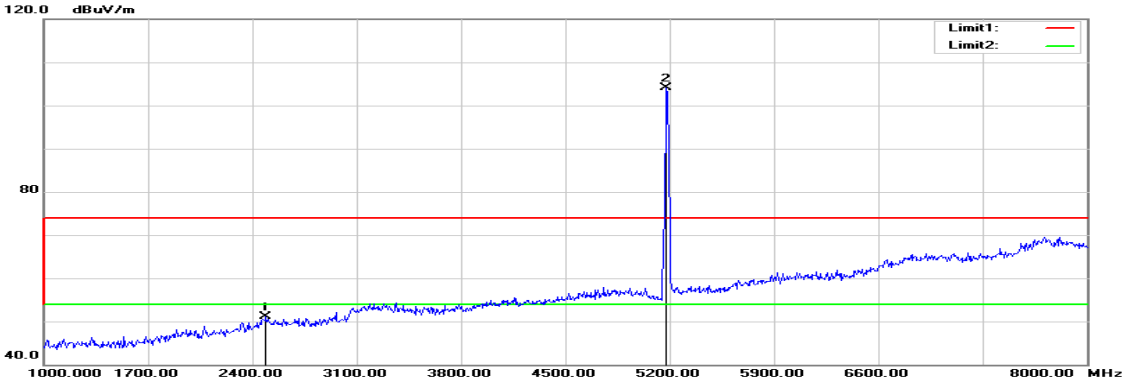


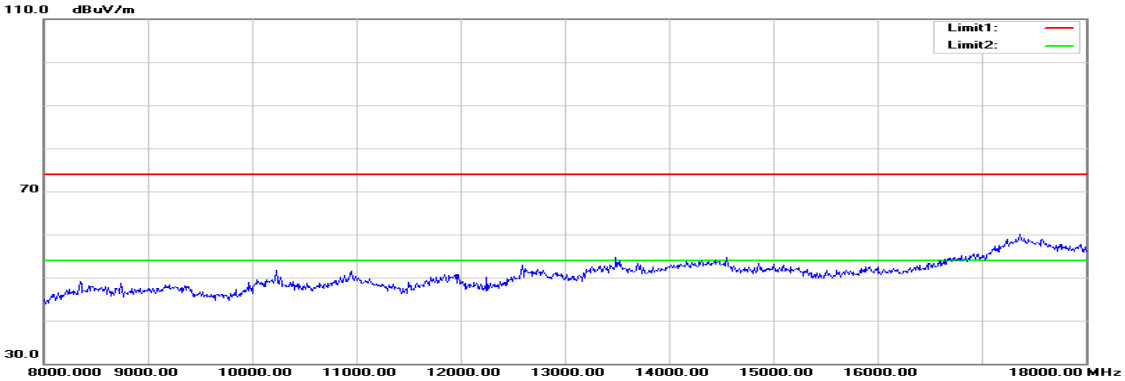


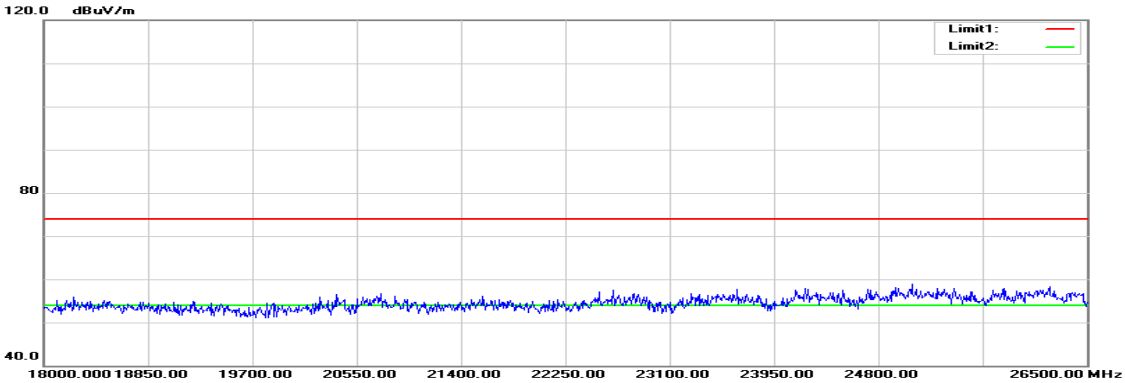

| | | | |
|---|---|---|---|
| **Operation Mode:** | Tx / IEEE 802.11n HT 20 MHz Channel mode / 5180 MHz | **Test Date:** | August 25, 2015 |
| **Temperature:** | 27°C | **Tested by:** | Jason Lu |
| **Humidity:** | 53% RH | **Polarity:** | Ver. / Hor. |

| Frequency (MHz) | Reading (dBuV) | Correction (dB/m) | Result (dBuV/m) | Limit (dBuV/m) | Margin (dB) | Remark | Ant.Pol. (H/V) |
|---|---|---|---|---|---|---|---|
| 2267.000 | 55.19 | -4.34 | 50.85 | 74.00 | -23.15 | peak | V |
| N/A | | | | | | | |
| | | | | | | | |
| | | | | | | | |
| | | | | | | | |
| | | | | | | | |
| 2491.000 | 54.39 | -3.20 | 51.19 | 74.00 | -22.81 | peak | H |
| N/A | | | | | | | |
| | | | | | | | |
| | | | | | | | |
| | | | | | | | |
| | | | | | | | |

***Remark:***

1. *Measuring frequencies from 1 GHz to the 10th harmonic of highest fundamental frequency.*
2. *Radiated emissions measured in frequency above 1000MHz were made with an instrument using peak/average detector mode.*
3. *Average test would be performed if the peak result were greater than the average limit.*
4. *Data of measurement within this frequency range shown " --- " in the table above means the reading of emissions are attenuated more than 20dB below the permissible limits or the field strength is too small to be measured.*
5. *Measurements above show only up to 6 maximum emissions noted, or would be lesser, with " N/A " remark, if no specific emissions from the EUT are recorded (ie: margin>20dB from the applicable limit) and considered that's already beyond the background noise floor.*
6. *Margin (dB) = Remark result (dBuV/m) – Average limit (dBuV/m).*

## Tx / IEEE 802.11n HT 20 MHz Channel mode / 5220 MHz

### Polarity: Vertical

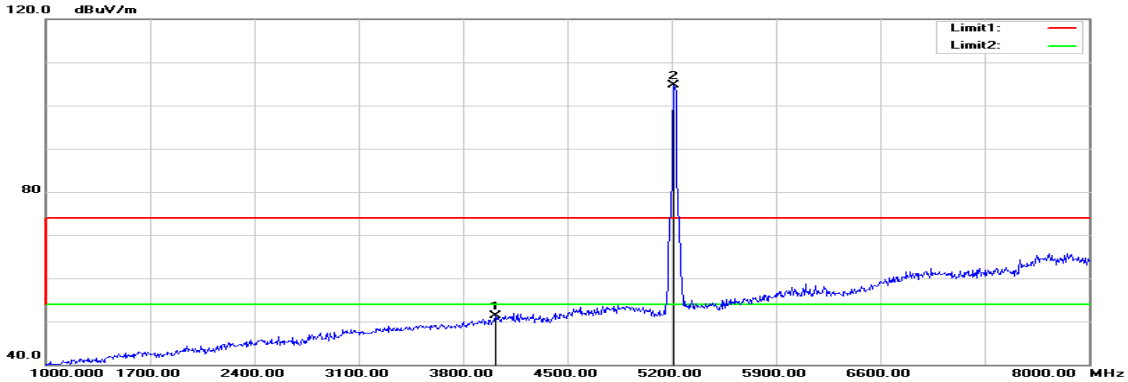


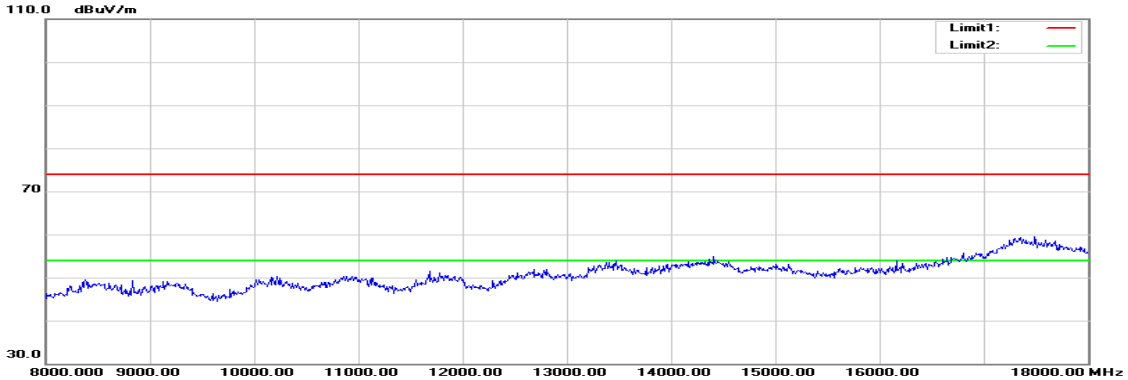


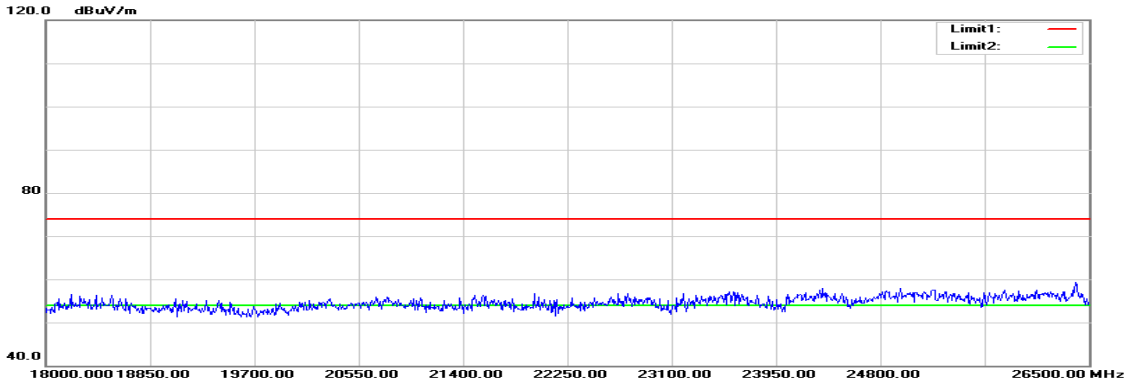

## Polarity: Horizontal

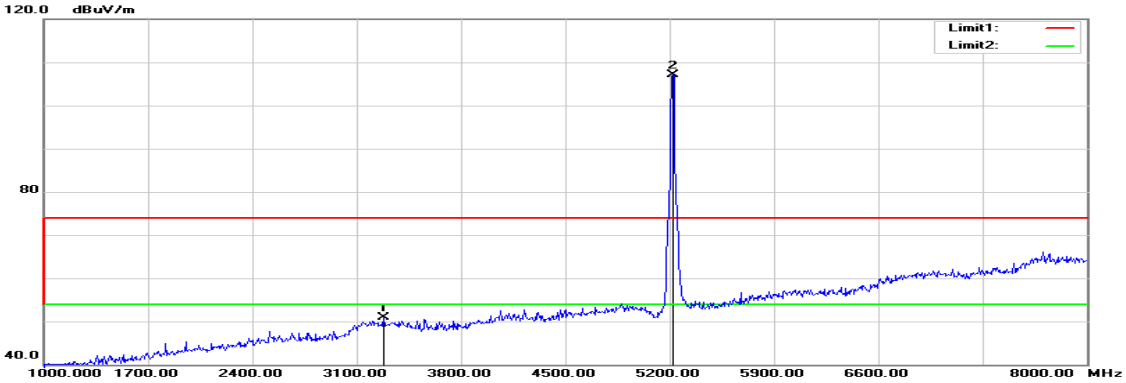


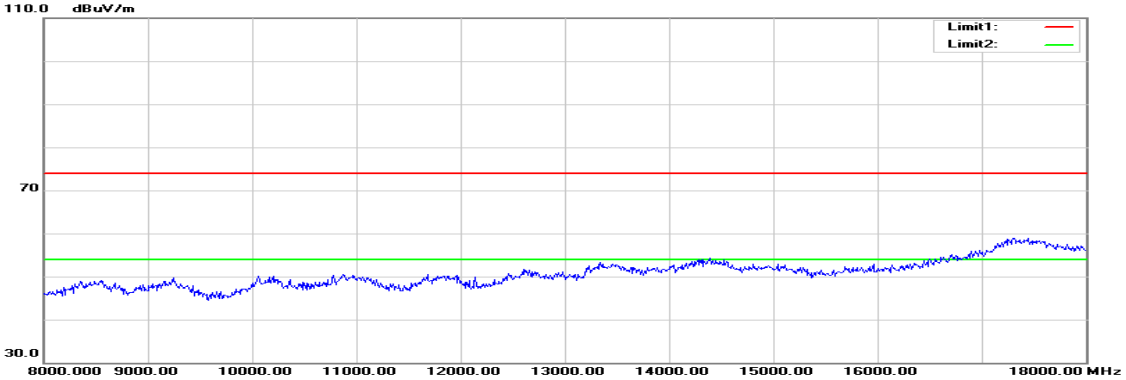


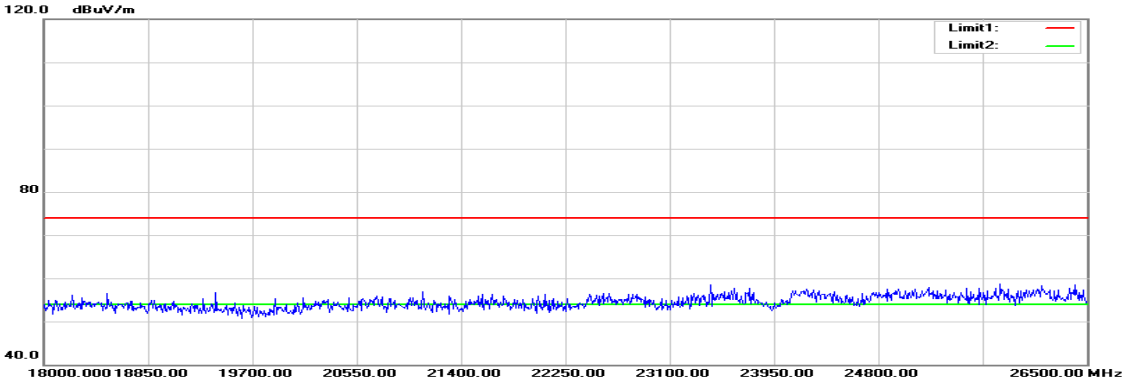

| | | | |
|---|---|---|---|
| **Operation Mode:** | Tx / IEEE 802.11n HT 20 MHz Channel mode / 5220 MHz | **Test Date:** | August 25, 2015 |
| **Temperature:** | 27°C | **Tested by:** | Jason Lu |
| **Humidity:** | 53% RH | **Polarity:** | Ver. / Hor. |

| Frequency (MHz) | Reading (dBuV) | Correction (dB/m) | Result (dBuV/m) | Limit (dBuV/m) | Margin (dB) | Remark | Ant.Pol. (H/V) |
|---|---|---|---|---|---|---|---|
| 4017.000 | 50.10 | 1.29 | 51.39 | 74.00 | -22.61 | peak | V |
| N/A | | | | | | | |
| | | | | | | | |
| | | | | | | | |
| | | | | | | | |
| | | | | | | | |
| 3282.000 | 52.30 | -1.43 | 50.87 | 74.00 | -23.13 | peak | H |
| N/A | | | | | | | |
| | | | | | | | |
| | | | | | | | |
| | | | | | | | |
| | | | | | | | |

***Remark:***

1. *Measuring frequencies from 1 GHz to the 10th harmonic of highest fundamental frequency.*
2. *Radiated emissions measured in frequency above 1000MHz were made with an instrument using peak/average detector mode.*
3. *Average test would be performed if the peak result were greater than the average limit.*
4. *Data of measurement within this frequency range shown " --- " in the table above means the reading of emissions are attenuated more than 20dB below the permissible limits or the field strength is too small to be measured.*
5. *Measurements above show only up to 6 maximum emissions noted, or would be lesser, with " N/A " remark, if no specific emissions from the EUT are recorded (ie: margin>20dB from the applicable limit) and considered that's already beyond the background noise floor.*
6. *Margin (dB) = Remark result (dBuV/m) – Average limit (dBuV/m).*

## Tx / IEEE 802.11n HT 20 MHz Channel mode / 5240 MHz

### Polarity: Vertical

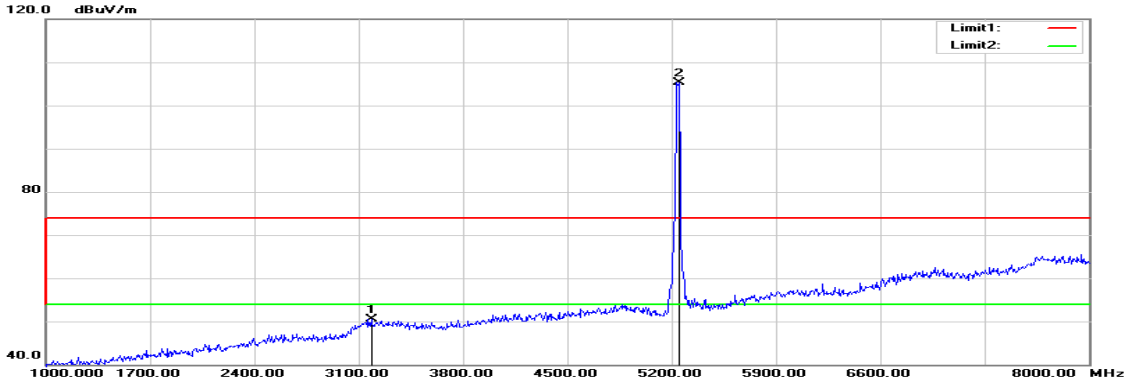


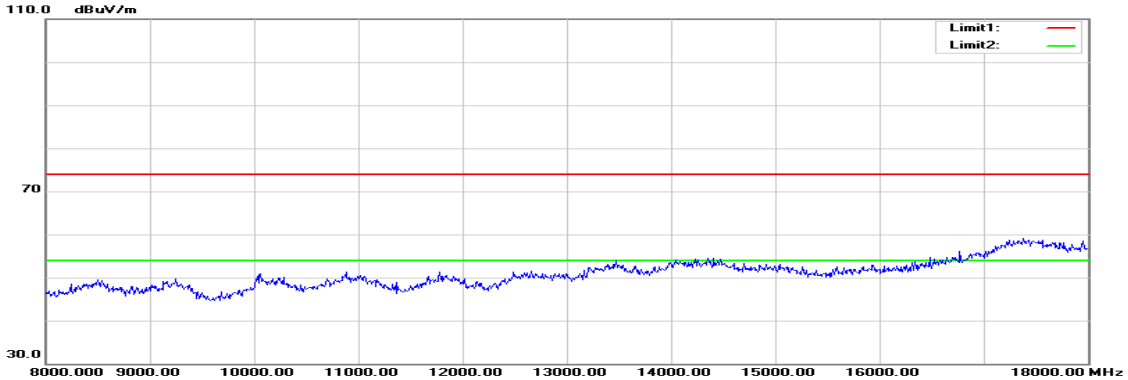


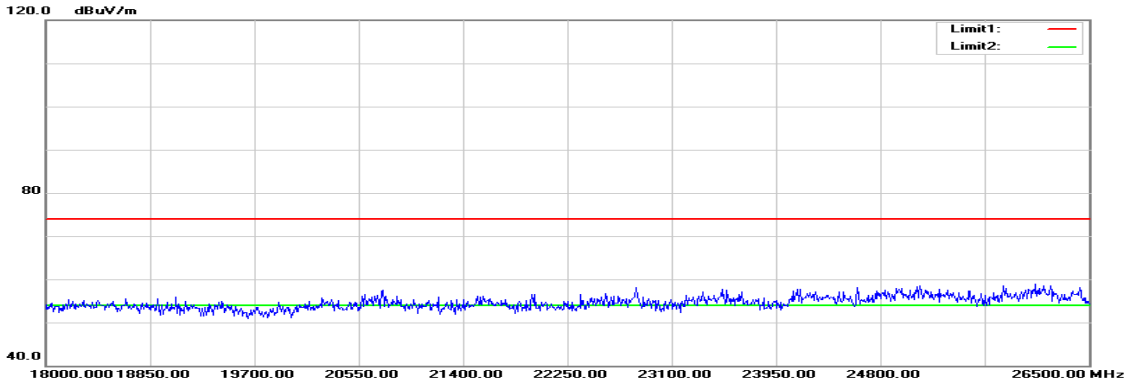

## Polarity: Horizontal

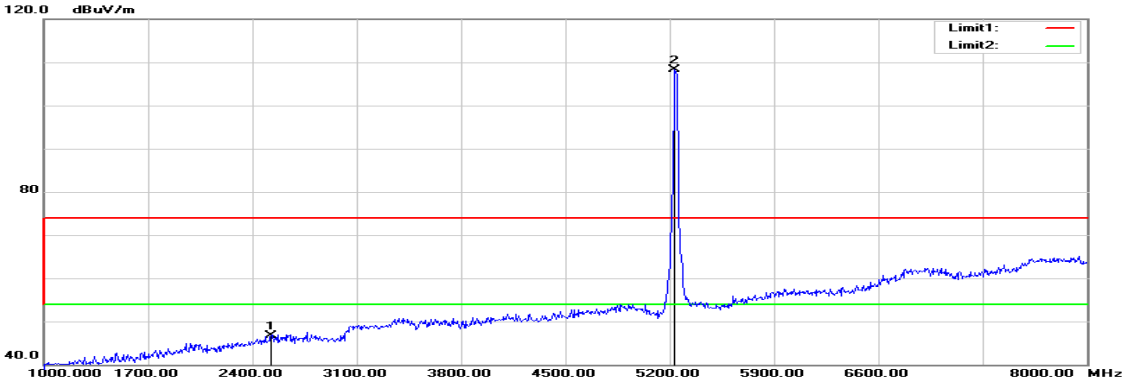


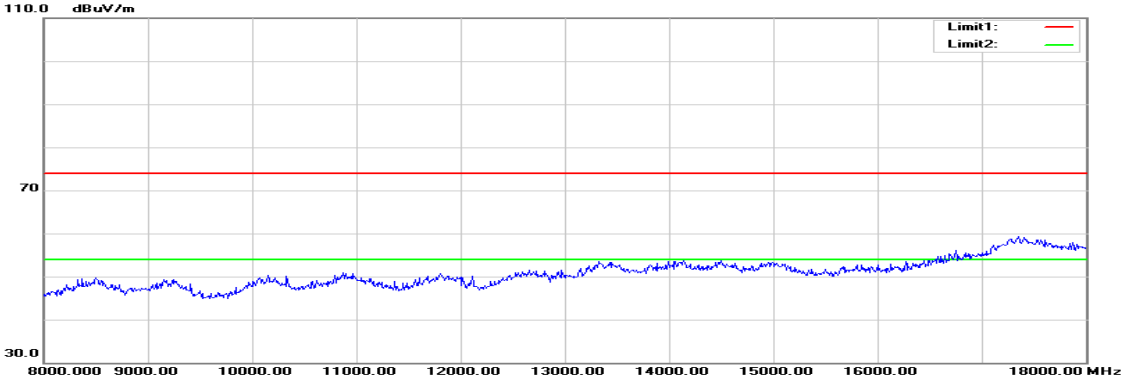


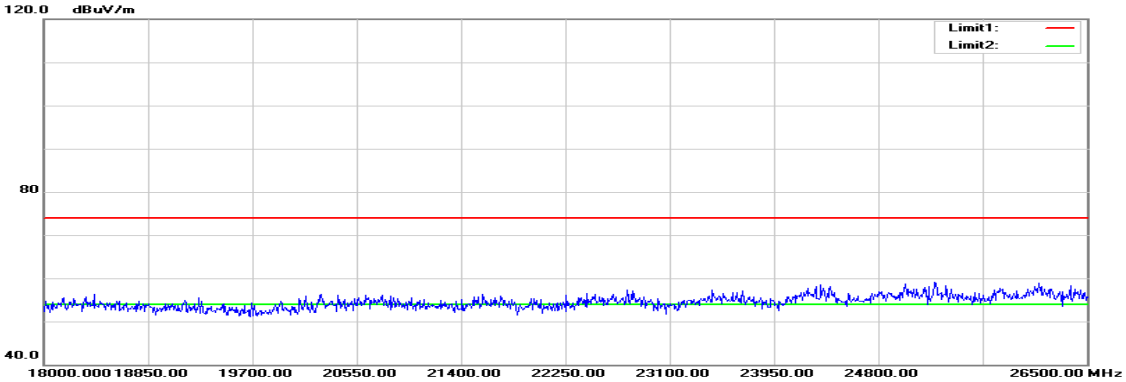

| | | | |
|---|---|---|---|
| **Operation Mode:** | Tx / IEEE 802.11n HT 20 MHz Channel mode / 5240 MHz | **Test Date:** | August 25, 2015 |
| **Temperature:** | 27°C | **Tested by:** | Jason Lu |
| **Humidity:** | 53% RH | **Polarity:** | Ver. / Hor. |

| Frequency (MHz) | Reading (dBuV) | Correction (dB/m) | Result (dBuV/m) | Limit (dBuV/m) | Margin (dB) | Remark | Ant.Pol. (H/V) |
|---|---|---|---|---|---|---|---|
| 3184.000 | 52.26 | -1.67 | 50.59 | 74.00 | -23.41 | peak | V |
| N/A | | | | | | | |
| | | | | | | | |
| | | | | | | | |
| | | | | | | | |
| | | | | | | | |
| 2526.000 | 49.86 | -3.07 | 46.79 | 74.00 | -27.21 | peak | H |
| N/A | | | | | | | |
| | | | | | | | |
| | | | | | | | |
| | | | | | | | |
| | | | | | | | |

***Remark:***

1. *Measuring frequencies from 1 GHz to the 10th harmonic of highest fundamental frequency.*
2. *Radiated emissions measured in frequency above 1000MHz were made with an instrument using peak/average detector mode.*
3. *Average test would be performed if the peak result were greater than the average limit.*
4. *Data of measurement within this frequency range shown " --- " in the table above means the reading of emissions are attenuated more than 20dB below the permissible limits or the field strength is too small to be measured.*
5. *Measurements above show only up to 6 maximum emissions noted, or would be lesser, with " N/A " remark, if no specific emissions from the EUT are recorded (ie: margin>20dB from the applicable limit) and considered that's already beyond the background noise floor.*
6. *Margin (dB) = Remark result (dBuV/m) – Average limit (dBuV/m).*

## Tx / IEEE 802.11n HT 40 MHz mode / 5190 MHz

### Polarity: Vertical

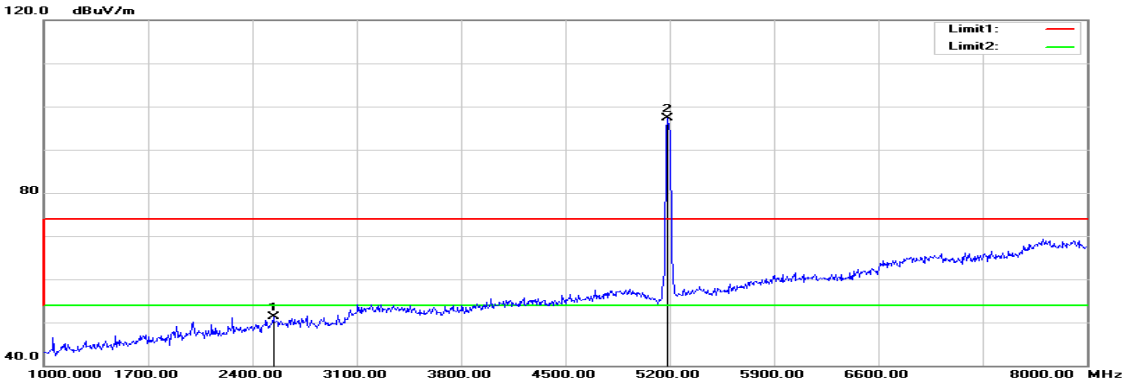


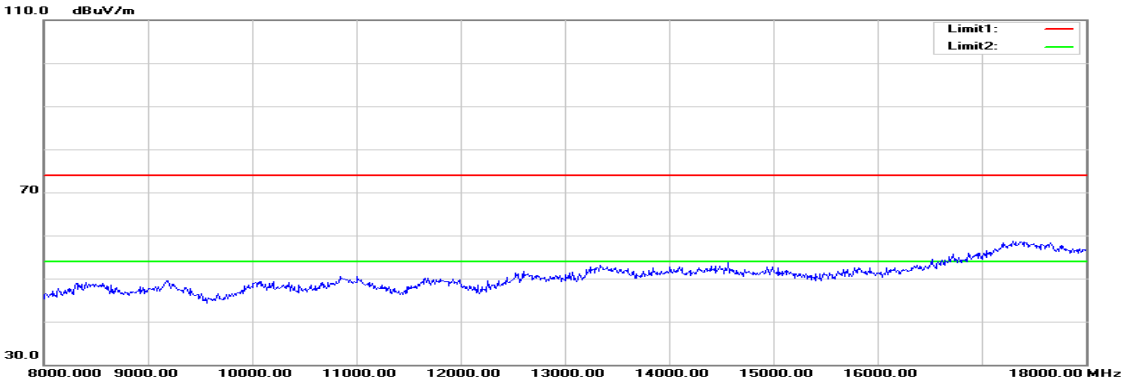


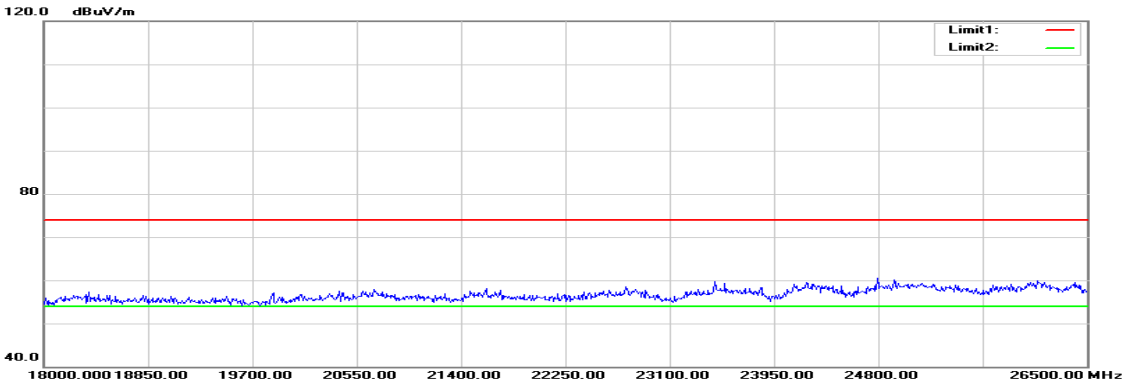

## Polarity: Horizontal

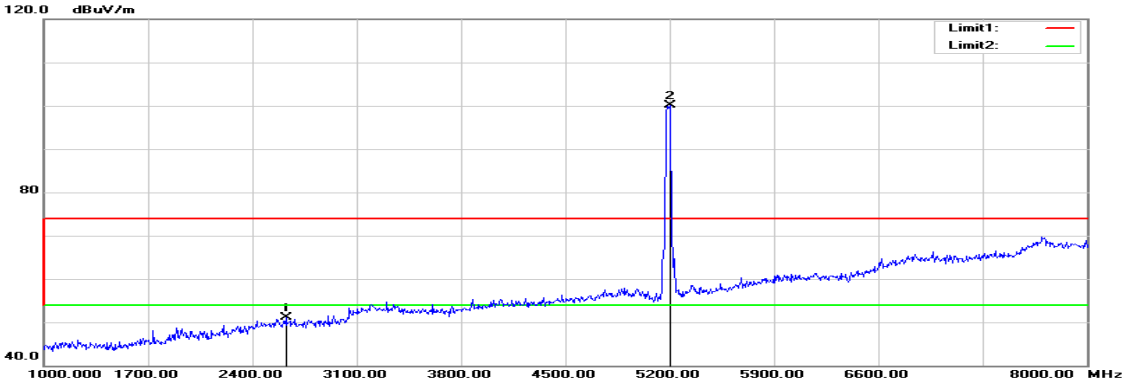


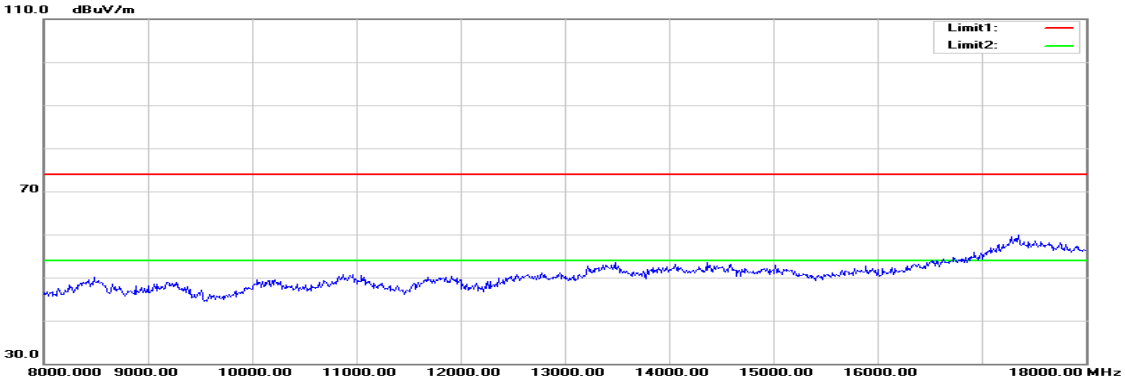


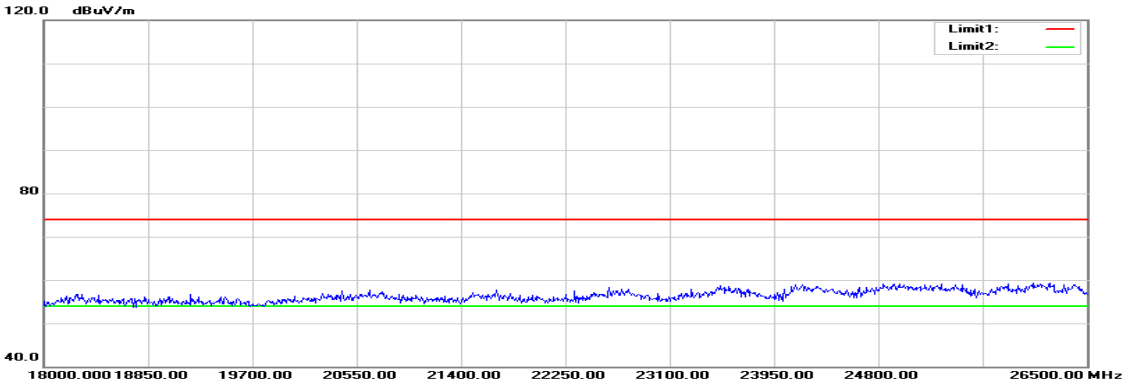

| | | | |
|---|---|---|---|
| **Operation Mode:** | Tx / IEEE 802.11n HT 40 MHz mode / 5190 MHz | **Test Date:** | August 25, 2015 |
| **Temperature:** | 27°C | **Tested by:** | Jason Lu |
| **Humidity:** | 53% RH | **Polarity:** | Ver. / Hor. |

| Frequency (MHz) | Reading (dBuV) | Correction (dB/m) | Result (dBuV/m) | Limit (dBuV/m) | Margin (dB) | Remark | Ant.Pol. (H/V) |
|---|---|---|---|---|---|---|---|
| 2540.000 | 54.37 | -3.04 | 51.33 | 74.00 | -22.67 | peak | V |
| N/A | | | | | | | |
| | | | | | | | |
| | | | | | | | |
| | | | | | | | |
| | | | | | | | |
| 2624.000 | 53.93 | -2.87 | 51.06 | 74.00 | -22.94 | peak | H |
| N/A | | | | | | | |
| | | | | | | | |
| | | | | | | | |
| | | | | | | | |
| | | | | | | | |

***Remark:***

1. *Measuring frequencies from 1 GHz to the 10th harmonic of highest fundamental frequency.*
2. *Radiated emissions measured in frequency above 1000MHz were made with an instrument using peak/average detector mode.*
3. *Average test would be performed if the peak result were greater than the average limit.*
4. *Data of measurement within this frequency range shown " --- " in the table above means the reading of emissions are attenuated more than 20dB below the permissible limits or the field strength is too small to be measured.*
5. *Measurements above show only up to 6 maximum emissions noted, or would be lesser, with " N/A " remark, if no specific emissions from the EUT are recorded (ie: margin>20dB from the applicable limit) and considered that's already beyond the background noise floor.*
6. *Margin (dB) = Remark result (dBuV/m) – Average limit (dBuV/m).*

## Tx / IEEE 802.11n HT 40 MHz mode / 5230 MHz

### Polarity: Vertical

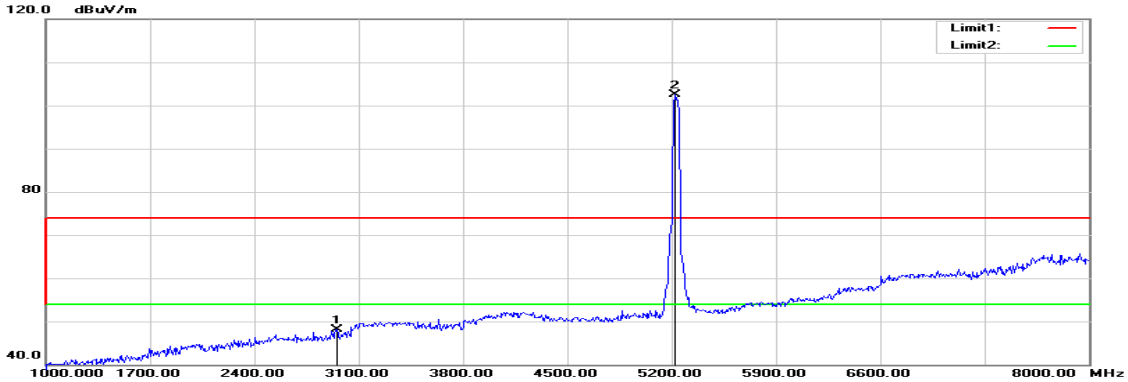


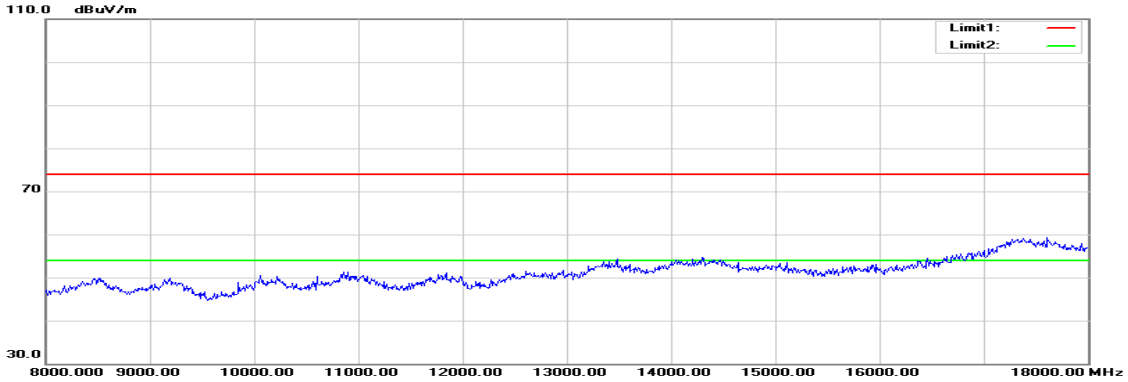


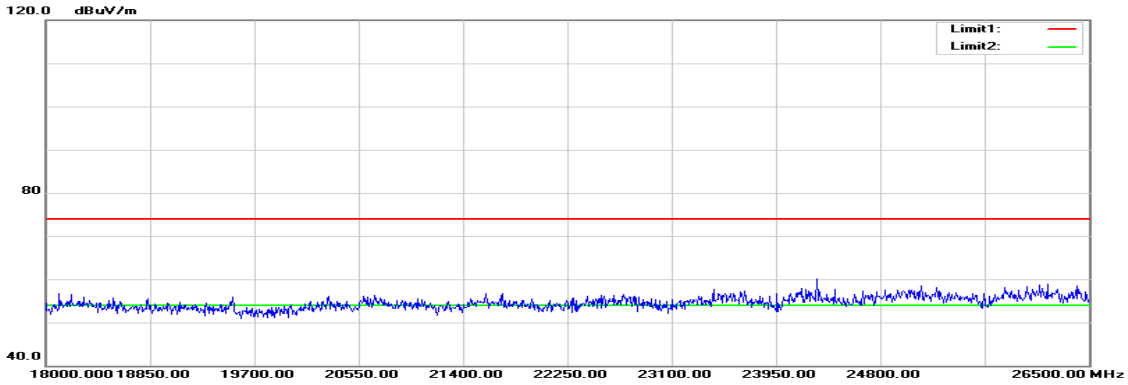

## Polarity: Horizontal

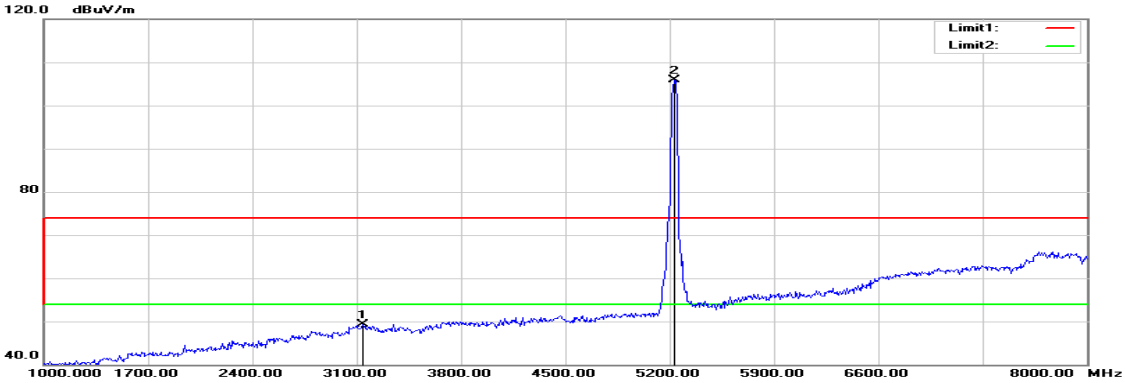


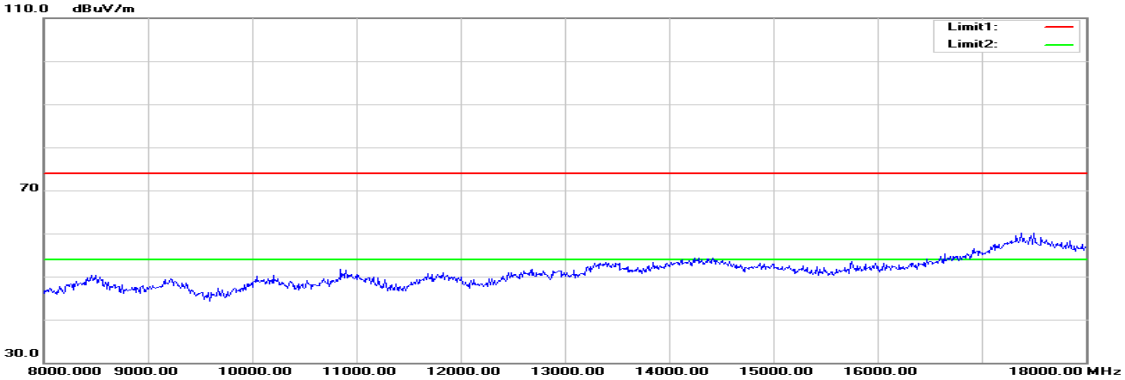


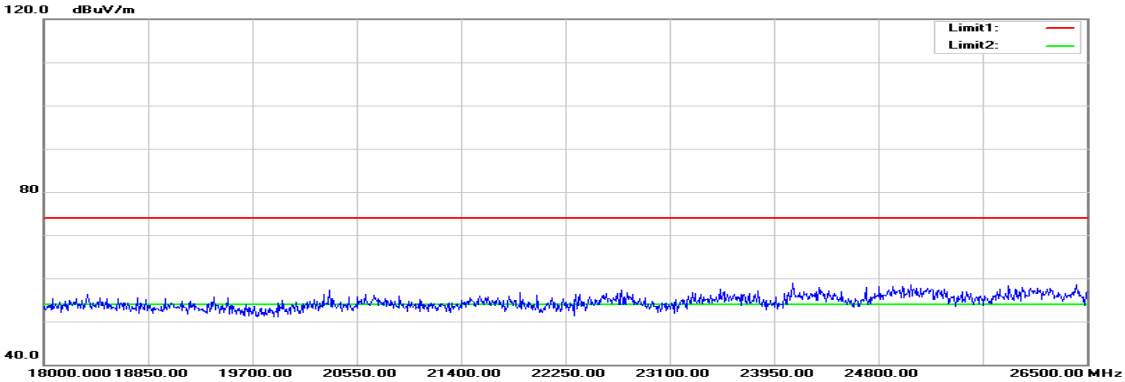

| | | | |
|---|---|---|---|
| **Operation Mode:** | Tx / IEEE 802.11n HT 40 MHz mode / 5230 MHz | **Test Date:** | August 25, 2015 |
| **Temperature:** | 27°C | **Tested by:** | Jason Lu |
| **Humidity:** | 53% RH | **Polarity:** | Ver. / Hor. |

| Frequency (MHz) | Reading (dBuV) | Correction (dB/m) | Result (dBuV/m) | Limit (dBuV/m) | Margin (dB) | Remark | Ant.Pol. (H/V) |
|---|---|---|---|---|---|---|---|
| 2953.000 | 50.29 | -2.20 | 48.09 | 74.00 | -25.91 | peak | V |
| N/A | | | | | | | |
| | | | | | | | |
| | | | | | | | |
| | | | | | | | |
| | | | | | | | |
| 3142.000 | 51.05 | -1.77 | 49.28 | 74.00 | -24.72 | peak | H |
| N/A | | | | | | | |
| | | | | | | | |
| | | | | | | | |
| | | | | | | | |
| | | | | | | | |

***Remark:***

1. *Measuring frequencies from 1 GHz to the 10th harmonic of highest fundamental frequency.*
2. *Radiated emissions measured in frequency above 1000MHz were made with an instrument using peak/average detector mode.*
3. *Average test would be performed if the peak result were greater than the average limit.*
4. *Data of measurement within this frequency range shown " --- " in the table above means the reading of emissions are attenuated more than 20dB below the permissible limits or the field strength is too small to be measured.*
5. *Measurements above show only up to 6 maximum emissions noted, or would be lesser, with " N/A " remark, if no specific emissions from the EUT are recorded (ie: margin>20dB from the applicable limit) and considered that's already beyond the background noise floor.*
6. *Margin (dB) = Remark result (dBuV/m) – Average limit (dBuV/m).*

## Tx / IEEE 802.11ac VHT 80 MHz mode / 5210MHz

### Polarity: Vertical

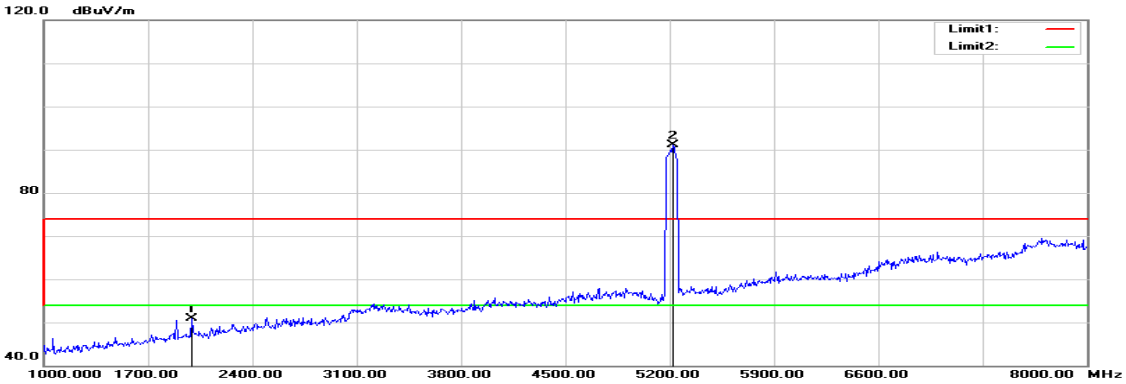


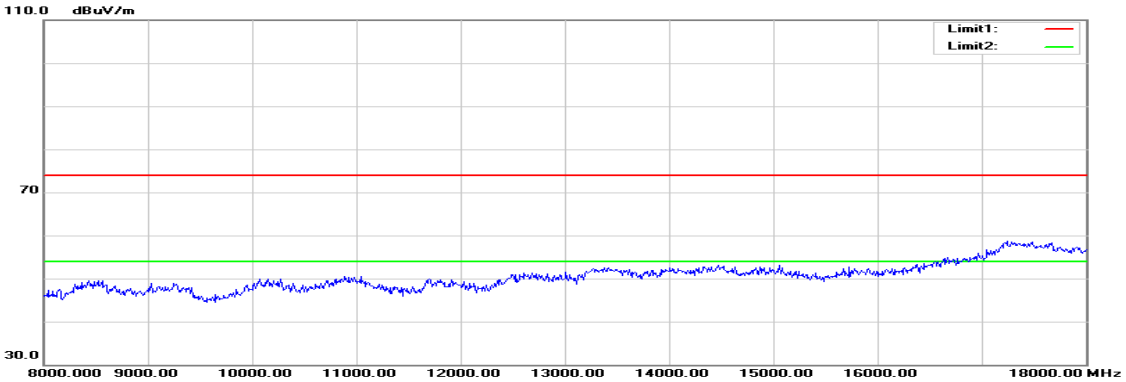


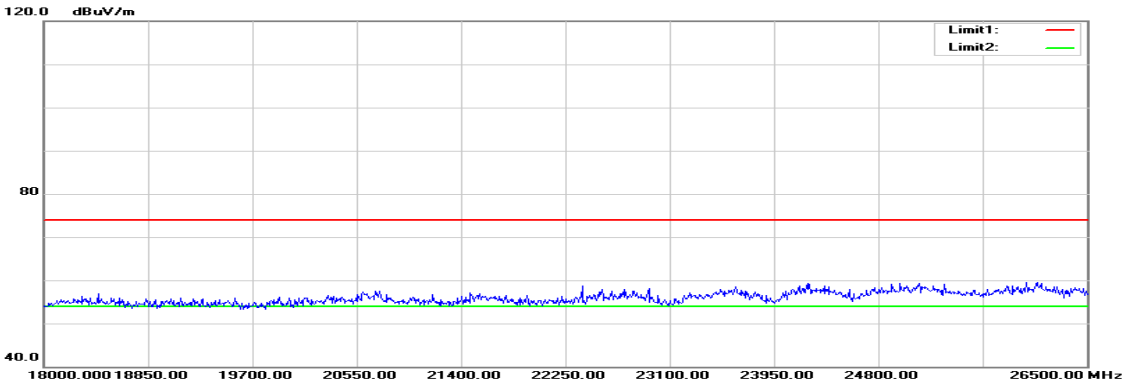

## Polarity: Horizontal

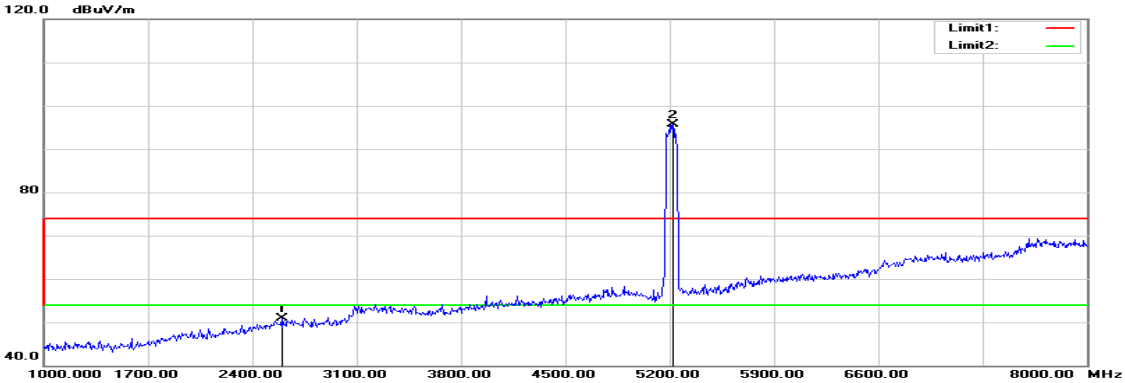


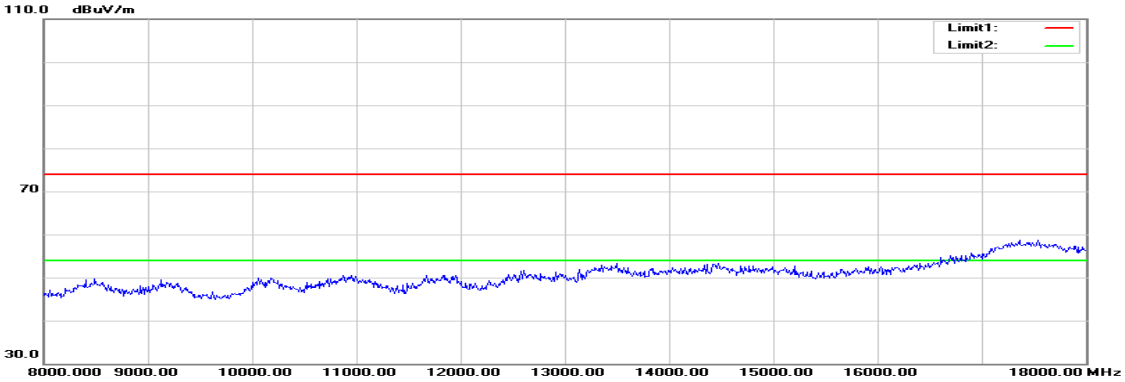


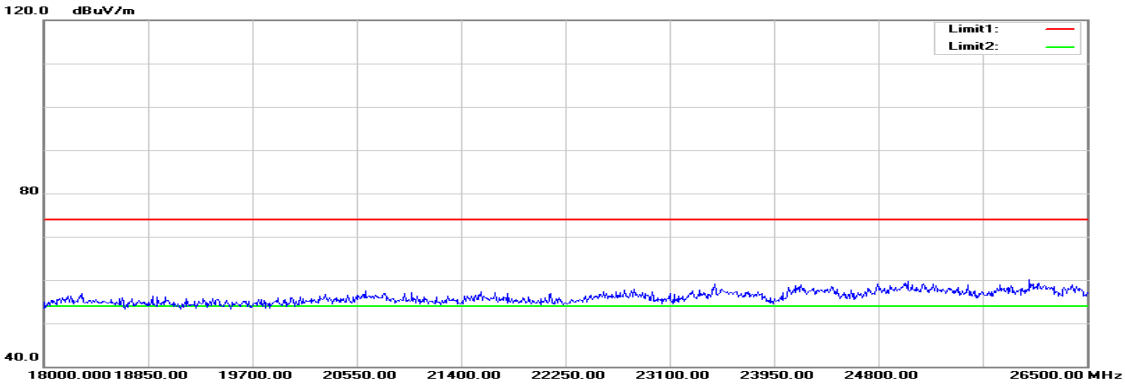

| | | | |
|---|---|---|---|
| **Operation Mode:** | Tx / IEEE 802.11ac VHT 80 MHz mode / 5210MHz | **Test Date:** | August 25, 2015 |
| **Temperature:** | 27°C | **Tested by:** | Jason Lu |
| **Humidity:** | 53% RH | **Polarity:** | Ver. / Hor. |

| Frequency (MHz) | Reading (dBuV) | Correction (dB/m) | Result (dBuV/m) | Limit (dBuV/m) | Margin (dB) | Remark | Ant.Pol. (H/V) |
|---|---|---|---|---|---|---|---|
| 1994.000 | 55.91 | -4.91 | 51.00 | 74.00 | -23.00 | peak | V |
| N/A | | | | | | | |
| | | | | | | | |
| | | | | | | | |
| | | | | | | | |
| | | | | | | | |
| 2596.000 | 53.89 | -2.93 | 50.96 | 74.00 | -23.04 | peak | H |
| N/A | | | | | | | |
| | | | | | | | |
| | | | | | | | |
| | | | | | | | |
| | | | | | | | |

***Remark:***

1. *Measuring frequencies from 1 GHz to the 10th harmonic of highest fundamental frequency.*
2. *Radiated emissions measured in frequency above 1000MHz were made with an instrument using peak/average detector mode.*
3. *Average test would be performed if the peak result were greater than the average limit.*
4. *Data of measurement within this frequency range shown " --- " in the table above means the reading of emissions are attenuated more than 20dB below the permissible limits or the field strength is too small to be measured.*
5. *Measurements above show only up to 6 maximum emissions noted, or would be lesser, with " N/A " remark, if no specific emissions from the EUT are recorded (ie: margin>20dB from the applicable limit) and considered that's already beyond the background noise floor.*
6. *Margin (dB) = Remark result (dBuV/m) – Average limit (dBuV/m).*

## Tx / IEEE 802.11a mode / 5260 MHz

### Polarity: Vertical

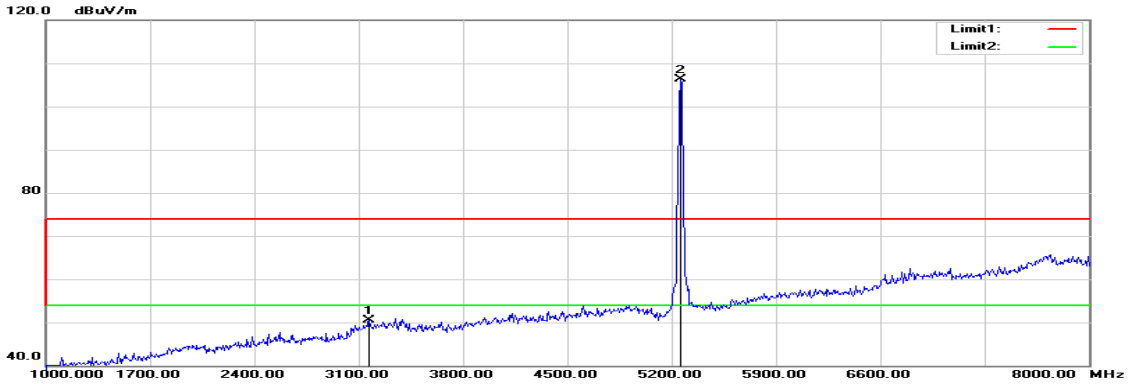


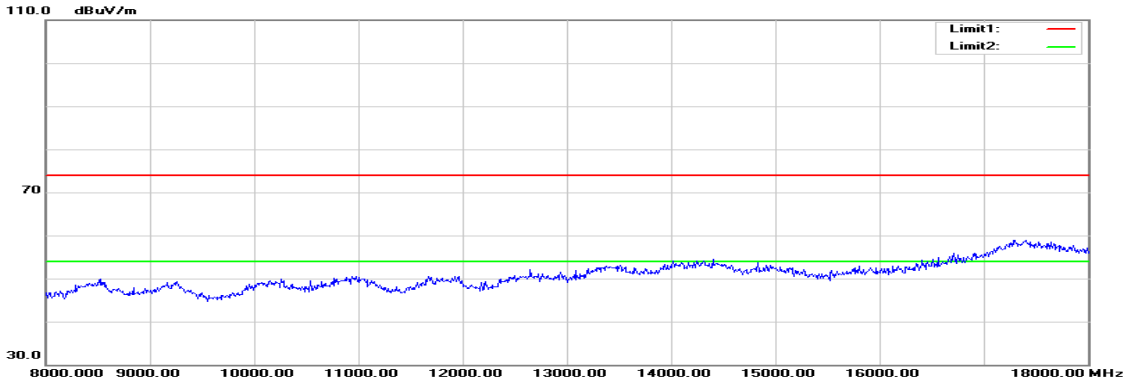


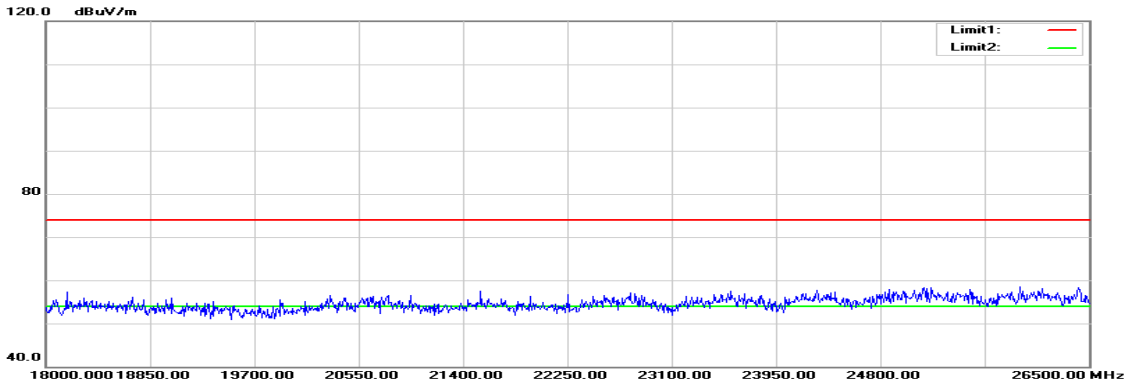

## Polarity: Horizontal

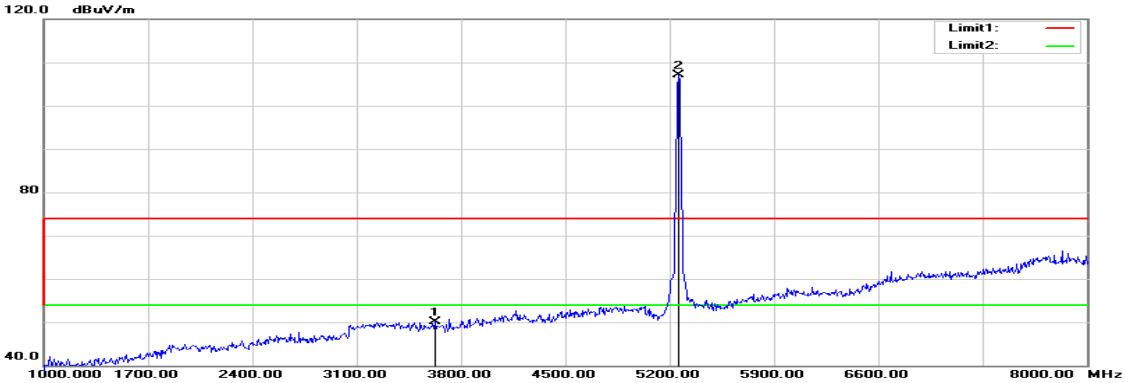


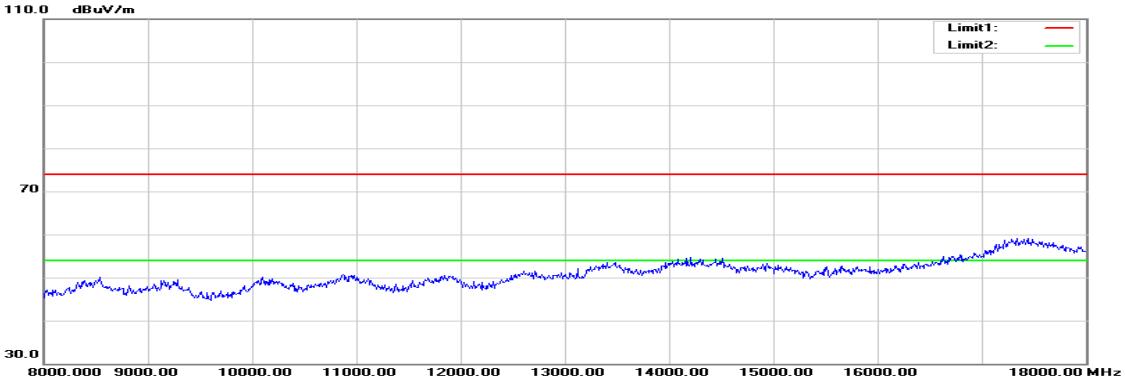


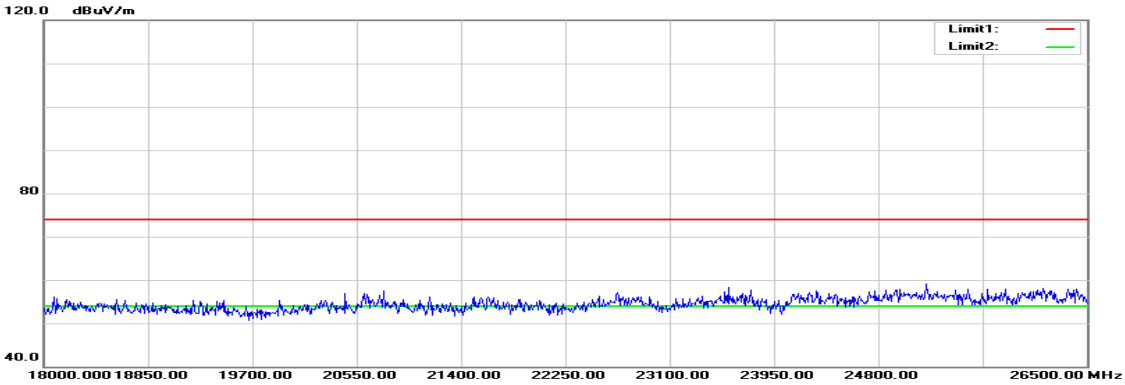

| | | | |
|---|---|---|---|
| **Operation Mode:** | Tx / IEEE 802.11a mode / 5260 MHz | **Test Date:** | August 25, 2015 |
| **Temperature:** | 27°C | **Tested by:** | Jason Lu |
| **Humidity:** | 53% RH | **Polarity:** | Ver. / Hor. |

| Frequency (MHz) | Reading (dBuV) | Correction (dB/m) | Result (dBuV/m) | Limit (dBuV/m) | Margin (dB) | Remark | Ant.Pol. (H/V) |
|---|---|---|---|---|---|---|---|
| 3170.000 | 52.24 | -1.70 | 50.54 | 74.00 | -23.46 | peak | V |
| N/A | | | | | | | |
| | | | | | | | |
| | | | | | | | |
| | | | | | | | |
| | | | | | | | |
| 3625.000 | 50.47 | -0.38 | 50.09 | 74.00 | -23.91 | peak | H |
| N/A | | | | | | | |
| | | | | | | | |
| | | | | | | | |
| | | | | | | | |
| | | | | | | | |

***Remark:***

1. *Measuring frequencies from 1 GHz to the 10th harmonic of highest fundamental frequency.*
2. *Radiated emissions measured in frequency above 1000MHz were made with an instrument using peak/average detector mode.*
3. *Average test would be performed if the peak result were greater than the average limit.*
4. *Data of measurement within this frequency range shown " --- " in the table above means the reading of emissions are attenuated more than 20dB below the permissible limits or the field strength is too small to be measured.*
5. *Measurements above show only up to 6 maximum emissions noted, or would be lesser, with " N/A " remark, if no specific emissions from the EUT are recorded (ie: margin>20dB from the applicable limit) and considered that's already beyond the background noise floor.*
6. *Margin (dB) = Remark result (dBuV/m) – Average limit (dBuV/m).*

## Tx / IEEE 802.11a mode / 5280 MHz

### Polarity: Vertical

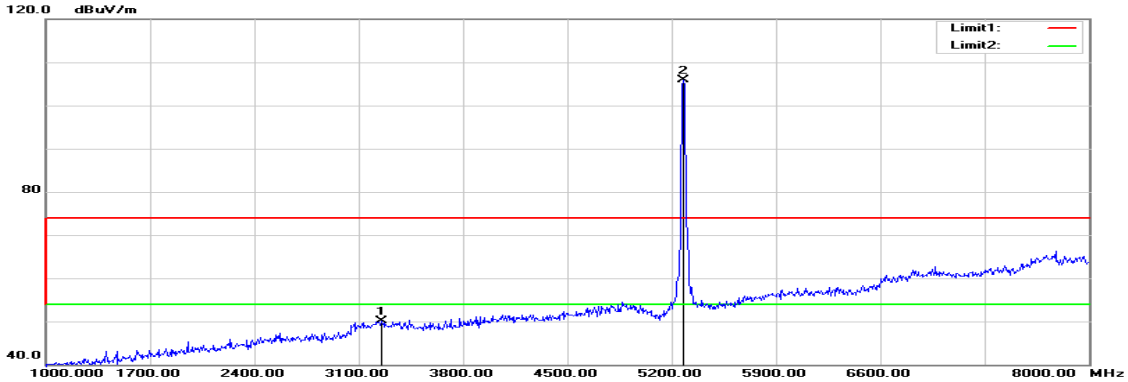


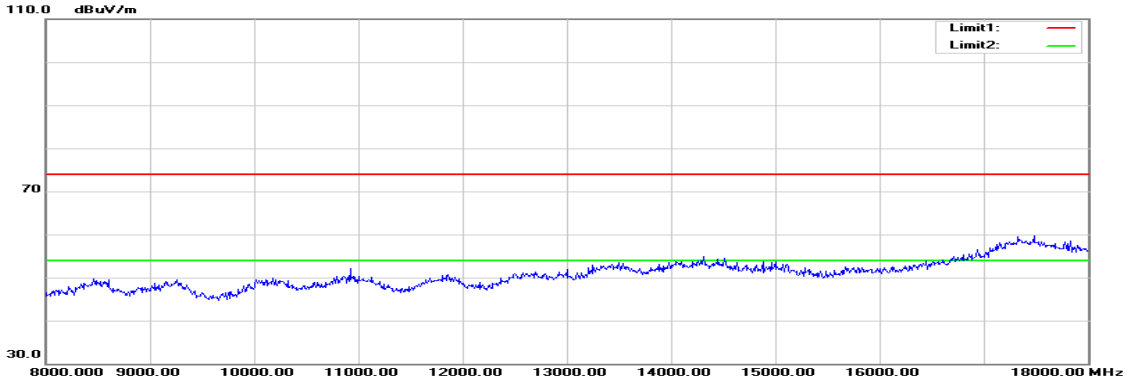


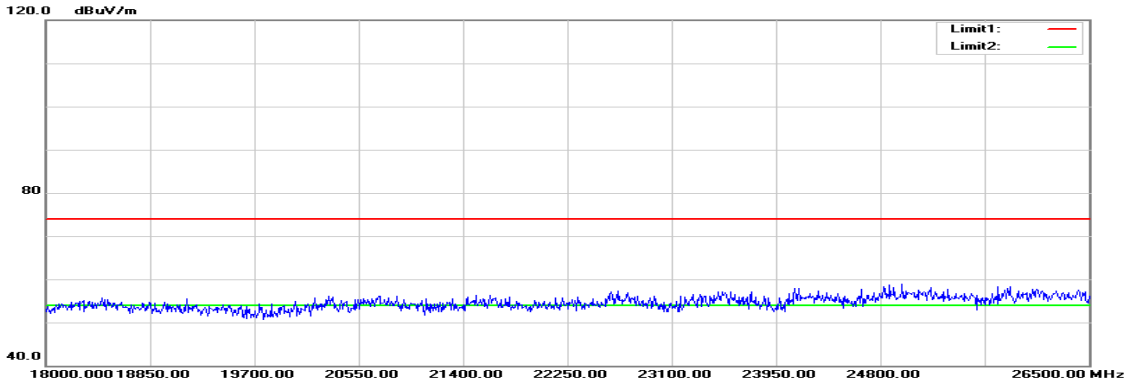

## Polarity: Horizontal

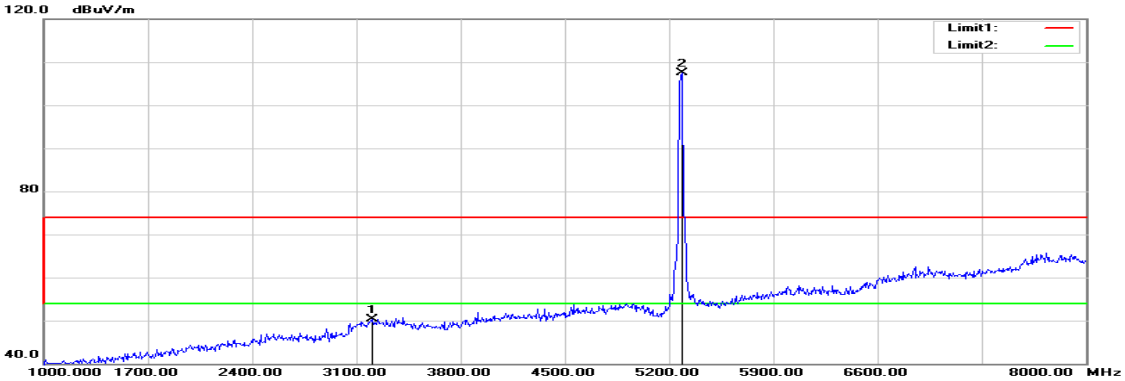


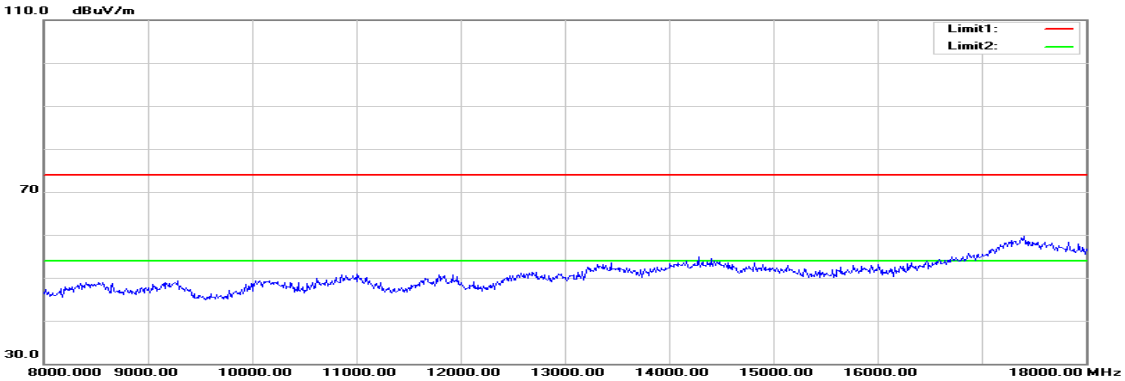


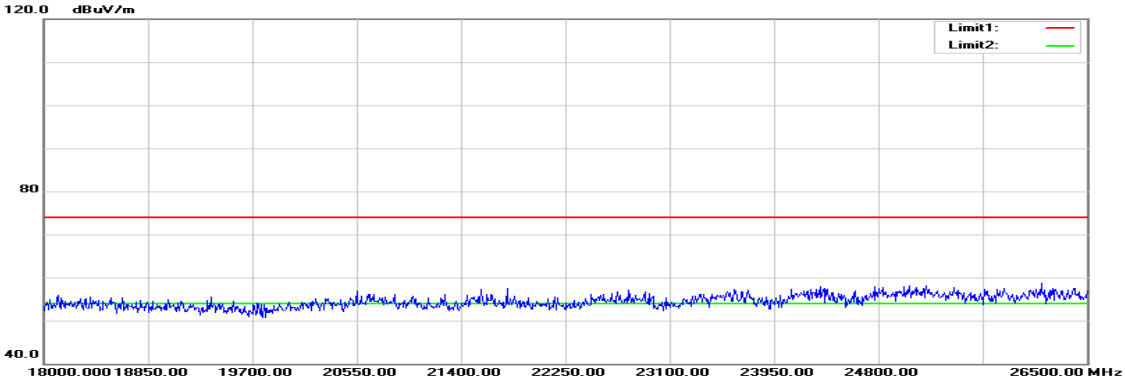

| | | | |
|---|---|---|---|
| **Operation Mode:** | Tx / IEEE 802.11a mode / 5280 MHz | **Test Date:** | August 25, 2015 |
| **Temperature:** | 27°C | **Tested by:** | Jason Lu |
| **Humidity:** | 53% RH | **Polarity:** | Ver. / Hor. |

| Frequency (MHz) | Reading (dBuV) | Correction (dB/m) | Result (dBuV/m) | Limit (dBuV/m) | Margin (dB) | Remark | Ant.Pol. (H/V) |
|---|---|---|---|---|---|---|---|
| 3254.000 | 51.53 | -1.50 | 50.03 | 74.00 | -23.97 | peak | V |
| N/A | | | | | | | |
| | | | | | | | |
| | | | | | | | |
| | | | | | | | |
| | | | | | | | |
| 3205.000 | 51.91 | -1.62 | 50.29 | 74.00 | -23.71 | peak | H |
| N/A | | | | | | | |
| | | | | | | | |
| | | | | | | | |
| | | | | | | | |
| | | | | | | | |

***Remark:***

1. *Measuring frequencies from 1 GHz to the 10th harmonic of highest fundamental frequency.*
2. *Radiated emissions measured in frequency above 1000MHz were made with an instrument using peak/average detector mode.*
3. *Average test would be performed if the peak result were greater than the average limit.*
4. *Data of measurement within this frequency range shown " --- " in the table above means the reading of emissions are attenuated more than 20dB below the permissible limits or the field strength is too small to be measured.*
5. *Measurements above show only up to 6 maximum emissions noted, or would be lesser, with " N/A " remark, if no specific emissions from the EUT are recorded (ie: margin>20dB from the applicable limit) and considered that's already beyond the background noise floor.*
6. *Margin (dB) = Remark result (dBuV/m) – Average limit (dBuV/m).*

## Tx / IEEE 802.11a mode / 5320 MHz

### Polarity: Vertical

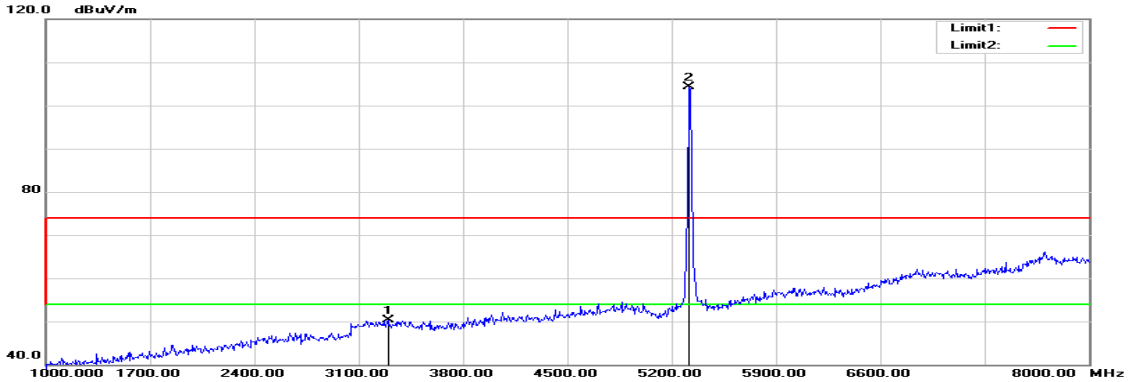


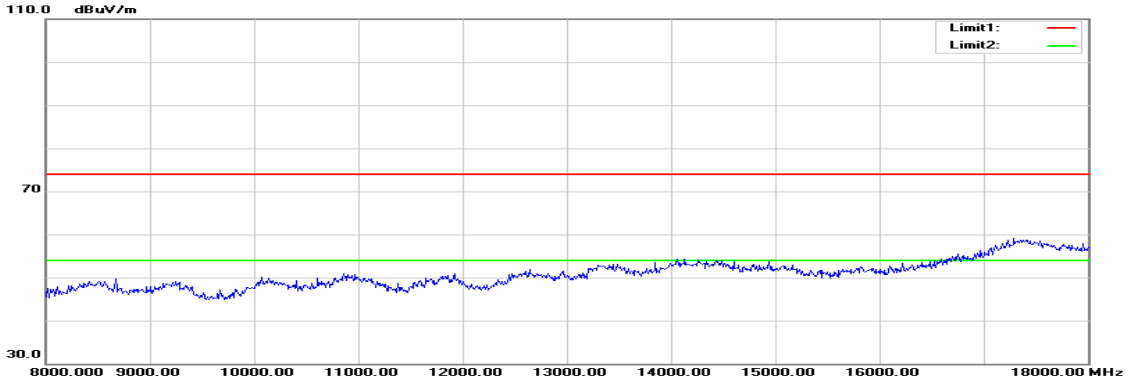


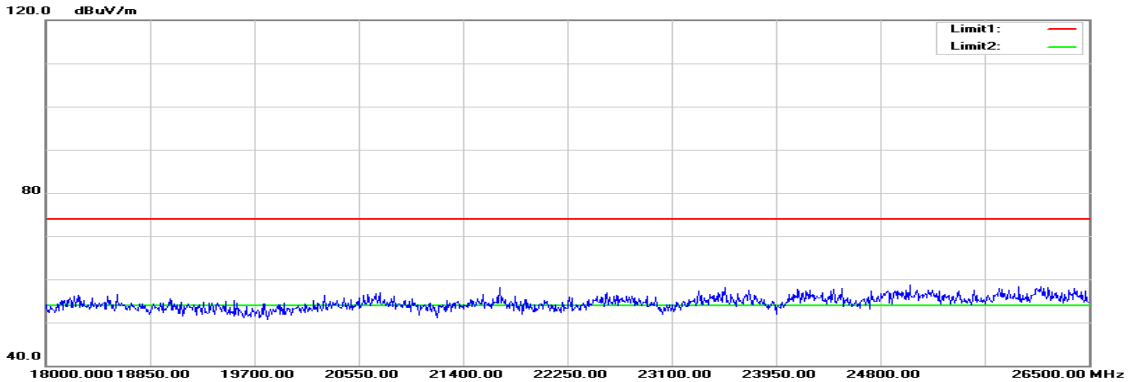

## Polarity: Horizontal

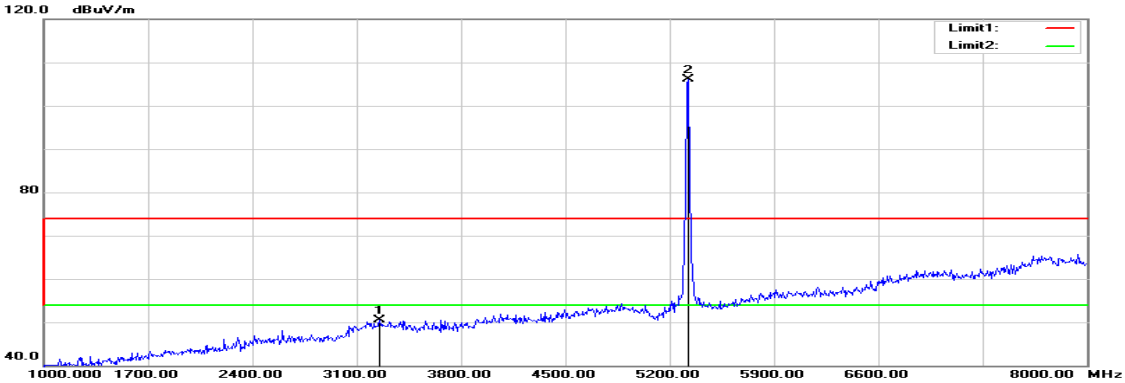


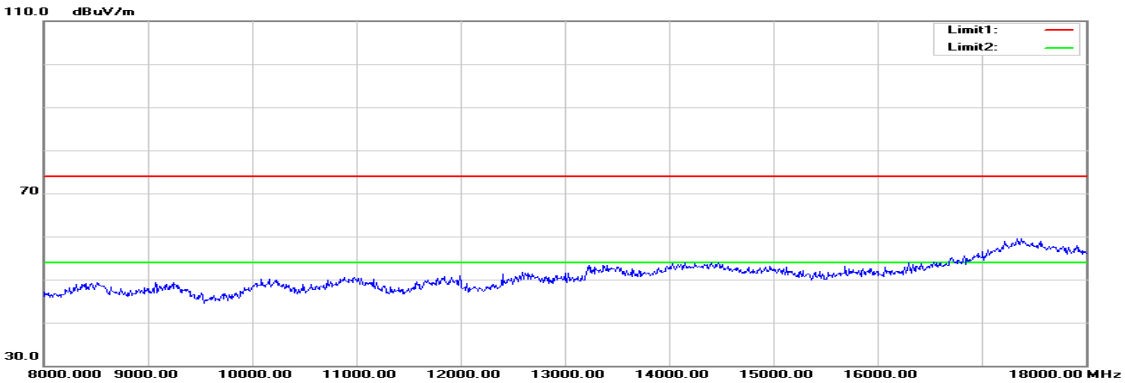


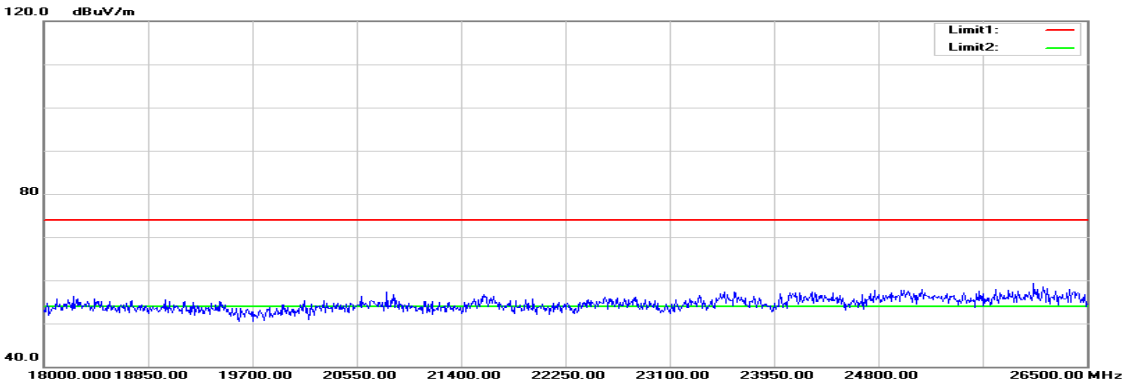

| | | | |
|---|---|---|---|
| **Operation Mode:** | Tx / IEEE 802.11a mode / 5320 MHz | **Test Date:** | August 25, 2015 |
| **Temperature:** | 27°C | **Tested by:** | Jason Lu |
| **Humidity:** | 53% RH | **Polarity:** | Ver. / Hor. |

| Frequency (MHz) | Reading (dBuV) | Correction (dB/m) | Result (dBuV/m) | Limit (dBuV/m) | Margin (dB) | Remark | Ant.Pol. (H/V) |
|---|---|---|---|---|---|---|---|
| 3296.000 | 51.64 | -1.40 | 50.24 | 74.00 | -23.76 | peak | V |
| N/A | | | | | | | |
| | | | | | | | |
| | | | | | | | |
| | | | | | | | |
| | | | | | | | |
| 3254.000 | 52.00 | -1.50 | 50.50 | 74.00 | -23.50 | peak | H |
| N/A | | | | | | | |
| | | | | | | | |
| | | | | | | | |
| | | | | | | | |
| | | | | | | | |

***Remark:***

1. *Measuring frequencies from 1 GHz to the 10th harmonic of highest fundamental frequency.*
2. *Radiated emissions measured in frequency above 1000MHz were made with an instrument using peak/average detector mode.*
3. *Average test would be performed if the peak result were greater than the average limit.*
4. *Data of measurement within this frequency range shown " --- " in the table above means the reading of emissions are attenuated more than 20dB below the permissible limits or the field strength is too small to be measured.*
5. *Measurements above show only up to 6 maximum emissions noted, or would be lesser, with " N/A " remark, if no specific emissions from the EUT are recorded (ie: margin>20dB from the applicable limit) and considered that's already beyond the background noise floor.*
6. *Margin (dB) = Remark result (dBuV/m) – Average limit (dBuV/m).*

## Tx / IEEE 802.11n HT 20 MHz Channel mode / 5260 MHz

### Polarity: Vertical

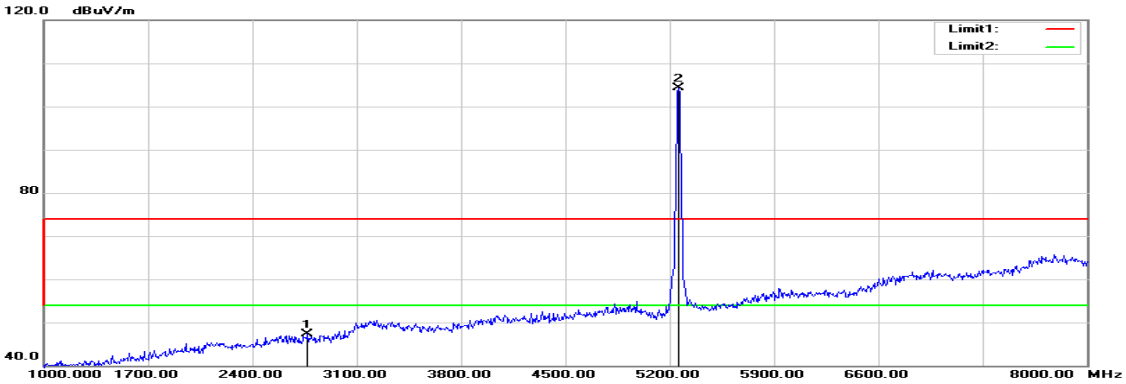


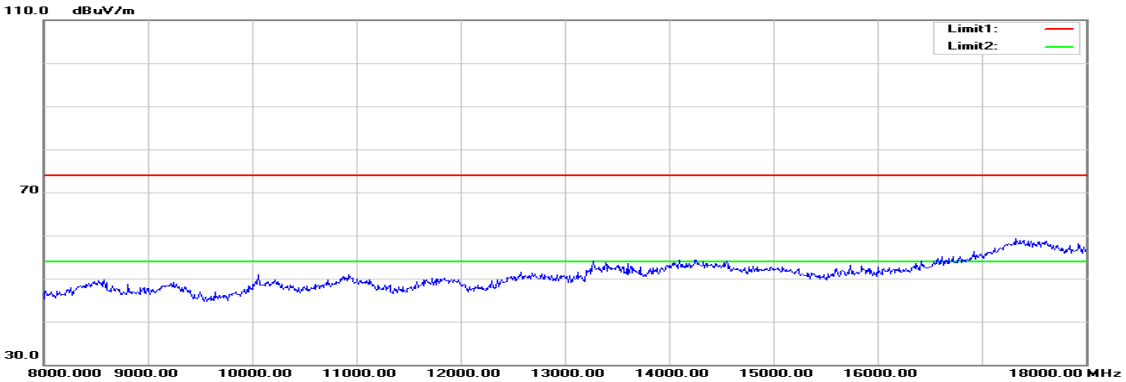


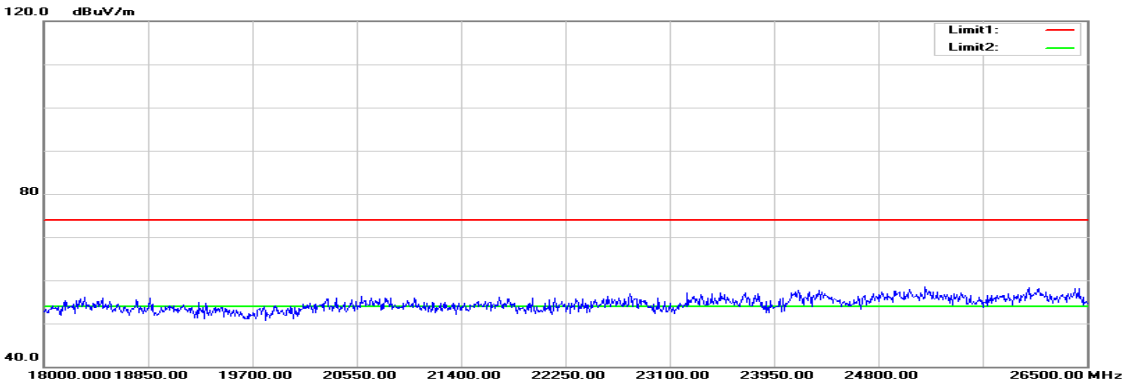

## Polarity: Horizontal

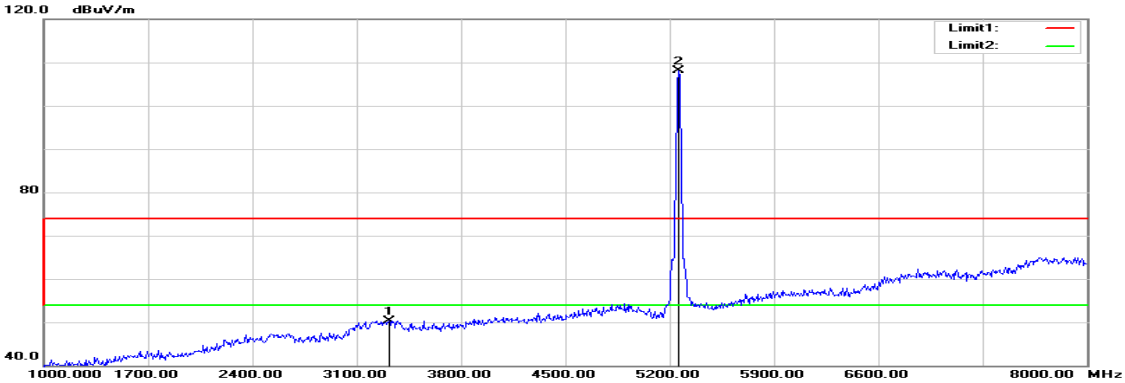


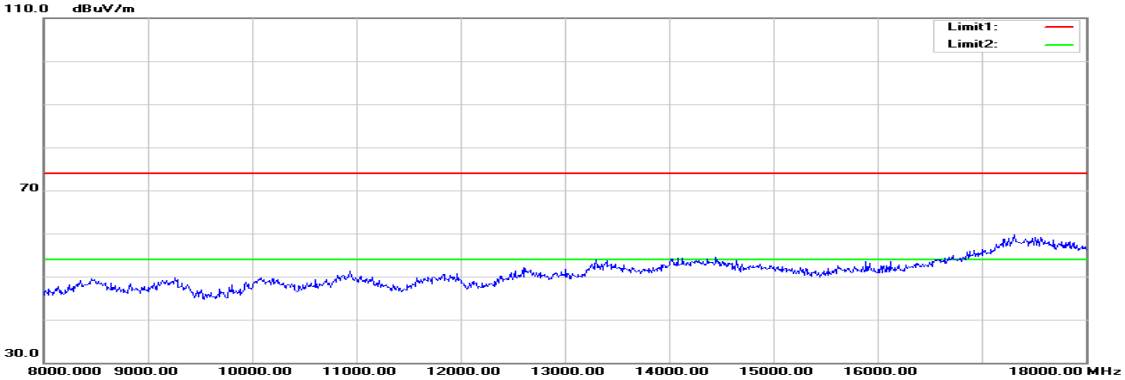


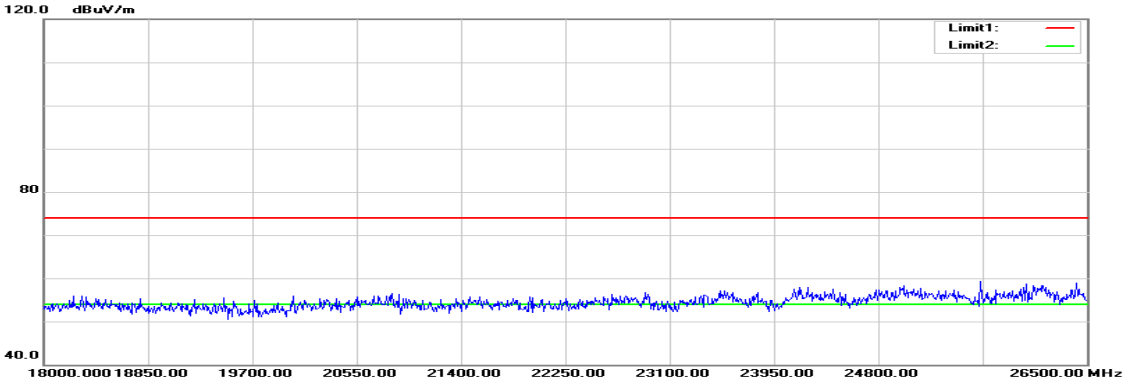

| | | | |
|---|---|---|---|
| **Operation Mode:** | Tx / IEEE 802.11n HT 20 MHz Channel mode / 5260 MHz | **Test Date:** | August 25, 2015 |
| **Temperature:** | 27°C | **Tested by:** | Jason Lu |
| **Humidity:** | 53% RH | **Polarity:** | Ver. / Hor. |

| Frequency (MHz) | Reading (dBuV) | Correction (dB/m) | Result (dBuV/m) | Limit (dBuV/m) | Margin (dB) | Remark | Ant.Pol. (H/V) |
|---|---|---|---|---|---|---|---|
| 2771.000 | 49.79 | -2.57 | 47.22 | 74.00 | -26.78 | peak | V |
| N/A | | | | | | | |
| | | | | | | | |
| | | | | | | | |
| | | | | | | | |
| | | | | | | | |
| 3317.000 | 51.64 | -1.35 | 50.29 | 74.00 | -23.71 | peak | H |
| N/A | | | | | | | |
| | | | | | | | |
| | | | | | | | |
| | | | | | | | |
| | | | | | | | |

***Remark:***

1. *Measuring frequencies from 1 GHz to the 10th harmonic of highest fundamental frequency.*
2. *Radiated emissions measured in frequency above 1000MHz were made with an instrument using peak/average detector mode.*
3. *Average test would be performed if the peak result were greater than the average limit.*
4. *Data of measurement within this frequency range shown " --- " in the table above means the reading of emissions are attenuated more than 20dB below the permissible limits or the field strength is too small to be measured.*
5. *Measurements above show only up to 6 maximum emissions noted, or would be lesser, with " N/A " remark, if no specific emissions from the EUT are recorded (ie: margin>20dB from the applicable limit) and considered that's already beyond the background noise floor.*
6. *Margin (dB) = Remark result (dBuV/m) – Average limit (dBuV/m).*

## Tx / IEEE 802.11n HT 20 MHz Channel mode / 5280 MHz

### Polarity: Vertical

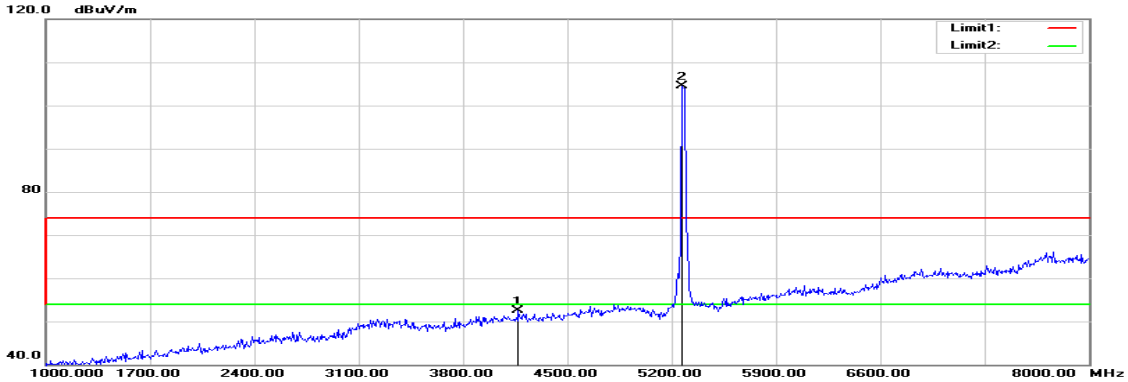


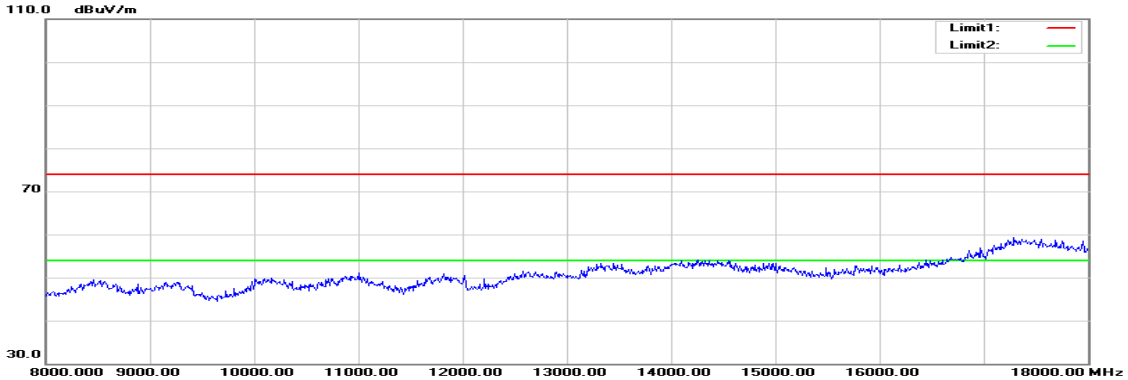


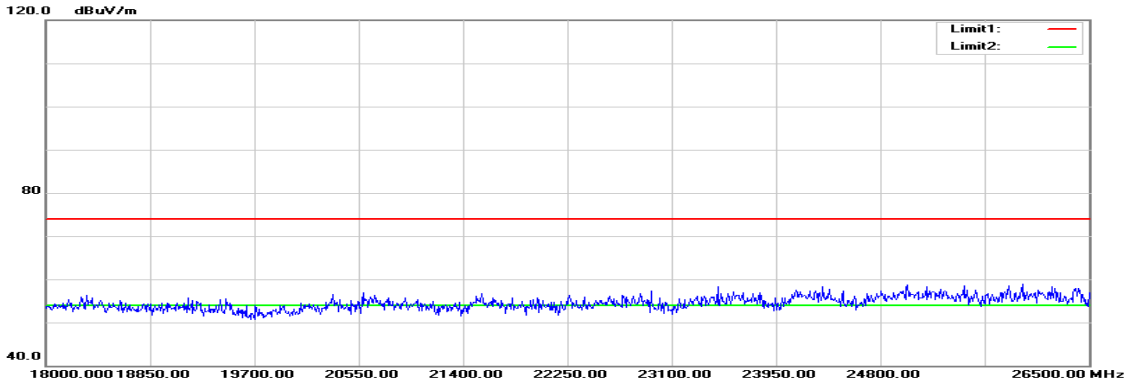

## Polarity: Horizontal

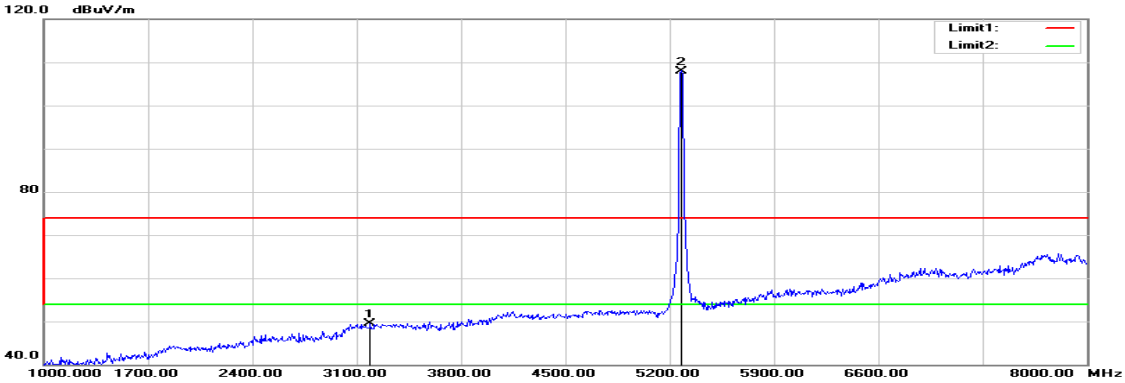


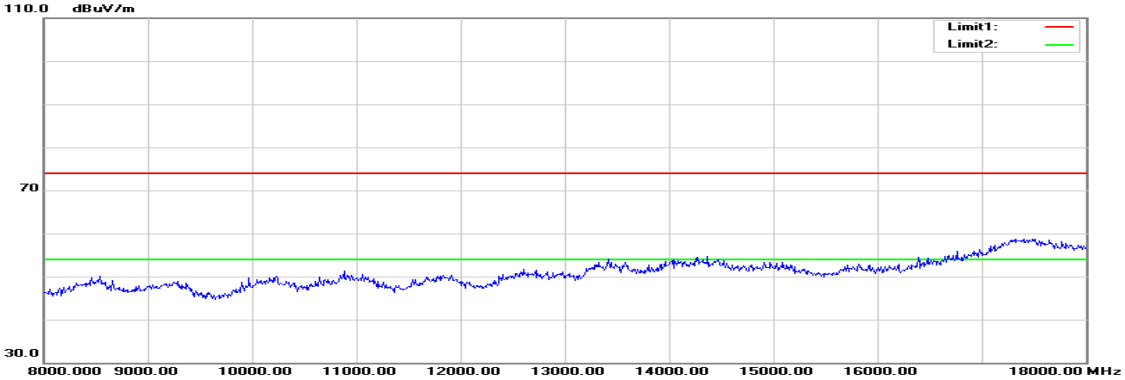


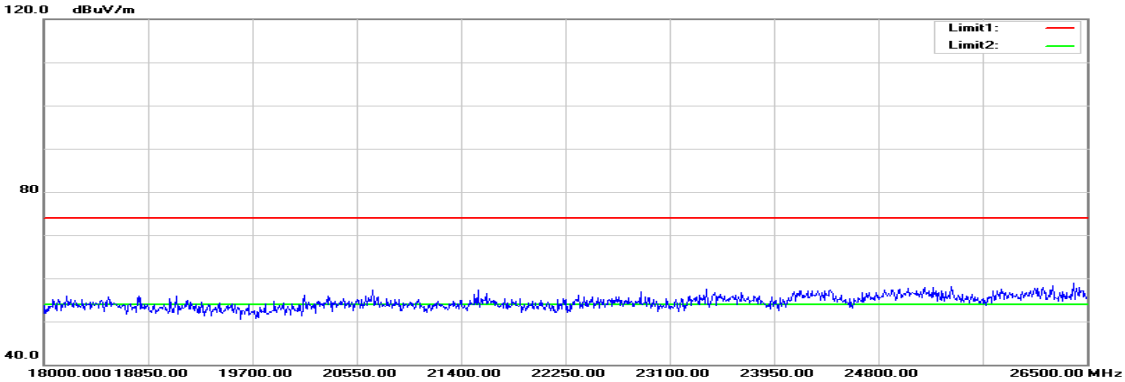

| | | | |
|---|---|---|---|
| **Operation Mode:** | Tx / IEEE 802.11n HT 20 MHz Channel mode / 5280 MHz | **Test Date:** | August 25, 2015 |
| **Temperature:** | 27°C | **Tested by:** | Jason Lu |
| **Humidity:** | 53% RH | **Polarity:** | Ver. / Hor. |

| Frequency (MHz) | Reading (dBuV) | Correction (dB/m) | Result (dBuV/m) | Limit (dBuV/m) | Margin (dB) | Remark | Ant.Pol. (H/V) |
|---|---|---|---|---|---|---|---|
| 4171.000 | 50.70 | 1.88 | 52.58 | 74.00 | -21.42 | peak | V |
| N/A | | | | | | | |
| | | | | | | | |
| | | | | | | | |
| | | | | | | | |
| | | | | | | | |
| 3191.000 | 51.16 | -1.65 | 49.51 | 74.00 | -24.49 | peak | H |
| N/A | | | | | | | |
| | | | | | | | |
| | | | | | | | |
| | | | | | | | |
| | | | | | | | |

***Remark:***

1. *Measuring frequencies from 1 GHz to the 10th harmonic of highest fundamental frequency.*
2. *Radiated emissions measured in frequency above 1000MHz were made with an instrument using peak/average detector mode.*
3. *Average test would be performed if the peak result were greater than the average limit.*
4. *Data of measurement within this frequency range shown " --- " in the table above means the reading of emissions are attenuated more than 20dB below the permissible limits or the field strength is too small to be measured.*
5. *Measurements above show only up to 6 maximum emissions noted, or would be lesser, with " N/A " remark, if no specific emissions from the EUT are recorded (ie: margin>20dB from the applicable limit) and considered that's already beyond the background noise floor.*
6. *Margin (dB) = Remark result (dBuV/m) – Average limit (dBuV/m).*

## Tx / IEEE 802.11n HT 20 MHz Channel mode / 5320 MHz

### Polarity: Vertical

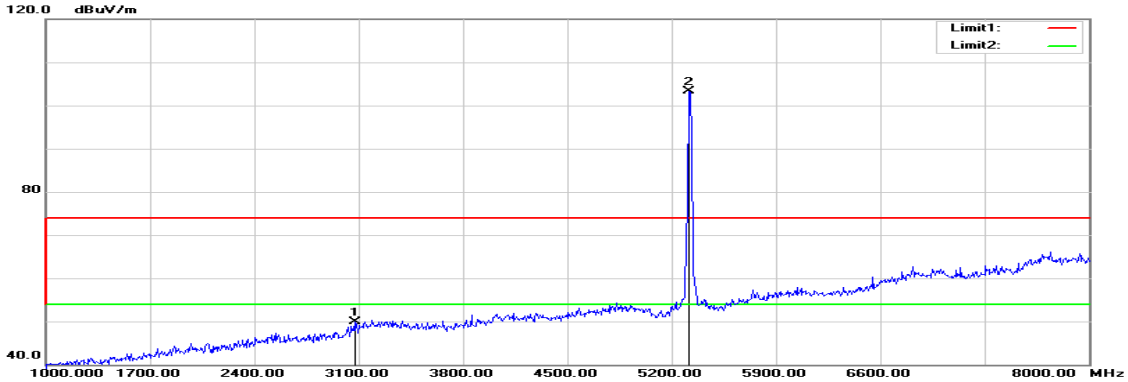


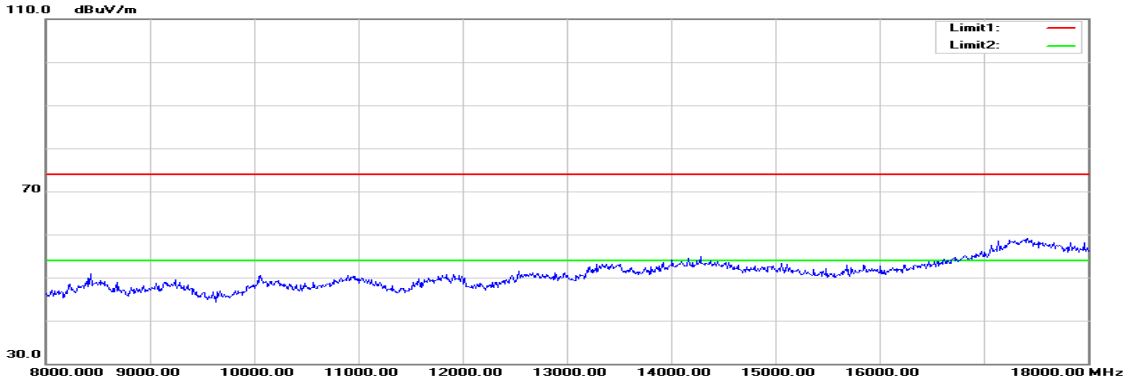


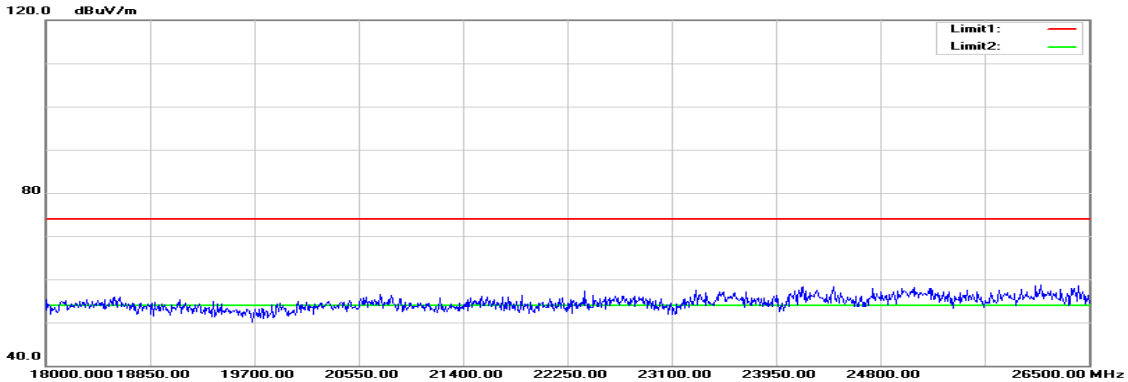

## Polarity: Horizontal

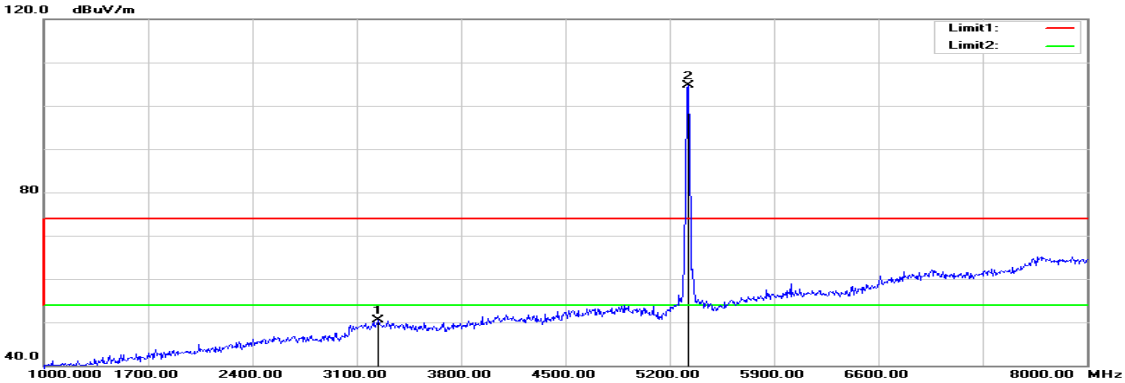

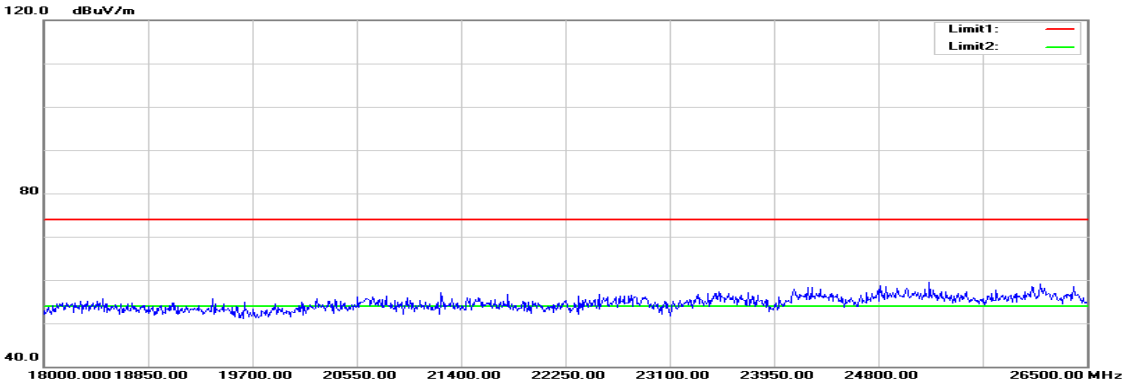

| | | | |
|---|---|---|---|
| **Operation Mode:** | Tx / IEEE 802.11n HT 20 MHz Channel mode / 5320 MHz | **Test Date:** | August 25, 2015 |
| **Temperature:** | 27°C | **Tested by:** | Jason Lu |
| **Humidity:** | 53% RH | **Polarity:** | Ver. / Hor. |

| Frequency (MHz) | Reading (dBuV) | Correction (dB/m) | Result (dBuV/m) | Limit (dBuV/m) | Margin (dB) | Remark | Ant.Pol. (H/V) |
|---|---|---|---|---|---|---|---|
| 3072.000 | 51.89 | -1.94 | 49.95 | 74.00 | -24.05 | peak | V |
| N/A | | | | | | | |
| | | | | | | | |
| | | | | | | | |
| | | | | | | | |
| | | | | | | | |
| 3247.000 | 51.95 | -1.52 | 50.43 | 74.00 | -23.57 | peak | H |
| N/A | | | | | | | |
| | | | | | | | |
| | | | | | | | |
| | | | | | | | |
| | | | | | | | |

***Remark:***

1. *Measuring frequencies from 1 GHz to the 10th harmonic of highest fundamental frequency.*
2. *Radiated emissions measured in frequency above 1000MHz were made with an instrument using peak/average detector mode.*
3. *Average test would be performed if the peak result were greater than the average limit.*
4. *Data of measurement within this frequency range shown " --- " in the table above means the reading of emissions are attenuated more than 20dB below the permissible limits or the field strength is too small to be measured.*
5. *Measurements above show only up to 6 maximum emissions noted, or would be lesser, with " N/A " remark, if no specific emissions from the EUT are recorded (ie: margin>20dB from the applicable limit) and considered that's already beyond the background noise floor.*
6. *Margin (dB) = Remark result (dBuV/m) – Average limit (dBuV/m).*

## Tx / IEEE 802.11n HT 40 MHz mode / 5270 MHz

### Polarity: Vertical

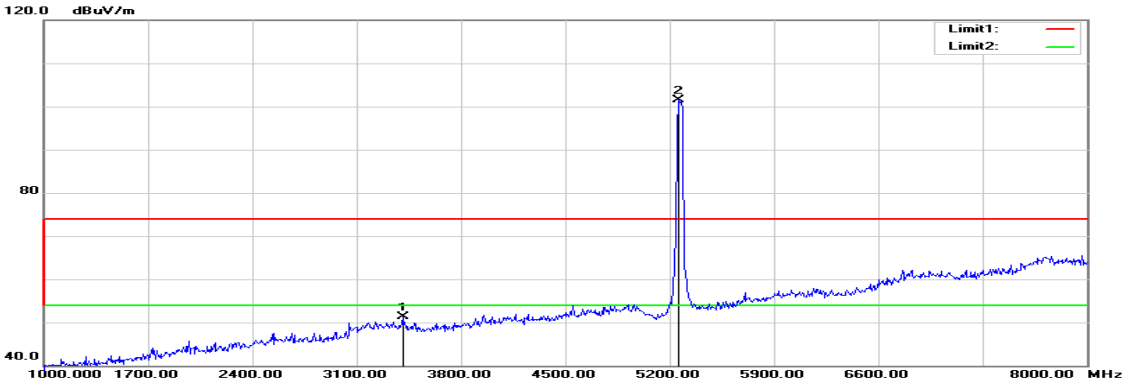


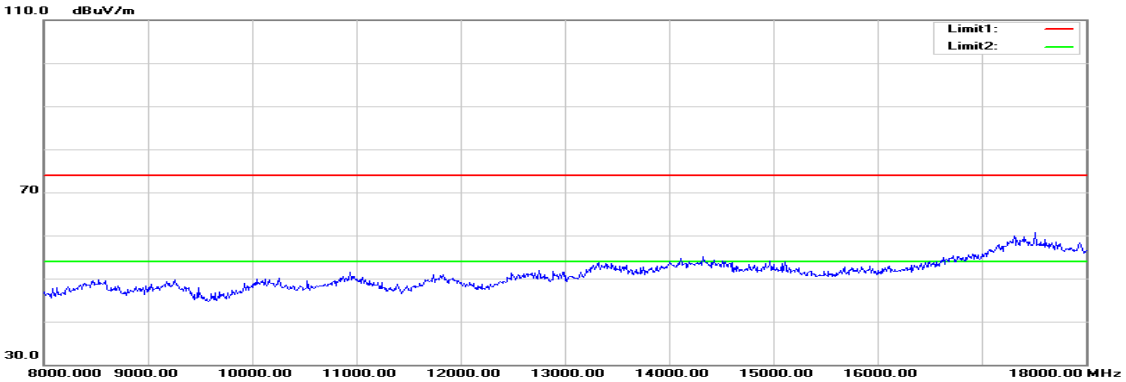


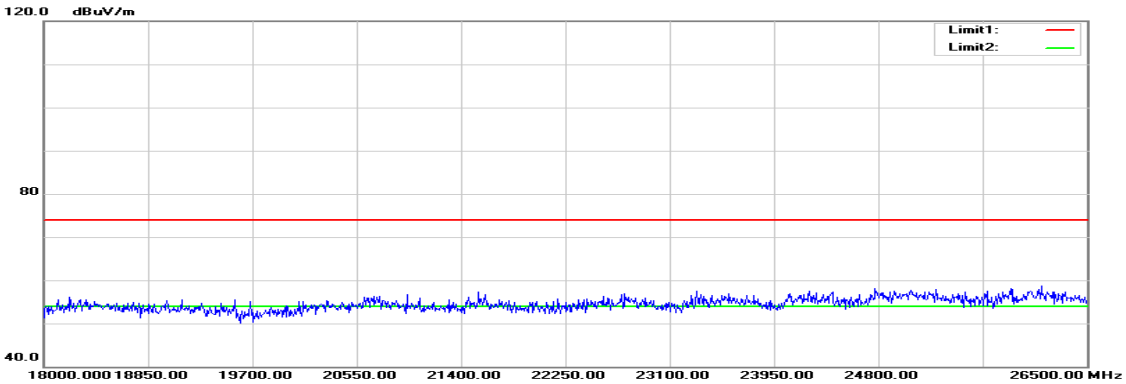

## Polarity: Horizontal

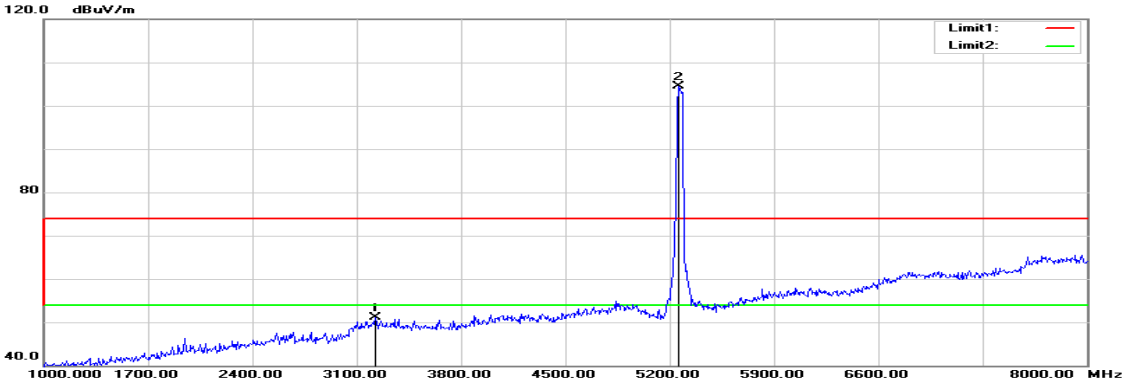


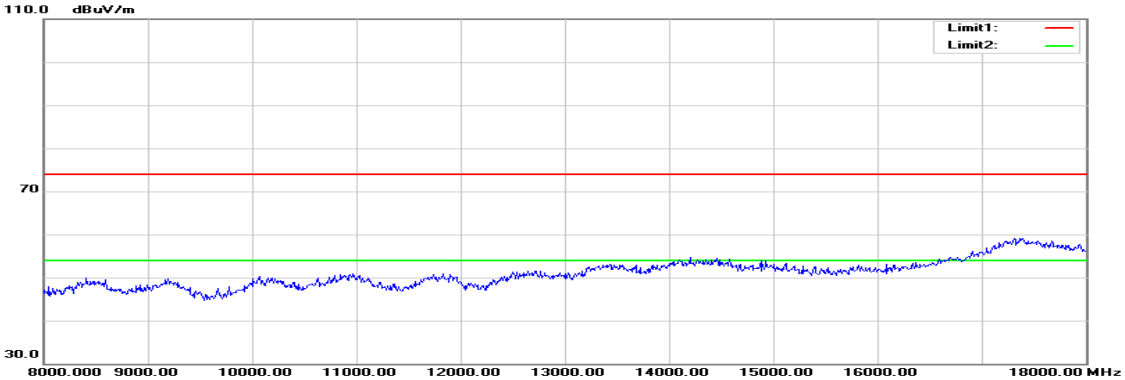


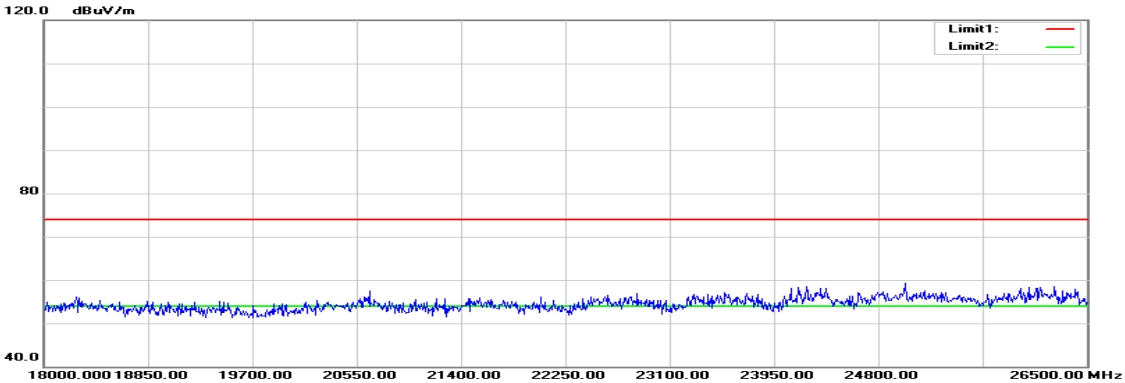

| | | | |
|---|---|---|---|
| **Operation Mode:** | Tx / IEEE 802.11n HT 40 MHz mode / 5270 MHz | **Test Date:** | August 25, 2015 |
| **Temperature:** | 27°C | **Tested by:** | Jason Lu |
| **Humidity:** | 53% RH | **Polarity:** | Ver. / Hor. |

| Frequency (MHz) | Reading (dBuV) | Correction (dB/m) | Result (dBuV/m) | Limit (dBuV/m) | Margin (dB) | Remark | Ant.Pol. (H/V) |
|---|---|---|---|---|---|---|---|
| 3408.000 | 52.52 | -1.13 | 51.39 | 74.00 | -22.61 | peak | V |
| N/A | | | | | | | |
| | | | | | | | |
| | | | | | | | |
| | | | | | | | |
| | | | | | | | |
| 3226.000 | 52.65 | -1.57 | 51.08 | 74.00 | -22.92 | peak | H |
| N/A | | | | | | | |
| | | | | | | | |
| | | | | | | | |
| | | | | | | | |
| | | | | | | | |

***Remark:***

1. *Measuring frequencies from 1 GHz to the 10th harmonic of highest fundamental frequency.*
2. *Radiated emissions measured in frequency above 1000MHz were made with an instrument using peak/average detector mode.*
3. *Average test would be performed if the peak result were greater than the average limit.*
4. *Data of measurement within this frequency range shown " --- " in the table above means the reading of emissions are attenuated more than 20dB below the permissible limits or the field strength is too small to be measured.*
5. *Measurements above show only up to 6 maximum emissions noted, or would be lesser, with " N/A " remark, if no specific emissions from the EUT are recorded (ie: margin>20dB from the applicable limit) and considered that's already beyond the background noise floor.*
6. *Margin (dB) = Remark result (dBuV/m) – Average limit (dBuV/m).*

## Tx / IEEE 802.11n HT 40 MHz mode / 5310 MHz

### Polarity: Vertical

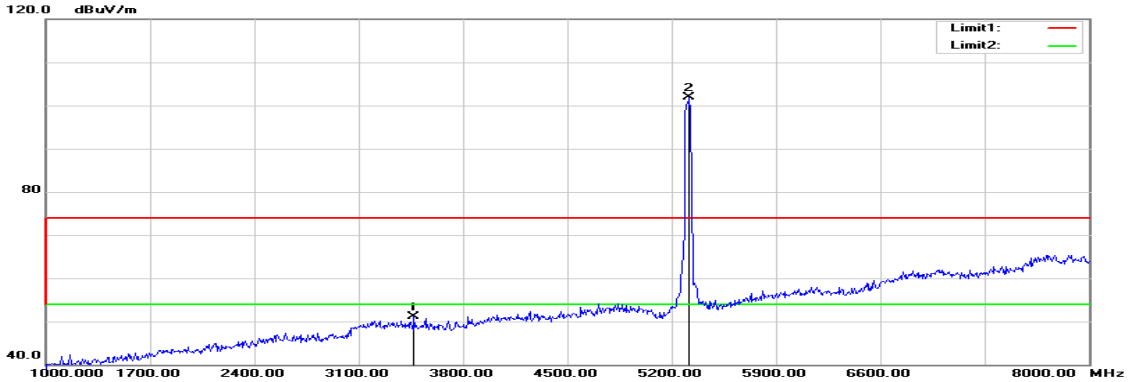


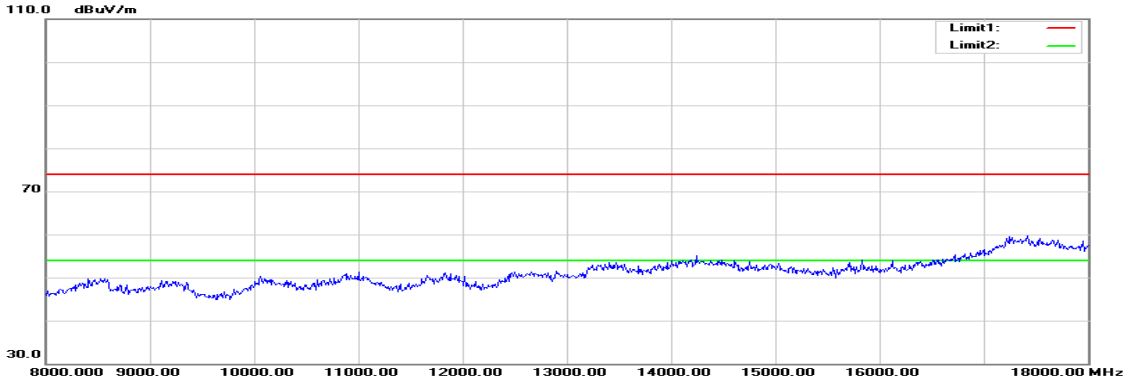


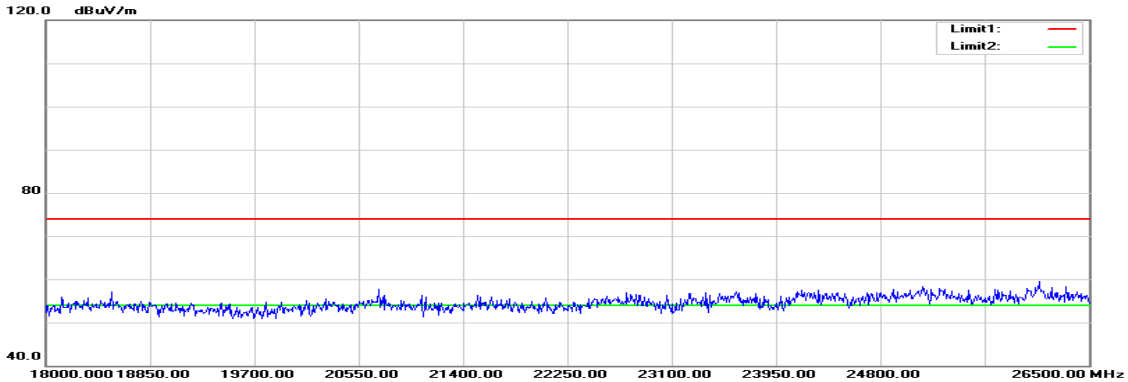

## Polarity: Horizontal

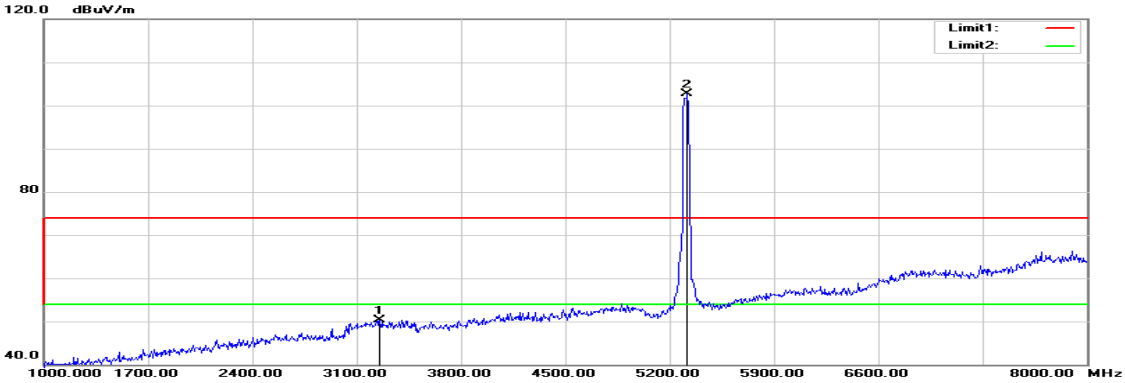


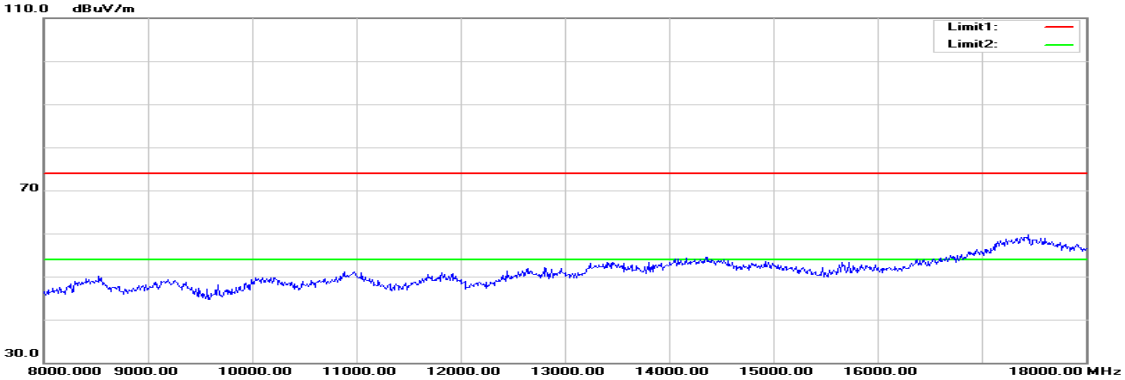


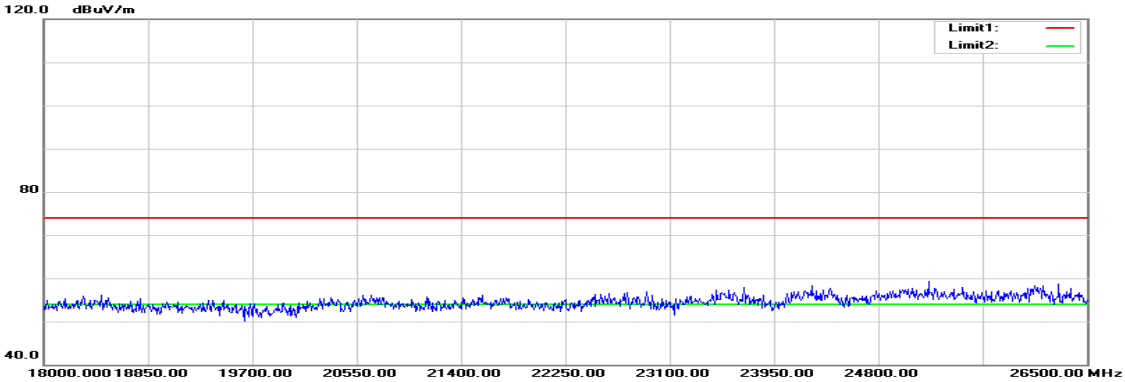

| | | | |
|---|---|---|---|
| **Operation Mode:** | Tx / IEEE 802.11n HT 40 MHz mode / 5310 MHz | **Test Date:** | August 25, 2015 |
| **Temperature:** | 27°C | **Tested by:** | Jason Lu |
| **Humidity:** | 53% RH | **Polarity:** | Ver. / Hor. |

| Frequency (MHz) | Reading (dBuV) | Correction (dB/m) | Result (dBuV/m) | Limit (dBuV/m) | Margin (dB) | Remark | Ant.Pol. (H/V) |
|---|---|---|---|---|---|---|---|
| 3471.000 | 52.13 | -0.98 | 51.15 | 74.00 | -22.85 | peak | V |
| N/A | | | | | | | |
| | | | | | | | |
| | | | | | | | |
| | | | | | | | |
| | | | | | | | |
| 3254.000 | 51.81 | -1.50 | 50.31 | 74.00 | -23.69 | peak | H |
| N/A | | | | | | | |
| | | | | | | | |
| | | | | | | | |
| | | | | | | | |
| | | | | | | | |

***Remark:***

1. *Measuring frequencies from 1 GHz to the 10th harmonic of highest fundamental frequency.*
2. *Radiated emissions measured in frequency above 1000MHz were made with an instrument using peak/average detector mode.*
3. *Average test would be performed if the peak result were greater than the average limit.*
4. *Data of measurement within this frequency range shown " --- " in the table above means the reading of emissions are attenuated more than 20dB below the permissible limits or the field strength is too small to be measured.*
5. *Measurements above show only up to 6 maximum emissions noted, or would be lesser, with " N/A " remark, if no specific emissions from the EUT are recorded (ie: margin>20dB from the applicable limit) and considered that's already beyond the background noise floor.*
6. *Margin (dB) = Remark result (dBuV/m) – Average limit (dBuV/m).*

## Tx / IEEE 802.11ac VHT 80 MHz mode / 5290 MHz

### Polarity: Vertical

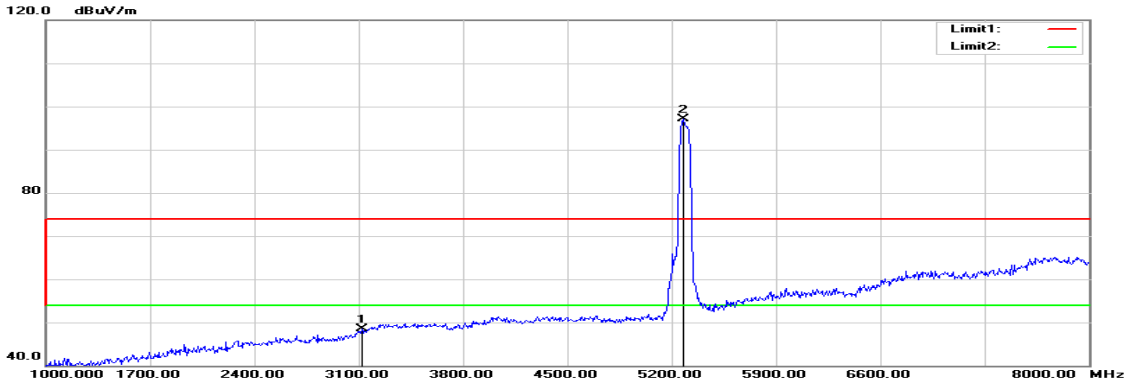


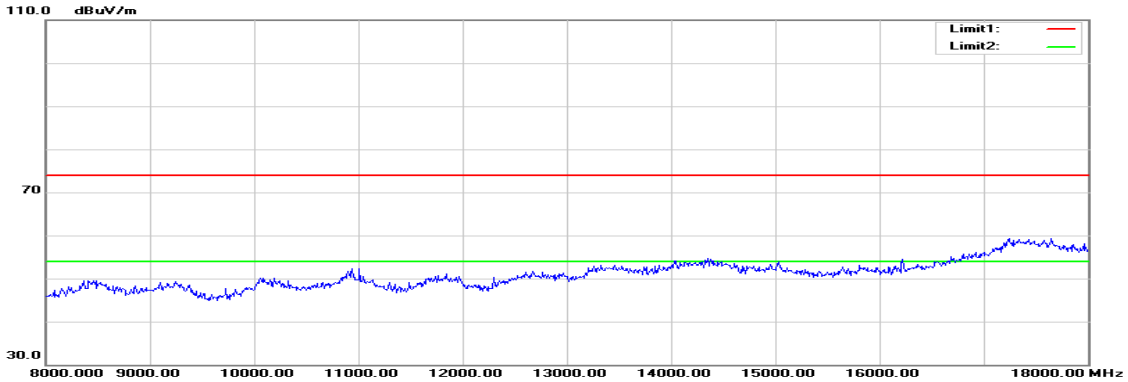


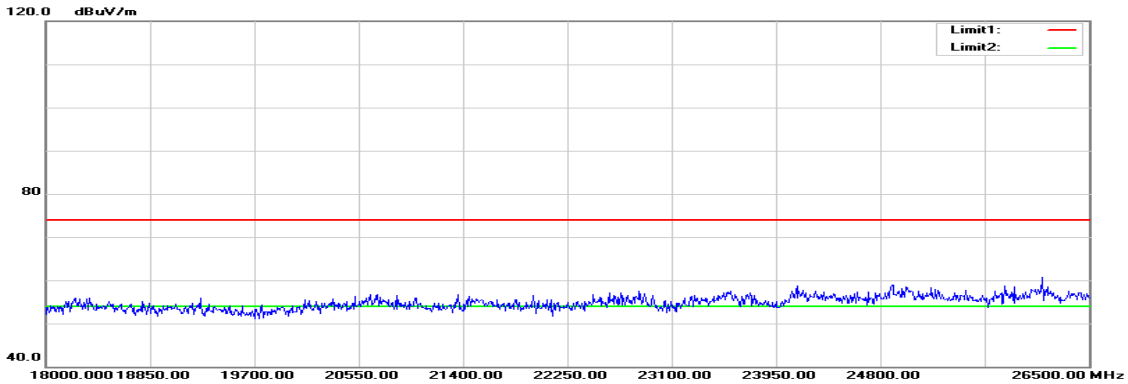

## Polarity: Horizontal

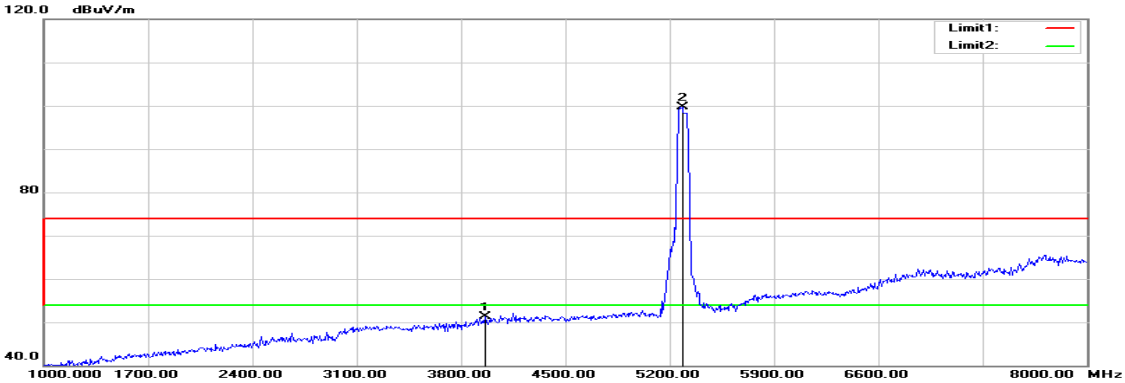


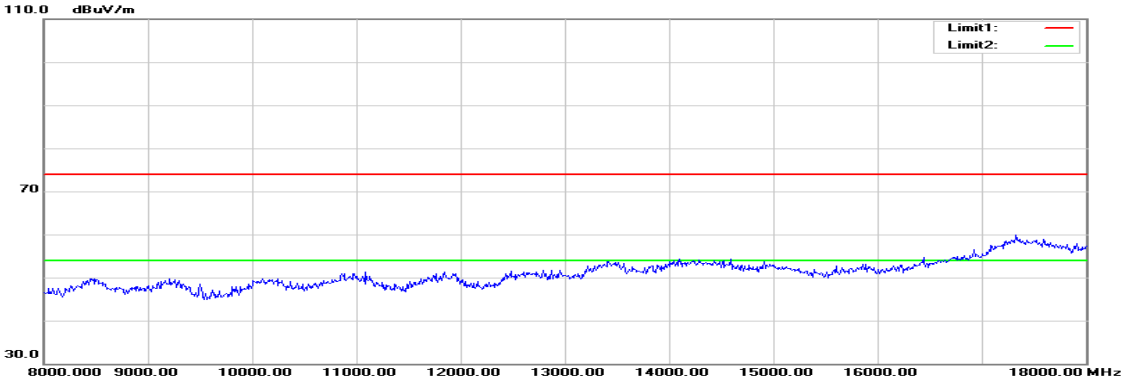


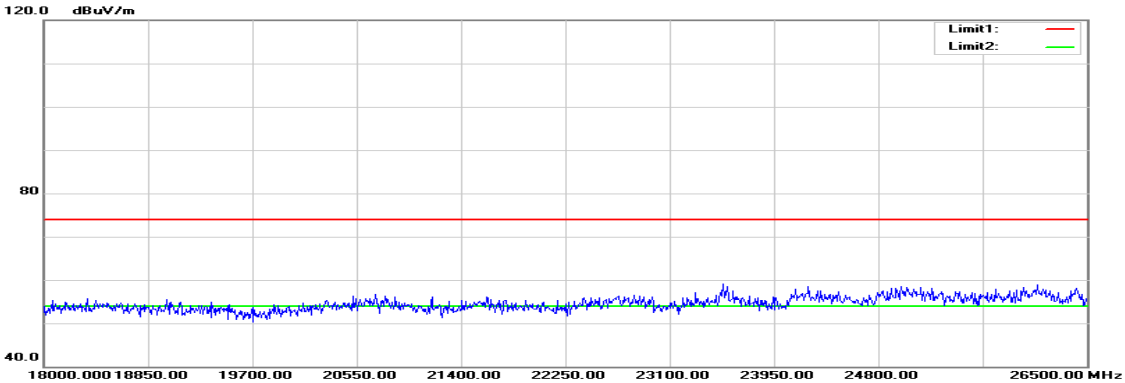

| | | | |
|---|---|---|---|
| **Operation Mode:** | Tx / IEEE 802.11ac VHT 80 MHz mode / 5290 MHz | **Test Date:** | August 25, 2015 |
| **Temperature:** | 27°C | **Tested by:** | Jason Lu |
| **Humidity:** | 53% RH | **Polarity:** | Ver. / Hor. |

| Frequency (MHz) | Reading (dBuV) | Correction (dB/m) | Result (dBuV/m) | Limit (dBuV/m) | Margin (dB) | Remark | Ant.Pol. (H/V) |
|---|---|---|---|---|---|---|---|
| 3121.000 | 50.23 | -1.82 | 48.41 | 74.00 | -25.59 | peak | V |
| N/A | | | | | | | |
| | | | | | | | |
| | | | | | | | |
| | | | | | | | |
| | | | | | | | |
| 3961.000 | 50.22 | 1.06 | 51.28 | 74.00 | -22.72 | peak | H |
| N/A | | | | | | | |
| | | | | | | | |
| | | | | | | | |
| | | | | | | | |
| | | | | | | | |

***Remark:***

1. *Measuring frequencies from 1 GHz to the 10th harmonic of highest fundamental frequency.*
2. *Radiated emissions measured in frequency above 1000MHz were made with an instrument using peak/average detector mode.*
3. *Average test would be performed if the peak result were greater than the average limit.*
4. *Data of measurement within this frequency range shown " --- " in the table above means the reading of emissions are attenuated more than 20dB below the permissible limits or the field strength is too small to be measured.*
5. *Measurements above show only up to 6 maximum emissions noted, or would be lesser, with " N/A " remark, if no specific emissions from the EUT are recorded (ie: margin>20dB from the applicable limit) and considered that's already beyond the background noise floor.*
6. *Margin (dB) = Remark result (dBuV/m) – Average limit (dBuV/m).*

## Tx / IEEE 802.11a mode / 5500 MHz

### Polarity: Vertical

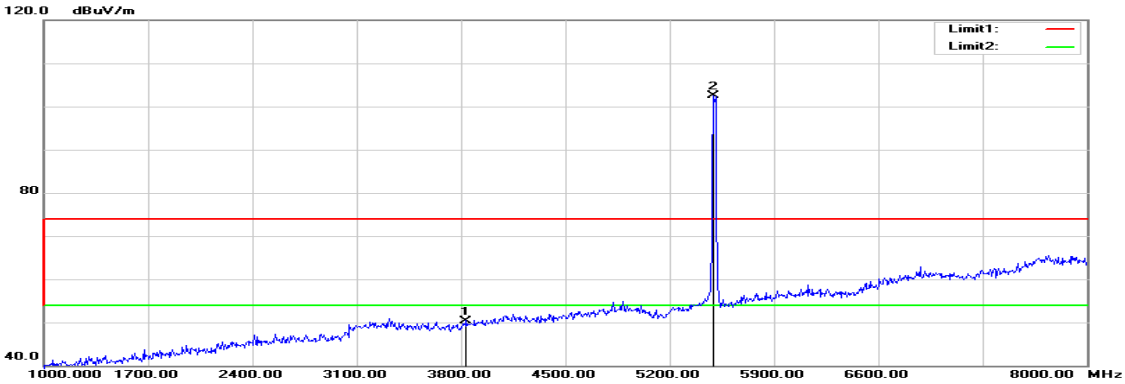


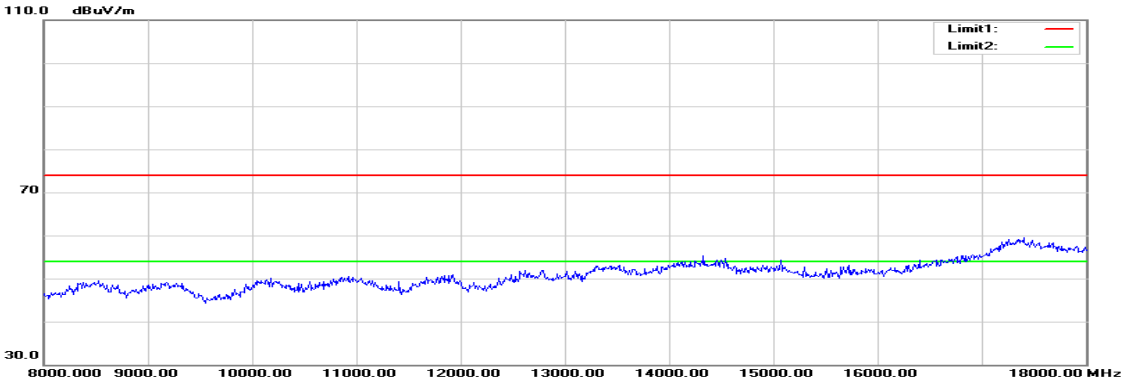


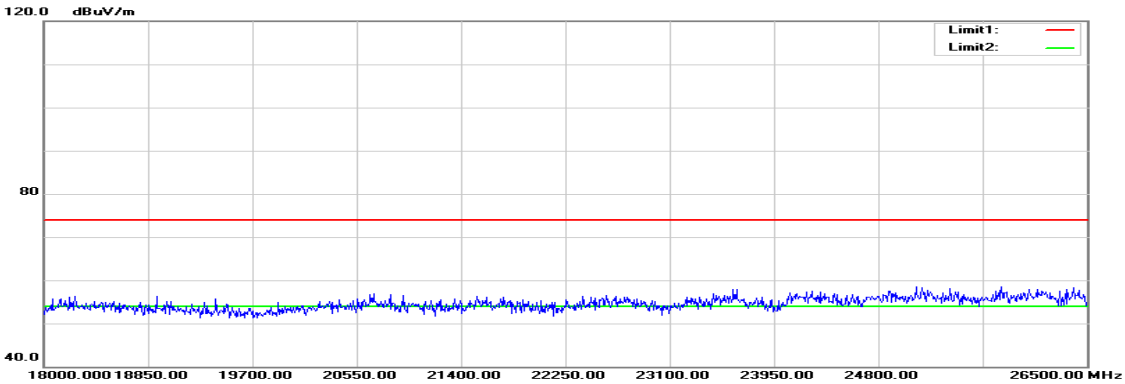

## Polarity: Horizontal

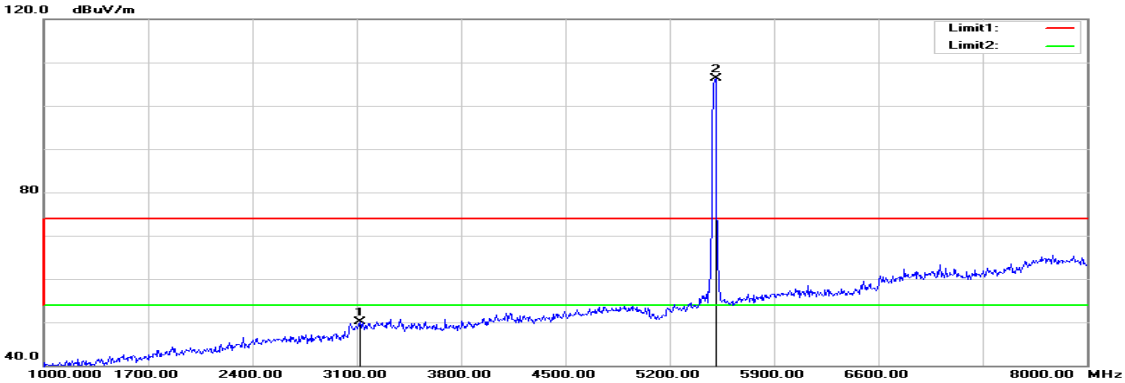


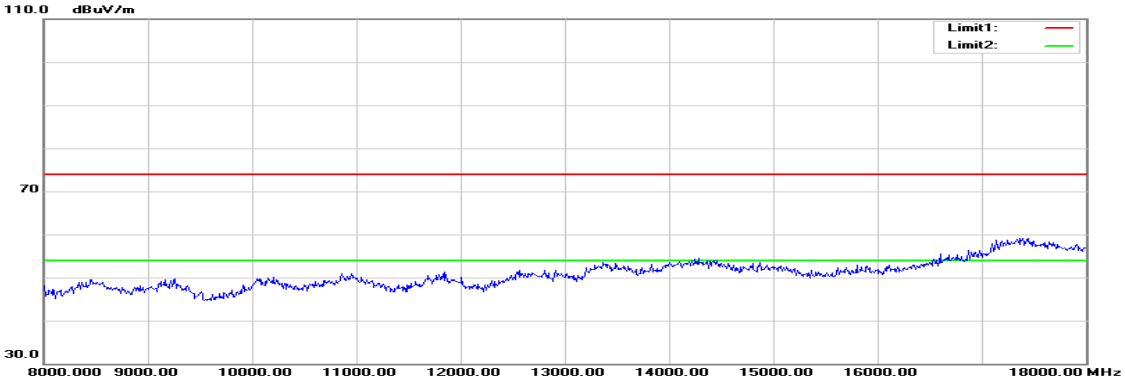


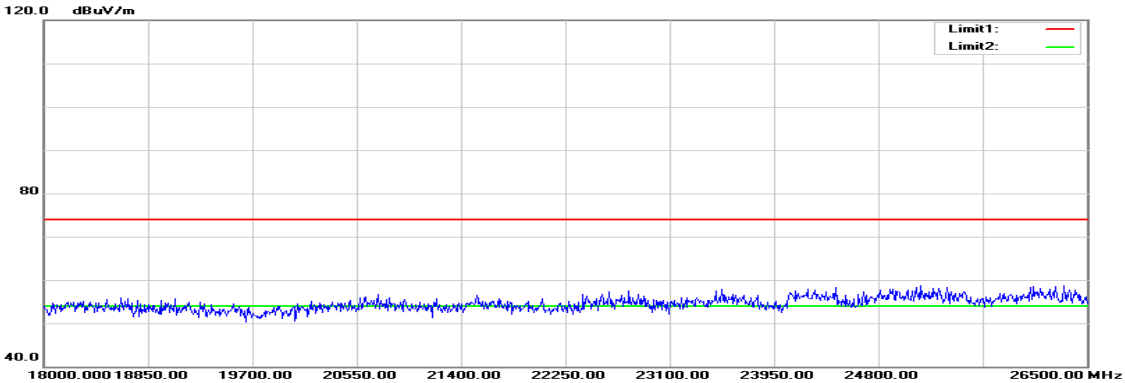

| | | | |
|---|---|---|---|
| **Operation Mode:** | Tx / IEEE 802.11a mode / 5500 MHz | **Test Date:** | August 25, 2015 |
| **Temperature:** | 27°C | **Tested by:** | Jason Lu |
| **Humidity:** | 53% RH | **Polarity:** | Ver. / Hor. |

| Frequency (MHz) | Reading (dBuV) | Correction (dB/m) | Result (dBuV/m) | Limit (dBuV/m) | Margin (dB) | Remark | Ant.Pol. (H/V) |
|---|---|---|---|---|---|---|---|
| 3835.000 | 49.88 | 0.52 | 50.40 | 74.00 | -23.60 | peak | V |
| N/A | | | | | | | |
| | | | | | | | |
| | | | | | | | |
| | | | | | | | |
| | | | | | | | |
| 3121.000 | 51.92 | -1.82 | 50.10 | 74.00 | -23.90 | peak | H |
| N/A | | | | | | | |
| | | | | | | | |
| | | | | | | | |
| | | | | | | | |
| | | | | | | | |

***Remark:***

1. *Measuring frequencies from 1 GHz to the 10th harmonic of highest fundamental frequency.*
2. *Radiated emissions measured in frequency above 1000MHz were made with an instrument using peak/average detector mode.*
3. *Average test would be performed if the peak result were greater than the average limit or as required by the applicant.*
4. *Data of measurement within this frequency range shown " --- " in the table above means the reading of emissions are attenuated more than 20dB below the permissible limits or the field strength is too small to be measured.*
5. *Measurements above show only up to 6 maximum emissions noted, or would be lesser, with " N/A " remark, if no specific emissions from the EUT are recorded (ie: margin>20dB from the applicable limit) and considered that's already beyond the background noise floor.*
6. *Margin (dB) = Remark result (dBuV/m) – Average limit (dBuV/m).*

## Tx / IEEE 802.11a mode / 5580 MHz

### Polarity: Vertical

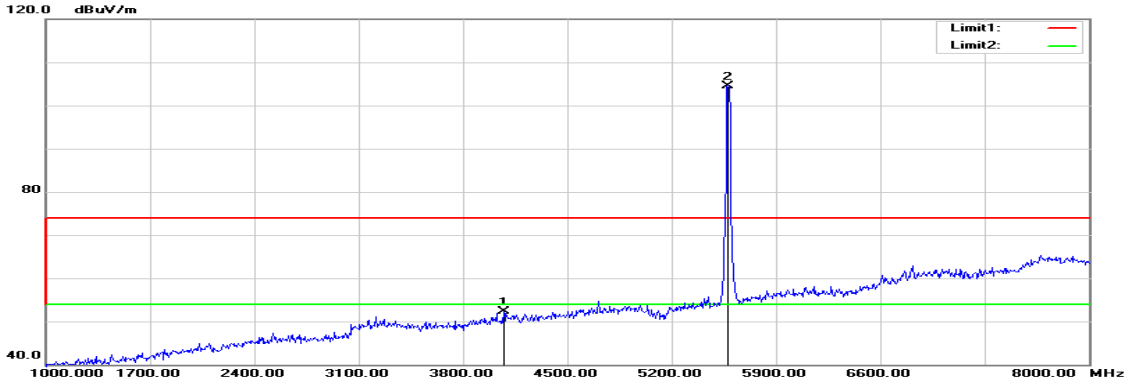


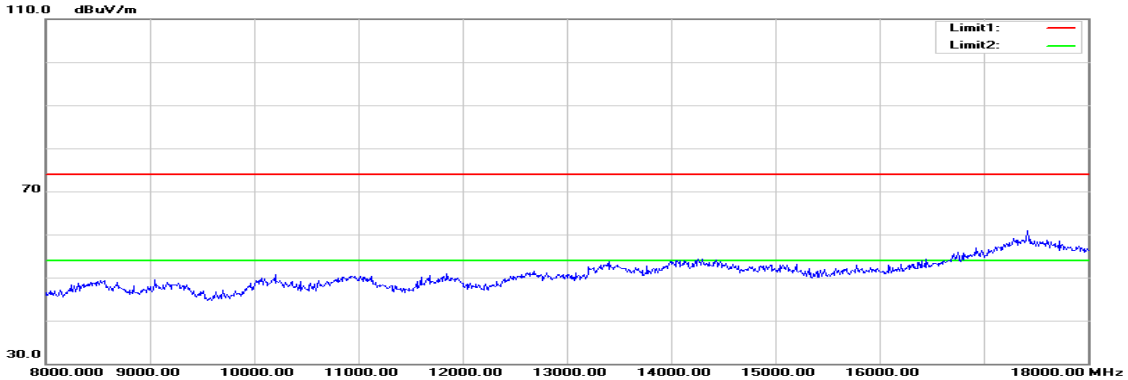


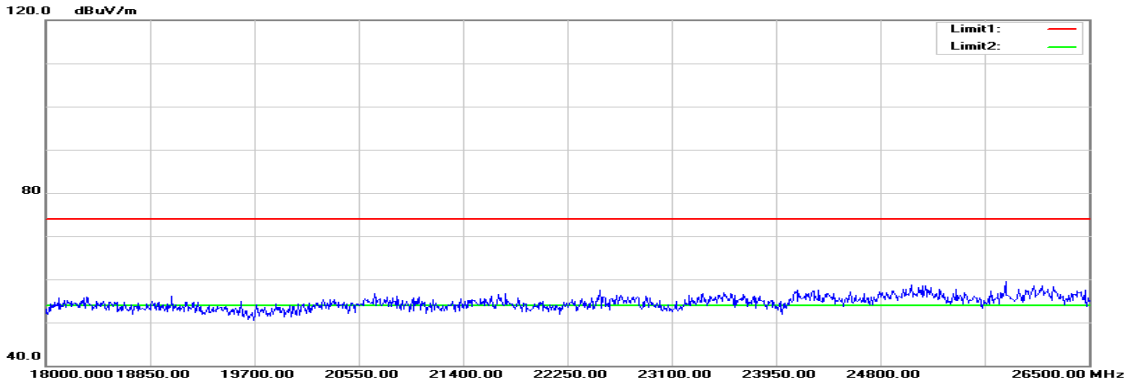

## Polarity: Horizontal

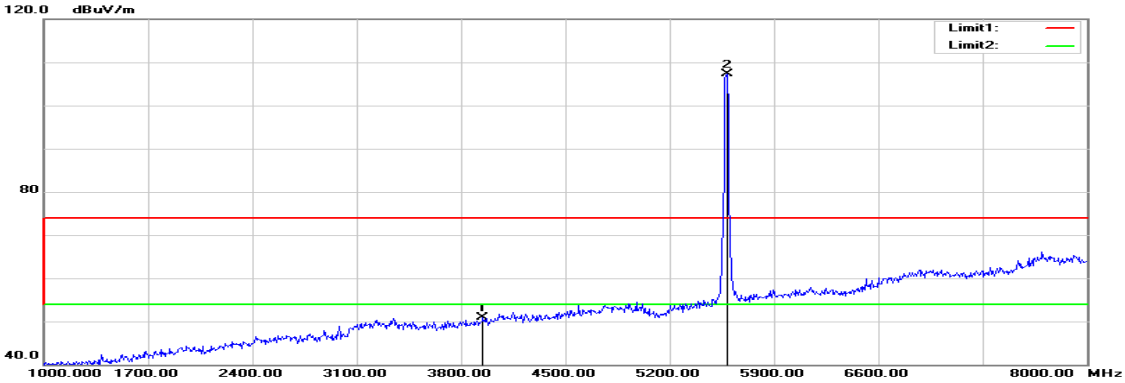


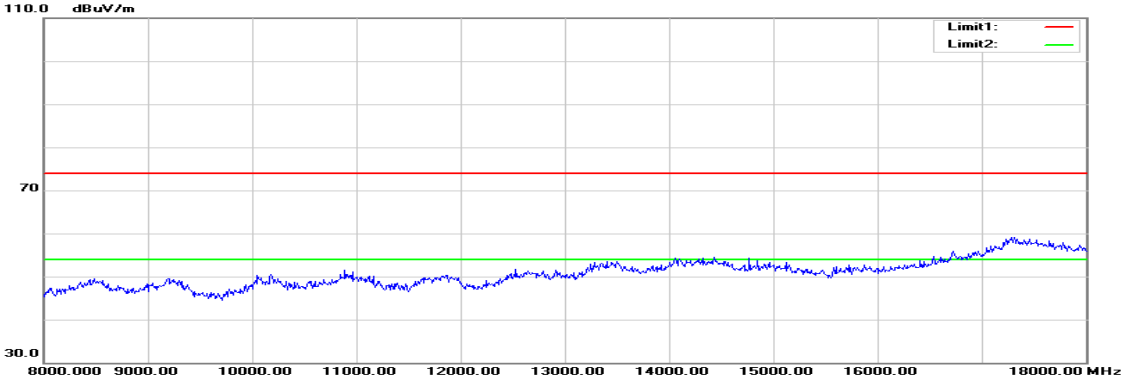


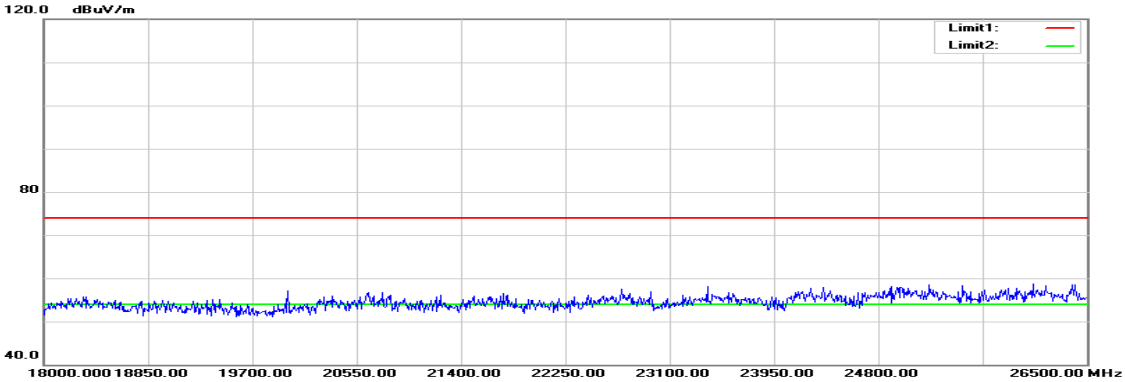

| | | | |
|---|---|---|---|
| **Operation Mode:** | Tx / IEEE 802.11a mode / 5580 MHz | **Test Date:** | August 25, 2015 |
| **Temperature:** | 27°C | **Tested by:** | Jason Lu |
| **Humidity:** | 53% RH | **Polarity:** | Ver. / Hor. |

| Frequency (MHz) | Reading (dBuV) | Correction (dB/m) | Result (dBuV/m) | Limit (dBuV/m) | Margin (dB) | Remark | Ant.Pol. (H/V) |
|---|---|---|---|---|---|---|---|
| 4073.000 | 50.82 | 1.51 | 52.33 | 74.00 | -21.67 | peak | V |
| N/A | | | | | | | |
| | | | | | | | |
| | | | | | | | |
| | | | | | | | |
| | | | | | | | |
| 3947.000 | 49.91 | 1.00 | 50.91 | 74.00 | -23.09 | peak | H |
| N/A | | | | | | | |
| | | | | | | | |
| | | | | | | | |
| | | | | | | | |
| | | | | | | | |

***Remark:***

1. *Measuring frequencies from 1 GHz to the 10th harmonic of highest fundamental frequency.*
2. *Radiated emissions measured in frequency above 1000MHz were made with an instrument using peak/average detector mode.*
3. *Average test would be performed if the peak result were greater than the average limit or as required by the applicant.*
4. *Data of measurement within this frequency range shown " --- " in the table above means the reading of emissions are attenuated more than 20dB below the permissible limits or the field strength is too small to be measured.*
5. *Measurements above show only up to 6 maximum emissions noted, or would be lesser, with " N/A " remark, if no specific emissions from the EUT are recorded (ie: margin>20dB from the applicable limit) and considered that's already beyond the background noise floor.*
6. *Margin (dB) = Remark result (dBuV/m) – Average limit (dBuV/m).*

## Tx / IEEE 802.11a mode / 5700 MHz

### Polarity: Vertical

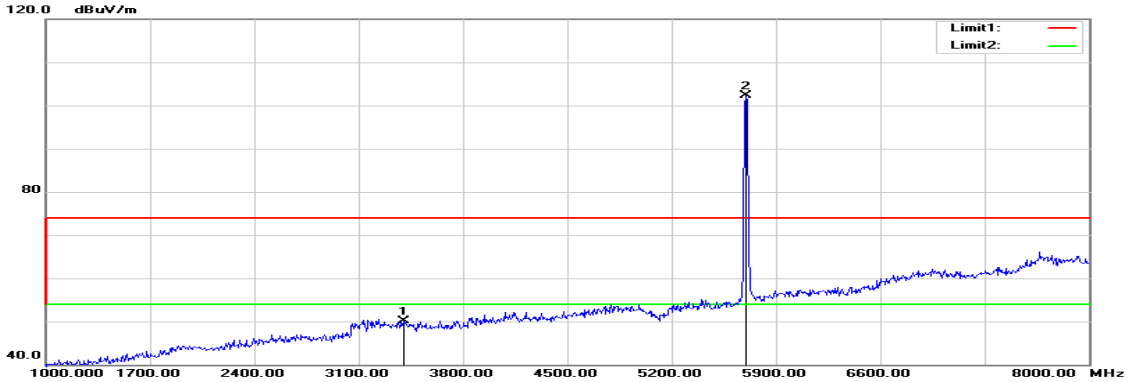


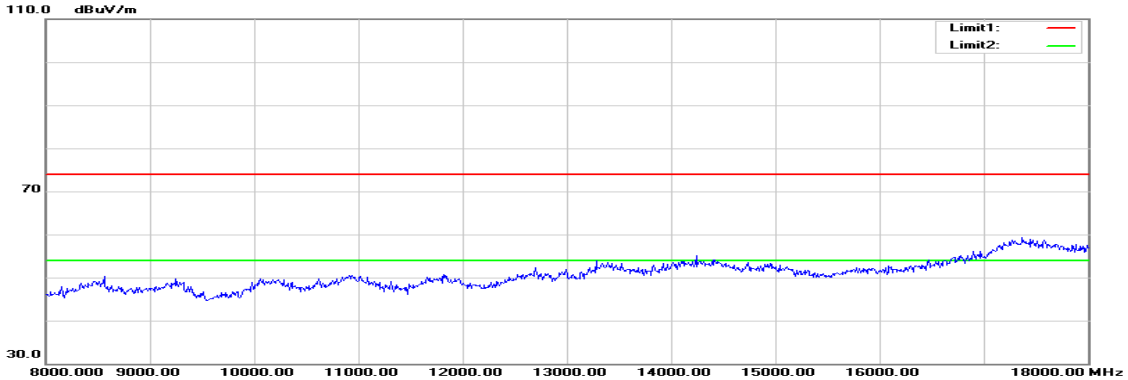


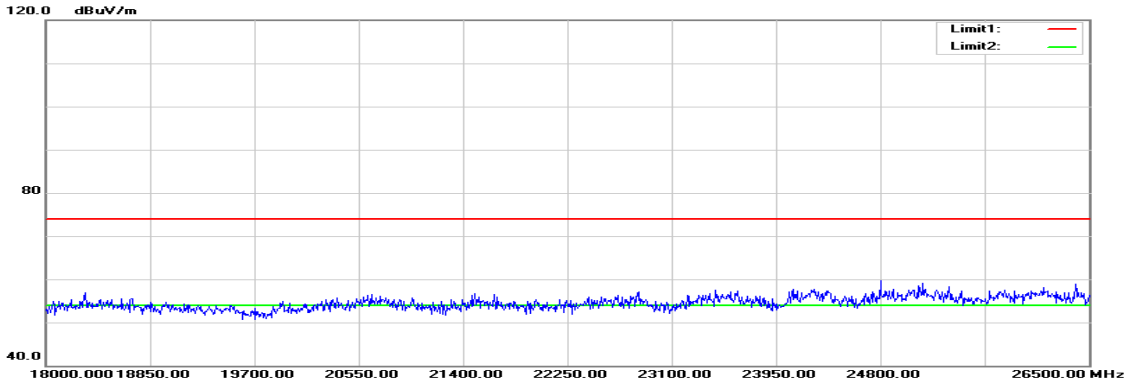

## Polarity: Horizontal

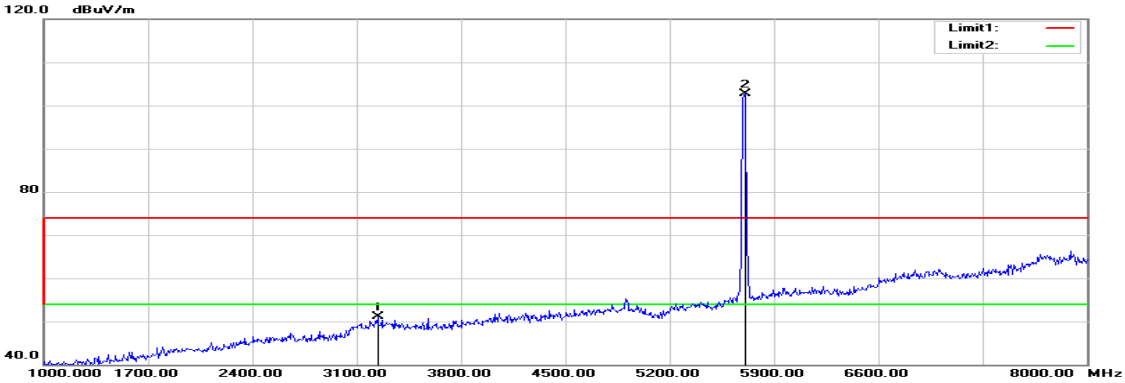


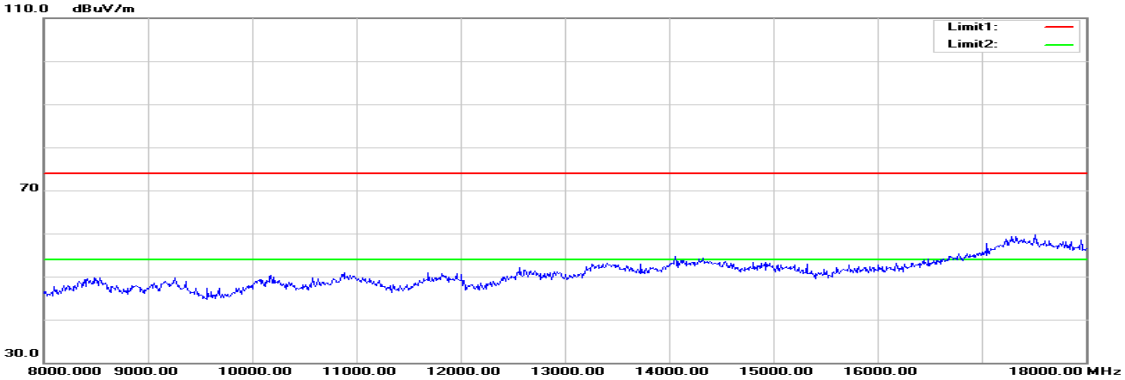


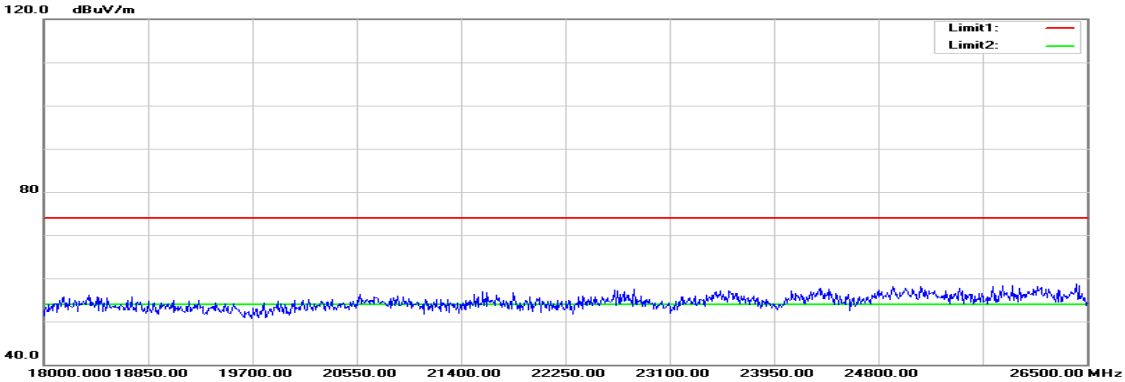

| | | | |
|---|---|---|---|
| **Operation Mode:** | Tx / IEEE 802.11a mode / 5700 MHz | **Test Date:** | August 25, 2015 |
| **Temperature:** | 27°C | **Tested by:** | Jason Lu |
| **Humidity:** | 53% RH | **Polarity:** | Ver. / Hor. |

| Frequency (MHz) | Reading (dBuV) | Correction (dB/m) | Result (dBuV/m) | Limit (dBuV/m) | Margin (dB) | Remark | Ant.Pol. (H/V) |
|---|---|---|---|---|---|---|---|
| 3401.000 | 51.34 | -1.15 | 50.19 | 74.00 | -23.81 | peak | V |
| N/A | | | | | | | |
| | | | | | | | |
| | | | | | | | |
| | | | | | | | |
| | | | | | | | |
| 3240.000 | 52.65 | -1.53 | 51.12 | 74.00 | -22.88 | peak | H |
| N/A | | | | | | | |
| | | | | | | | |
| | | | | | | | |
| | | | | | | | |
| | | | | | | | |

***Remark:***

1. *Measuring frequencies from 1 GHz to the 10th harmonic of highest fundamental frequency.*
2. *Radiated emissions measured in frequency above 1000MHz were made with an instrument using peak/average detector mode.*
3. *Average test would be performed if the peak result were greater than the average limit or as required by the applicant.*
4. *Data of measurement within this frequency range shown " --- " in the table above means the reading of emissions are attenuated more than 20dB below the permissible limits or the field strength is too small to be measured.*
5. *Measurements above show only up to 6 maximum emissions noted, or would be lesser, with " N/A " remark, if no specific emissions from the EUT are recorded (ie: margin>20dB from the applicable limit) and considered that's already beyond the background noise floor.*
6. *Margin (dB) = Remark result (dBuV/m) – Average limit (dBuV/m).*

## Tx / IEEE 802.11a mode / 5720 MHz

### Polarity: Vertical

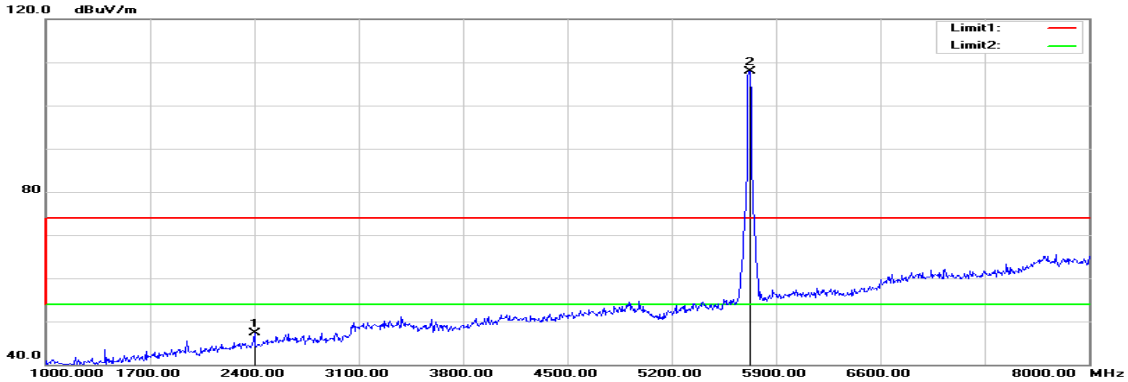


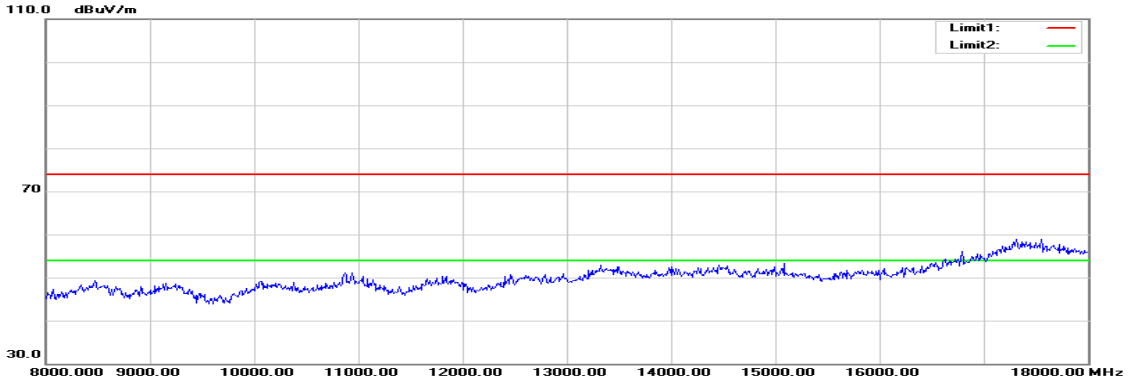


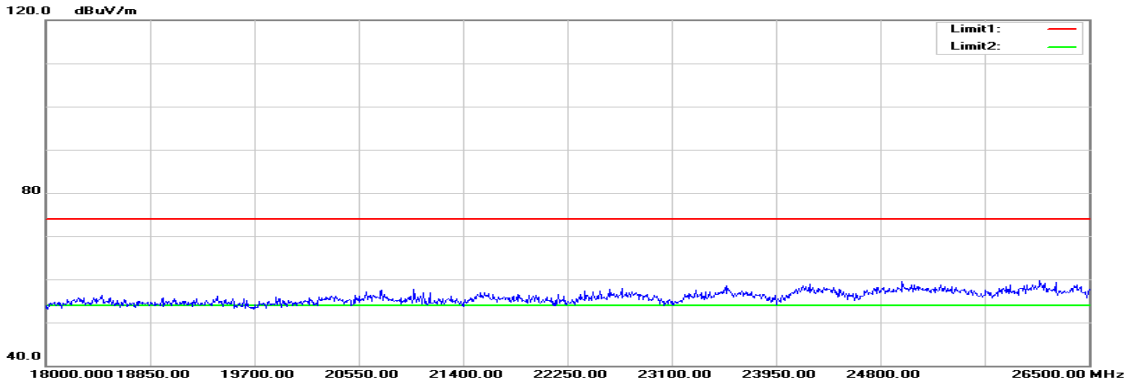

## Polarity: Horizontal

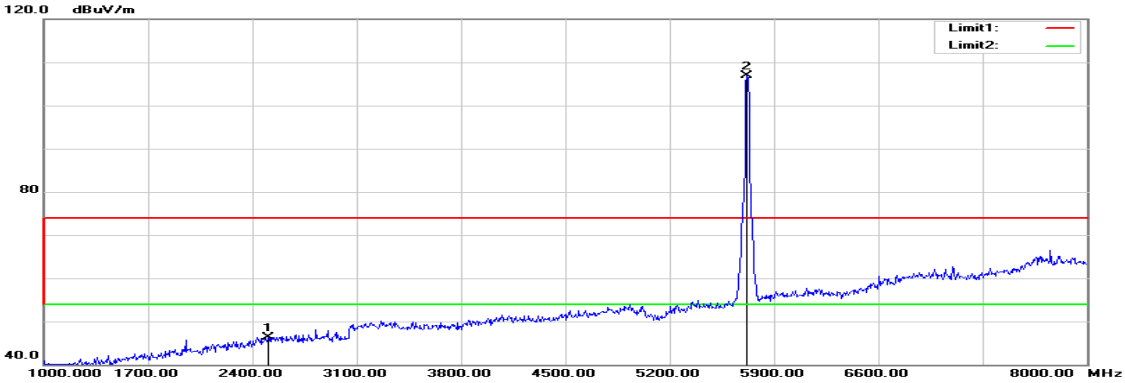


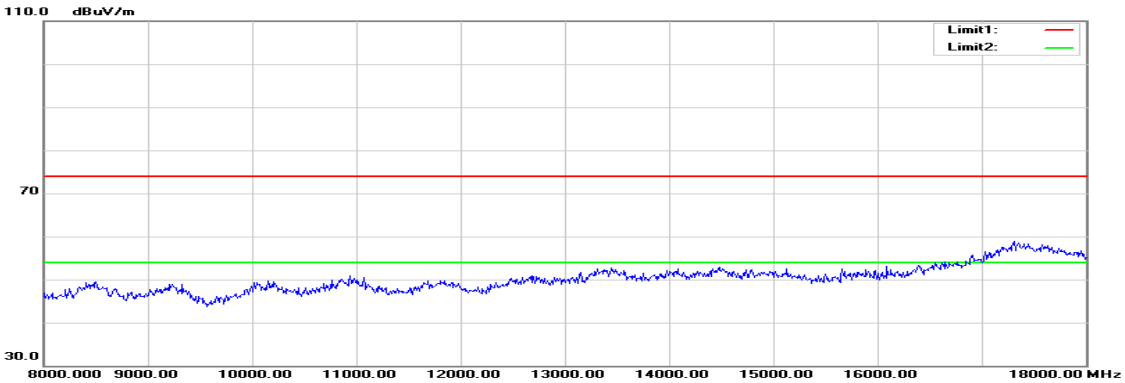


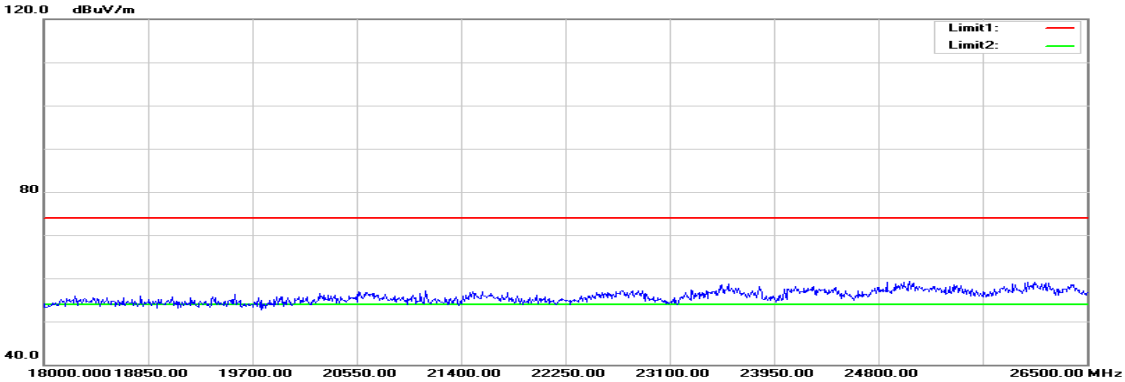

| | | | |
|---|---|---|---|
| **Operation Mode:** | Tx / IEEE 802.11a mode / 5720 MHz | **Test Date:** | August 25, 2015 |
| **Temperature:** | 27°C | **Tested by:** | Jason Lu |
| **Humidity:** | 53% RH | **Polarity:** | Ver. / Hor. |

| Frequency (MHz) | Reading (dBuV) | Correction (dB/m) | Result (dBuV/m) | Limit (dBuV/m) | Margin (dB) | Remark | Ant.Pol. (H/V) |
|---|---|---|---|---|---|---|---|
| 2400.000 | 50.90 | -3.69 | 47.21 | 74.00 | -26.79 | peak | V |
| N/A | | | | | | | |
| | | | | | | | |
| | | | | | | | |
| | | | | | | | |
| | | | | | | | |
| 2505.000 | 49.48 | -3.11 | 46.37 | 74.00 | -27.63 | peak | H |
| N/A | | | | | | | |
| | | | | | | | |
| | | | | | | | |
| | | | | | | | |
| | | | | | | | |

***Remark:***

1. *Measuring frequencies from 1 GHz to the 10th harmonic of highest fundamental frequency.*
2. *Radiated emissions measured in frequency above 1000MHz were made with an instrument using peak/average detector mode.*
3. *Average test would be performed if the peak result were greater than the average limit or as required by the applicant.*
4. *Data of measurement within this frequency range shown " --- " in the table above means the reading of emissions are attenuated more than 20dB below the permissible limits or the field strength is too small to be measured.*
5. *Measurements above show only up to 6 maximum emissions noted, or would be lesser, with " N/A " remark, if no specific emissions from the EUT are recorded (ie: margin>20dB from the applicable limit) and considered that's already beyond the background noise floor.*
6. *Margin (dB) = Remark result (dBuV/m) – Average limit (dBuV/m).*

## Tx / IEEE 802.11n HT 20 MHz Channel mode / 5500 MHz

### Polarity: Vertical

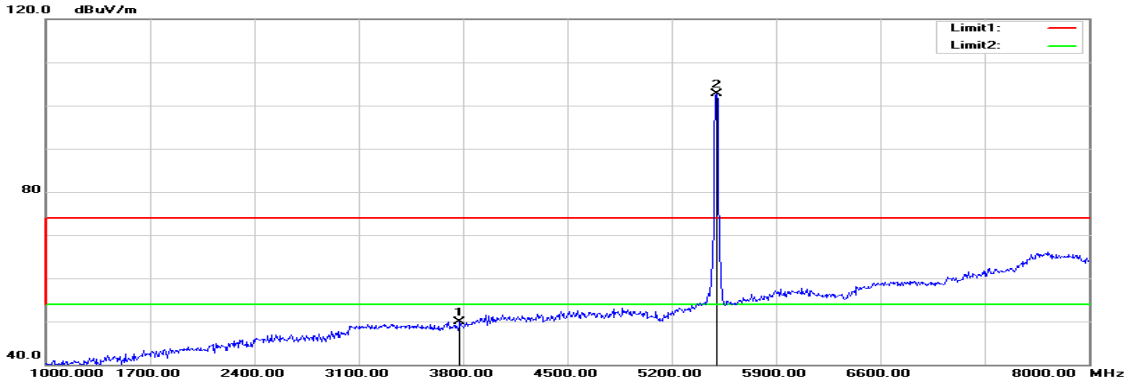


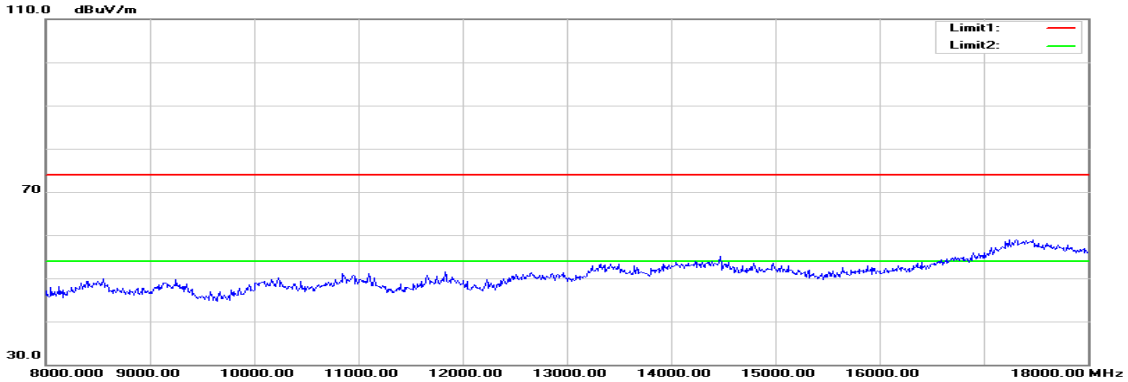


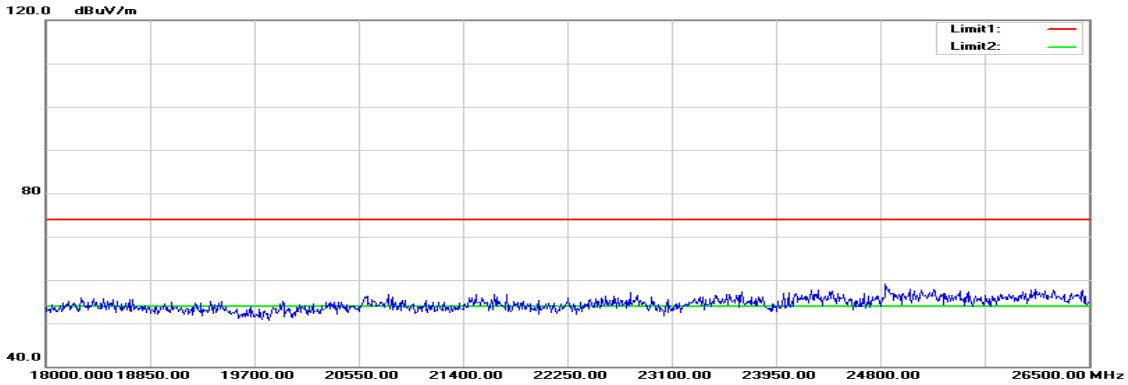

## Polarity: Horizontal

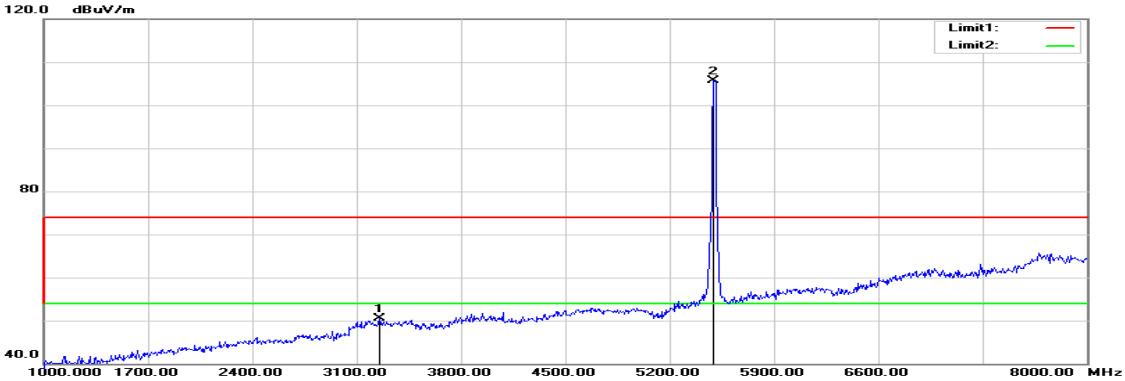


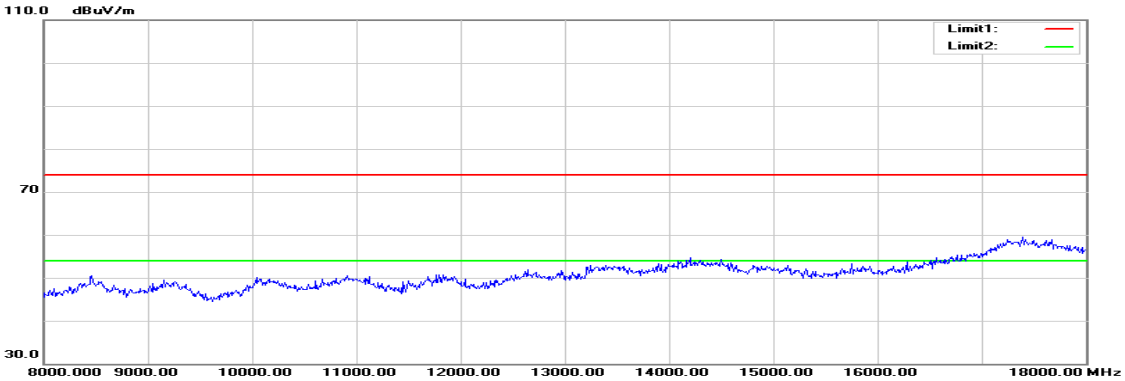


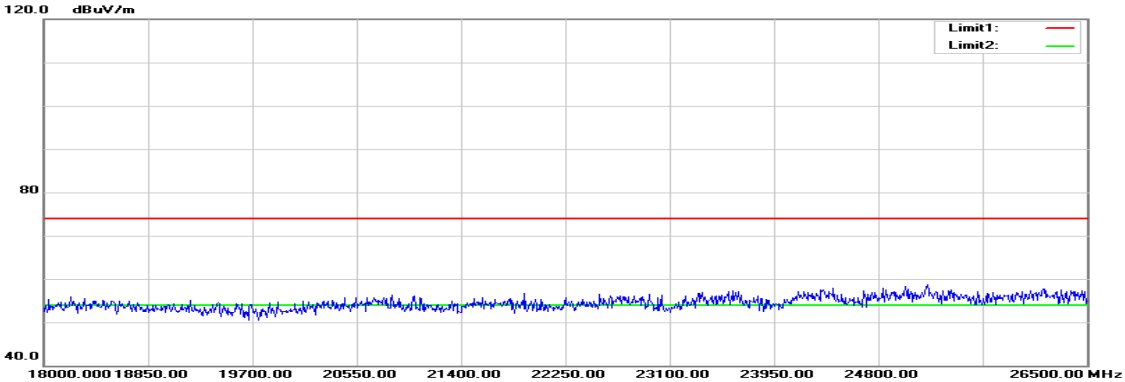

| | | | |
|---|---|---|---|
| **Operation Mode:** | Tx / IEEE 802.11n HT 20 MHz Channel mode / 5500 MHz | **Test Date:** | August 25, 2015 |
| **Temperature:** | 27°C | **Tested by:** | Jason Lu |
| **Humidity:** | 53% RH | **Polarity:** | Ver. / Hor. |

| Frequency (MHz) | Reading (dBuV) | Correction (dB/m) | Result (dBuV/m) | Limit (dBuV/m) | Margin (dB) | Remark | Ant.Pol. (H/V) |
|---|---|---|---|---|---|---|---|
| 3779.000 | 49.70 | 0.28 | 49.98 | 74.00 | -24.02 | peak | V |
| N/A | | | | | | | |
| | | | | | | | |
| | | | | | | | |
| | | | | | | | |
| | | | | | | | |
| 3254.000 | 52.02 | -1.50 | 50.52 | 74.00 | -23.48 | peak | H |
| N/A | | | | | | | |
| | | | | | | | |
| | | | | | | | |
| | | | | | | | |
| | | | | | | | |

***Remark:***

1. *Measuring frequencies from 1 GHz to the 10th harmonic of highest fundamental frequency.*
2. *Radiated emissions measured in frequency above 1000MHz were made with an instrument using peak/average detector mode.*
3. *Average test would be performed if the peak result were greater than the average limit or as required by the applicant.*
4. *Data of measurement within this frequency range shown " --- " in the table above means the reading of emissions are attenuated more than 20dB below the permissible limits or the field strength is too small to be measured.*
5. *Measurements above show only up to 6 maximum emissions noted, or would be lesser, with " N/A " remark, if no specific emissions from the EUT are recorded (ie: margin>20dB from the applicable limit) and considered that's already beyond the background noise floor.*
6. *Margin (dB) = Remark result (dBuV/m) – Average limit (dBuV/m).*

## Tx / IEEE 802.11n HT 20 MHz Channel mode / 5580 MHz

### Polarity: Vertical

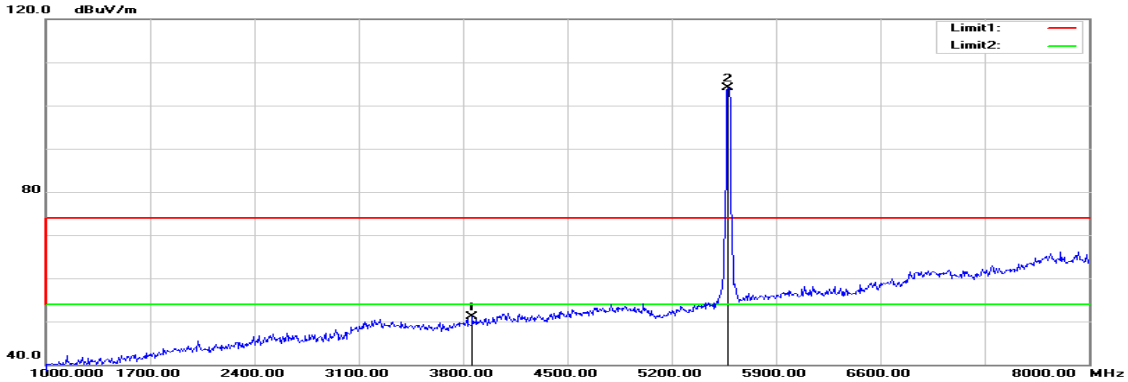


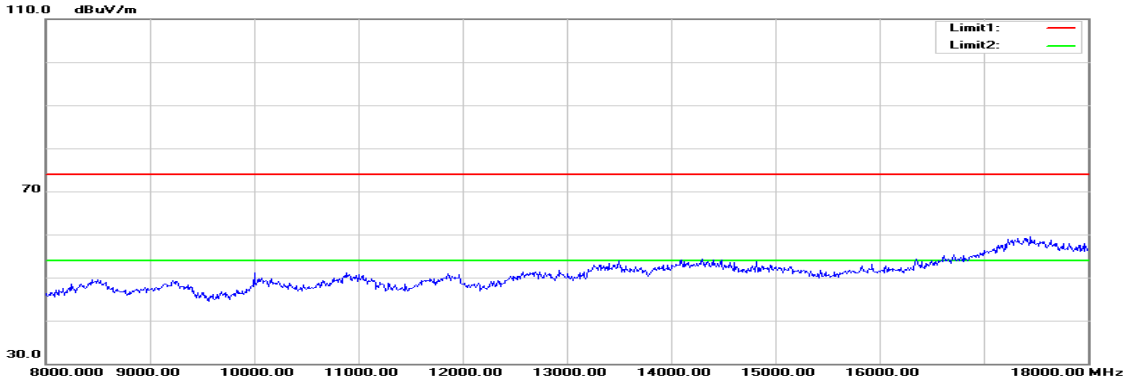


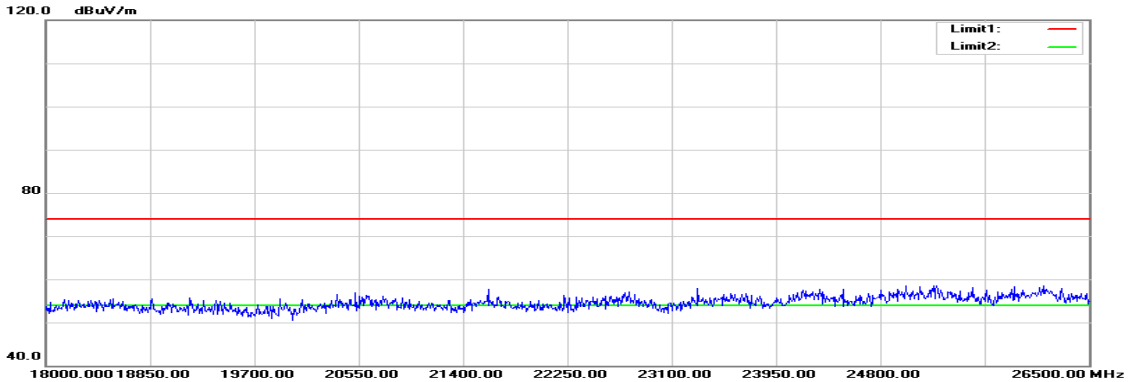

## Polarity: Horizontal

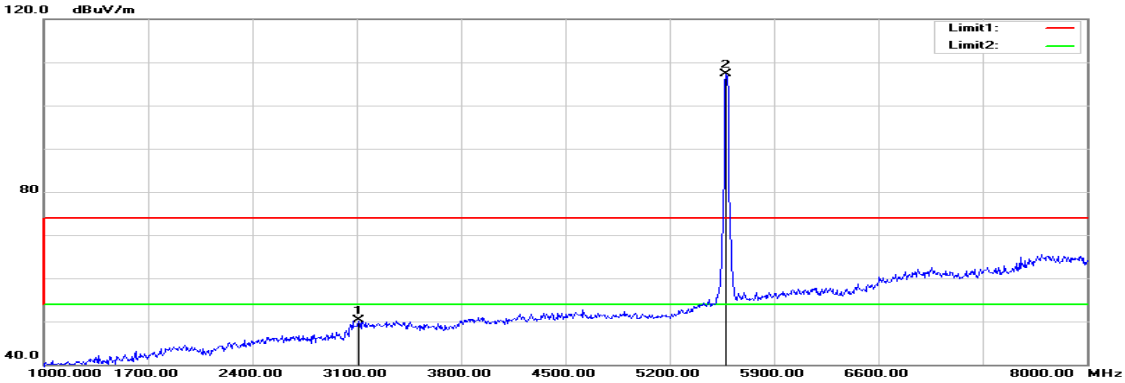


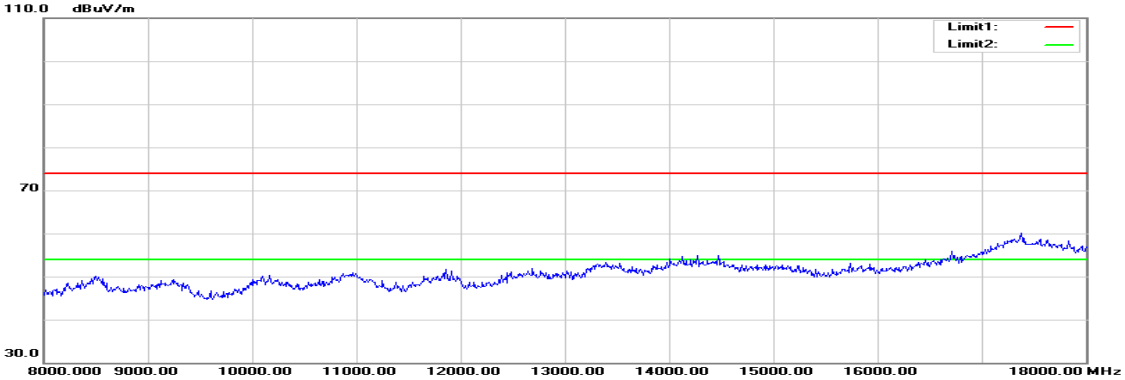


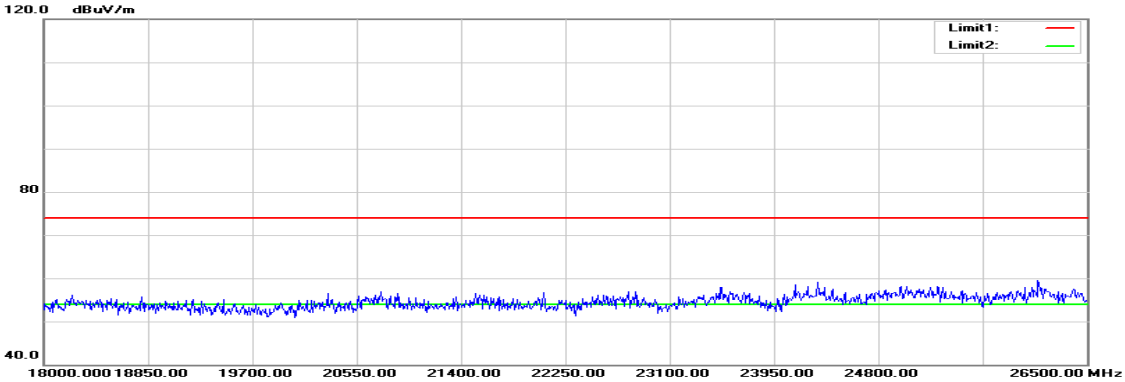

| | | | |
|---|---|---|---|
| **Operation Mode:** | Tx / IEEE 802.11n HT 20 MHz Channel mode / 5580 MHz | **Test Date:** | August 25, 2015 |
| **Temperature:** | 27°C | **Tested by:** | Jason Lu |
| **Humidity:** | 53% RH | **Polarity:** | Ver. / Hor. |

| Frequency (MHz) | Reading (dBuV) | Correction (dB/m) | Result (dBuV/m) | Limit (dBuV/m) | Margin (dB) | Remark | Ant.Pol. (H/V) |
|---|---|---|---|---|---|---|---|
| 3863.000 | 50.46 | 0.64 | 51.10 | 74.00 | -22.90 | peak | V |
| N/A | | | | | | | |
| | | | | | | | |
| | | | | | | | |
| | | | | | | | |
| | | | | | | | |
| 3114.000 | 52.04 | -1.84 | 50.20 | 74.00 | -23.80 | peak | H |
| N/A | | | | | | | |
| | | | | | | | |
| | | | | | | | |
| | | | | | | | |
| | | | | | | | |

***Remark:***

1. *Measuring frequencies from 1 GHz to the 10th harmonic of highest fundamental frequency.*
2. *Radiated emissions measured in frequency above 1000MHz were made with an instrument using peak/average detector mode.*
3. *Average test would be performed if the peak result were greater than the average limit or as required by the applicant.*
4. *Data of measurement within this frequency range shown " --- " in the table above means the reading of emissions are attenuated more than 20dB below the permissible limits or the field strength is too small to be measured.*
5. *Measurements above show only up to 6 maximum emissions noted, or would be lesser, with " N/A " remark, if no specific emissions from the EUT are recorded (ie: margin>20dB from the applicable limit) and considered that's already beyond the background noise floor.*
6. *Margin (dB) = Remark result (dBuV/m) – Average limit (dBuV/m).*

## Tx / IEEE 802.11n HT 20 MHz Channel mode / 5700 MHz

### Polarity: Vertical

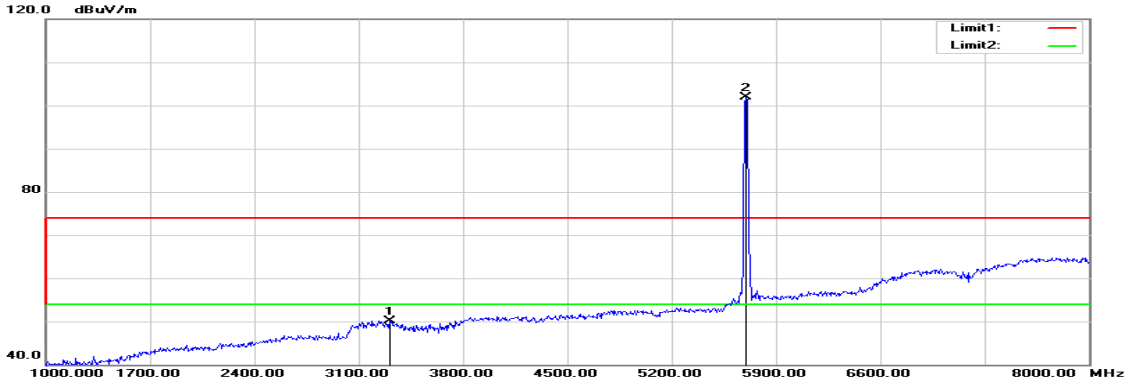


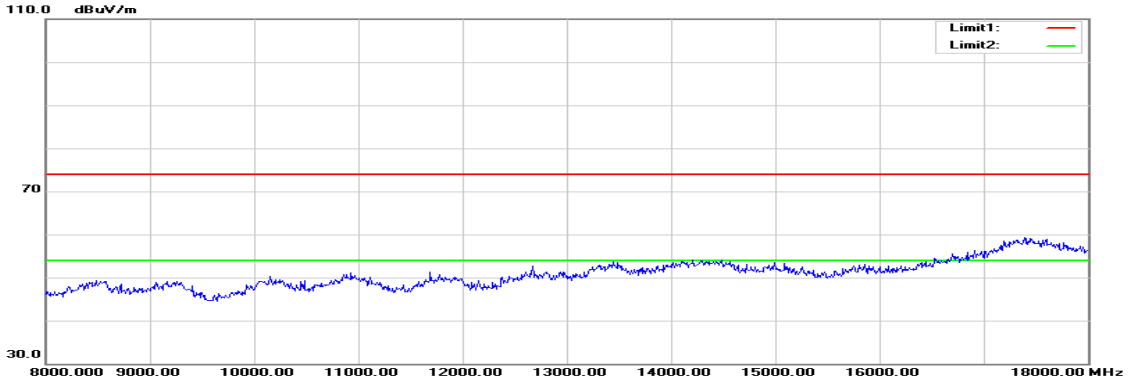


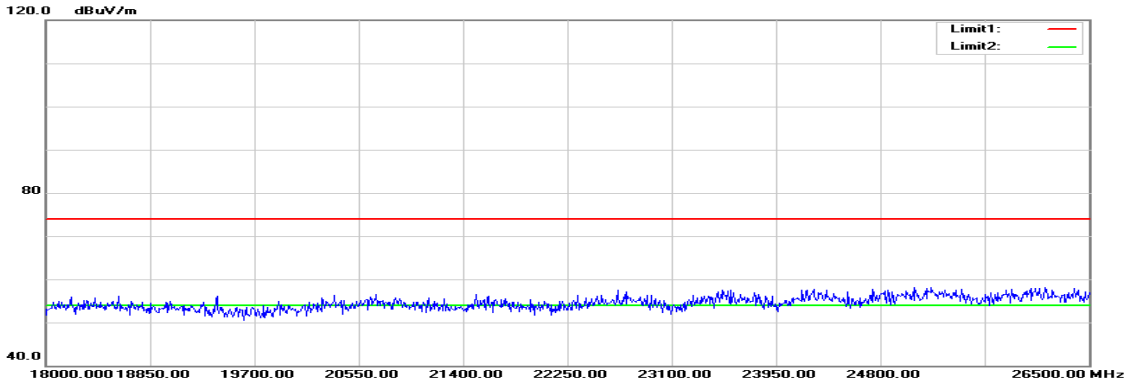

## Polarity: Horizontal

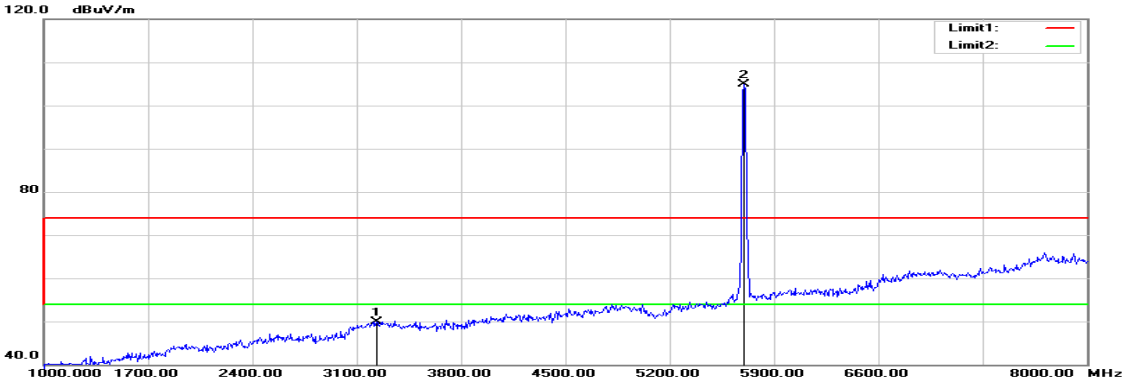


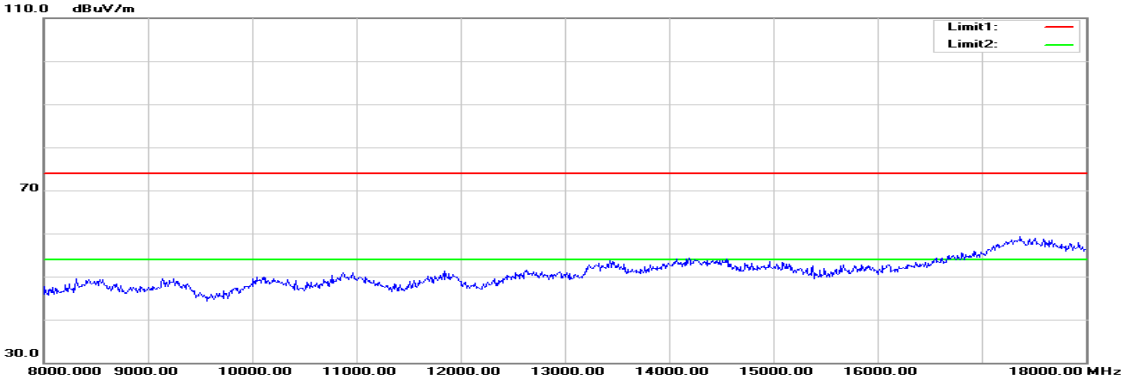


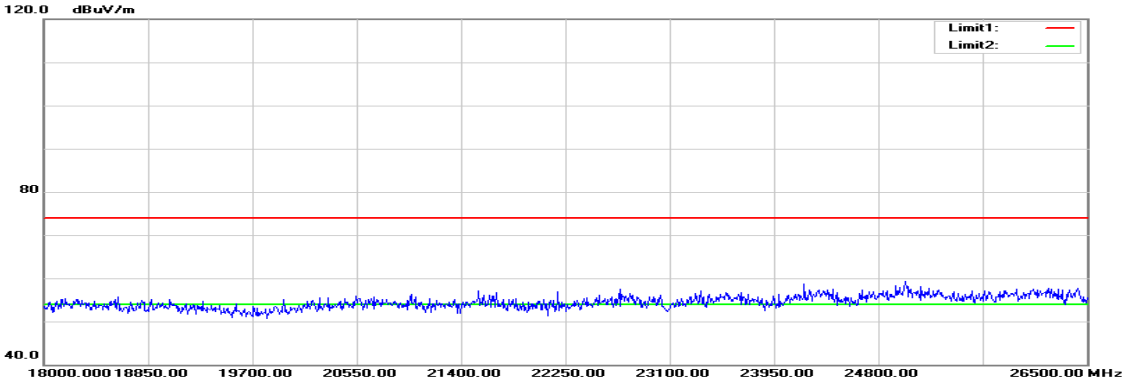

| | | | |
|---|---|---|---|
| **Operation Mode:** | Tx / IEEE 802.11n HT 20 MHz Channel mode / 5700 MHz | **Test Date:** | August 25, 2015 |
| **Temperature:** | 27°C | **Tested by:** | Jason Lu |
| **Humidity:** | 53% RH | **Polarity:** | Ver. / Hor. |

| Frequency (MHz) | Reading (dBuV) | Correction (dB/m) | Result (dBuV/m) | Limit (dBuV/m) | Margin (dB) | Remark | Ant.Pol. (H/V) |
|---|---|---|---|---|---|---|---|
| 3310.000 | 51.50 | -1.37 | 50.13 | 74.00 | -23.87 | peak | V |
| N/A | | | | | | | |
| | | | | | | | |
| | | | | | | | |
| | | | | | | | |
| | | | | | | | |
| 3233.000 | 51.54 | -1.55 | 49.99 | 74.00 | -24.01 | peak | H |
| N/A | | | | | | | |
| | | | | | | | |
| | | | | | | | |
| | | | | | | | |
| | | | | | | | |

***Remark:***

1. *Measuring frequencies from 1 GHz to the 10th harmonic of highest fundamental frequency.*
2. *Radiated emissions measured in frequency above 1000MHz were made with an instrument using peak/average detector mode.*
3. *Average test would be performed if the peak result were greater than the average limit or as required by the applicant.*
4. *Data of measurement within this frequency range shown " --- " in the table above means the reading of emissions are attenuated more than 20dB below the permissible limits or the field strength is too small to be measured.*
5. *Measurements above show only up to 6 maximum emissions noted, or would be lesser, with " N/A " remark, if no specific emissions from the EUT are recorded (ie: margin>20dB from the applicable limit) and considered that's already beyond the background noise floor.*
6. *Margin (dB) = Remark result (dBuV/m) – Average limit (dBuV/m).*

## Tx / IEEE 802.11n HT 20 MHz Channel mode / 5720 MHz

### Polarity: Vertical

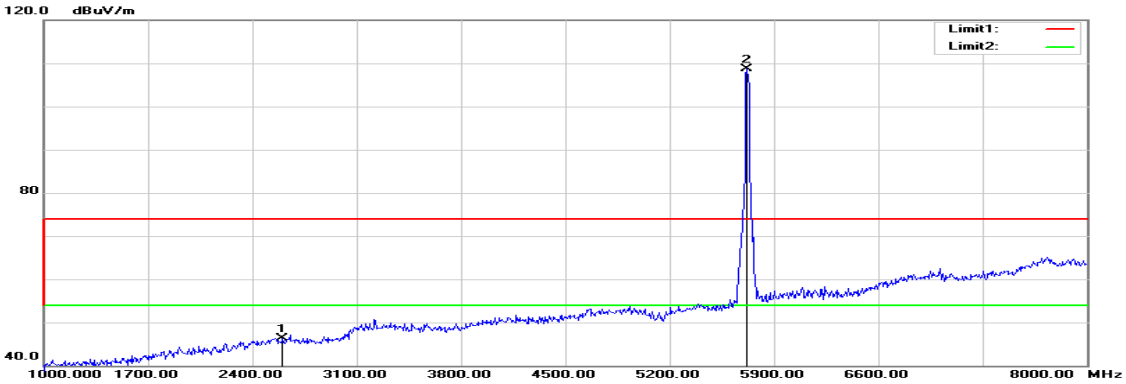


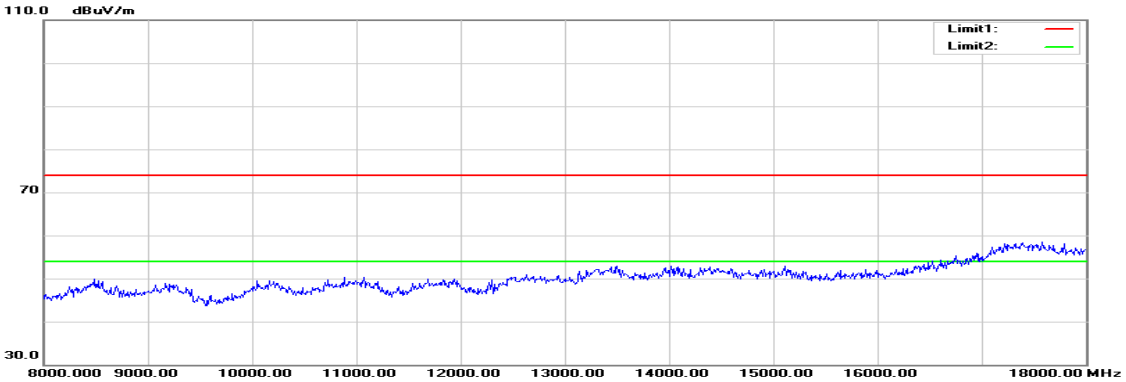


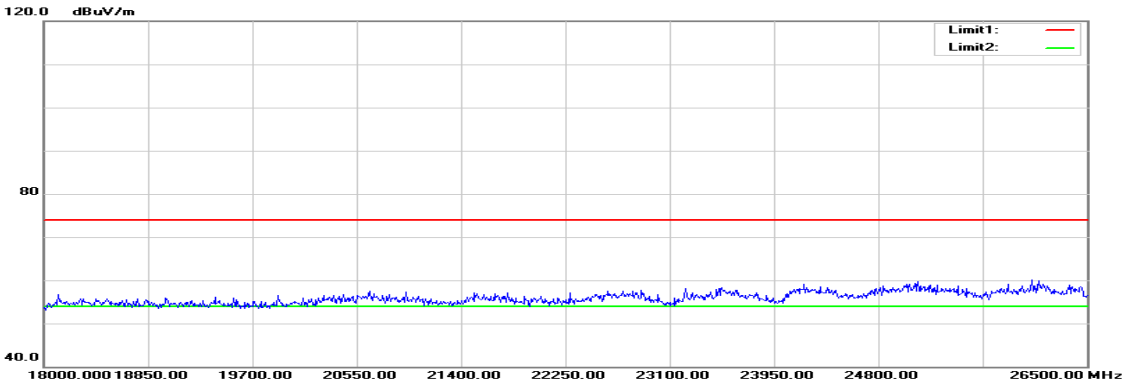

## Polarity: Horizontal

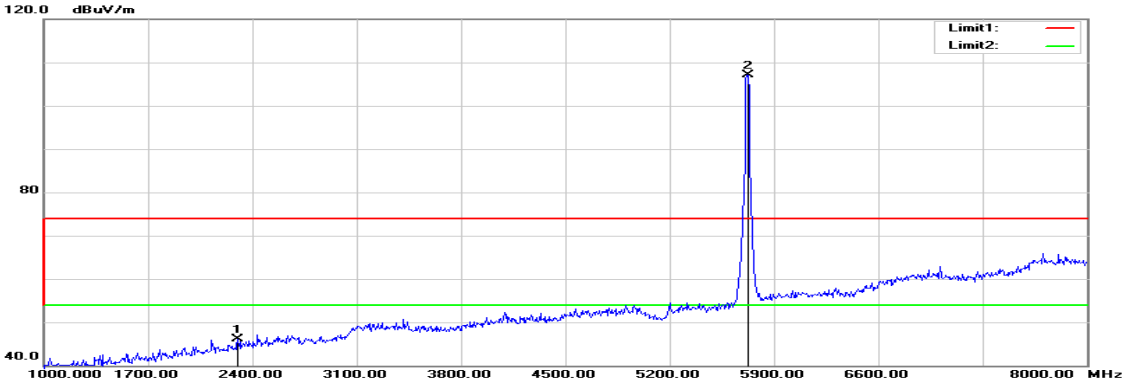


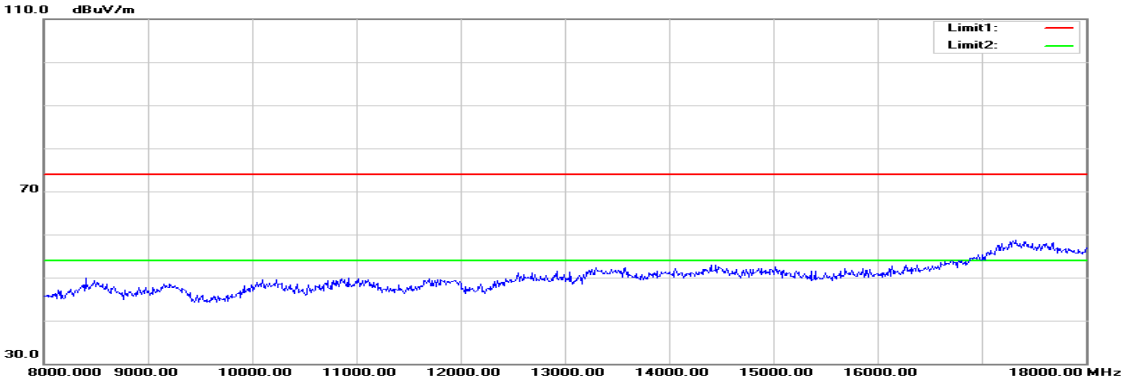


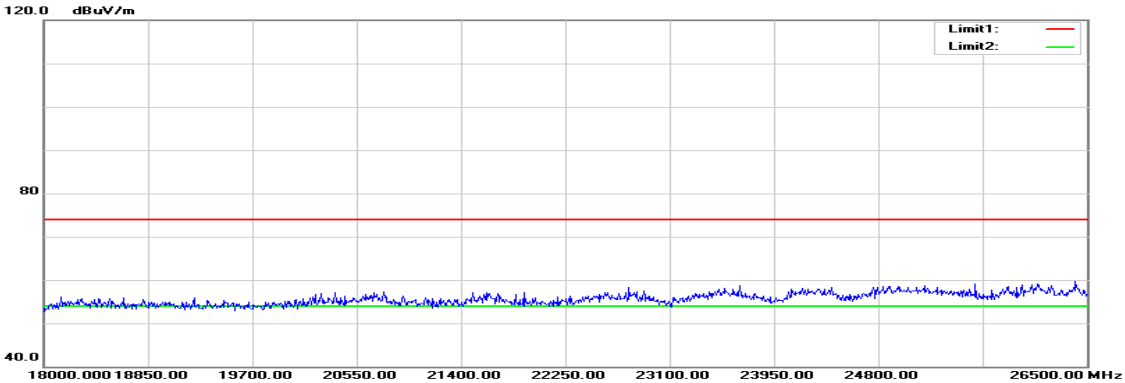

| | | | |
|---|---|---|---|
| **Operation Mode:** | Tx / IEEE 802.11n HT 20 MHz Channel mode / 5720 MHz | **Test Date:** | August 25, 2015 |
| **Temperature:** | 27°C | **Tested by:** | Jason Lu |
| **Humidity:** | 53% RH | **Polarity:** | Ver. / Hor. |

| Frequency (MHz) | Reading (dBuV) | Correction (dB/m) | Result (dBuV/m) | Limit (dBuV/m) | Margin (dB) | Remark | Ant.Pol. (H/V) |
|---|---|---|---|---|---|---|---|
| 2603.000 | 49.30 | -2.91 | 46.39 | 74.00 | -27.61 | peak | V |
| N/A | | | | | | | |
| | | | | | | | |
| | | | | | | | |
| | | | | | | | |
| | | | | | | | |
| 2302.000 | 50.41 | -4.29 | 46.12 | 74.00 | -27.88 | peak | H |
| N/A | | | | | | | |
| | | | | | | | |
| | | | | | | | |
| | | | | | | | |
| | | | | | | | |

***Remark:***

1. *Measuring frequencies from 1 GHz to the 10th harmonic of highest fundamental frequency.*
2. *Radiated emissions measured in frequency above 1000MHz were made with an instrument using peak/average detector mode.*
3. *Average test would be performed if the peak result were greater than the average limit or as required by the applicant.*
4. *Data of measurement within this frequency range shown " --- " in the table above means the reading of emissions are attenuated more than 20dB below the permissible limits or the field strength is too small to be measured.*
5. *Measurements above show only up to 6 maximum emissions noted, or would be lesser, with " N/A " remark, if no specific emissions from the EUT are recorded (ie: margin>20dB from the applicable limit) and considered that's already beyond the background noise floor.*
6. *Margin (dB) = Remark result (dBuV/m) – Average limit (dBuV/m).*

## Tx / IEEE 802.11n HT 40 MHz mode / 5510 MHz

### Polarity: Vertical

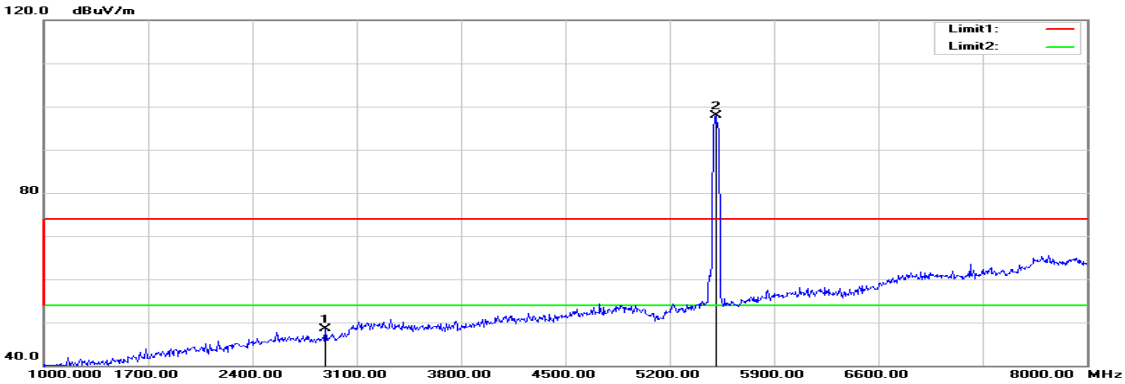


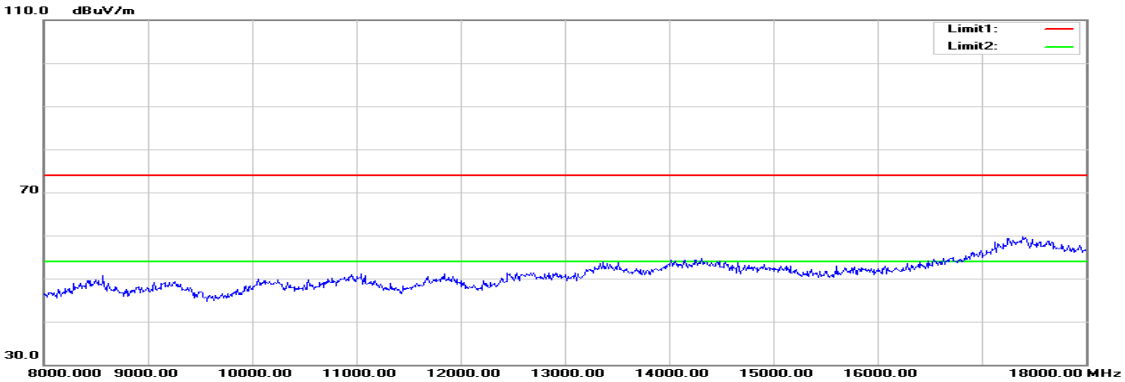


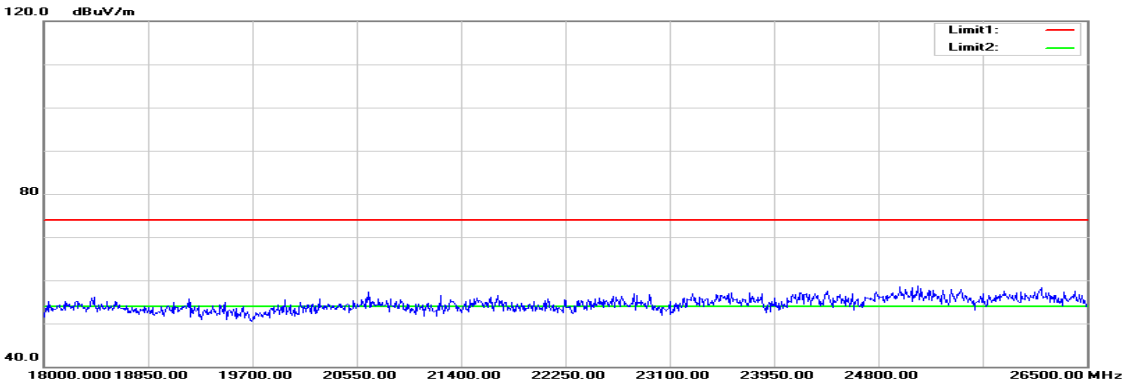

## Polarity: Horizontal

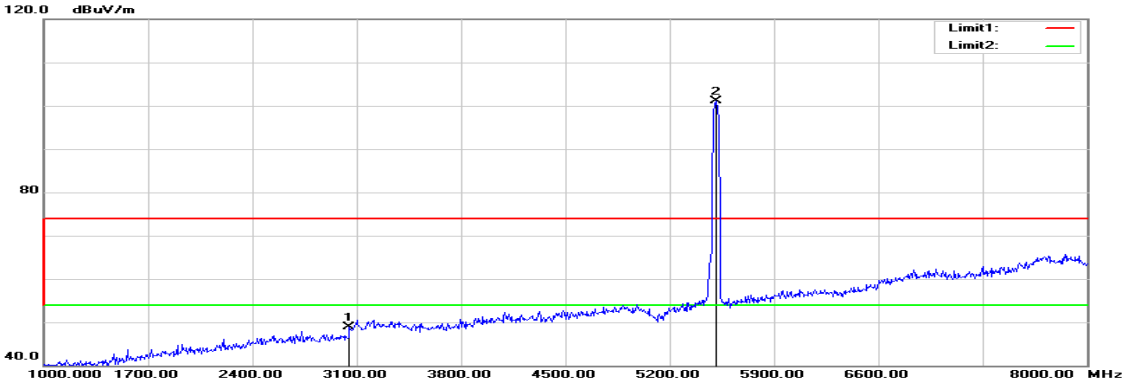


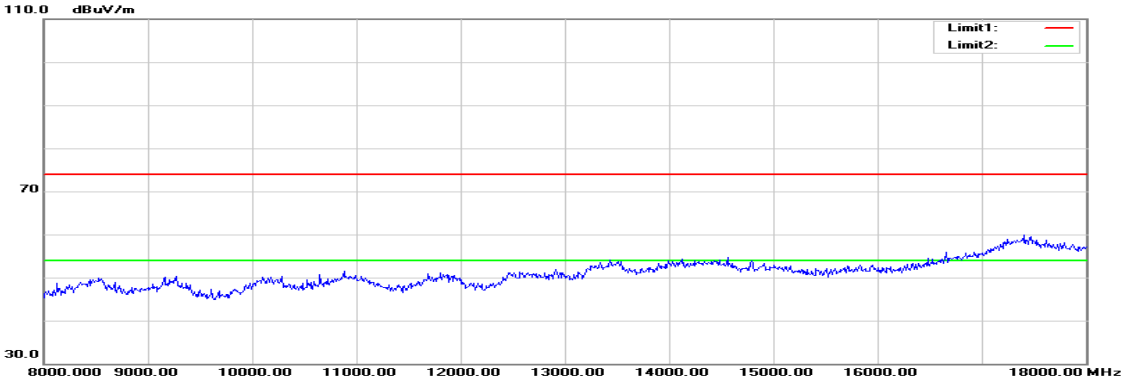


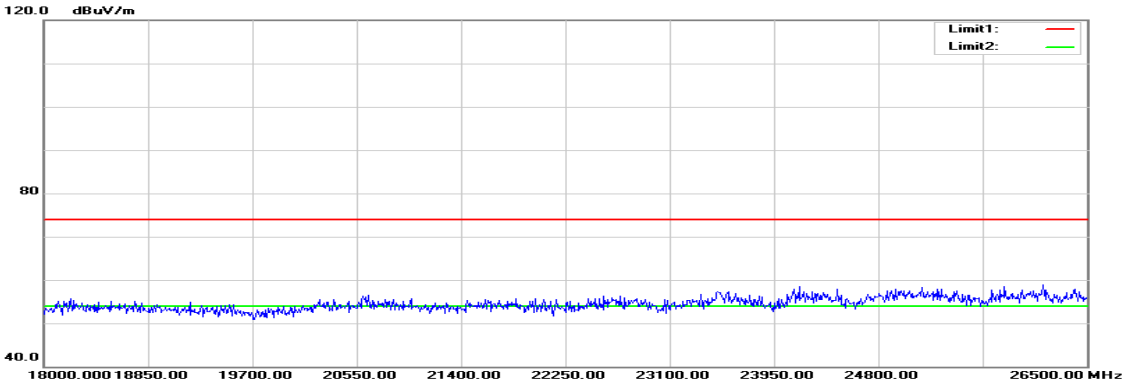

| | | | |
|---|---|---|---|
| **Operation Mode:** | Tx / IEEE 802.11n HT 40 MHz mode / 5510 MHz | **Test Date:** | August 25, 2015 |
| **Temperature:** | 27°C | **Tested by:** | Jason Lu |
| **Humidity:** | 53% RH | **Polarity:** | Ver. / Hor. |

| Frequency (MHz) | Reading (dBuV) | Correction (dB/m) | Result (dBuV/m) | Limit (dBuV/m) | Margin (dB) | Remark | Ant.Pol. (H/V) |
|---|---|---|---|---|---|---|---|
| 2890.000 | 50.87 | -2.33 | 48.54 | 74.00 | -25.46 | peak | V |
| N/A | | | | | | | |
| | | | | | | | |
| | | | | | | | |
| | | | | | | | |
| | | | | | | | |
| 3051.000 | 50.93 | -1.99 | 48.94 | 74.00 | -25.06 | peak | H |
| N/A | | | | | | | |
| | | | | | | | |
| | | | | | | | |
| | | | | | | | |
| | | | | | | | |

***Remark:***

1. *Measuring frequencies from 1 GHz to the 10th harmonic of highest fundamental frequency.*
2. *Radiated emissions measured in frequency above 1000MHz were made with an instrument using peak/average detector mode.*
3. *Average test would be performed if the peak result were greater than the average limit or as required by the applicant.*
4. *Data of measurement within this frequency range shown " --- " in the table above means the reading of emissions are attenuated more than 20dB below the permissible limits or the field strength is too small to be measured.*
5. *Measurements above show only up to 6 maximum emissions noted, or would be lesser, with " N/A " remark, if no specific emissions from the EUT are recorded (ie: margin>20dB from the applicable limit) and considered that's already beyond the background noise floor.*
6. *Margin (dB) = Remark result (dBuV/m) – Average limit (dBuV/m).*

## Tx / IEEE 802.11n HT 40 MHz mode / 5590 MHz

### Polarity: Vertical

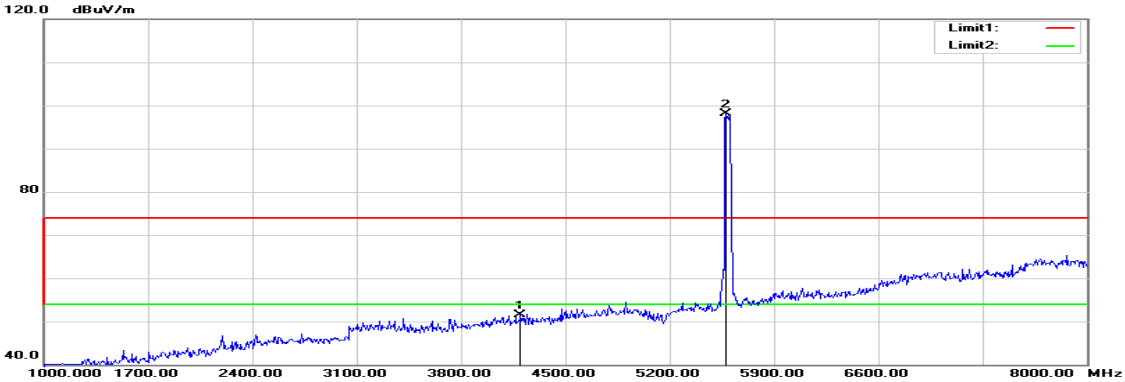


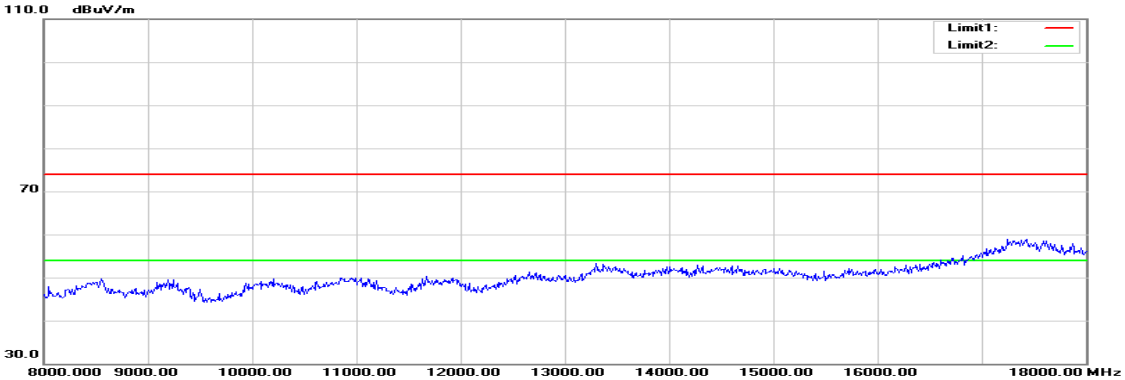


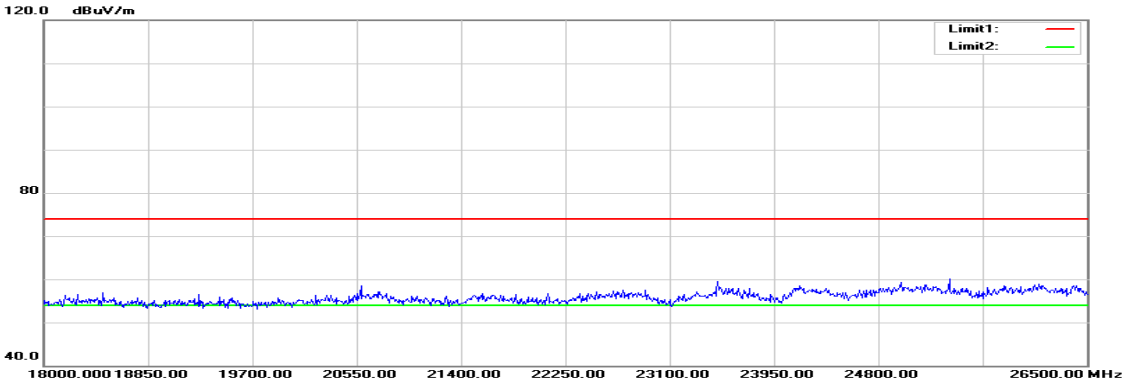

## Polarity: Horizontal

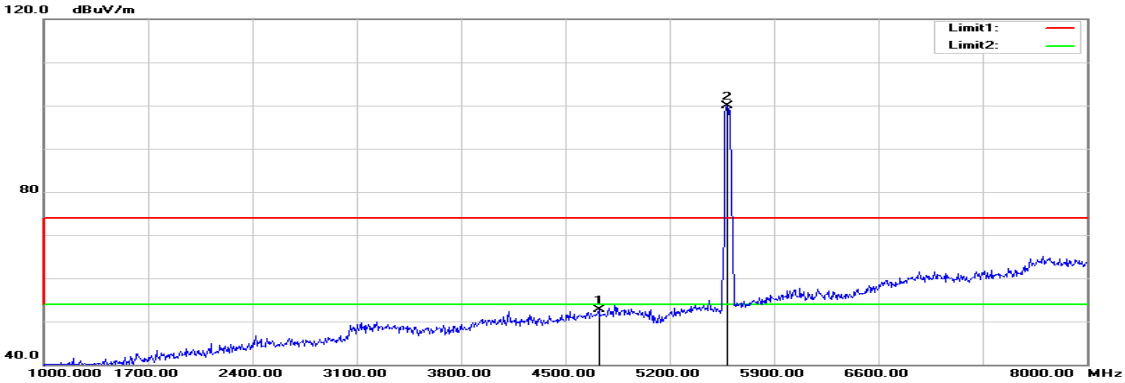


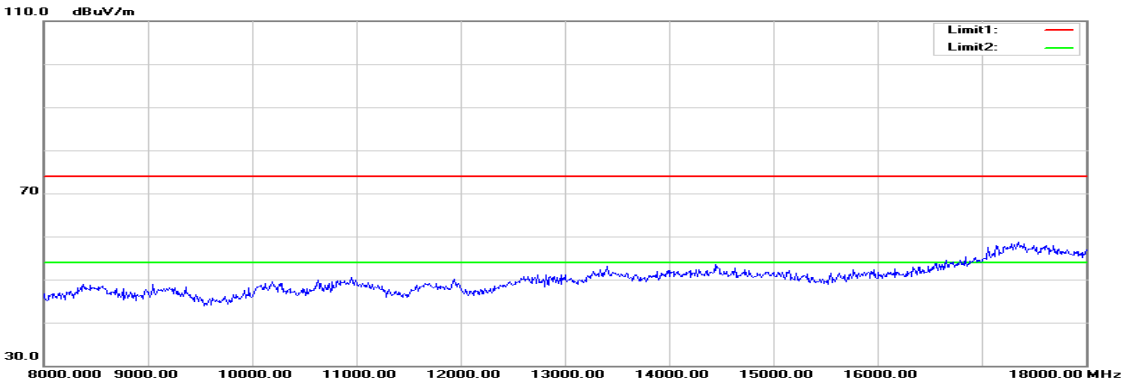


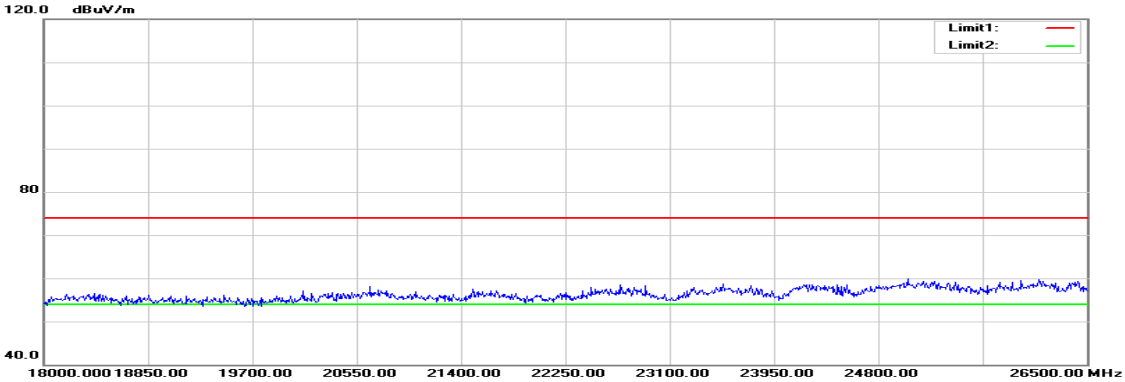

| | | | |
|---|---|---|---|
| **Operation Mode:** | Tx / IEEE 802.11n HT 40 MHz mode / 5590 MHz | **Test Date:** | August 25, 2015 |
| **Temperature:** | 27°C | **Tested by:** | Jason Lu |
| **Humidity:** | 53% RH | **Polarity:** | Ver. / Hor. |

| Frequency (MHz) | Reading (dBuV) | Correction (dB/m) | Result (dBuV/m) | Limit (dBuV/m) | Margin (dB) | Remark | Ant.Pol. (H/V) |
|---|---|---|---|---|---|---|---|
| 4199.000 | 49.51 | 1.98 | 51.49 | 74.00 | -22.51 | peak | V |
| N/A | | | | | | | |
| | | | | | | | |
| | | | | | | | |
| | | | | | | | |
| | | | | | | | |
| 4724.000 | 48.90 | 3.75 | 52.65 | 74.00 | -21.35 | peak | H |
| N/A | | | | | | | |
| | | | | | | | |
| | | | | | | | |
| | | | | | | | |
| | | | | | | | |

***Remark:***

1. *Measuring frequencies from 1 GHz to the 10th harmonic of highest fundamental frequency.*
2. *Radiated emissions measured in frequency above 1000MHz were made with an instrument using peak/average detector mode.*
3. *Average test would be performed if the peak result were greater than the average limit or as required by the applicant.*
4. *Data of measurement within this frequency range shown " --- " in the table above means the reading of emissions are attenuated more than 20dB below the permissible limits or the field strength is too small to be measured.*
5. *Measurements above show only up to 6 maximum emissions noted, or would be lesser, with " N/A " remark, if no specific emissions from the EUT are recorded (ie: margin>20dB from the applicable limit) and considered that's already beyond the background noise floor.*
6. *Margin (dB) = Remark result (dBuV/m) – Average limit (dBuV/m).*

## Tx / IEEE 802.11n HT 40 MHz mode / 5670 MHz

### Polarity: Vertical

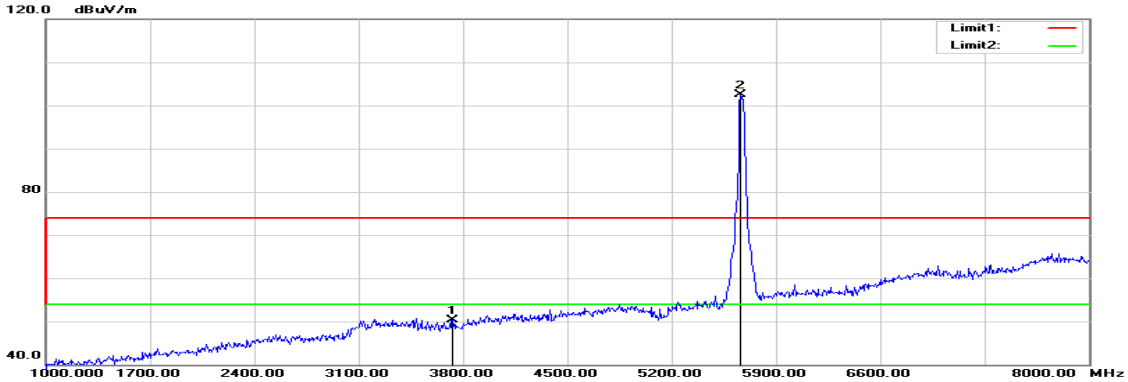


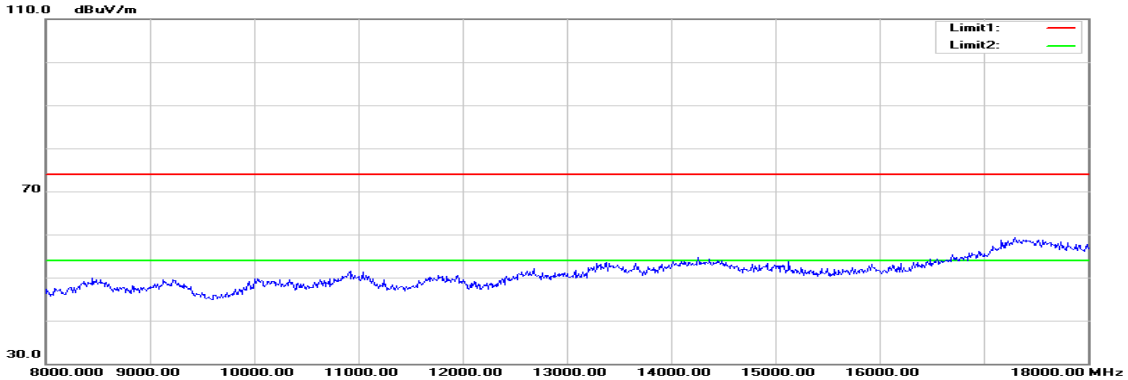


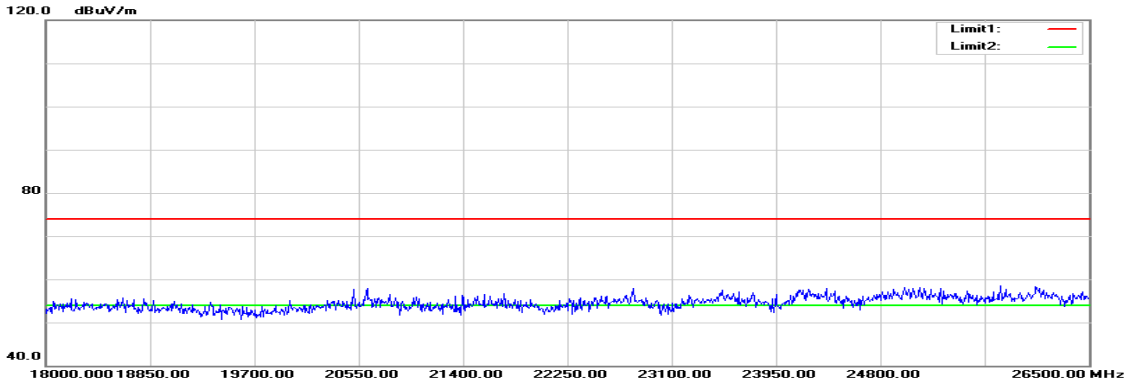

## Polarity: Horizontal

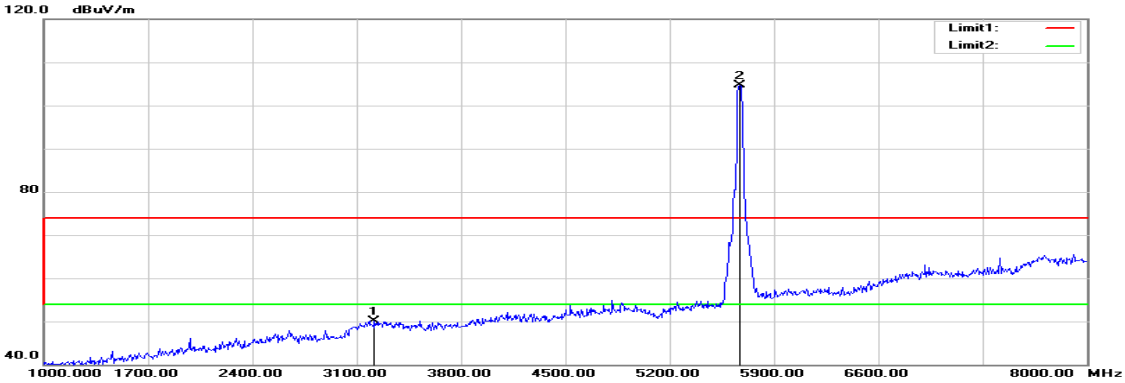


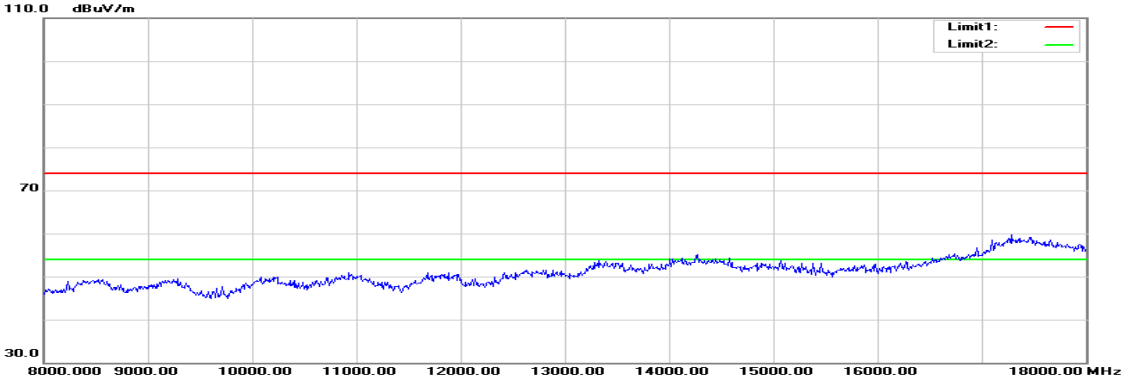


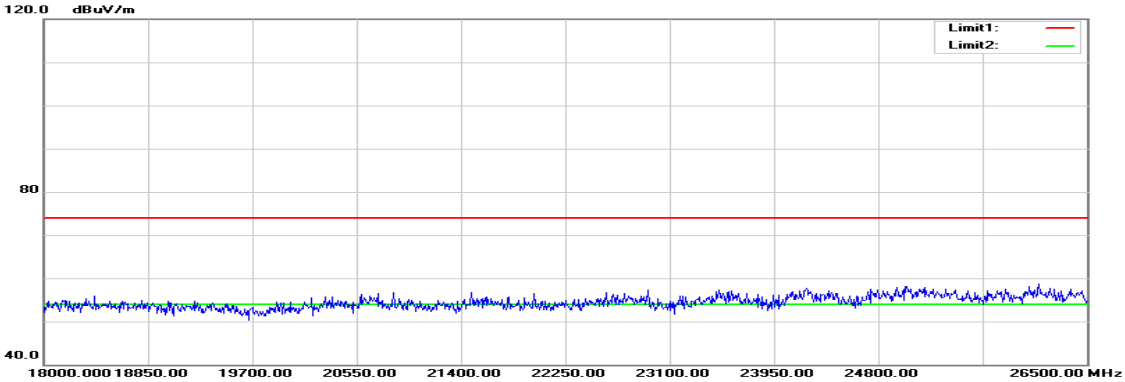

| | | | |
|---|---|---|---|
| **Operation Mode:** | Tx / IEEE 802.11n HT 40 MHz mode / 5670 MHz | **Test Date:** | August 25, 2015 |
| **Temperature:** | 27°C | **Tested by:** | Jason Lu |
| **Humidity:** | 53% RH | **Polarity:** | Ver. / Hor. |

| Frequency (MHz) | Reading (dBuV) | Correction (dB/m) | Result (dBuV/m) | Limit (dBuV/m) | Margin (dB) | Remark | Ant.Pol. (H/V) |
|---|---|---|---|---|---|---|---|
| 3730.000 | 50.25 | 0.07 | 50.32 | 74.00 | -23.68 | peak | V |
| N/A | | | | | | | |
| | | | | | | | |
| | | | | | | | |
| | | | | | | | |
| | | | | | | | |
| 3219.000 | 51.76 | -1.58 | 50.18 | 74.00 | -23.82 | peak | H |
| N/A | | | | | | | |
| | | | | | | | |
| | | | | | | | |
| | | | | | | | |
| | | | | | | | |

***Remark:***

1. *Measuring frequencies from 1 GHz to the 10th harmonic of highest fundamental frequency.*
2. *Radiated emissions measured in frequency above 1000MHz were made with an instrument using peak/average detector mode.*
3. *Average test would be performed if the peak result were greater than the average limit or as required by the applicant.*
4. *Data of measurement within this frequency range shown " --- " in the table above means the reading of emissions are attenuated more than 20dB below the permissible limits or the field strength is too small to be measured.*
5. *Measurements above show only up to 6 maximum emissions noted, or would be lesser, with " N/A " remark, if no specific emissions from the EUT are recorded (ie: margin>20dB from the applicable limit) and considered that's already beyond the background noise floor.*
6. *Margin (dB) = Remark result (dBuV/m) – Average limit (dBuV/m).*

## Tx / IEEE 802.11n HT 40 MHz mode / 5710 MHz

### Polarity: Vertical

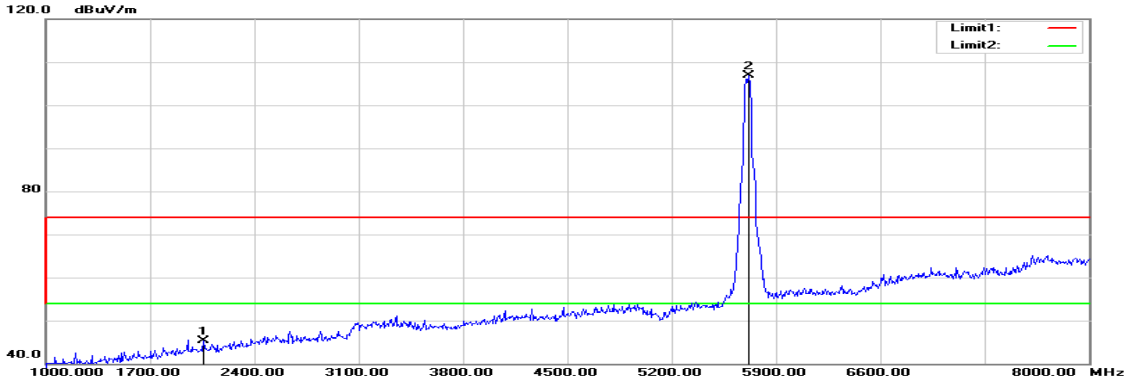


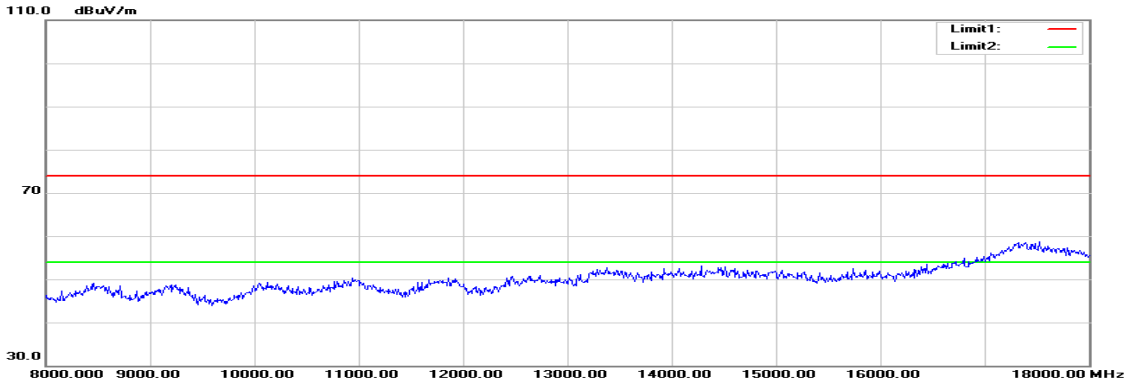


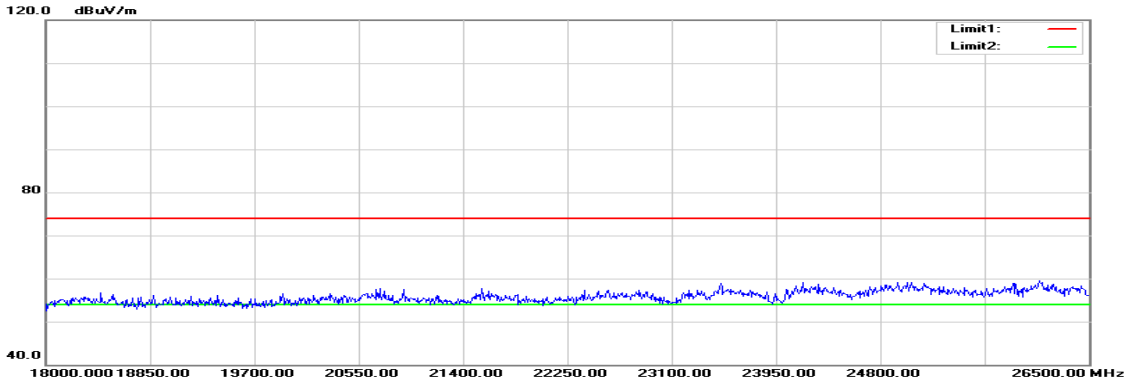

## Polarity: Horizontal

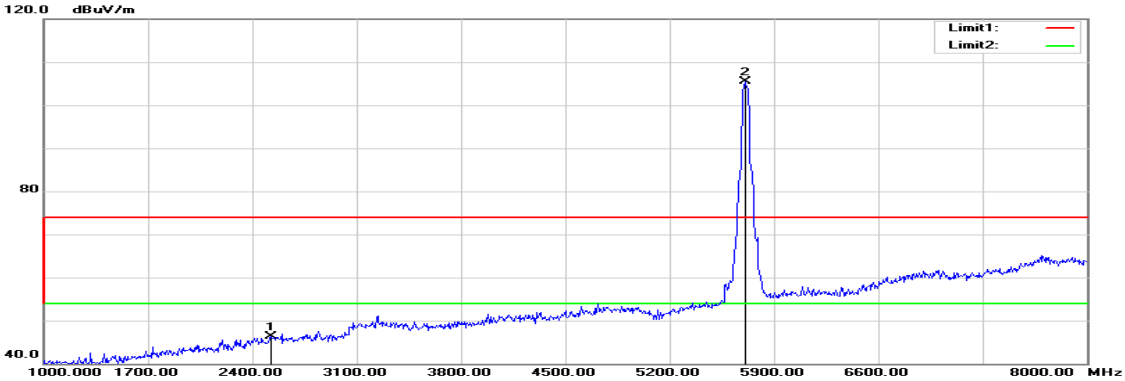


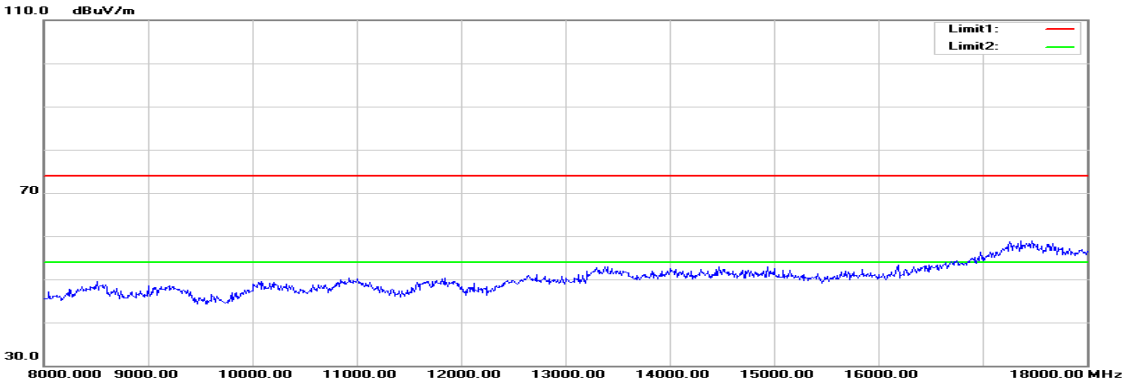


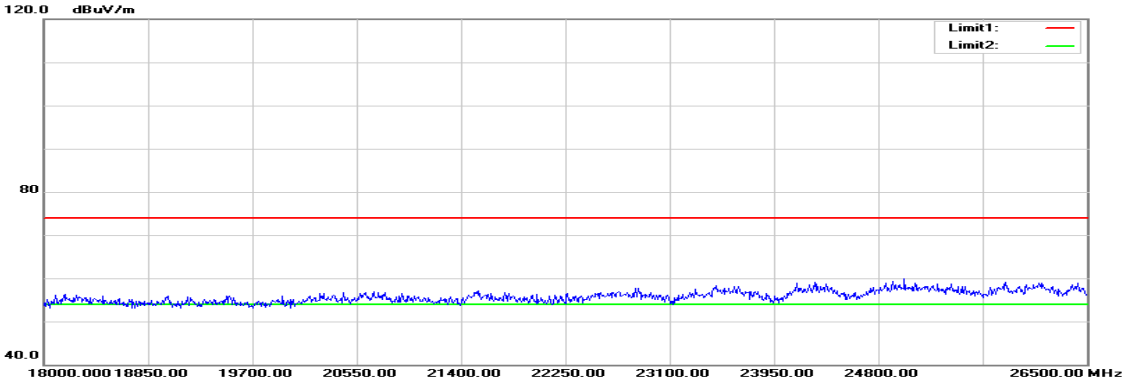

| | | | |
|---|---|---|---|
| **Operation Mode:** | Tx / IEEE 802.11n HT 40 MHz mode / 5710 MHz | **Test Date:** | August 25, 2015 |
| **Temperature:** | 27°C | **Tested by:** | Jason Lu |
| **Humidity:** | 53% RH | **Polarity:** | Ver. / Hor. |

| Frequency (MHz) | Reading (dBuV) | Correction (dB/m) | Result (dBuV/m) | Limit (dBuV/m) | Margin (dB) | Remark | Ant.Pol. (H/V) |
|---|---|---|---|---|---|---|---|
| 2057.000 | 50.18 | -4.94 | 45.24 | 74.00 | -28.76 | peak | V |
| N/A | | | | | | | |
| | | | | | | | |
| | | | | | | | |
| | | | | | | | |
| | | | | | | | |
| 2526.000 | 49.29 | -3.07 | 46.22 | 74.00 | -27.78 | peak | H |
| N/A | | | | | | | |
| | | | | | | | |
| | | | | | | | |
| | | | | | | | |
| | | | | | | | |

***Remark:***

1. *Measuring frequencies from 1 GHz to the 10th harmonic of highest fundamental frequency.*
2. *Radiated emissions measured in frequency above 1000MHz were made with an instrument using peak/average detector mode.*
3. *Average test would be performed if the peak result were greater than the average limit or as required by the applicant.*
4. *Data of measurement within this frequency range shown " --- " in the table above means the reading of emissions are attenuated more than 20dB below the permissible limits or the field strength is too small to be measured.*
5. *Measurements above show only up to 6 maximum emissions noted, or would be lesser, with " N/A " remark, if no specific emissions from the EUT are recorded (ie: margin>20dB from the applicable limit) and considered that's already beyond the background noise floor.*
6. *Margin (dB) = Remark result (dBuV/m) – Average limit (dBuV/m).*

## Tx / IEEE 802.11ac VHT 80 MHz mode / 5530 MHz

### Polarity: Vertical

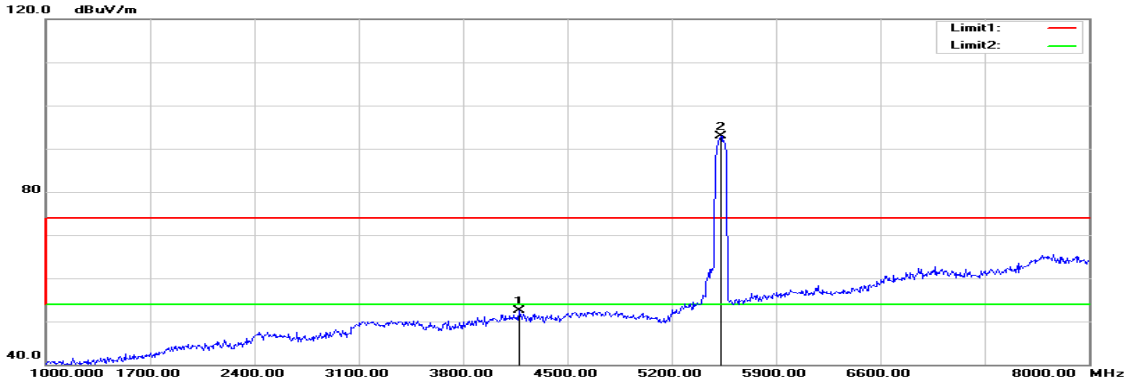


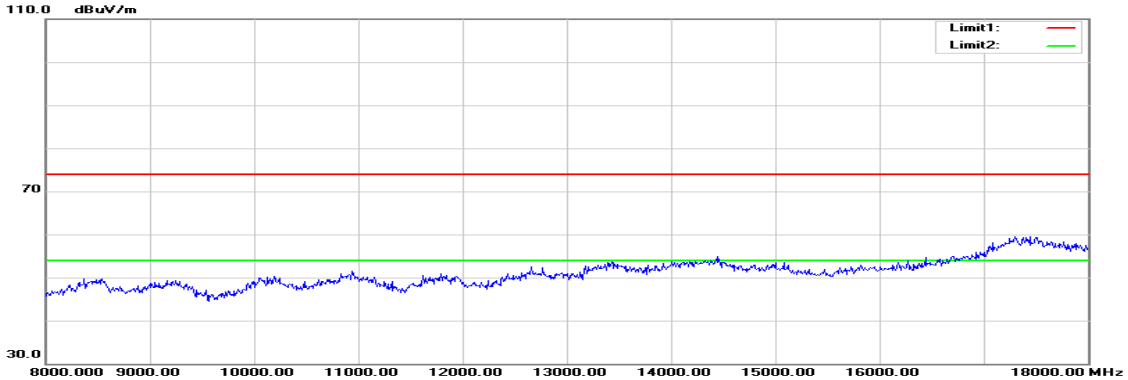


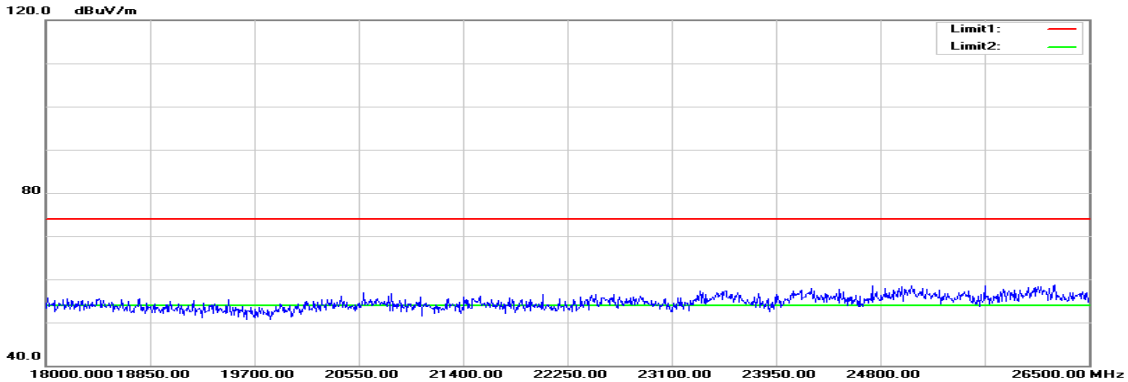

## Polarity: Horizontal

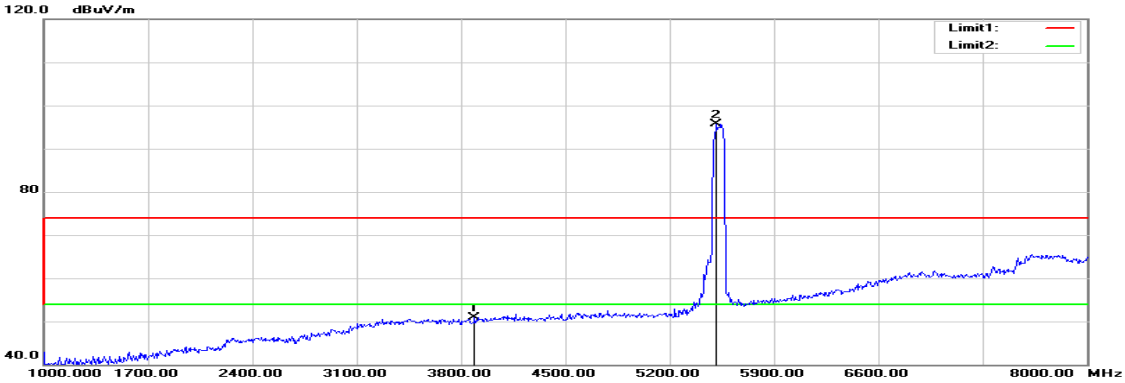


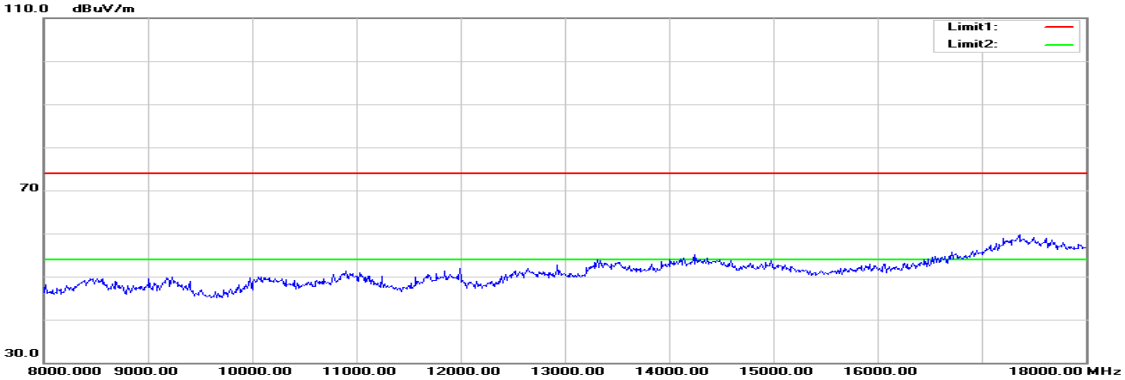


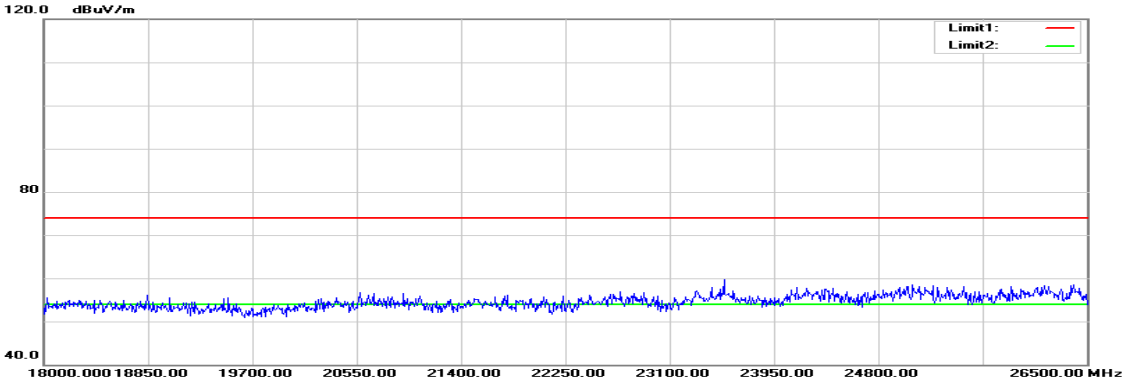

| | | | |
|---|---|---|---|
| **Operation Mode:** | Tx / IEEE 802.11ac VHT 80 MHz mode / 5530 MHz | **Test Date:** | August 25, 2015 |
| **Temperature:** | 27°C | **Tested by:** | Jason Lu |
| **Humidity:** | 53% RH | **Polarity:** | Ver. / Hor. |

| Frequency (MHz) | Reading (dBuV) | Correction (dB/m) | Result (dBuV/m) | Limit (dBuV/m) | Margin (dB) | Remark | Ant.Pol. (H/V) |
|---|---|---|---|---|---|---|---|
| 4178.000 | 50.55 | 1.90 | 52.45 | 74.00 | -21.55 | peak | V |
| N/A | | | | | | | |
| | | | | | | | |
| | | | | | | | |
| | | | | | | | |
| | | | | | | | |
| 3891.000 | 50.06 | 0.76 | 50.82 | 74.00 | -23.18 | peak | H |
| N/A | | | | | | | |
| | | | | | | | |
| | | | | | | | |
| | | | | | | | |
| | | | | | | | |

***Remark:***

1. *Measuring frequencies from 1 GHz to the 10th harmonic of highest fundamental frequency.*
2. *Radiated emissions measured in frequency above 1000MHz were made with an instrument using peak/average detector mode.*
3. *Average test would be performed if the peak result were greater than the average limit or as required by the applicant.*
4. *Data of measurement within this frequency range shown " --- " in the table above means the reading of emissions are attenuated more than 20dB below the permissible limits or the field strength is too small to be measured.*
5. *Measurements above show only up to 6 maximum emissions noted, or would be lesser, with " N/A " remark, if no specific emissions from the EUT are recorded (ie: margin>20dB from the applicable limit) and considered that's already beyond the background noise floor.*
6. *Margin (dB) = Remark result (dBuV/m) – Average limit (dBuV/m).*

## Tx / IEEE 802.11ac VHT 80 MHz mode / 5610 MHz

### Polarity: Vertical

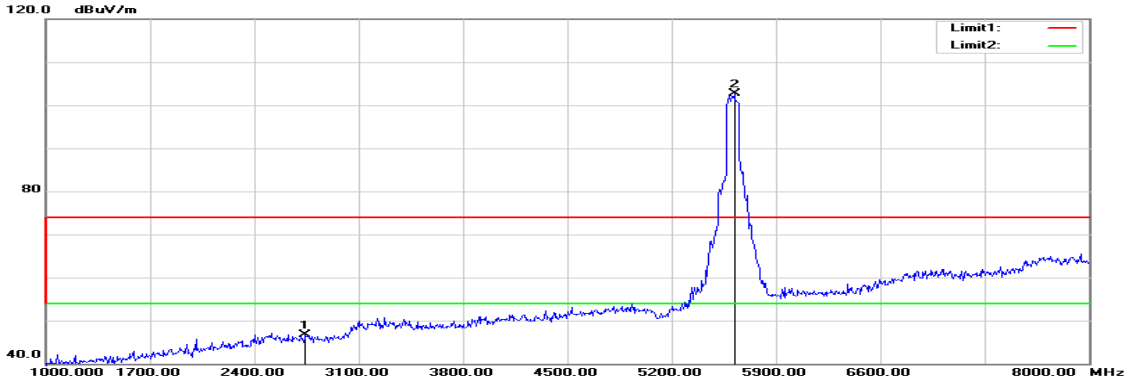


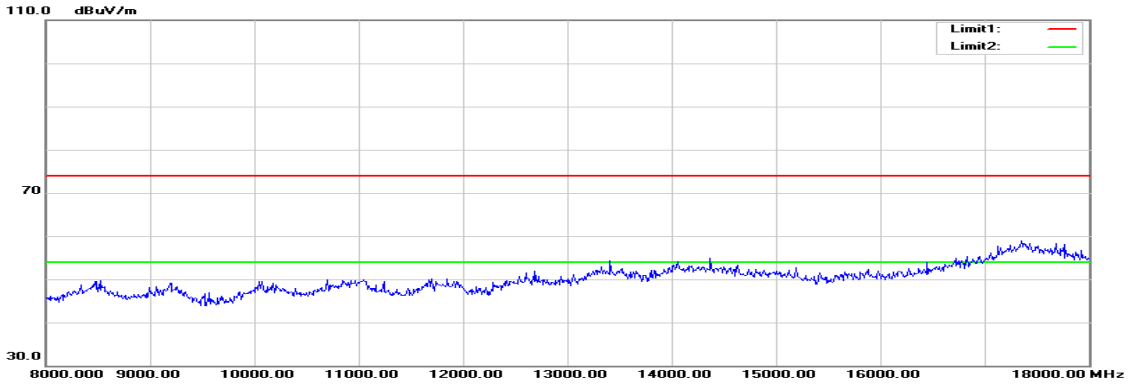


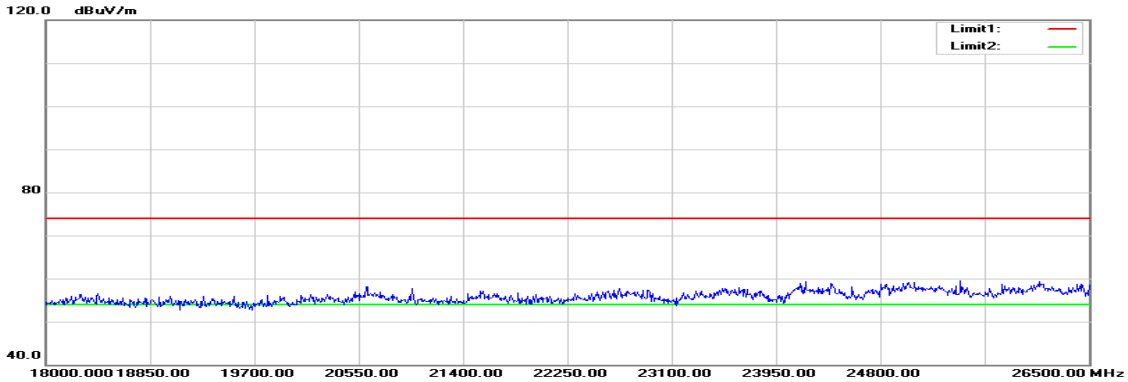

## Polarity: Horizontal

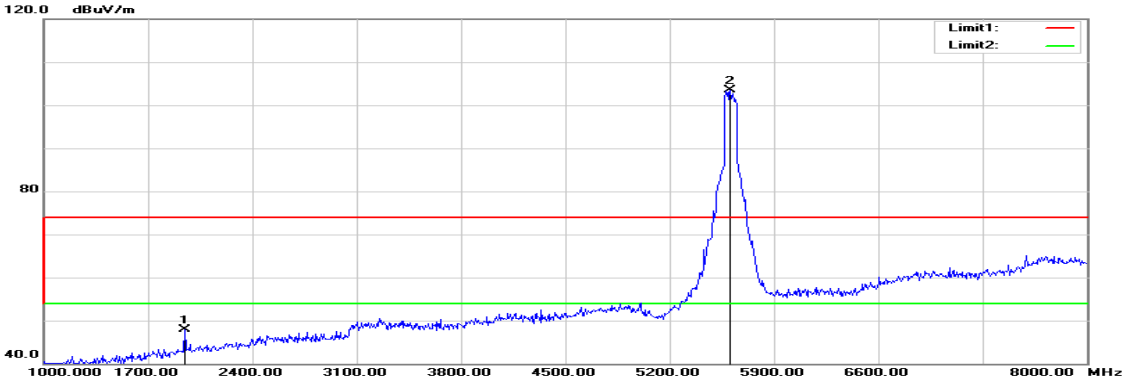


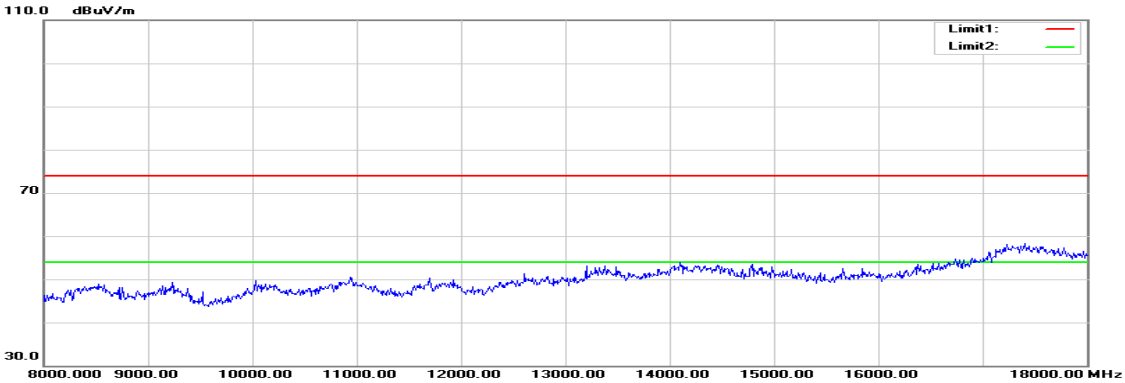


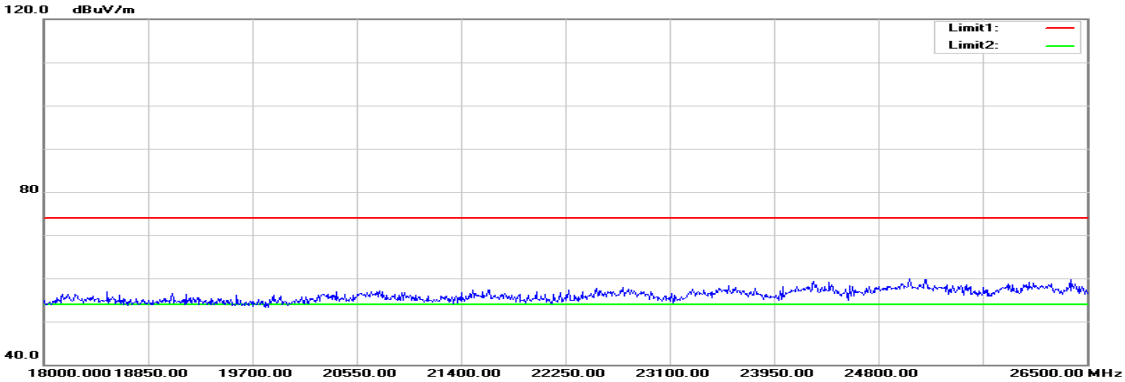

| | | | |
|---|---|---|---|
| **Operation Mode:** | Tx / IEEE 802.11ac VHT 80 MHz mode / 5610 MHz | **Test Date:** | August 25, 2015 |
| **Temperature:** | 27°C | **Tested by:** | Jason Lu |
| **Humidity:** | 53% RH | **Polarity:** | Ver. / Hor. |

| Frequency (MHz) | Reading (dBuV) | Correction (dB/m) | Result (dBuV/m) | Limit (dBuV/m) | Margin (dB) | Remark | Ant.Pol. (H/V) |
|---|---|---|---|---|---|---|---|
| 2743.000 | 49.35 | -2.63 | 46.72 | 74.00 | -27.28 | peak | V |
| N/A | | | | | | | |
| | | | | | | | |
| | | | | | | | |
| | | | | | | | |
| | | | | | | | |
| 1945.000 | 53.02 | -5.17 | 47.85 | 74.00 | -26.15 | peak | H |
| N/A | | | | | | | |
| | | | | | | | |
| | | | | | | | |
| | | | | | | | |
| | | | | | | | |

***Remark:***

1. *Measuring frequencies from 1 GHz to the 10th harmonic of highest fundamental frequency.*
2. *Radiated emissions measured in frequency above 1000MHz were made with an instrument using peak/average detector mode.*
3. *Average test would be performed if the peak result were greater than the average limit or as required by the applicant.*
4. *Data of measurement within this frequency range shown " --- " in the table above means the reading of emissions are attenuated more than 20dB below the permissible limits or the field strength is too small to be measured.*
5. *Measurements above show only up to 6 maximum emissions noted, or would be lesser, with " N/A " remark, if no specific emissions from the EUT are recorded (ie: margin>20dB from the applicable limit) and considered that's already beyond the background noise floor.*
6. *Margin (dB) = Remark result (dBuV/m) – Average limit (dBuV/m).*

## Tx / IEEE 802.11ac VHT 80 MHz mode / 5690 MHz

### Polarity: Vertical

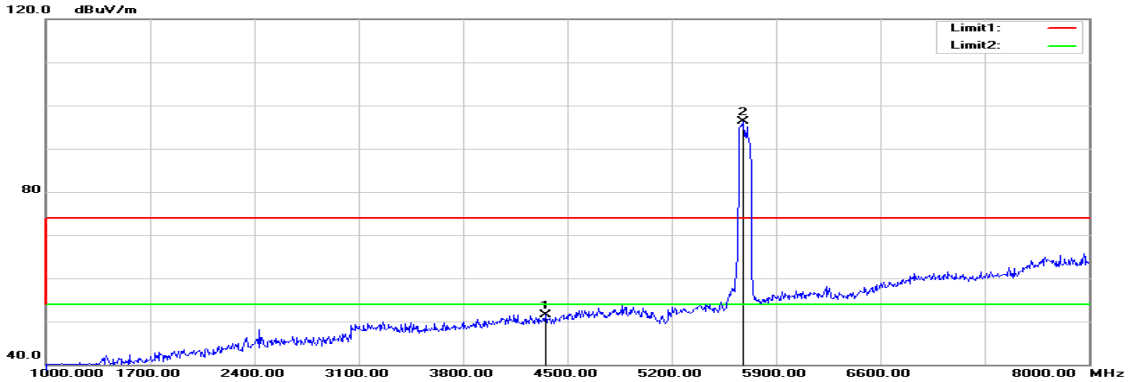


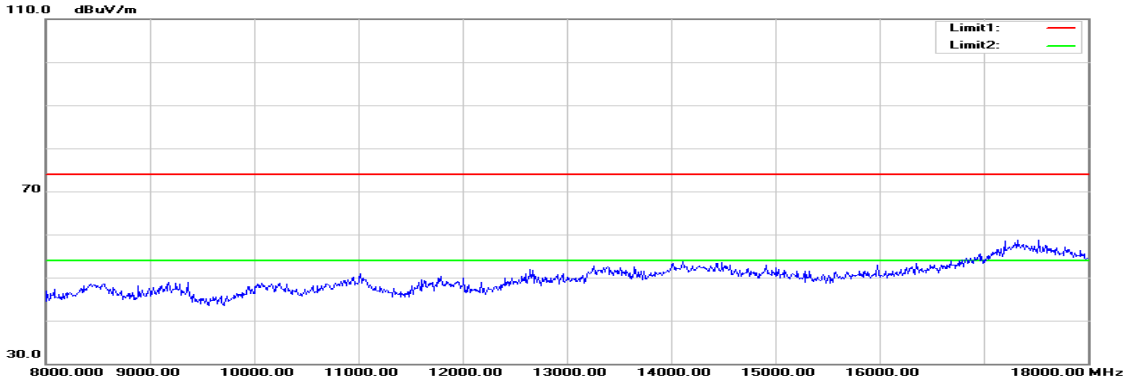


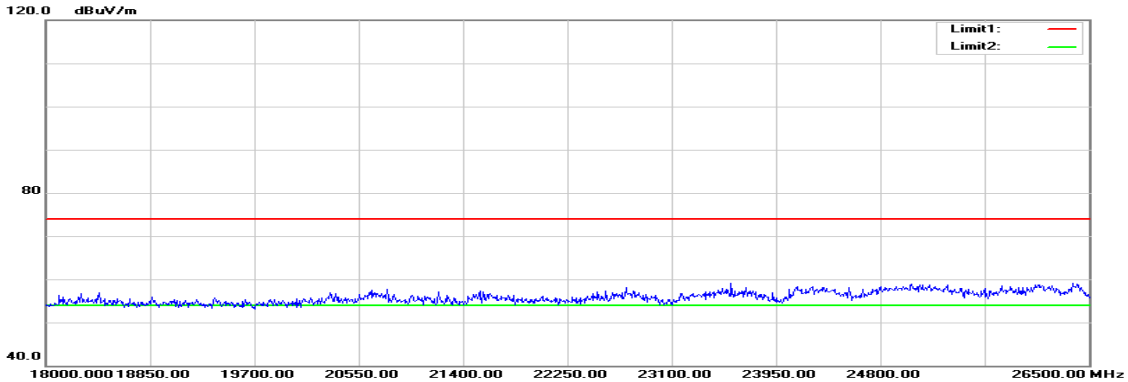

## Polarity: Horizontal

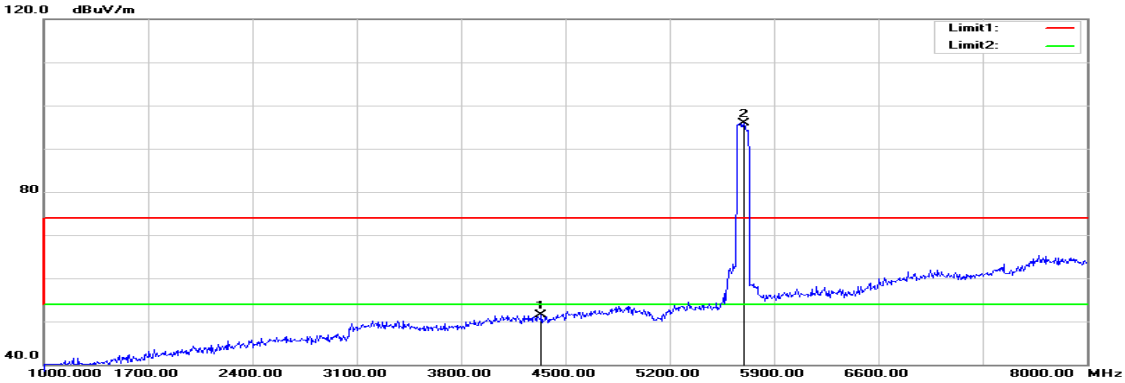


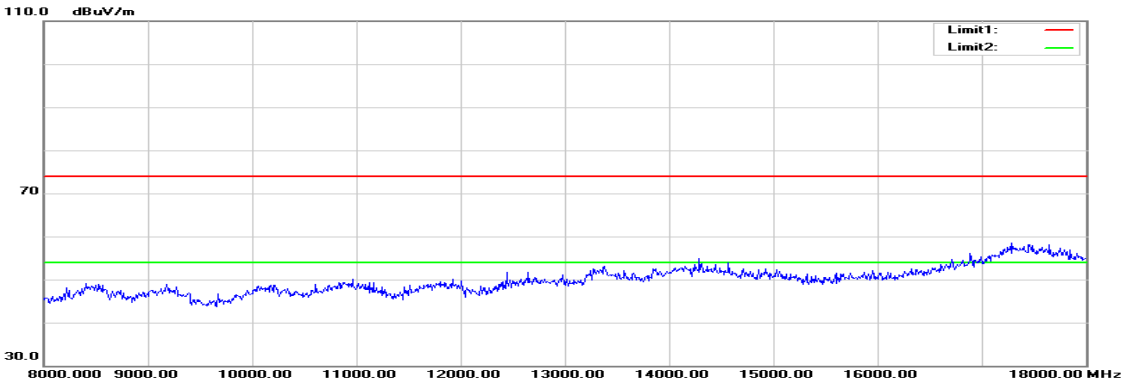


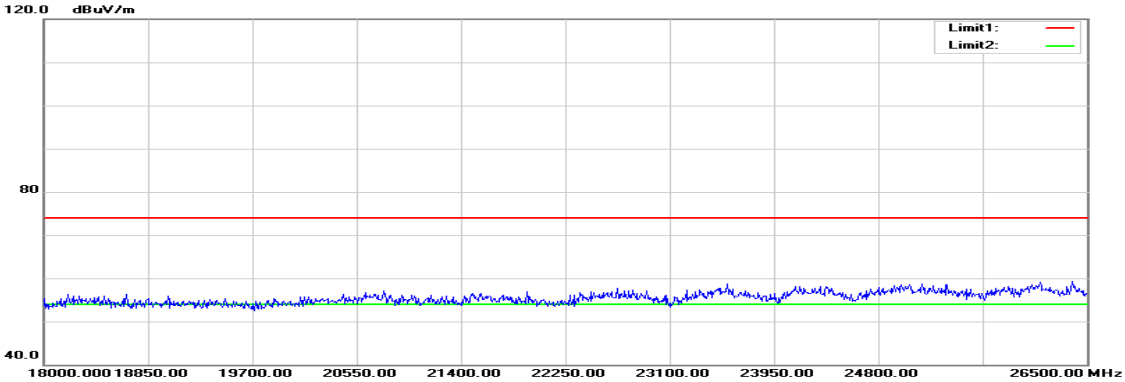

| | | | |
|---|---|---|---|
| **Operation Mode:** | Tx / IEEE 802.11ac VHT 80 MHz mode / 5690 MHz | **Test Date:** | August 25, 2015 |
| **Temperature:** | 27°C | **Tested by:** | Jason Lu |
| **Humidity:** | 53% RH | **Polarity:** | Ver. / Hor. |

| Frequency (MHz) | Reading (dBuV) | Correction (dB/m) | Result (dBuV/m) | Limit (dBuV/m) | Margin (dB) | Remark | Ant.Pol. (H/V) |
|---|---|---|---|---|---|---|---|
| 4353.000 | 49.01 | 2.56 | 51.57 | 74.00 | -22.43 | peak | V |
| N/A | | | | | | | |
| | | | | | | | |
| | | | | | | | |
| | | | | | | | |
| | | | | | | | |
| 4339.000 | 49.08 | 2.51 | 51.59 | 74.00 | -22.41 | peak | H |
| N/A | | | | | | | |
| | | | | | | | |
| | | | | | | | |
| | | | | | | | |
| | | | | | | | |

***Remark:***

1. *Measuring frequencies from 1 GHz to the 10th harmonic of highest fundamental frequency.*
2. *Radiated emissions measured in frequency above 1000MHz were made with an instrument using peak/average detector mode.*
3. *Average test would be performed if the peak result were greater than the average limit or as required by the applicant.*
4. *Data of measurement within this frequency range shown " --- " in the table above means the reading of emissions are attenuated more than 20dB below the permissible limits or the field strength is too small to be measured.*
5. *Measurements above show only up to 6 maximum emissions noted, or would be lesser, with " N/A " remark, if no specific emissions from the EUT are recorded (ie: margin>20dB from the applicable limit) and considered that's already beyond the background noise floor.*
6. *Margin (dB) = Remark result (dBuV/m) – Average limit (dBuV/m).*