802.11a_(6Mbps)_1TX

5700MHz_TX

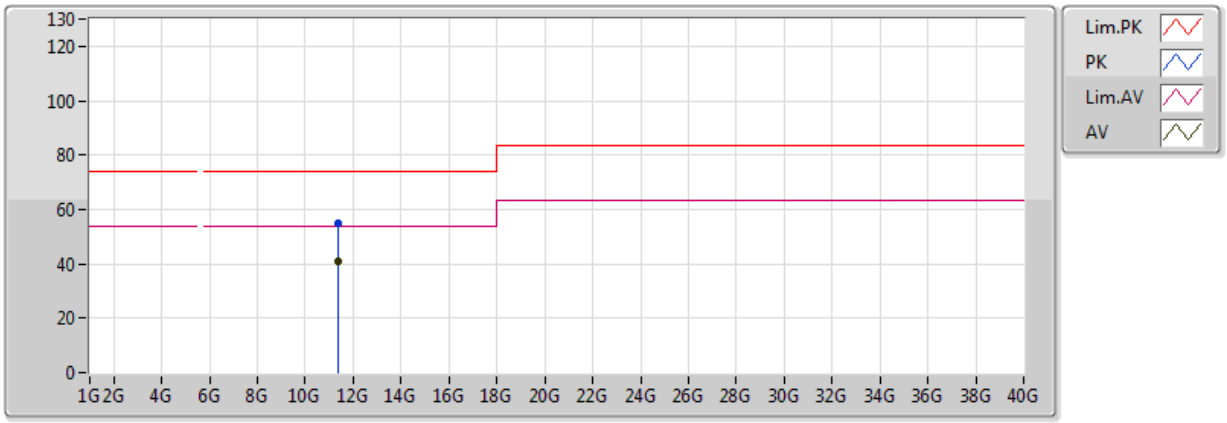

EUT=Z
ANT=Y
ANT=ANT A

Type	Freq(Hz)	Level(dBuV/m)	Limit(dBuV/m)	Margin(dB)	Factor(dB)	Dist(m)	Pol.(H/V)	Azimuth(°)	Height(m)	Comments
AV	11.4G	41.05	54.00	-12.95	13.37	3	H	246	1.50	-
PK	11.4G	54.74	74.00	-19.26	13.37	3	H	246	1.50	-

802.11a_(6Mbps)_1TX

5745MHz_TX

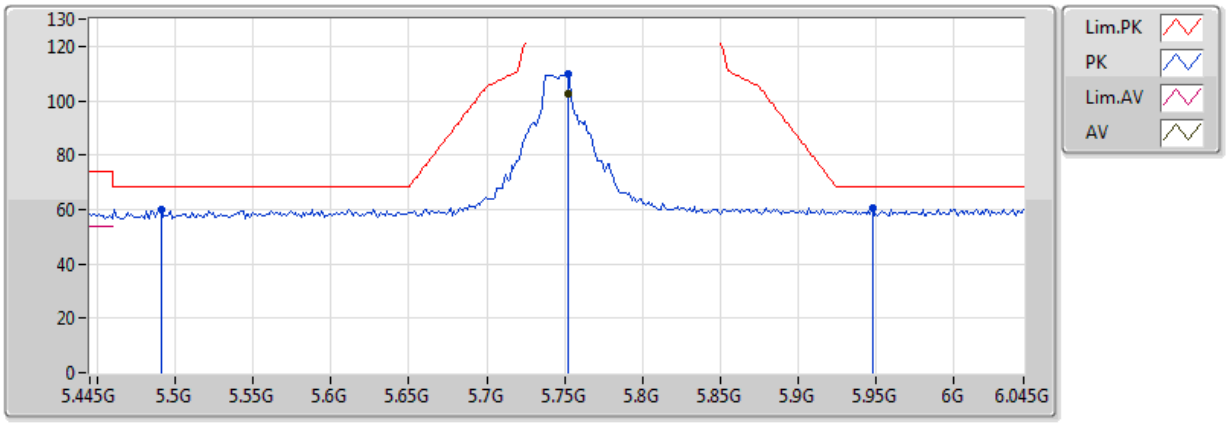

EUT=Z
ANT=Y
ANT=ANT A

Type	Freq(Hz)	Level(dBuV/m)	Limit(dBuV/m)	Margin(dB)	Factor(dB)	Dist(m)	Pol.(H/V)	Azimuth(°)	Height(m)	Comments
AV	5.7522G	102.35	Inf	-Inf	8.43	3	V	4	1.50	-
PK	5.4906G	59.92	68.20	-8.28	8.00	3	V	4	1.50	-
PK	5.7522G	109.98	Inf	-Inf	8.43	3	V	4	1.50	-
PK	5.9478G	60.33	68.20	-7.87	8.75	3	V	4	1.50	-

802.11a_(6Mbps)_1TX

5745MHz_TX

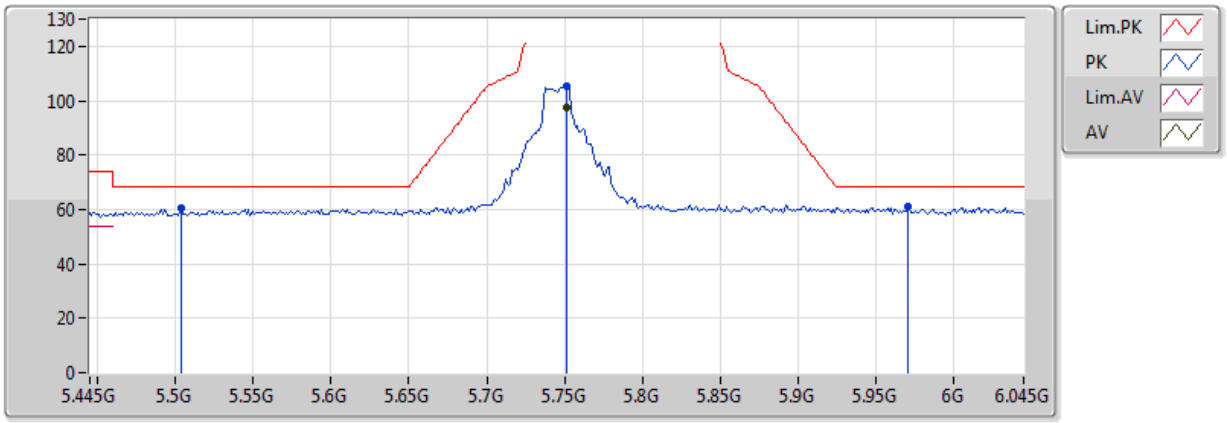

EUT=Z
ANT=Y
ANT=ANT A

Type	Freq(Hz)	Level(dBuV/m)	Limit(dBuV/m)	Margin(dB)	Factor(dB)	Dist(m)	Pol.(H/V)	Azimuth(°)	Height(m)	Comments
AV	5.751G	97.33	Inf	-Inf	8.43	3	H	50	1.23	-
PK	5.5038G	60.75	68.20	-7.45	8.03	3	H	50	1.23	-
PK	5.751G	105.31	Inf	-Inf	8.43	3	H	50	1.23	-
PK	5.9706G	60.84	68.20	-7.36	8.78	3	H	50	1.23	-

802.11a_(6Mbps)_1TX

5745MHz_TX

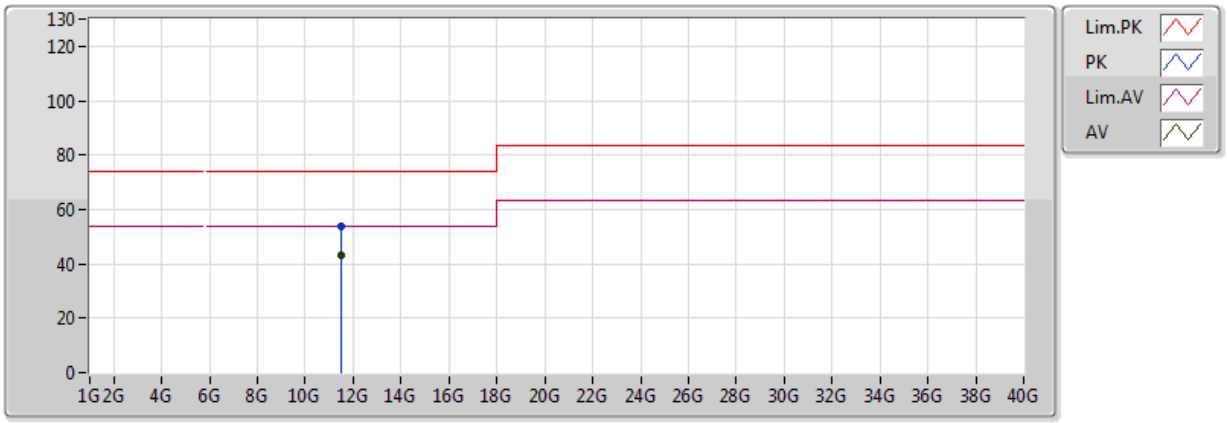

EUT=Z
ANT=Y
ANT=ANT A

Type	Freq(Hz)	Level(dBuV/m)	Limit(dBuV/m)	Margin(dB)	Factor(dB)	Dist(m)	Pol.(H/V)	Azimuth(°)	Height(m)	Comments
AV	11.49G	42.88	54.00	-11.12	13.26	3	V	316	1.50	-
PK	11.49G	53.98	74.00	-20.02	13.26	3	V	316	1.50	-

802.11a_(6Mbps)_1TX

5745MHz_TX

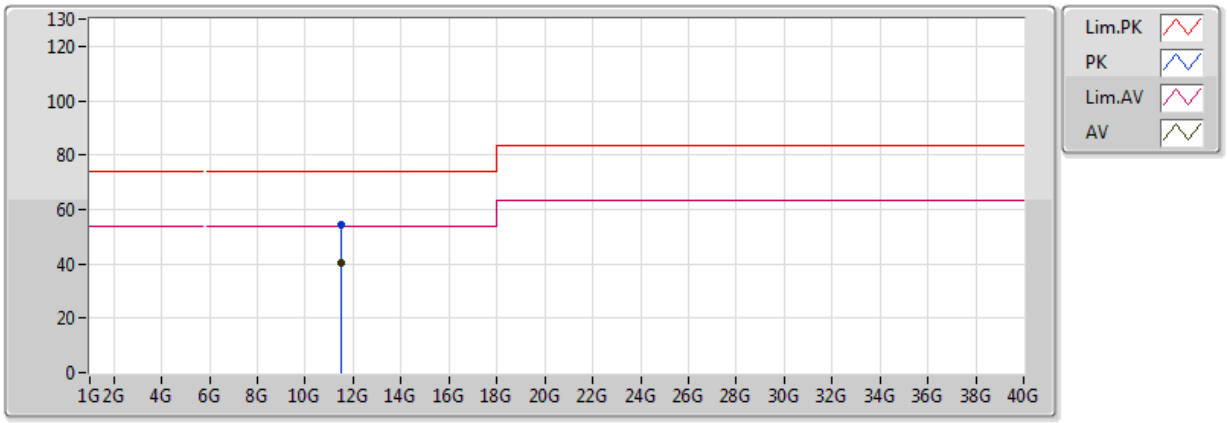

EUT=Z
ANT=Y
ANT=ANT A

Type	Freq(Hz)	Level(dBuV/m)	Limit(dBuV/m)	Margin(dB)	Factor(dB)	Dist(m)	Pol.(H/V)	Azimuth(°)	Height(m)	Comments
AV	11.49G	40.40	54.00	-13.60	13.26	3	H	360	1.50	-
PK	11.49G	54.29	74.00	-19.71	13.26	3	H	360	1.50	-

802.11a_(6Mbps)_1TX

5785MHz_TX

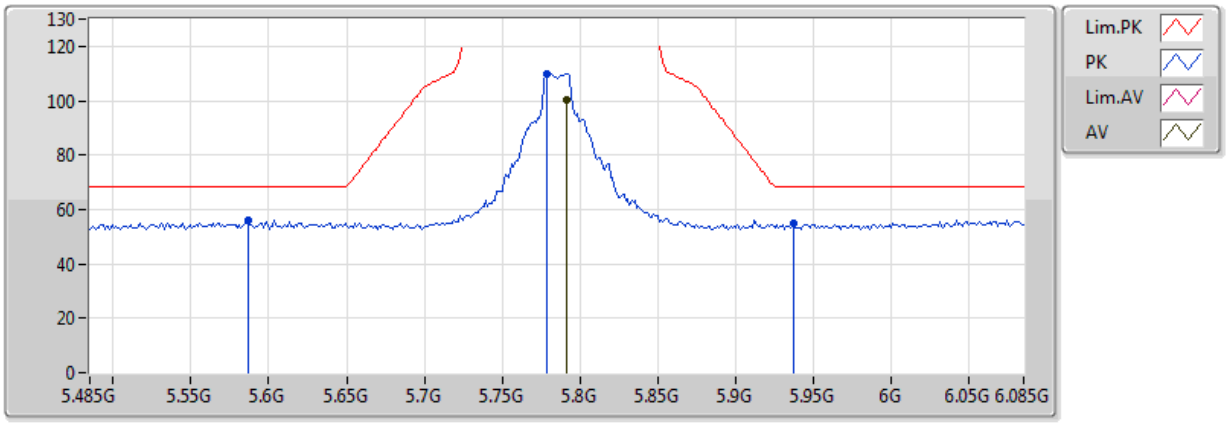

EUT=Z
ANT=Y
ANT=ANT A

Type	Freq(Hz)	Level(dBuV/m)	Limit(dBuV/m)	Margin(dB)	Factor(dB)	Dist(m)	Pol.(H/V)	Azimuth(°)	Height(m)	Comments
AV	5.791G	100.38	Inf	-Inf	3.63	3	V	13	3.00	-
PK	5.779G	109.93	Inf	-Inf	3.61	3	V	13	3.00	-
PK	5.587G	55.98	68.20	-12.22	3.25	3	V	13	3.00	-
PK	5.9374G	54.68	68.20	-13.52	3.90	3	V	13	3.00	-

802.11a_(6Mbps)_1TX

5785MHz_TX

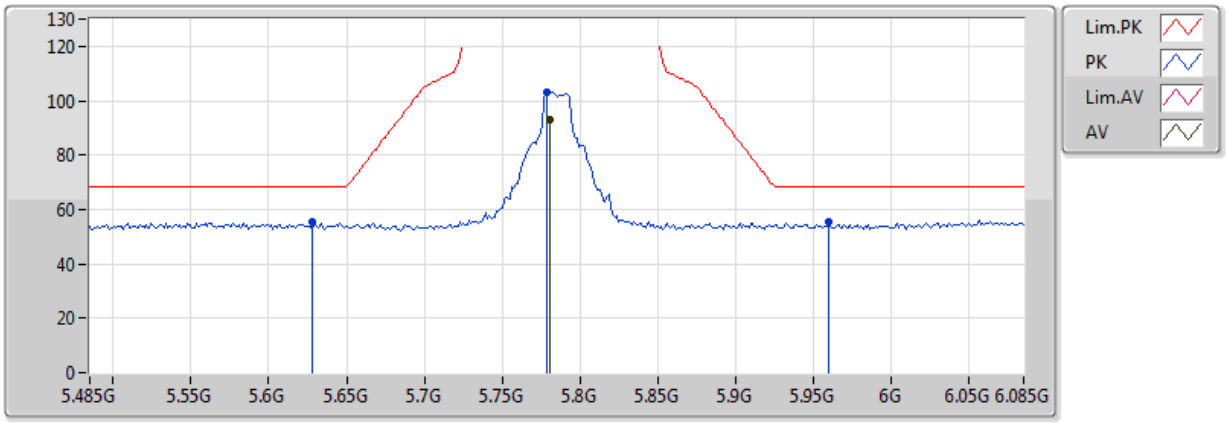

EUT=Z
ANT=Y
ANT=ANT A

Type	Freq(Hz)	Level(dBuV/m)	Limit(dBuV/m)	Margin(dB)	Factor(dB)	Dist(m)	Pol.(H/V)	Azimuth(°)	Height(m)	Comments
AV	5.7802G	93.19	Inf	-Inf	3.61	3	H	220	3.21	-
PK	5.779G	103.23	Inf	-Inf	3.61	3	H	220	3.21	-
PK	5.6278G	55.20	68.20	-13.00	3.32	3	H	220	3.21	-
PK	5.9602G	55.32	68.20	-12.88	3.94	3	H	220	3.21	-

802.11a_(6Mbps)_1TX

5785MHz_TX

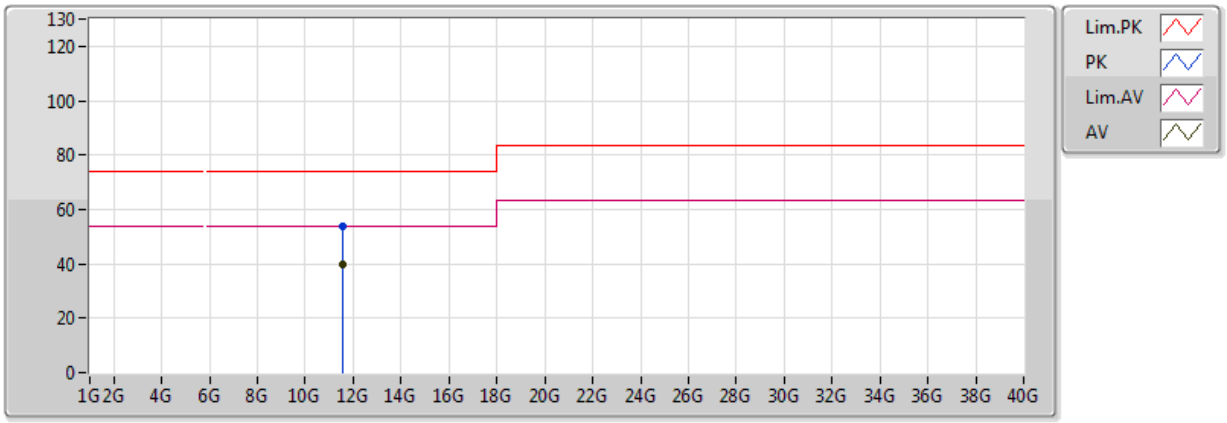

EUT=Z
ANT=Y
ANT=ANT A

Type	Freq(Hz)	Level(dBuV/m)	Limit(dBuV/m)	Margin(dB)	Factor(dB)	Dist(m)	Pol.(H/V)	Azimuth(°)	Height(m)	Comments
AV	11.57G	39.82	54.00	-14.18	13.16	3	V	33	1.50	-
PK	11.57G	53.67	74.00	-20.33	13.16	3	V	33	1.50	-

802.11a_(6Mbps)_1TX

5785MHz_TX

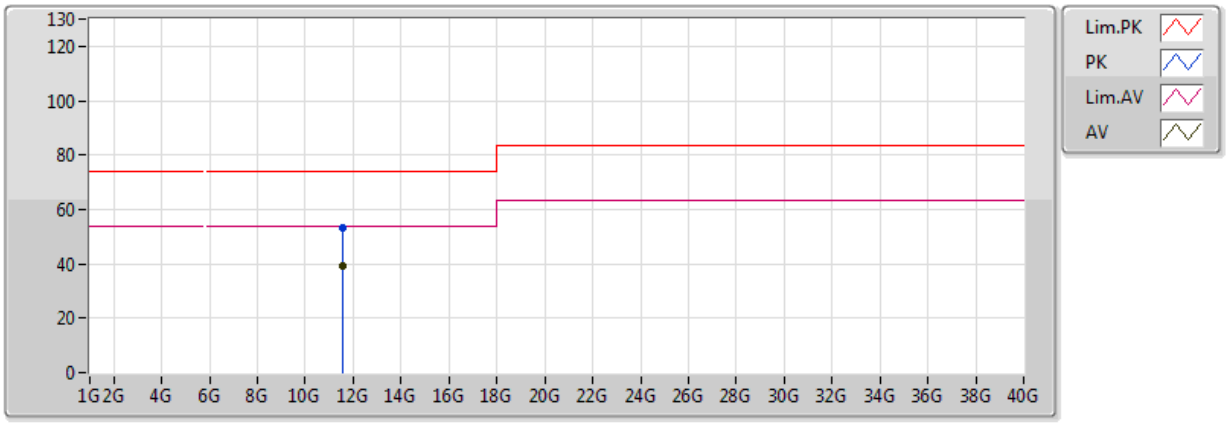

EUT=Z
ANT=Y
ANT=ANT A

Type	Freq(Hz)	Level(dBuV/m)	Limit(dBuV/m)	Margin(dB)	Factor(dB)	Dist(m)	Pol.(H/V)	Azimuth(°)	Height(m)	Comments
AV	11.57G	39.48	54.00	-14.52	13.16	3	H	222	1.50	-
PK	11.57G	53.29	74.00	-20.71	13.16	3	H	222	1.50	-

802.11a_(6Mbps)_1TX

5825MHz_TX

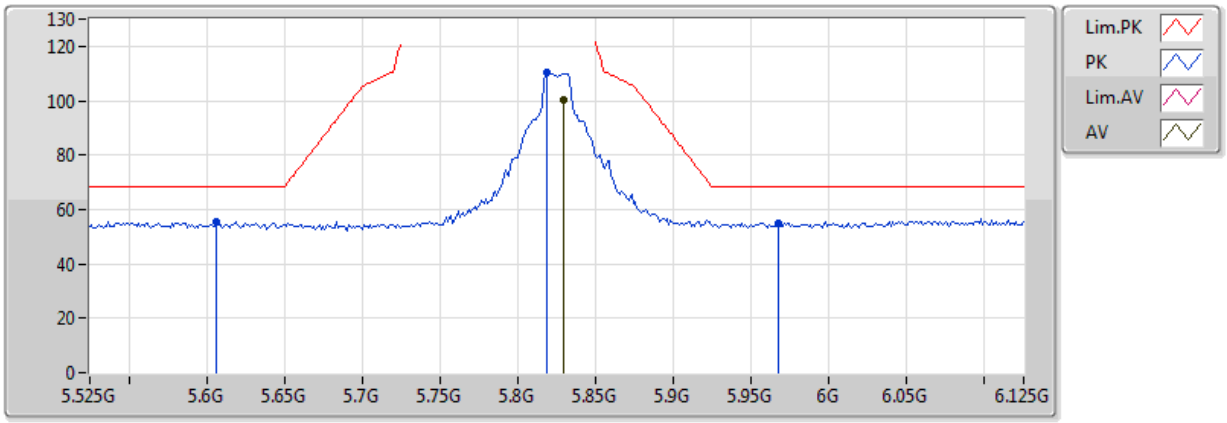

EUT=Z
ANT=Y
ANT=ANT A

Type	Freq(Hz)	Level(dBuV/m)	Limit(dBuV/m)	Margin(dB)	Factor(dB)	Dist(m)	Pol.(H/V)	Azimuth(°)	Height(m)	Comments
AV	5.8298G	100.21	Inf	-Inf	3.70	3	V	344	2.85	-
PK	5.819G	110.13	Inf	-Inf	3.68	3	V	344	2.85	-
PK	5.6066G	55.44	68.20	-12.76	3.28	3	V	344	2.85	-
PK	5.9678G	54.95	68.20	-13.25	3.96	3	V	344	2.85	-

802.11a_(6Mbps)_1TX

5825MHz_TX

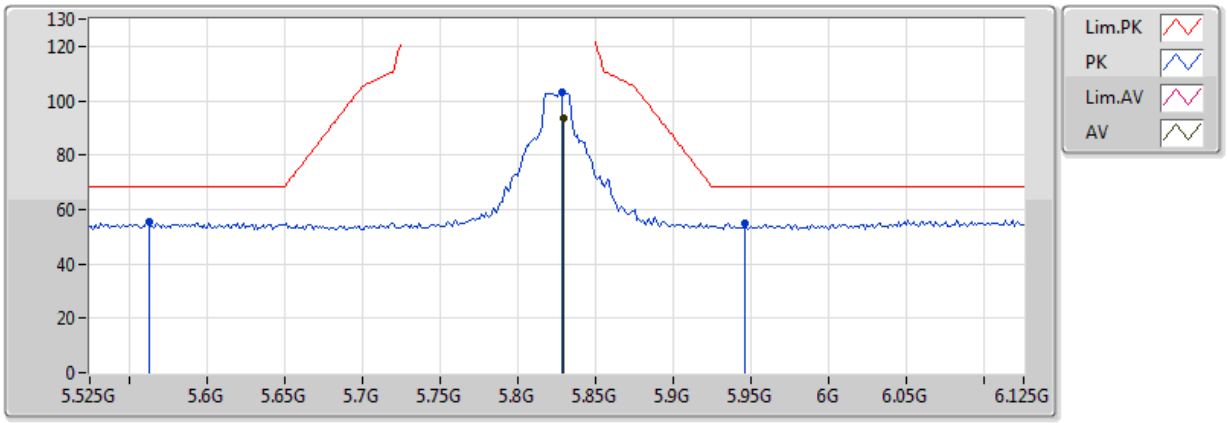

EUT=Z
ANT=Y
ANT=ANT A

Type	Freq(Hz)	Level(dBuV/m)	Limit(dBuV/m)	Margin(dB)	Factor(dB)	Dist(m)	Pol.(H/V)	Azimuth(°)	Height(m)	Comments
AV	5.8298G	93.48	Inf	-Inf	3.70	3	H	64	1.14	-
PK	5.8286G	102.83	Inf	-Inf	3.70	3	H	64	1.14	-
PK	5.5634G	55.48	68.20	-12.72	3.20	3	H	64	1.14	-
PK	5.9462G	55.05	68.20	-13.15	3.92	3	H	64	1.14	-

802.11a_(6Mbps)_1TX

5825MHz_TX

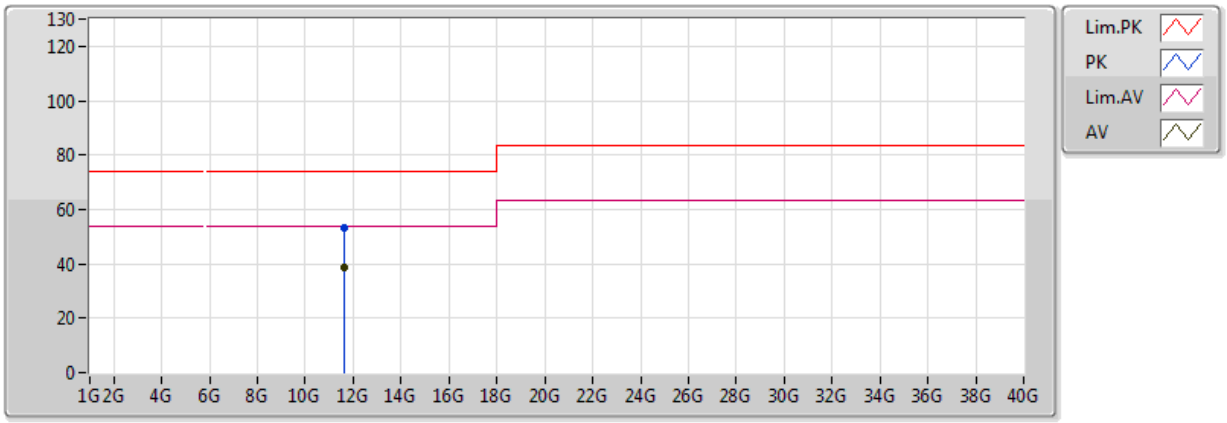

EUT=Z
ANT=Y
ANT=ANT A

Type	Freq(Hz)	Level(dBuV/m)	Limit(dBuV/m)	Margin(dB)	Factor(dB)	Dist(m)	Pol.(H/V)	Azimuth(°)	Height(m)	Comments
AV	11.65G	38.88	54.00	-15.12	13.05	3	V	123	1.50	-
PK	11.65G	53.10	74.00	-20.90	13.05	3	V	123	1.50	-

802.11a_(6Mbps)_1TX

5825MHz_TX

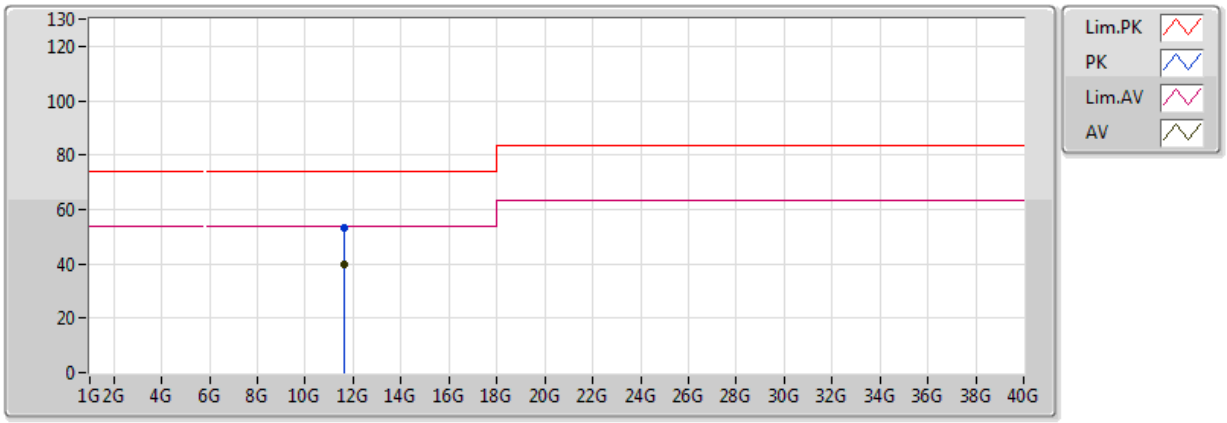

EUT=Z
ANT=Y
ANT=ANT A

Type	Freq(Hz)	Level(dBuV/m)	Limit(dBuV/m)	Margin(dB)	Factor(dB)	Dist(m)	Pol.(H/V)	Azimuth(°)	Height(m)	Comments
AV	11.65G	39.55	54.00	-14.45	13.05	3	H	257	1.50	-
PK	11.65G	53.15	74.00	-20.85	13.05	3	H	257	1.50	-

802.11ac VHT20_Nss1,(MCS0)_2TX

5180MHz_TX

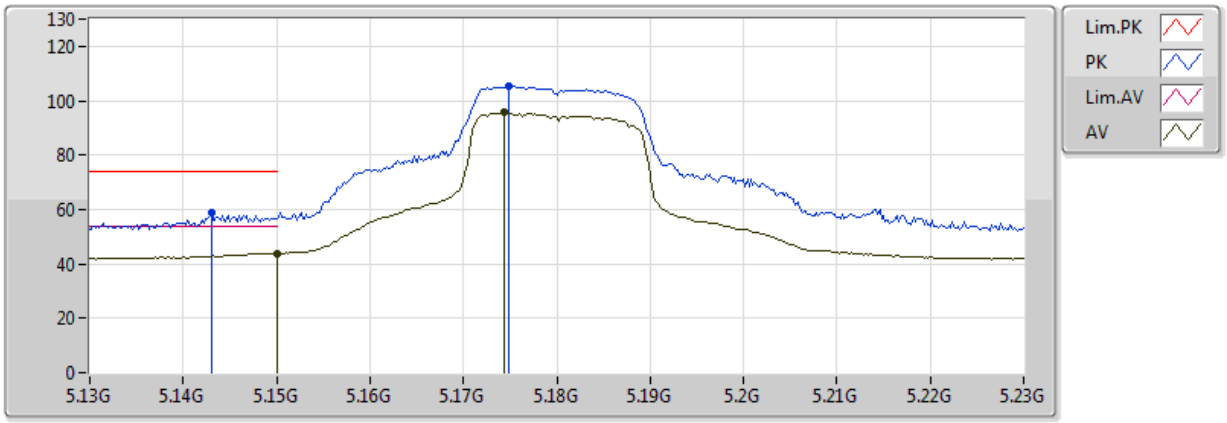

EUT=Z
ANT=Y
ANT= ANT A+ANT B

Type	Freq(Hz)	Level(dBuV/m)	Limit(dBuV/m)	Margin(dB)	Factor(dB)	Dist(m)	Pol.(H/V)	Azimuth(°)	Height(m)	Comments
AV	5.1744G	95.59	Inf	-Inf	2.72	3	V	229	1.41	-
AV	5.149995G	43.79	54.00	-10.21	2.69	3	V	229	1.41	-
PK	5.1748G	105.25	Inf	-Inf	2.72	3	V	229	1.41	-
PK	5.143G	58.66	74.00	-15.34	2.68	3	V	229	1.41	-

802.11ac VHT20_Nss1,(MCS0)_2TX

5180MHz_TX

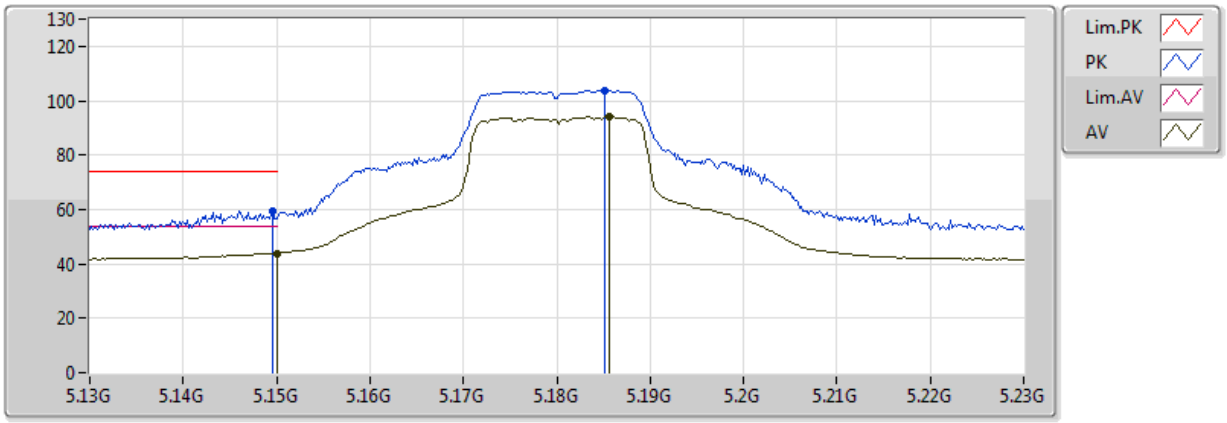

EUT=Z
ANT=Y
ANT= ANT A+ANT B

Type	Freq(Hz)	Level(dBuV/m)	Limit(dBuV/m)	Margin(dB)	Factor(dB)	Dist(m)	Pol.(H/V)	Azimuth(°)	Height(m)	Comments
AV	5.1856G	94.25	Inf	-Inf	2.73	3	H	327	2.75	-
AV	5.149995G	43.97	54.00	-10.03	2.69	3	H	327	2.75	-
PK	5.1852G	103.88	Inf	-Inf	2.73	3	H	327	2.75	-
PK	5.1496G	59.53	74.00	-14.47	2.69	3	H	327	2.75	-

802.11ac VHT20_Nss1,(MCS0)_2TX

5180MHz_TX

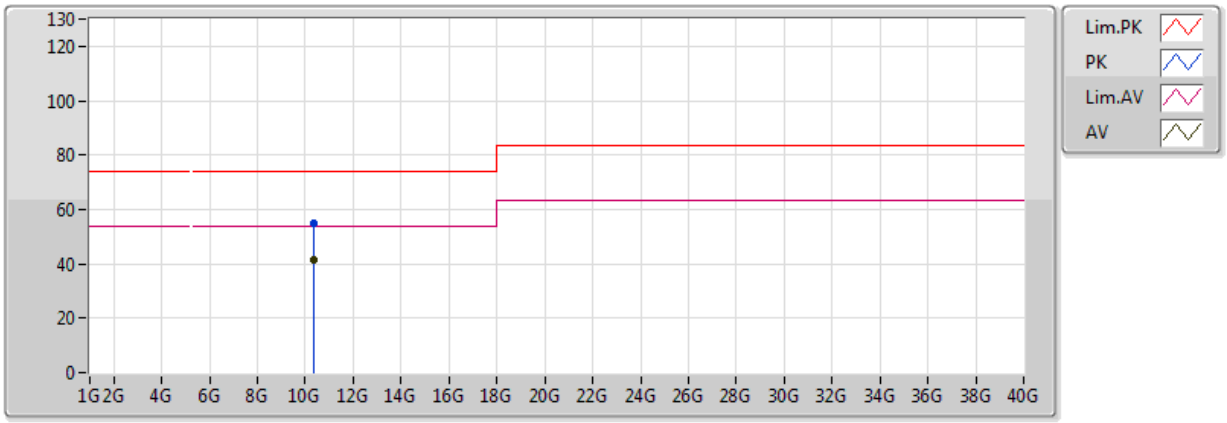

EUT=Z
ANT=Y
ANT= ANT A+ANT B

Type	Freq(Hz)	Level(dBuV/m)	Limit(dBuV/m)	Margin(dB)	Factor(dB)	Dist(m)	Pol.(H/V)	Azimuth(°)	Height(m)	Comments
AV	10.36G	41.22	54.00	-12.78	12.30	3	V	342	3.61	-
PK	10.36G	55.03	74.00	-18.97	12.30	3	V	342	3.61	-

802.11ac VHT20_Nss1,(MCS0)_2TX

5180MHz_TX

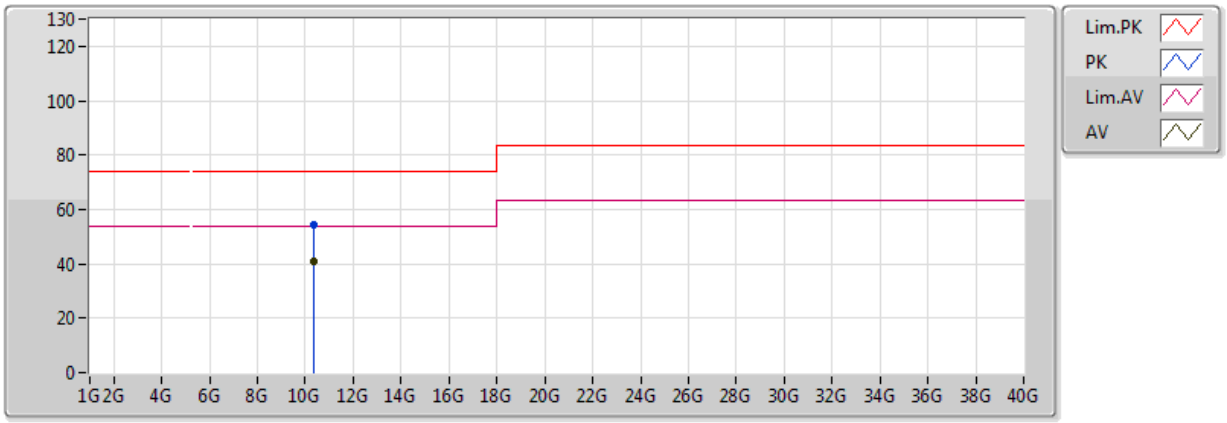

EUT=Z
ANT=Y
ANT= ANT A+ANT B

Type	Freq(Hz)	Level(dBuV/m)	Limit(dBuV/m)	Margin(dB)	Factor(dB)	Dist(m)	Pol.(H/V)	Azimuth(°)	Height(m)	Comments
AV	10.36G	40.67	54.00	-13.33	12.30	3	H	360	1.50	-
PK	10.36G	54.31	74.00	-19.69	12.30	3	H	360	1.50	-

802.11ac VHT20_Nss1,(MCS0)_2TX

5200MHz_TX

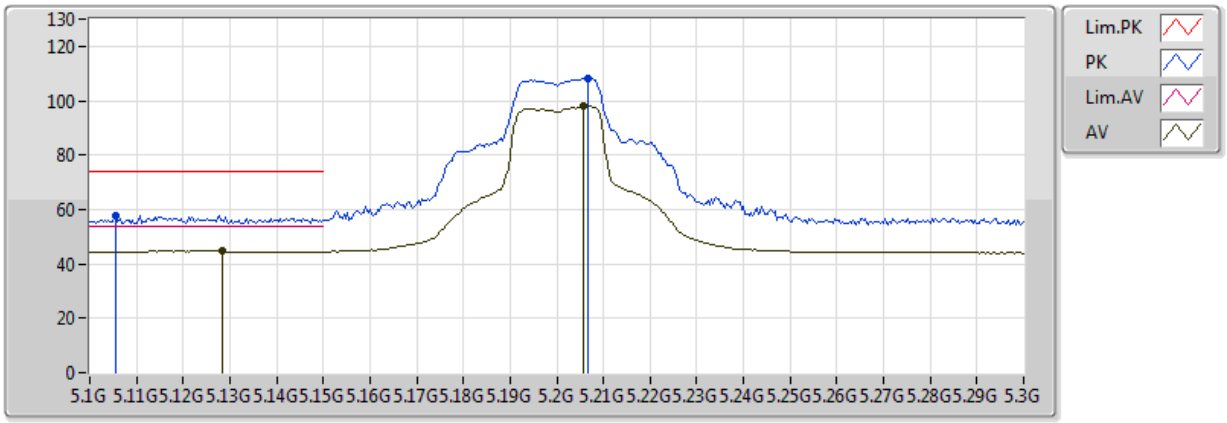

EUT=Z
ANT=Y
ANT= ANT A+ANT B

Type	Freq(Hz)	Level(dBuV/m)	Limit(dBuV/m)	Margin(dB)	Factor(dB)	Dist(m)	Pol.(H/V)	Azimuth(°)	Height(m)	Comments
AV	5.2056G	98.10	Inf	-Inf	2.76	3	V	223	2.23	-
AV	5.1284G	44.83	54.00	-9.17	2.66	3	V	223	2.23	-
PK	5.2068G	108.22	Inf	-Inf	2.76	3	V	223	2.23	-
PK	5.1056G	57.81	74.00	-16.19	2.64	3	V	223	2.23	-

802.11ac VHT20_Nss1,(MCS0)_2TX

5200MHz_TX

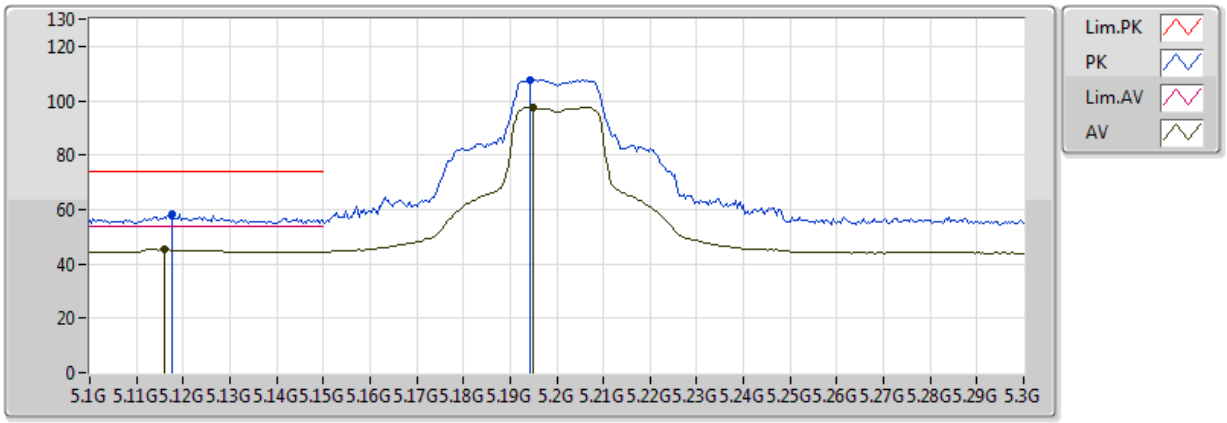

EUT=Z
ANT=Y
ANT= ANT A+ANT B

Type	Freq(Hz)	Level(dBuV/m)	Limit(dBuV/m)	Margin(dB)	Factor(dB)	Dist(m)	Pol.(H/V)	Azimuth(°)	Height(m)	Comments
AV	5.1948G	97.59	Inf	-Inf	2.74	3	H	223	1.50	-
AV	5.116G	45.36	54.00	-8.64	2.65	3	H	223	1.50	-
PK	5.1944G	107.83	Inf	-Inf	2.74	3	H	223	1.50	-
PK	5.1176G	58.24	74.00	-15.76	2.65	3	H	223	1.50	-

802.11ac VHT20_Nss1,(MCS0)_2TX

5200MHz_TX

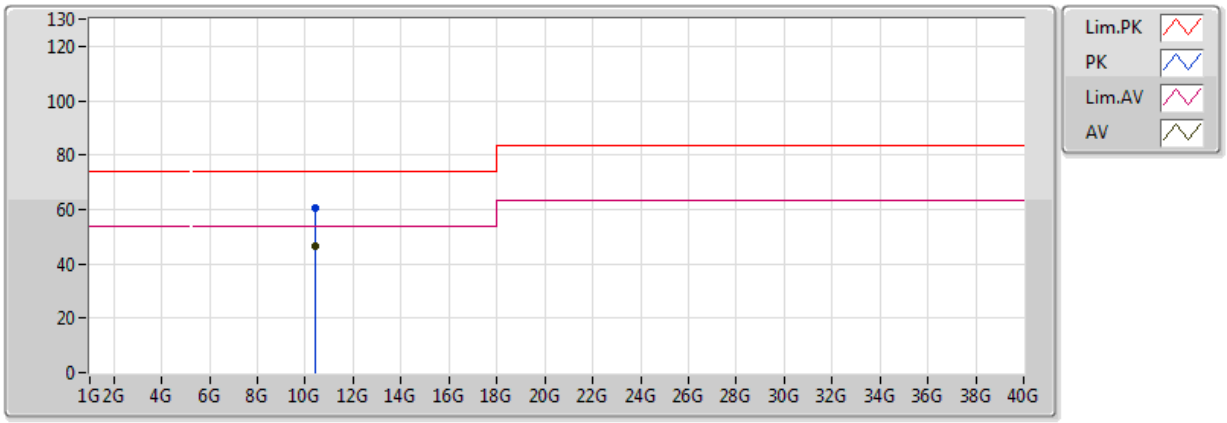

EUT=Z
ANT=Y
ANT= ANT A+ANT B

Type	Freq(Hz)	Level(dBuV/m)	Limit(dBuV/m)	Margin(dB)	Factor(dB)	Dist(m)	Pol.(H/V)	Azimuth(°)	Height(m)	Comments
AV	10.4G	46.57	54.00	-7.43	12.40	3	V	312	2.09	-
PK	10.4G	60.76	74.00	-13.24	12.40	3	V	312	2.09	-

802.11ac VHT20_Nss1,(MCS0)_2TX

5200MHz_TX

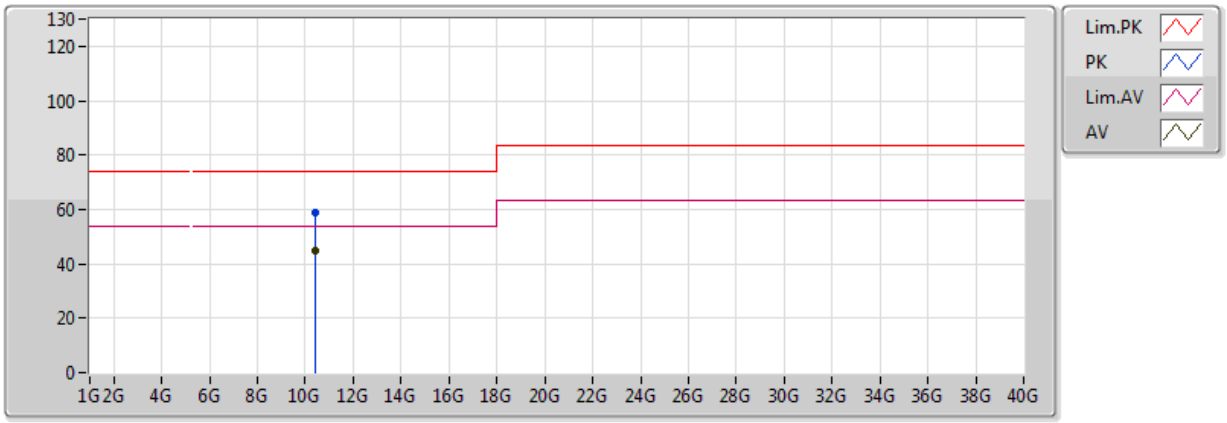

EUT=Z
ANT=Y
ANT= ANT A+ANT B

Type	Freq(Hz)	Level(dBuV/m)	Limit(dBuV/m)	Margin(dB)	Factor(dB)	Dist(m)	Pol.(H/V)	Azimuth(°)	Height(m)	Comments
AV	10.4G	44.67	54.00	-9.33	12.40	3	H	25	3.69	-
PK	10.4G	59.07	74.00	-14.93	12.40	3	H	25	3.69	-

802.11ac VHT20_Nss1,(MCS0)_2TX

5240MHz_TX

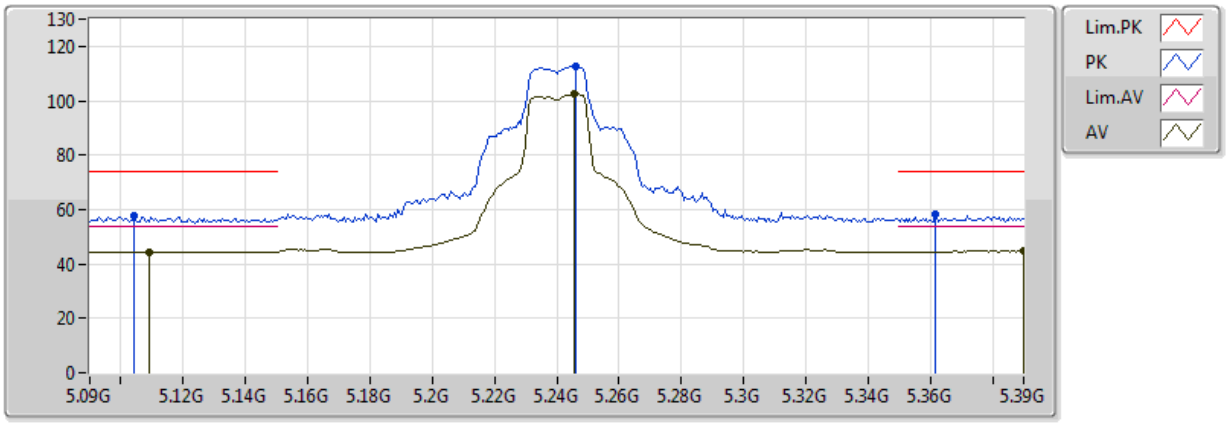

EUT=Z
ANT=Y
ANT= ANT A+ANT B

Type	Freq(Hz)	Level(dBuV/m)	Limit(dBuV/m)	Margin(dB)	Factor(dB)	Dist(m)	Pol.(H/V)	Azimuth(°)	Height(m)	Comments
AV	5.1092G	44.37	54.00	-9.63	2.64	3	V	281	1.05	-
AV	5.2454G	102.59	Inf	-Inf	2.80	3	V	281	1.05	-
AV	5.39G	44.70	54.00	-9.30	2.96	3	V	281	1.05	-
PK	5.1044G	57.67	74.00	-16.33	2.64	3	V	281	1.05	-
PK	5.246G	112.57	Inf	-Inf	2.80	3	V	281	1.05	-
PK	5.3618G	58.21	74.00	-15.79	2.92	3	V	281	1.05	-

802.11ac VHT20_Nss1,(MCS0)_2TX

5240MHz_TX

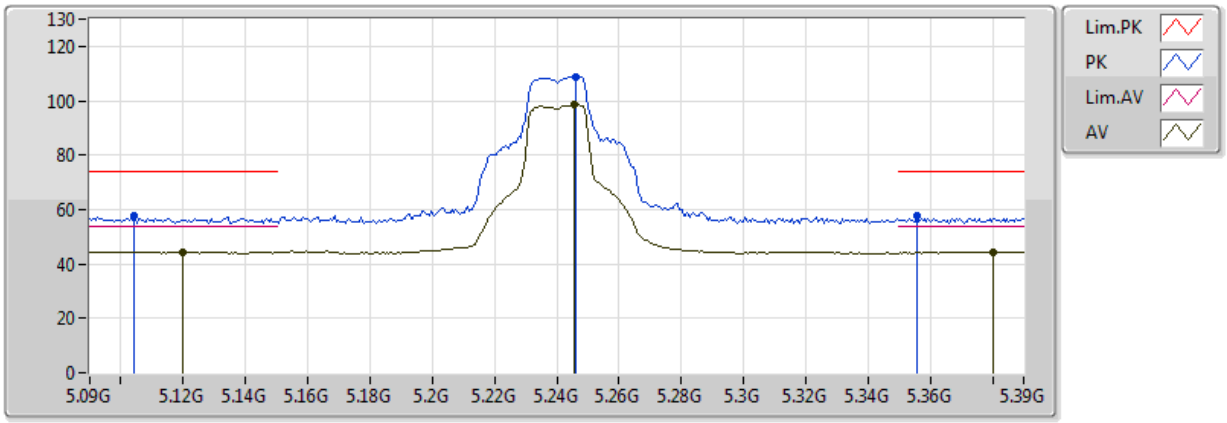

EUT=Z
ANT=Y
ANT= ANT A+ANT B

Type	Freq(Hz)	Level(dBuV/m)	Limit(dBuV/m)	Margin(dB)	Factor(dB)	Dist(m)	Pol.(H/V)	Azimuth(°)	Height(m)	Comments
AV	5.12G	44.28	54.00	-9.72	2.65	3	H	198	1.49	-
AV	5.2454G	98.87	Inf	-Inf	2.80	3	H	198	1.49	-
AV	5.3804G	44.42	54.00	-9.58	2.95	3	H	198	1.49	-
PK	5.1044G	57.99	74.00	-16.01	2.64	3	H	198	1.49	-
PK	5.246G	108.95	Inf	-Inf	2.80	3	H	198	1.49	-
PK	5.3558G	57.75	74.00	-16.25	2.92	3	H	198	1.49	-

802.11ac VHT20_Nss1,(MCS0)_2TX

5240MHz_TX

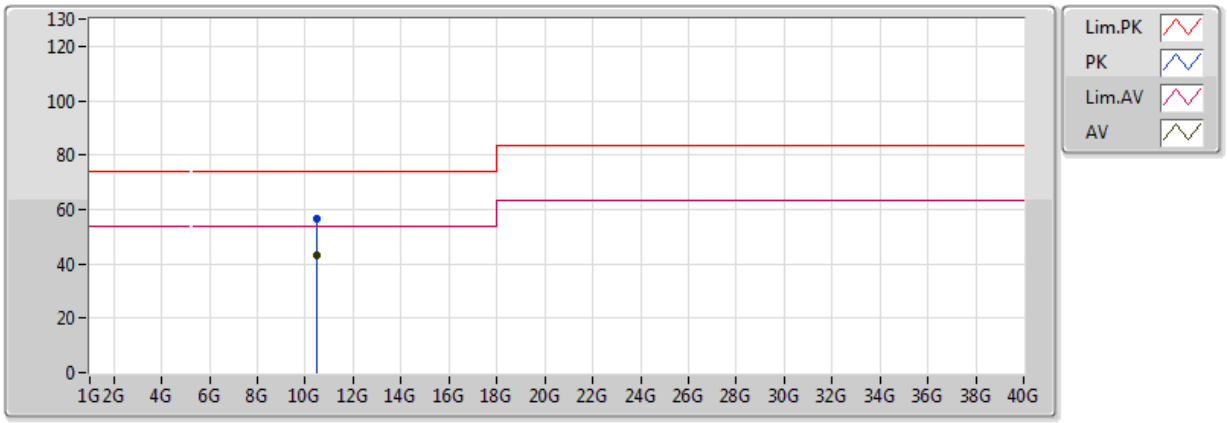

EUT=Z
ANT=Y
ANT= ANT A+ANT B

Type	Freq(Hz)	Level(dBuV/m)	Limit(dBuV/m)	Margin(dB)	Factor(dB)	Dist(m)	Pol.(H/V)	Azimuth(°)	Height(m)	Comments
AV	10.48G	43.28	54.00	-10.72	12.60	3	V	149	1.08	-
PK	10.48G	56.55	74.00	-17.45	12.60	3	V	149	1.08	-

802.11ac VHT20_Nss1,(MCS0)_2TX

5240MHz_TX

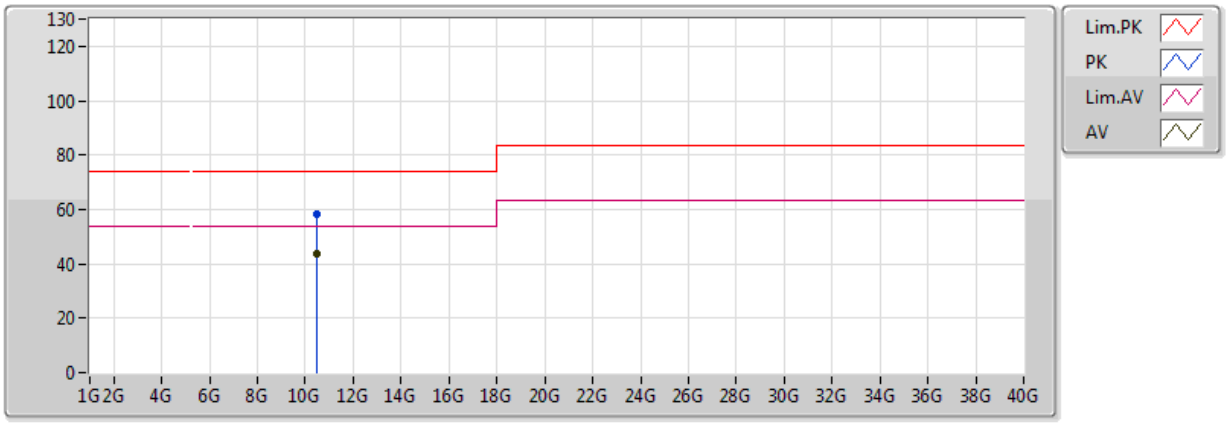

EUT=Z
ANT=Y
ANT= ANT A+ANT B

Type	Freq(Hz)	Level(dBuV/m)	Limit(dBuV/m)	Margin(dB)	Factor(dB)	Dist(m)	Pol.(H/V)	Azimuth(°)	Height(m)	Comments
AV	10.48G	43.97	54.00	-10.03	12.60	3	H	16	3.61	-
PK	10.48G	58.30	74.00	-15.70	12.60	3	H	16	3.61	-

802.11ac VHT20_Nss1,(MCS0)_2TX

5260MHz_TX

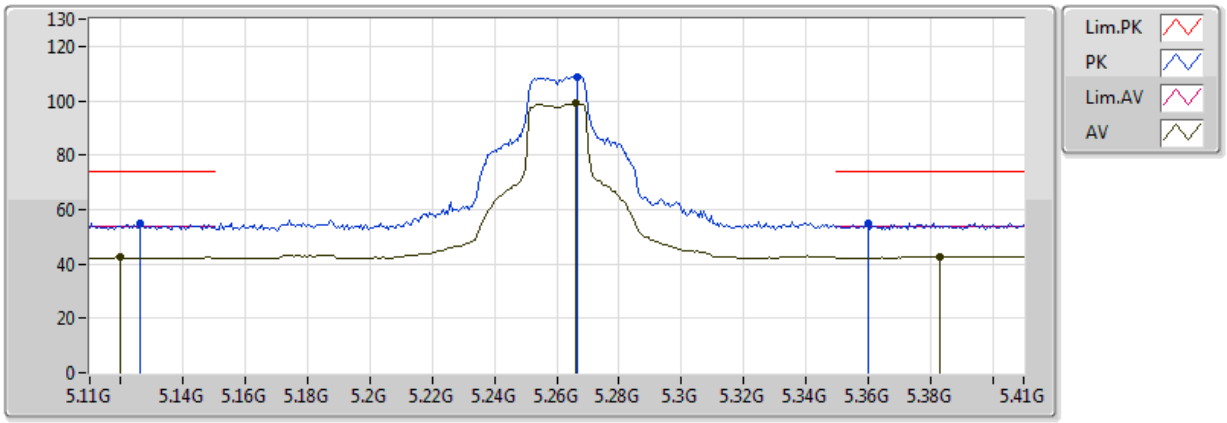

EUT=Z
ANT=Y
ANT= ANT A+ANT B

Type	Freq(Hz)	Level(dBuV/m)	Limit(dBuV/m)	Margin(dB)	Factor(dB)	Dist(m)	Pol.(H/V)	Azimuth(°)	Height(m)	Comments
AV	5.1196G	42.49	54.00	-11.51	2.65	3	V	357	1.29	-
AV	5.266G	99.41	Inf	-Inf	2.82	3	V	357	1.29	-
AV	5.383G	42.66	54.00	-11.34	2.95	3	V	357	1.29	-
PK	5.1262G	54.85	74.00	-19.15	2.66	3	V	357	1.29	-
PK	5.2666G	108.75	Inf	-Inf	2.82	3	V	357	1.29	-
PK	5.3602G	55.03	74.00	-18.97	2.92	3	V	357	1.29	-

802.11ac VHT20_Nss1,(MCS0)_2TX

5260MHz_TX

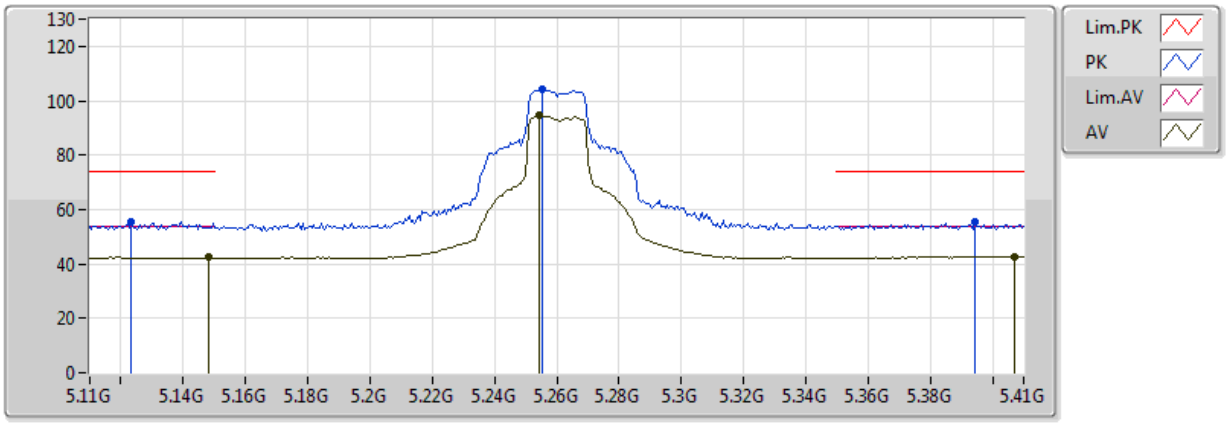

EUT=Z
ANT=Y
ANT= ANT A+ANT B

Type	Freq(Hz)	Level(dBuV/m)	Limit(dBuV/m)	Margin(dB)	Factor(dB)	Dist(m)	Pol.(H/V)	Azimuth(°)	Height(m)	Comments
AV	5.1484G	42.42	54.00	-11.58	2.69	3	H	299	2.77	-
AV	5.2546G	94.67	Inf	-Inf	2.80	3	H	299	2.77	-
AV	5.407G	42.65	54.00	-11.35	2.98	3	H	299	2.77	-
PK	5.1232G	55.71	74.00	-18.29	2.66	3	H	299	2.77	-
PK	5.2552G	104.14	Inf	-Inf	2.81	3	H	299	2.77	-
PK	5.3944G	55.24	74.00	-18.76	2.96	3	H	299	2.77	-

802.11ac VHT20_Nss1,(MCS0)_2TX

5260MHz_TX

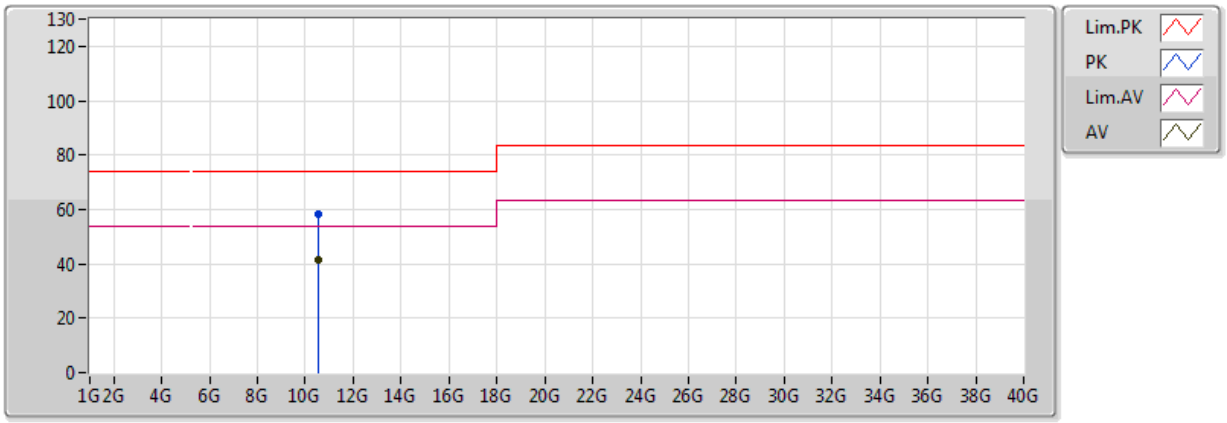

EUT=Z
ANT=Y
ANT= ANT A+ANT B

Type	Freq(Hz)	Level(dBuV/m)	Limit(dBuV/m)	Margin(dB)	Factor(dB)	Dist(m)	Pol.(H/V)	Azimuth(°)	Height(m)	Comments
AV	10.52G	41.69	54.00	-12.31	12.69	3	V	205	1.01	-
PK	10.52G	58.39	74.00	-15.61	12.69	3	V	205	1.01	-

802.11ac VHT20_Nss1,(MCS0)_2TX

5260MHz_TX

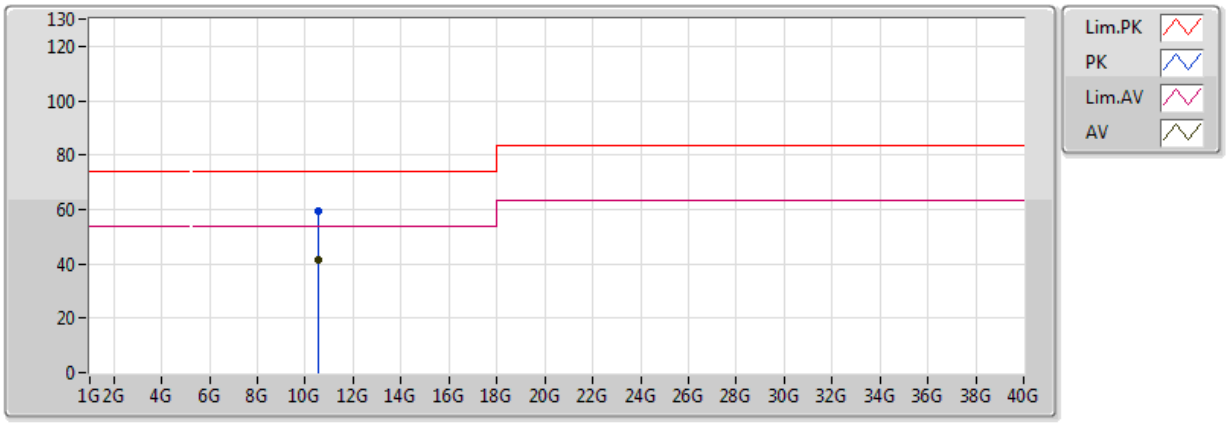

EUT=Z
ANT=Y
ANT= ANT A+ANT B

Type	Freq(Hz)	Level(dBuV/m)	Limit(dBuV/m)	Margin(dB)	Factor(dB)	Dist(m)	Pol.(H/V)	Azimuth(°)	Height(m)	Comments
AV	10.52G	41.54	54.00	-12.46	12.69	3	H	178	1.84	-
PK	10.52G	59.53	74.00	-14.47	12.69	3	H	178	1.84	-

802.11ac VHT20_Nss1,(MCS0)_2TX

5300MHz_TX

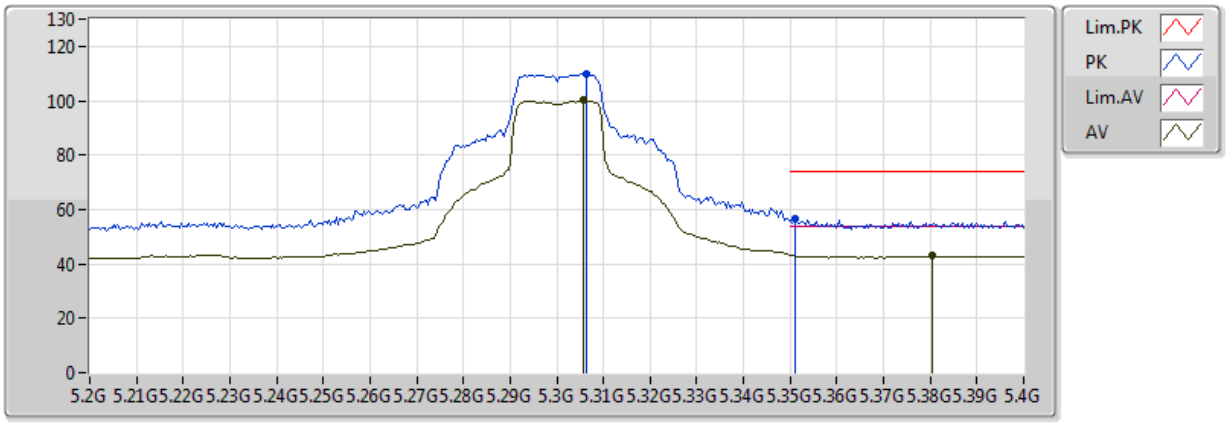

EUT=Z
ANT=Y
ANT= ANT A+ANT B

Type	Freq(Hz)	Level(dBuV/m)	Limit(dBuV/m)	Margin(dB)	Factor(dB)	Dist(m)	Pol.(H/V)	Azimuth(°)	Height(m)	Comments
AV	5.3056G	100.25	Inf	-Inf	2.86	3	V	316	1.05	-
AV	5.3804G	43.39	54.00	-10.61	2.95	3	V	316	1.05	-
PK	5.3064G	109.73	Inf	-Inf	2.86	3	V	316	1.05	-
PK	5.3512G	56.36	74.00	-17.64	2.91	3	V	316	1.05	-

802.11ac VHT20_Nss1,(MCS0)_2TX

5300MHz_TX

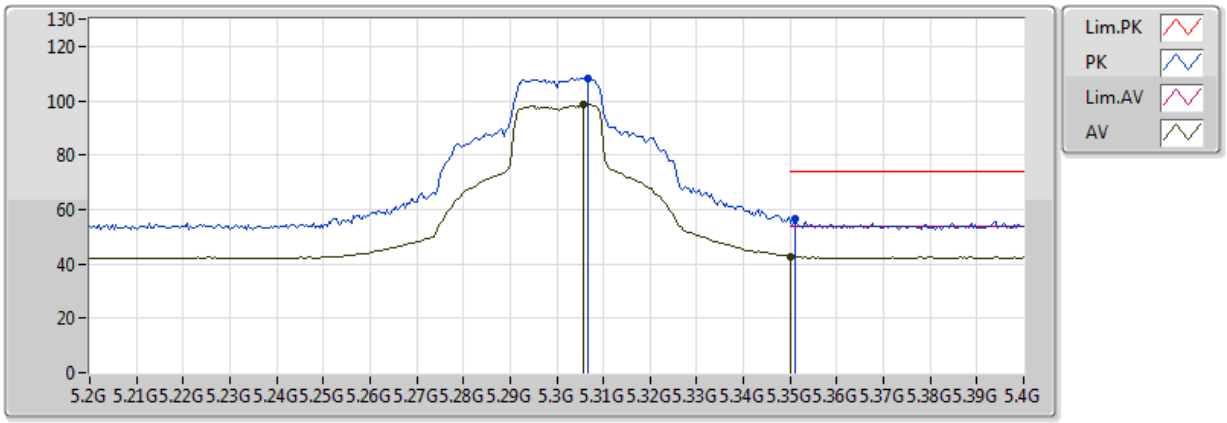

EUT=Z
ANT=Y
ANT= ANT A+ANT B

Type	Freq(Hz)	Level(dBuV/m)	Limit(dBuV/m)	Margin(dB)	Factor(dB)	Dist(m)	Pol.(H/V)	Azimuth(°)	Height(m)	Comments
AV	5.3056G	98.65	Inf	-Inf	2.86	3	H	316	3.50	-
AV	5.350005G	42.49	54.00	-11.51	2.91	3	H	316	3.50	-
PK	5.3068G	108.20	Inf	-Inf	2.86	3	H	316	3.50	-
PK	5.3512G	56.38	74.00	-17.62	2.91	3	H	316	3.50	-

802.11ac VHT20_Nss1,(MCS0)_2TX

5300MHz_TX

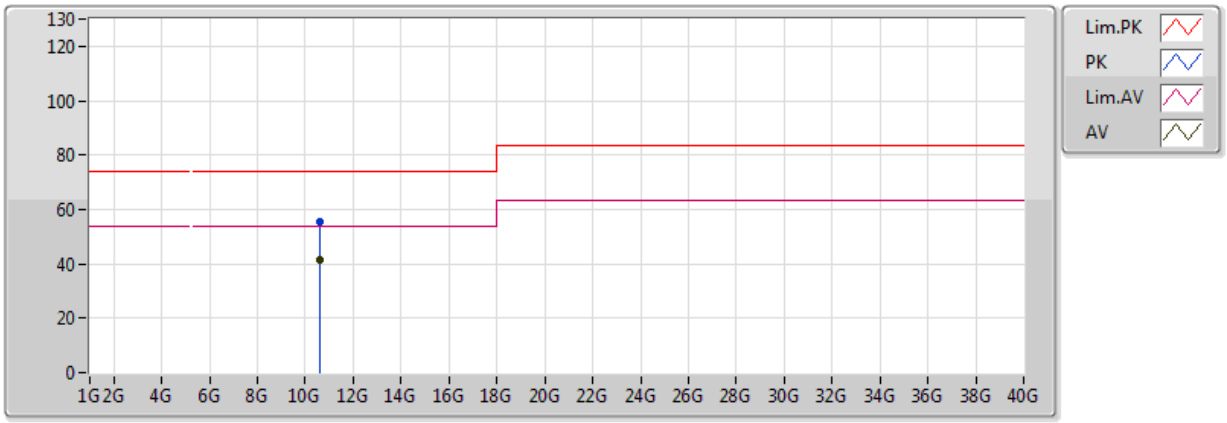

EUT=Z
ANT=Y
ANT= ANT A+ANT B

Type	Freq(Hz)	Level(dBuV/m)	Limit(dBuV/m)	Margin(dB)	Factor(dB)	Dist(m)	Pol.(H/V)	Azimuth(°)	Height(m)	Comments
AV	10.6G	41.74	54.00	-12.26	12.89	3	V	213	2.56	-
PK	10.6G	55.40	74.00	-18.60	12.89	3	V	213	2.56	-

802.11ac VHT20_Nss1,(MCS0)_2TX

5300MHz_TX

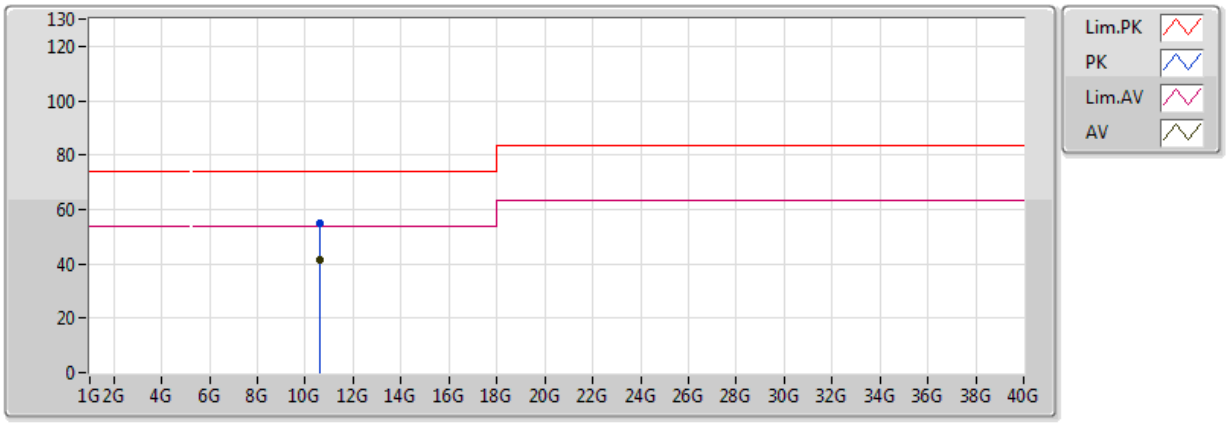

EUT=Z
ANT=Y
ANT= ANT A+ANT B

Type	Freq(Hz)	Level(dBuV/m)	Limit(dBuV/m)	Margin(dB)	Factor(dB)	Dist(m)	Pol.(H/V)	Azimuth(°)	Height(m)	Comments
AV	10.6G	41.19	54.00	-12.81	12.89	3	H	18	2.74	-
PK	10.6G	54.85	74.00	-19.15	12.89	3	H	18	2.74	-

802.11ac VHT20_Nss1,(MCS0)_2TX

5320MHz_TX

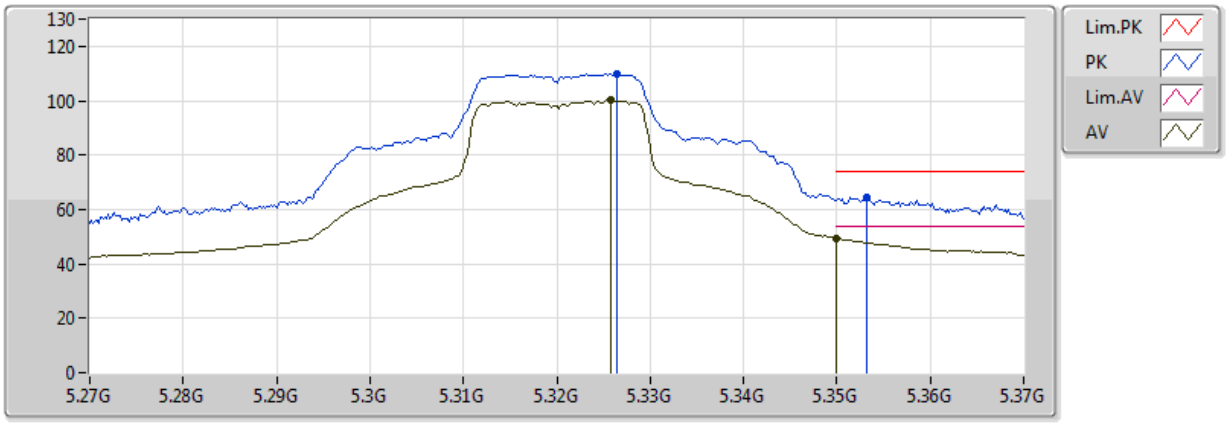

EUT=Z
ANT=Y
ANT= ANT A+ANT B

Type	Freq(Hz)	Level(dBuV/m)	Limit(dBuV/m)	Margin(dB)	Factor(dB)	Dist(m)	Pol.(H/V)	Azimuth(°)	Height(m)	Comments
AV	5.3258G	100.16	Inf	-Inf	2.88	3	V	319	1.15	-
AV	5.350005G	49.22	54.00	-4.78	2.91	3	V	319	1.15	-
PK	5.3264G	109.79	Inf	-Inf	2.88	3	V	319	1.15	-
PK	5.3532G	64.61	74.00	-9.39	2.91	3	V	319	1.15	-

802.11ac VHT20_Nss1,(MCS0)_2TX

5320MHz_TX

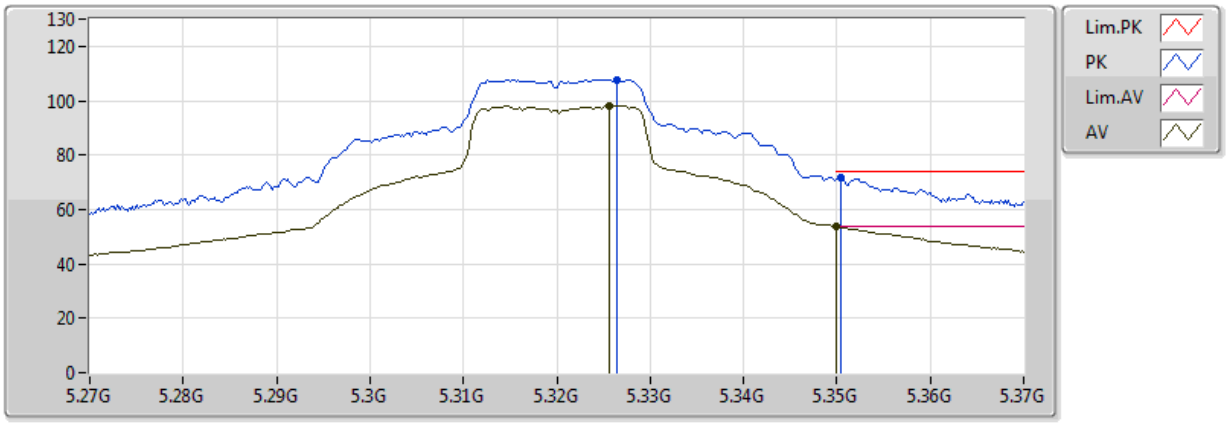

EUT=Z
ANT=Y
ANT= ANT A+ANT B

Type	Freq(Hz)	Level(dBuV/m)	Limit(dBuV/m)	Margin(dB)	Factor(dB)	Dist(m)	Pol.(H/V)	Azimuth(°)	Height(m)	Comments
AV	5.3256G	98.21	Inf	-Inf	2.88	3	H	298	2.22	-
AV	5.350005G	53.52	54.00	-0.48	2.91	3	H	298	2.22	-
PK	5.3264G	107.86	Inf	-Inf	2.88	3	H	298	2.22	-
PK	5.3504G	71.55	74.00	-2.45	2.91	3	H	298	2.22	-

802.11ac VHT20_Nss1,(MCS0)_2TX

5320MHz_TX

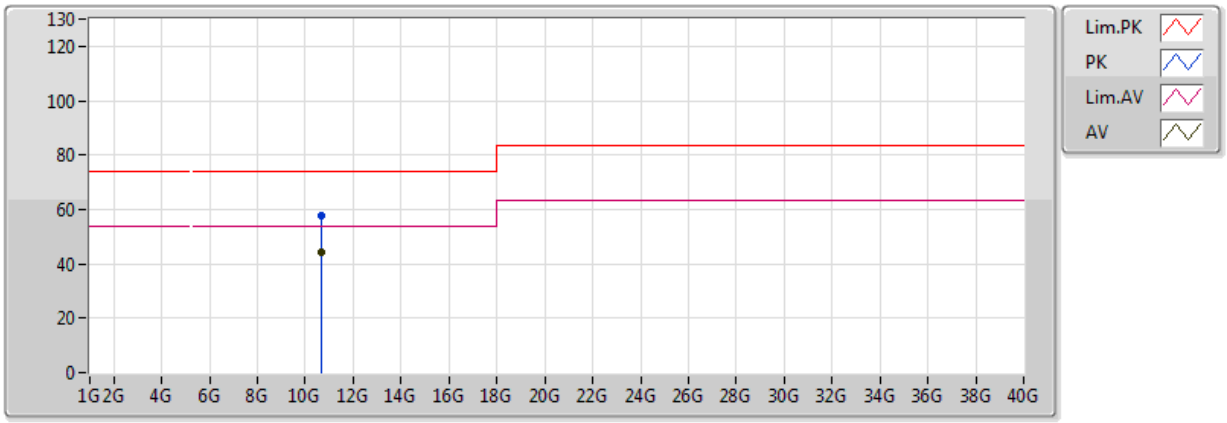

EUT=Z
ANT=Y
ANT= ANT A+ANT B

Type	Freq(Hz)	Level(dBuV/m)	Limit(dBuV/m)	Margin(dB)	Factor(dB)	Dist(m)	Pol.(H/V)	Azimuth(°)	Height(m)	Comments
AV	10.64G	44.53	54.00	-9.47	12.99	3	V	308	1.88	-
PK	10.64G	57.85	74.00	-16.15	12.99	3	V	308	1.88	-

802.11ac VHT20_Nss1,(MCS0)_2TX

5320MHz_TX

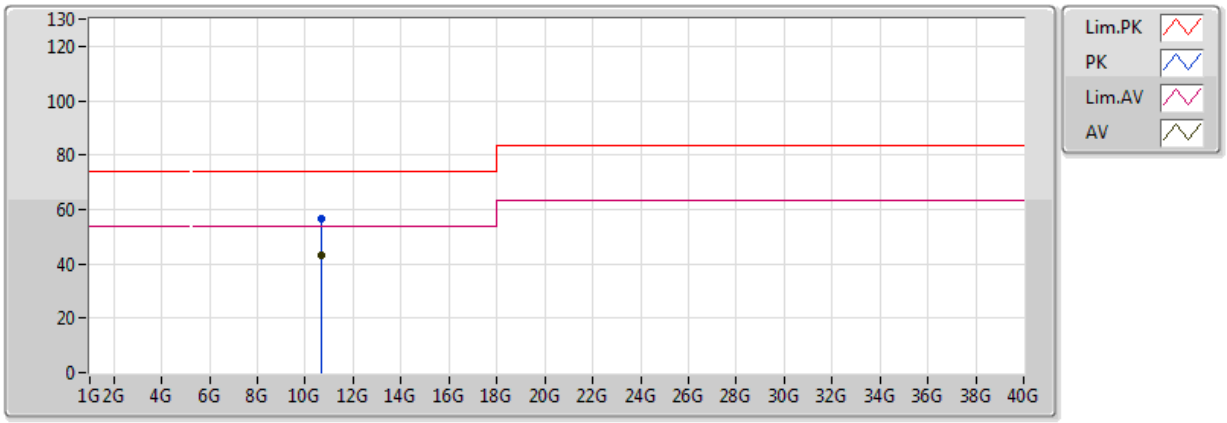

EUT=Z
ANT=Y
ANT= ANT A+ANT B

Type	Freq(Hz)	Level(dBuV/m)	Limit(dBuV/m)	Margin(dB)	Factor(dB)	Dist(m)	Pol.(H/V)	Azimuth(°)	Height(m)	Comments
AV	10.64G	42.90	54.00	-11.10	12.99	3	H	15	3.69	-
PK	10.64G	56.67	74.00	-17.33	12.99	3	H	15	3.69	-

802.11ac VHT20_Nss1,(MCS0)_2TX

5500MHz_TX

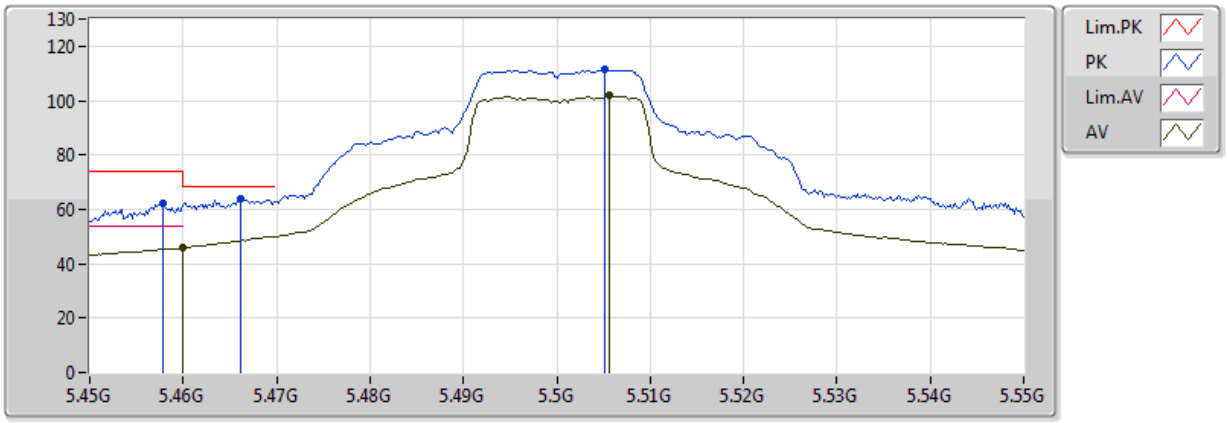

EUT=Z
ANT=Y
ANT= ANT A+ANT B

Type	Freq(Hz)	Level(dBuV/m)	Limit(dBuV/m)	Margin(dB)	Factor(dB)	Dist(m)	Pol.(H/V)	Azimuth(°)	Height(m)	Comments
AV	5.46G	45.87	54.00	-8.13	3.04	3	V	312	2.28	-
AV	5.5056G	101.75	Inf	-Inf	3.09	3	V	312	2.28	-
PK	5.4578G	62.00	74.00	-12.00	3.03	3	V	312	2.28	-
PK	5.4662G	64.00	68.20	-4.20	3.04	3	V	312	2.28	-
PK	5.5052G	111.30	Inf	-Inf	3.09	3	V	312	2.28	-

802.11ac VHT20_Nss1,(MCS0)_2TX

5500MHz_TX

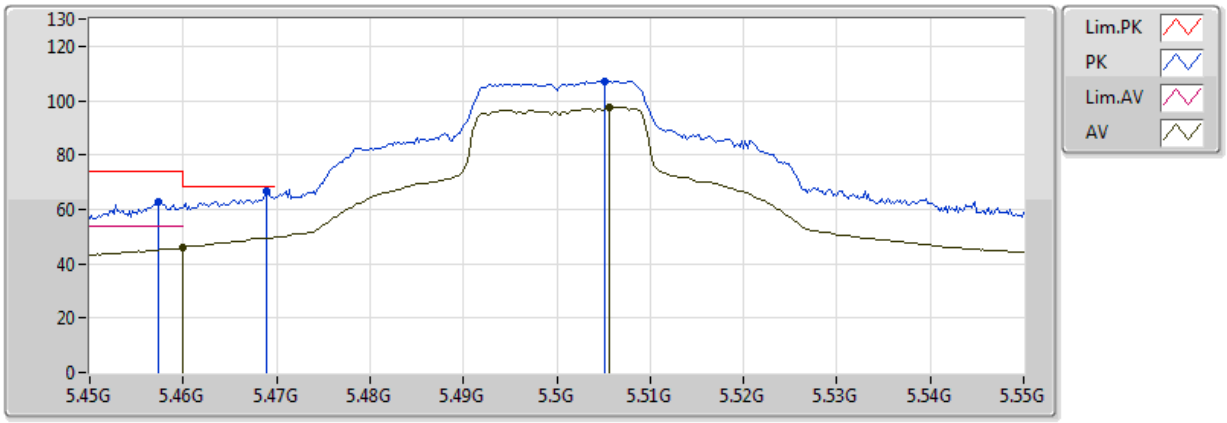

EUT=Z
ANT=Y
ANT= ANT A+ANT B

Type	Freq(Hz)	Level(dBuV/m)	Limit(dBuV/m)	Margin(dB)	Factor(dB)	Dist(m)	Pol.(H/V)	Azimuth(°)	Height(m)	Comments
AV	5.46G	45.89	54.00	-8.11	3.04	3	H	341	2.35	-
AV	5.5056G	97.64	Inf	-Inf	3.09	3	H	341	2.35	-
PK	5.4574G	62.82	74.00	-11.18	3.03	3	H	341	2.35	-
PK	5.469G	66.73	68.20	-1.47	3.05	3	H	341	2.35	-
PK	5.5052G	107.15	Inf	-Inf	3.09	3	H	341	2.35	-

802.11ac VHT20_Nss1,(MCS0)_2TX

5500MHz_TX

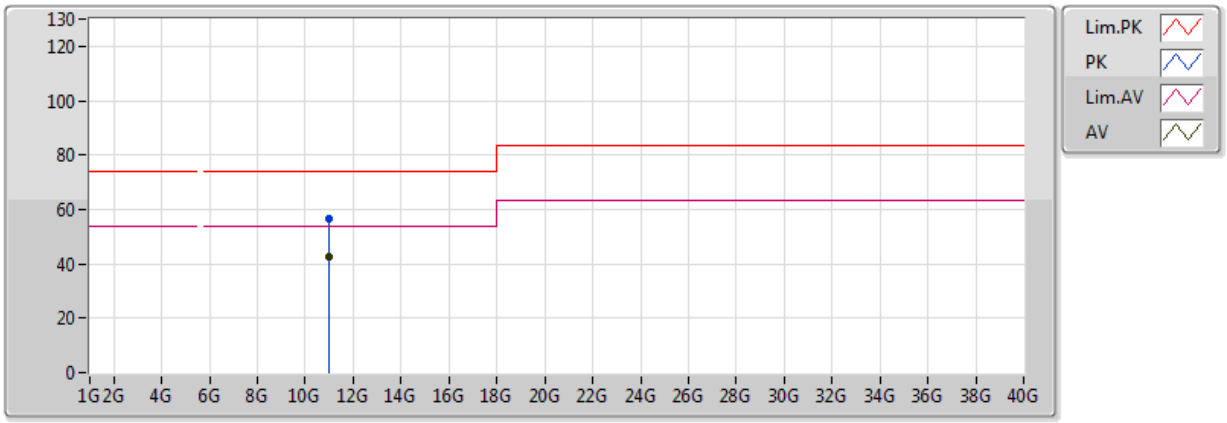

EUT=Z
ANT=Y
ANT= ANT A+ANT B

Type	Freq(Hz)	Level(dBuV/m)	Limit(dBuV/m)	Margin(dB)	Factor(dB)	Dist(m)	Pol.(H/V)	Azimuth(°)	Height(m)	Comments
AV	11G	42.82	54.00	-11.18	13.88	3	V	222	2.00	-
PK	11G	56.55	74.00	-17.45	13.88	3	V	222	2.00	-

802.11ac VHT20_Nss1,(MCS0)_2TX

5500MHz_TX

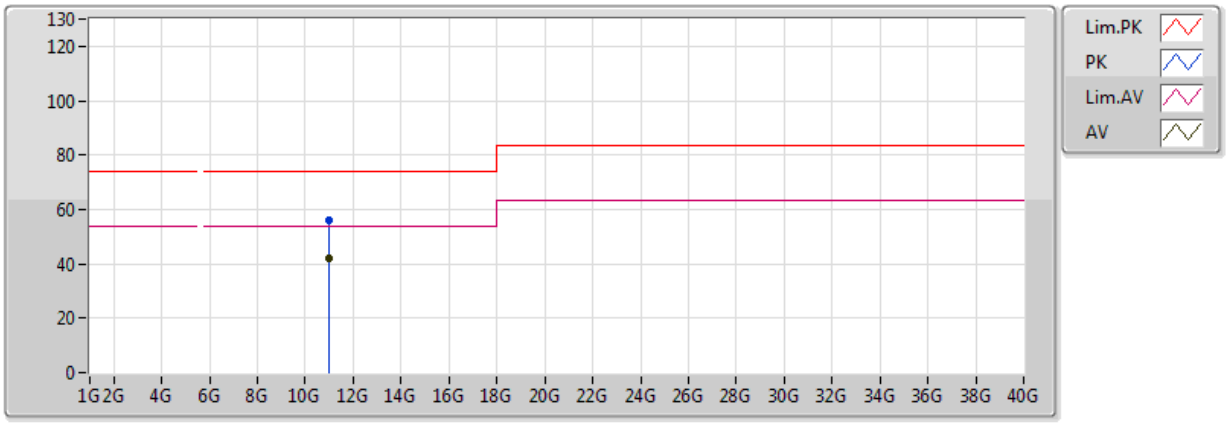

EUT=Z
ANT=Y
ANT= ANT A+ANT B

Type	Freq(Hz)	Level(dBuV/m)	Limit(dBuV/m)	Margin(dB)	Factor(dB)	Dist(m)	Pol.(H/V)	Azimuth(°)	Height(m)	Comments
AV	11G	42.08	54.00	-11.92	13.88	3	H	359	3.03	-
PK	11G	56.12	74.00	-17.88	13.88	3	H	359	3.03	-

802.11ac VHT20_Nss1,(MCS0)_2TX

5580MHz_TX

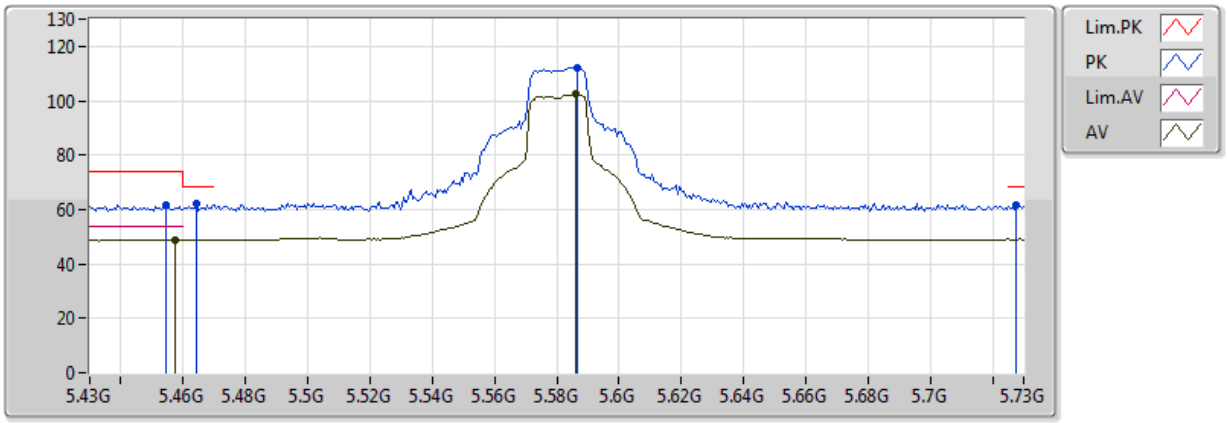

EUT=Z
ANT=Y
ANT= ANT A+ANT B

Type	Freq(Hz)	Level(dBuV/m)	Limit(dBuV/m)	Margin(dB)	Factor(dB)	Dist(m)	Pol.(H/V)	Azimuth(°)	Height(m)	Comments
AV	5.4576G	48.84	54.00	-5.16	8.27	3	V	280	1.29	-
AV	5.586G	102.74	Inf	-Inf	8.38	3	V	280	1.29	-
PK	5.4546G	61.76	74.00	-12.24	8.26	3	V	280	1.29	-
PK	5.4642G	61.93	68.20	-6.27	8.28	3	V	280	1.29	-
PK	5.5866G	112.12	Inf	-Inf	8.38	3	V	280	1.29	-
PK	5.7276G	61.52	68.20	-6.68	8.41	3	V	280	1.29	-

802.11ac VHT20_Nss1,(MCS0)_2TX

5580MHz_TX

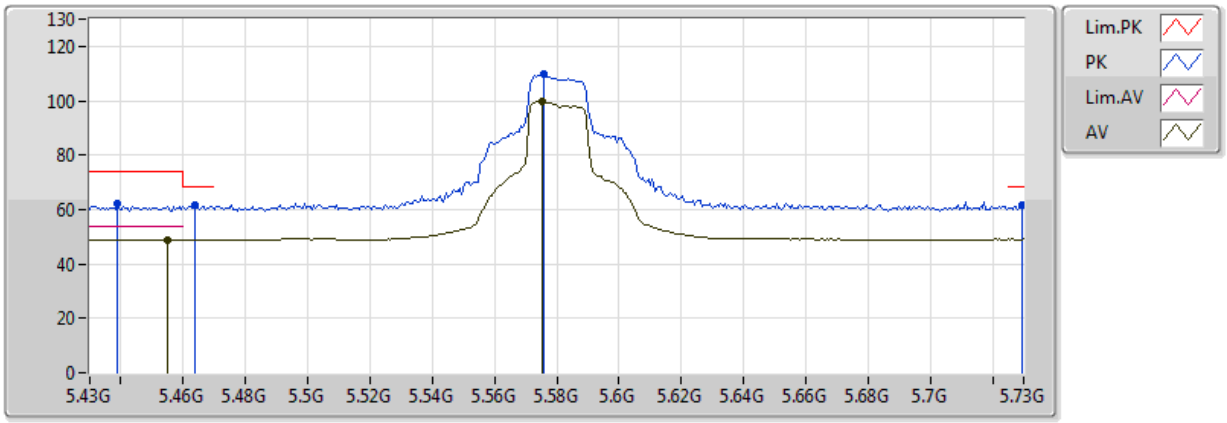

EUT=Z
ANT=Y
ANT= ANT A+ANT B

Type	Freq(Hz)	Level(dBuV/m)	Limit(dBuV/m)	Margin(dB)	Factor(dB)	Dist(m)	Pol.(H/V)	Azimuth(°)	Height(m)	Comments
AV	5.4552G	48.89	54.00	-5.11	8.26	3	H	210	1.01	-
AV	5.5752G	100.00	Inf	-Inf	8.38	3	H	210	1.01	-
PK	5.439G	62.11	74.00	-11.89	8.22	3	H	210	1.01	-
PK	5.4636G	61.41	68.20	-6.79	8.28	3	H	210	1.01	-
PK	5.5758G	109.61	Inf	-Inf	8.38	3	H	210	1.01	-
PK	5.7294G	61.39	68.20	-6.81	8.41	3	H	210	1.01	-

802.11ac VHT20_Nss1,(MCS0)_2TX

5580MHz_TX

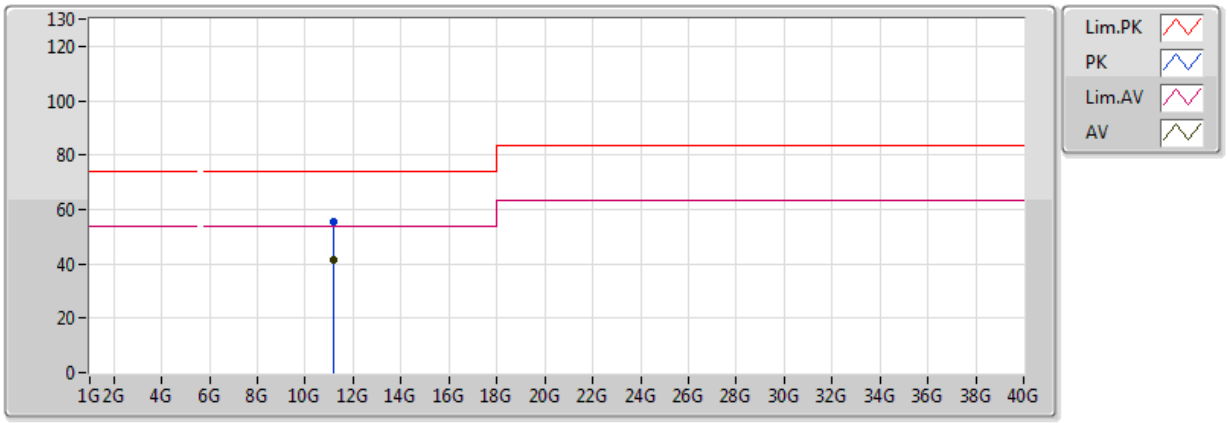

EUT=Z
ANT=Y
ANT= ANT A+ANT B

Type	Freq(Hz)	Level(dBuV/m)	Limit(dBuV/m)	Margin(dB)	Factor(dB)	Dist(m)	Pol.(H/V)	Azimuth(°)	Height(m)	Comments
AV	11.16G	41.36	54.00	-12.64	13.86	3	V	290	1.03	-
PK	11.16G	55.40	74.00	-18.60	13.86	3	V	290	1.03	-

802.11ac VHT20_Nss1,(MCS0)_2TX

5580MHz_TX

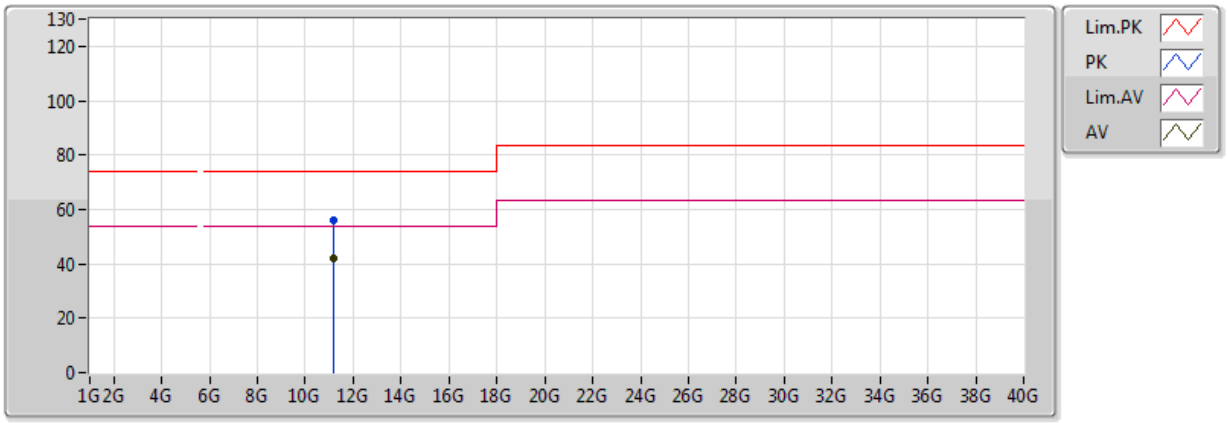

EUT=Z
ANT=Y
ANT= ANT A+ANT B

Type	Freq(Hz)	Level(dBuV/m)	Limit(dBuV/m)	Margin(dB)	Factor(dB)	Dist(m)	Pol.(H/V)	Azimuth(°)	Height(m)	Comments
AV	11.16G	42.11	54.00	-11.89	13.86	3	H	219	1.93	-
PK	11.16G	56.19	74.00	-17.81	13.86	3	H	219	1.93	-

802.11ac VHT20_Nss1,(MCS0)_2TX

5700MHz_TX

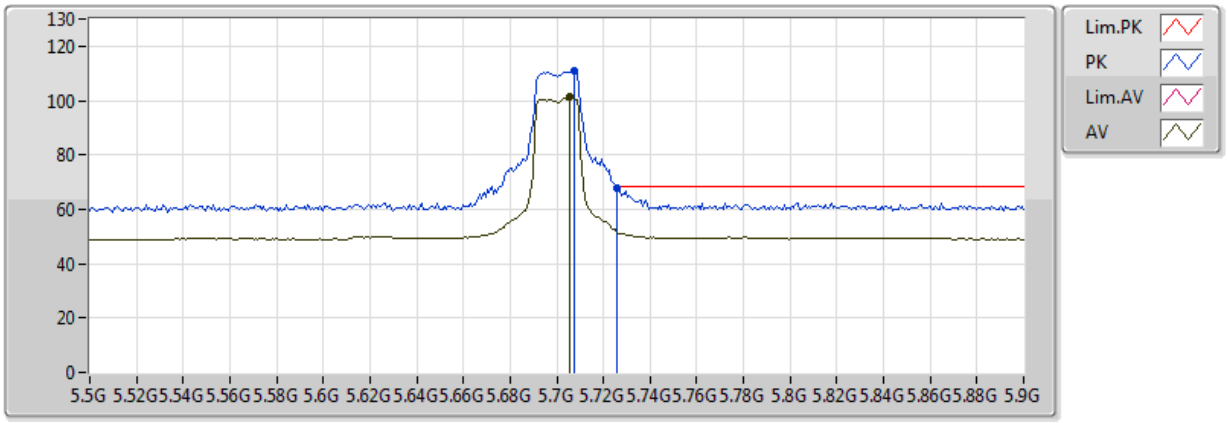

EUT=Z
ANT=Y
ANT= ANT A+ANT B

Type	Freq(Hz)	Level(dBuV/m)	Limit(dBuV/m)	Margin(dB)	Factor(dB)	Dist(m)	Pol.(H/V)	Azimuth(°)	Height(m)	Comments
AV	5.7056G	101.19	Inf	-Inf	8.40	3	V	296	2.14	-
PK	5.7072G	110.81	Inf	-Inf	8.40	3	V	296	2.14	-
PK	5.7256G	67.62	68.20	-0.58	8.41	3	V	296	2.14	-

802.11ac VHT20_Nss1,(MCS0)_2TX

5700MHz_TX

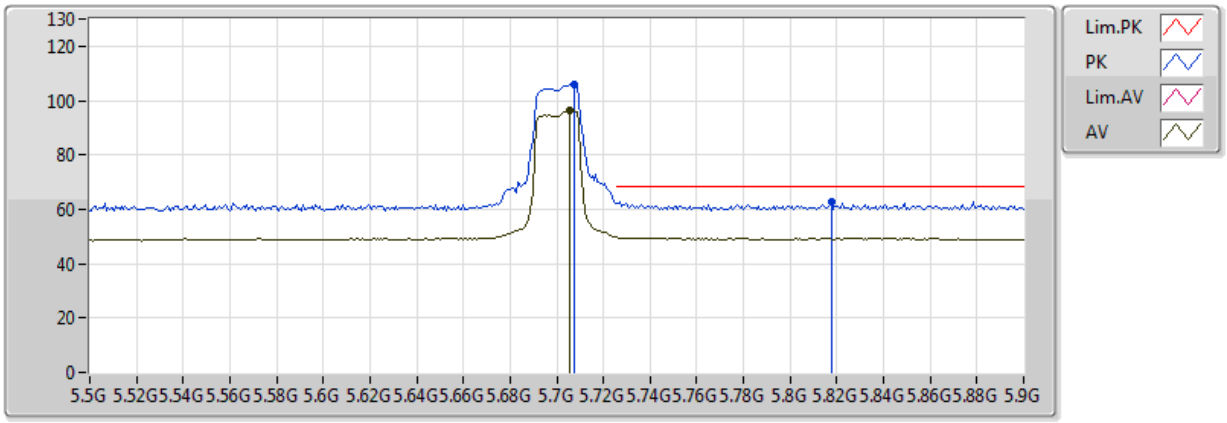

EUT=Z
ANT=Y
ANT= ANT A+ANT B

Type	Freq(Hz)	Level(dBuV/m)	Limit(dBuV/m)	Margin(dB)	Factor(dB)	Dist(m)	Pol.(H/V)	Azimuth(°)	Height(m)	Comments
AV	5.7056G	96.55	Inf	-Inf	8.40	3	H	313	1.08	-
PK	5.7072G	106.09	Inf	-Inf	8.40	3	H	313	1.08	-
PK	5.8176G	63.00	68.20	-5.20	8.42	3	H	313	1.08	-

802.11ac VHT20_Nss1,(MCS0)_2TX

5700MHz_TX

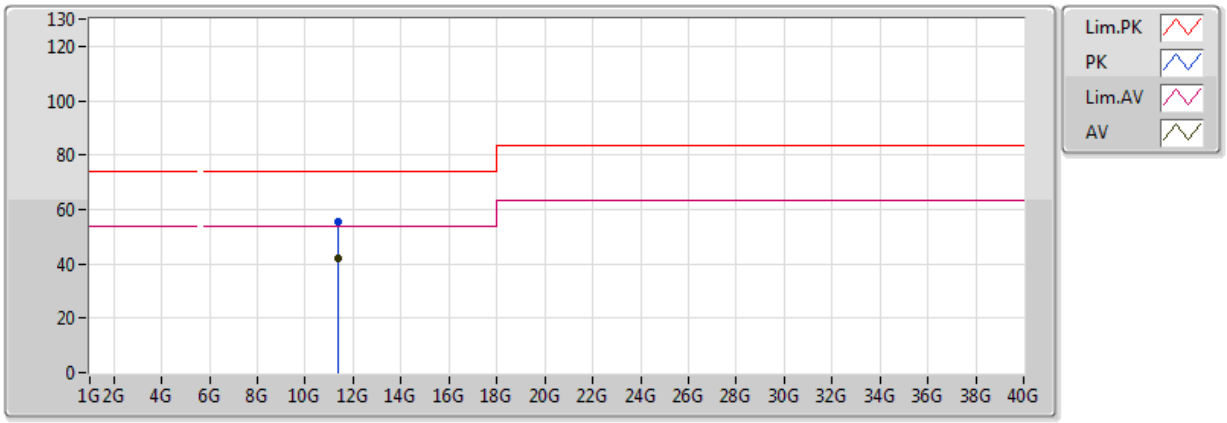

EUT=Z
ANT=Y
ANT= ANT A+ANT B

Type	Freq(Hz)	Level(dBuV/m)	Limit(dBuV/m)	Margin(dB)	Factor(dB)	Dist(m)	Pol.(H/V)	Azimuth(°)	Height(m)	Comments
AV	11.4G	41.92	54.00	-12.08	13.53	3	V	322	3.29	-
PK	11.4G	55.38	74.00	-18.62	13.52	3	V	322	3.29	-

802.11ac VHT20_Nss1,(MCS0)_2TX

5700MHz_TX

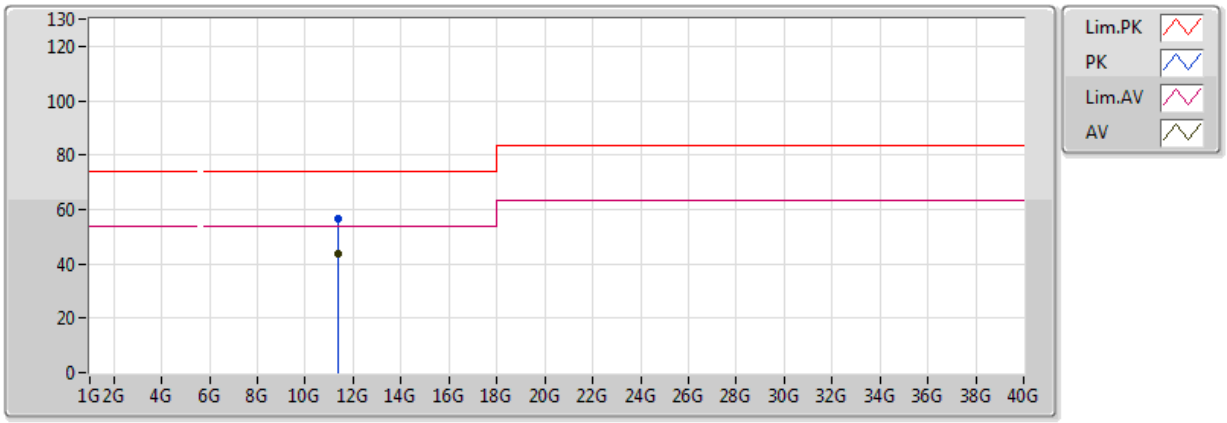

EUT=Z
ANT=Y
ANT= ANT A+ANT B

Type	Freq(Hz)	Level(dBuV/m)	Limit(dBuV/m)	Margin(dB)	Factor(dB)	Dist(m)	Pol.(H/V)	Azimuth(°)	Height(m)	Comments
AV	11.4G	43.57	54.00	-10.43	13.53	3	H	224	1.97	-
PK	11.4G	56.53	74.00	-17.47	13.52	3	H	224	1.97	-

802.11ac VHT20_Nss1,(MCS0)_2TX

5745MHz_TX

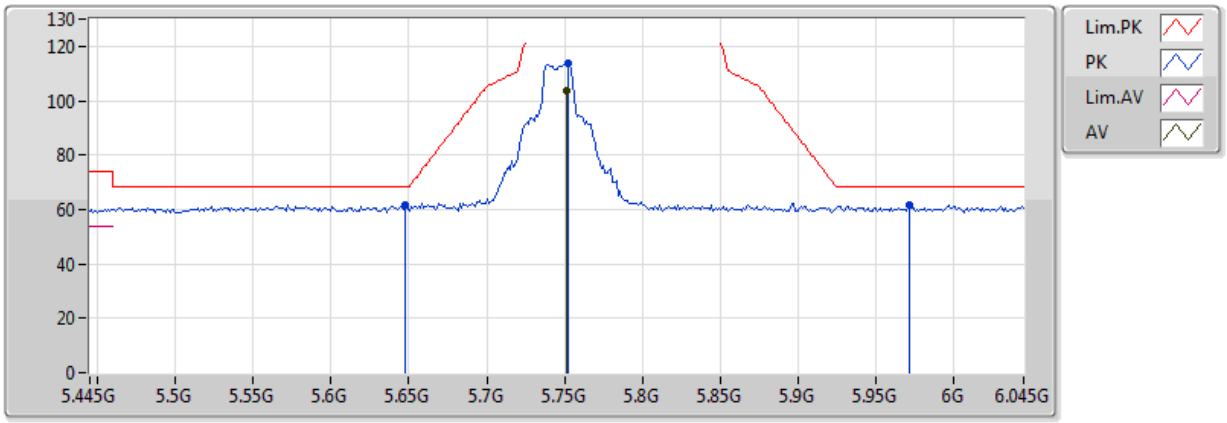

EUT=Z
ANT=Y
ANT= ANT A+ANT B

Type	Freq(Hz)	Level(dBuV/m)	Limit(dBuV/m)	Margin(dB)	Factor(dB)	Dist(m)	Pol.(H/V)	Azimuth(°)	Height(m)	Comments
AV	5.751G	103.89	Inf	-Inf	8.41	3	V	301	2.09	-
PK	5.6478G	61.84	68.20	-6.36	8.39	3	V	301	2.09	-
PK	5.7522G	113.50	Inf	-Inf	8.41	3	V	301	2.09	-
PK	5.9718G	61.62	68.20	-6.58	8.45	3	V	301	2.09	-

802.11ac VHT20_Nss1,(MCS0)_2TX

5745MHz_TX

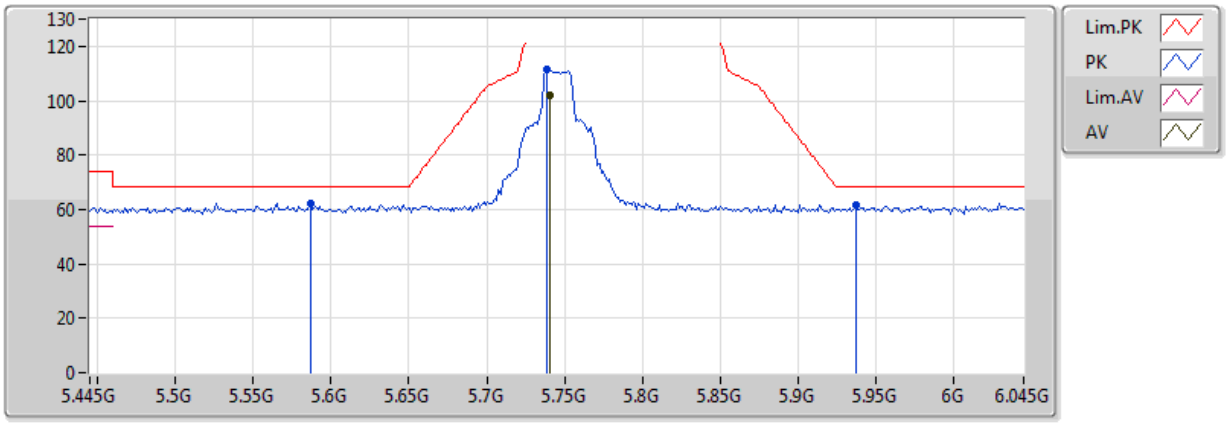

EUT=Z
ANT=Y
ANT= ANT A+ANT B

Type	Freq(Hz)	Level(dBuV/m)	Limit(dBuV/m)	Margin(dB)	Factor(dB)	Dist(m)	Pol.(H/V)	Azimuth(°)	Height(m)	Comments
AV	5.7402G	102.02	Inf	-Inf	8.41	3	H	314	1.06	-
PK	5.5866G	62.36	68.20	-5.84	8.38	3	H	314	1.06	-
PK	5.739G	111.47	Inf	-Inf	8.41	3	H	314	1.06	-
PK	5.937G	61.37	68.20	-6.83	8.45	3	H	314	1.06	-

802.11ac VHT20_Nss1,(MCS0)_2TX

5745MHz_TX

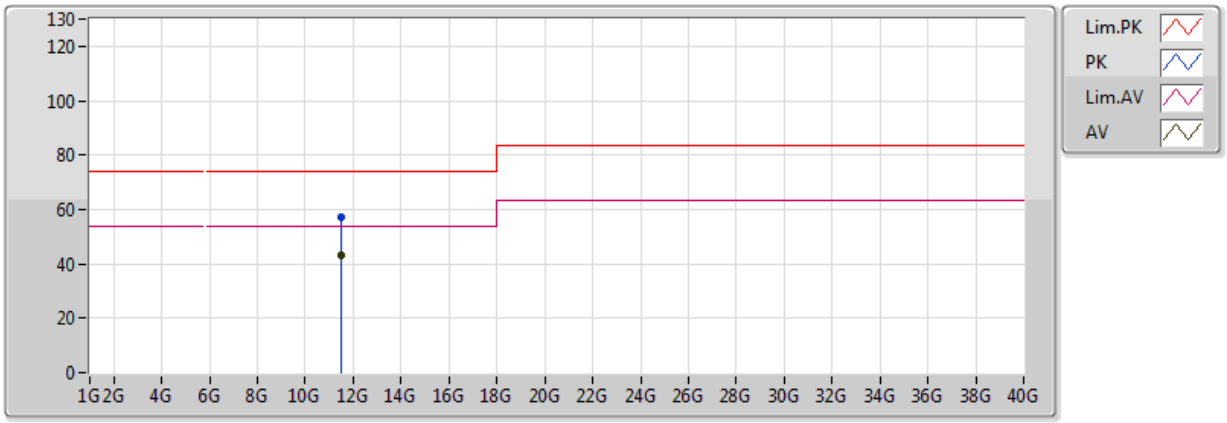

EUT=Z
ANT=Y
ANT= ANT A+ANT B

Type	Freq(Hz)	Level(dBuV/m)	Limit(dBuV/m)	Margin(dB)	Factor(dB)	Dist(m)	Pol.(H/V)	Azimuth(°)	Height(m)	Comments
AV	11.49G	43.23	54.00	-10.77	13.41	3	V	216	1.93	-
PK	11.49G	57.36	74.00	-16.64	13.41	3	V	216	1.93	-

802.11ac VHT20_Nss1,(MCS0)_2TX

5745MHz_TX

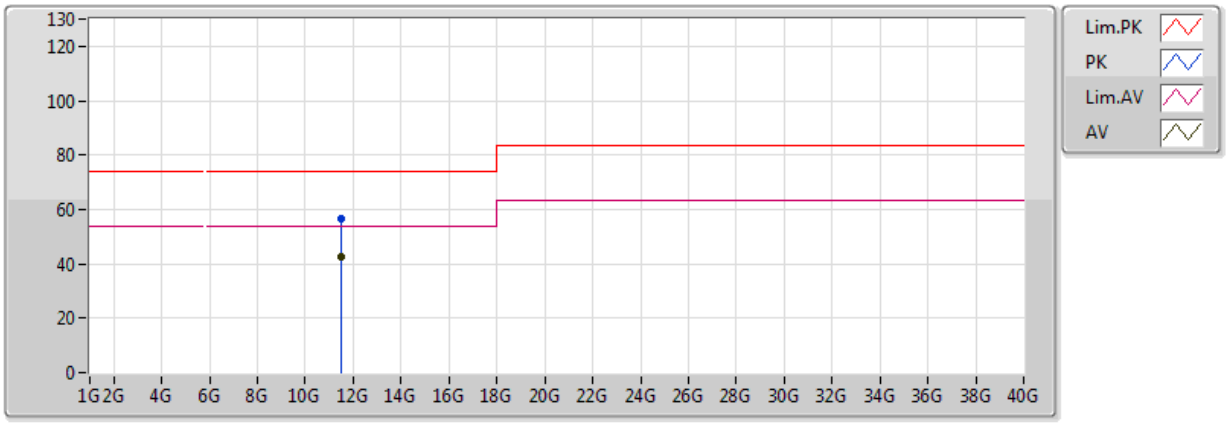

EUT=Z
ANT=Y
ANT= ANT A+ANT B

Type	Freq(Hz)	Level(dBuV/m)	Limit(dBuV/m)	Margin(dB)	Factor(dB)	Dist(m)	Pol.(H/V)	Azimuth(°)	Height(m)	Comments
AV	11.49G	42.81	54.00	-11.19	13.41	3	H	178	2.01	-
PK	11.49G	56.85	74.00	-17.15	13.41	3	H	178	2.01	-

802.11ac VHT20_Nss1,(MCS0)_2TX

5785MHz_TX

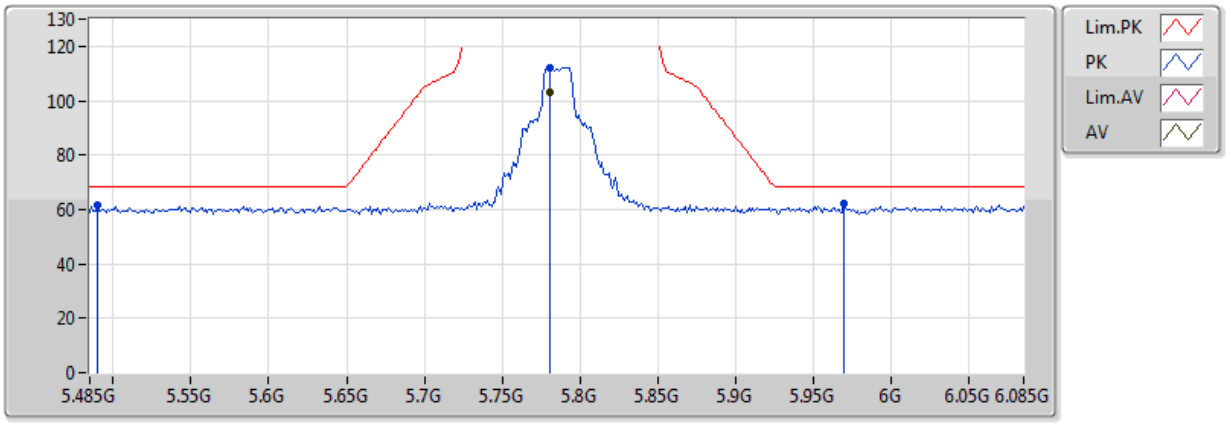

EUT=Z
ANT=Y
ANT= ANT A+ANT B

Type	Freq(Hz)	Level(dBuV/m)	Limit(dBuV/m)	Margin(dB)	Factor(dB)	Dist(m)	Pol.(H/V)	Azimuth(°)	Height(m)	Comments
AV	5.7802G	103.02	Inf	-Inf	8.42	3	V	313	1.07	-
PK	5.4898G	61.79	68.20	-6.41	8.35	3	V	313	1.07	-
PK	5.7802G	112.21	Inf	-Inf	8.42	3	V	313	1.07	-
PK	5.9698G	62.00	68.20	-6.20	8.45	3	V	313	1.07	-

802.11ac VHT20_Nss1,(MCS0)_2TX

5785MHz_TX

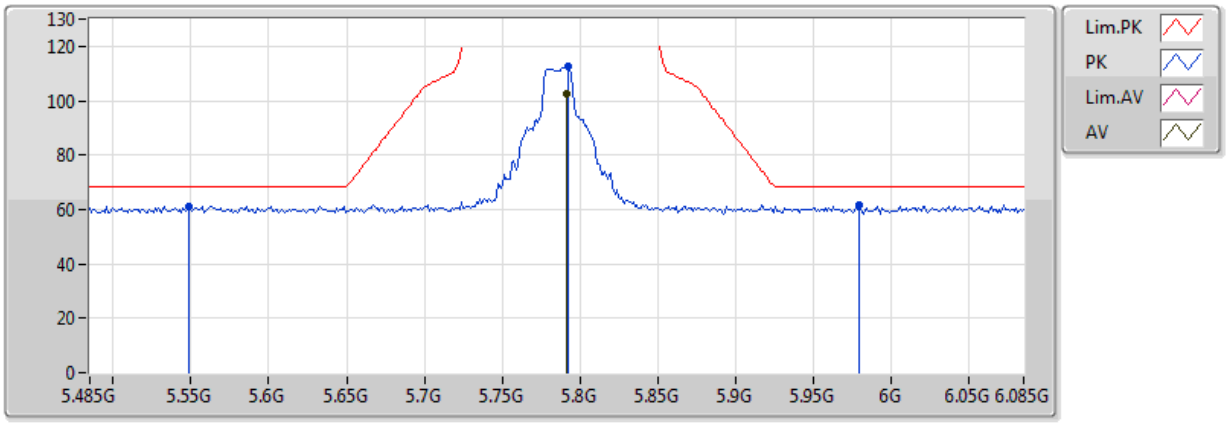

EUT=Z
ANT=Y
ANT= ANT A+ANT B

Type	Freq(Hz)	Level(dBuV/m)	Limit(dBuV/m)	Margin(dB)	Factor(dB)	Dist(m)	Pol.(H/V)	Azimuth(°)	Height(m)	Comments
AV	5.791G	102.78	Inf	-Inf	8.42	3	H	314	1.00	-
PK	5.5486G	61.25	68.20	-6.95	8.37	3	H	314	1.00	-
PK	5.7922G	112.38	Inf	-Inf	8.42	3	H	314	1.00	-
PK	5.9794G	61.64	68.20	-6.56	8.46	3	H	314	1.00	-

802.11ac VHT20_Nss1,(MCS0)_2TX

5785MHz_TX

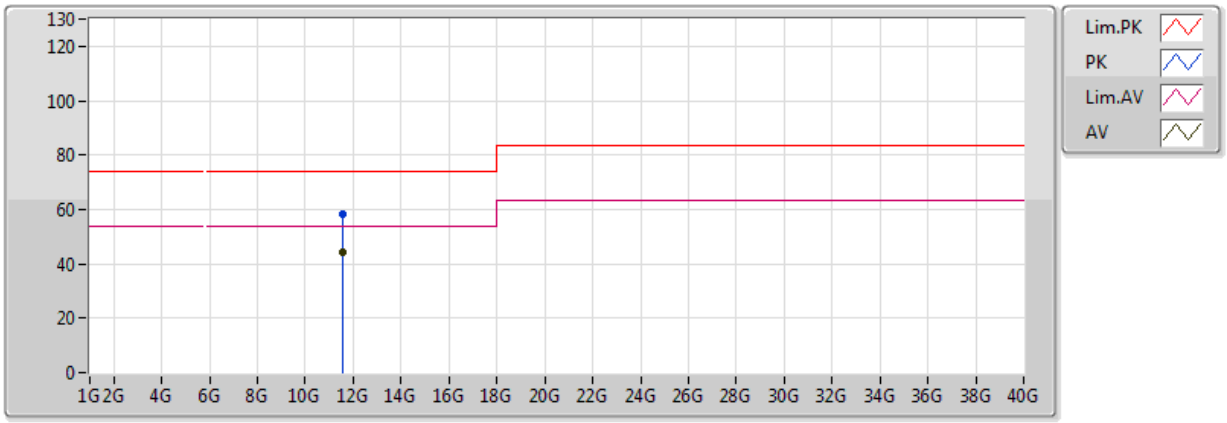

EUT=Z
ANT=Y
ANT= ANT A+ANT B

Type	Freq(Hz)	Level(dBuV/m)	Limit(dBuV/m)	Margin(dB)	Factor(dB)	Dist(m)	Pol.(H/V)	Azimuth(°)	Height(m)	Comments
AV	11.57G	44.29	54.00	-9.71	13.30	3	V	215	1.97	-
PK	11.57G	58.32	74.00	-15.68	13.30	3	V	215	1.97	-

802.11ac VHT20_Nss1,(MCS0)_2TX

5785MHz_TX

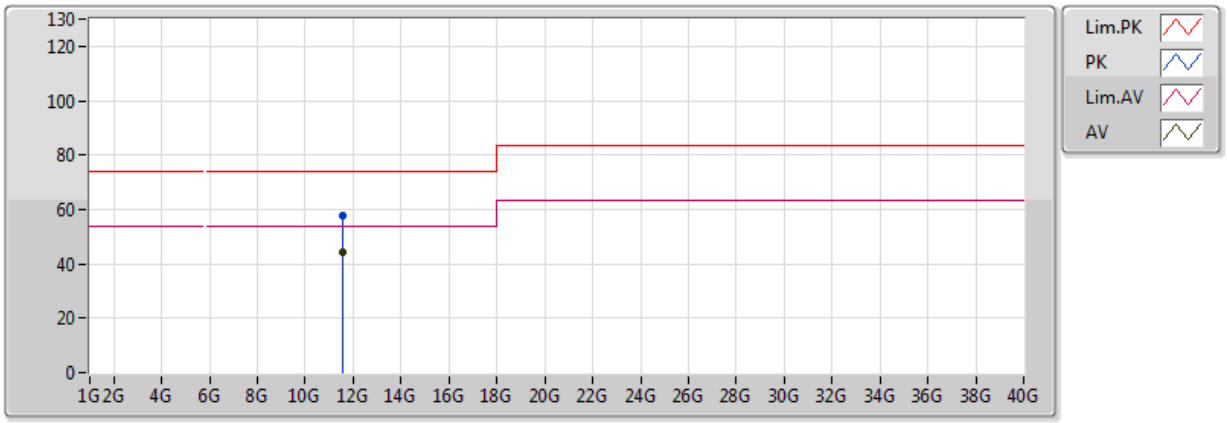

EUT=Z
ANT=Y
ANT= ANT A+ANT B

Type	Freq(Hz)	Level(dBuV/m)	Limit(dBuV/m)	Margin(dB)	Factor(dB)	Dist(m)	Pol.(H/V)	Azimuth(°)	Height(m)	Comments
AV	11.57G	44.50	54.00	-9.50	13.30	3	H	351	2.09	-
PK	11.57G	57.63	74.00	-16.37	13.30	3	H	351	2.09	-

802.11ac VHT20_Nss1,(MCS0)_2TX

5825MHz_TX

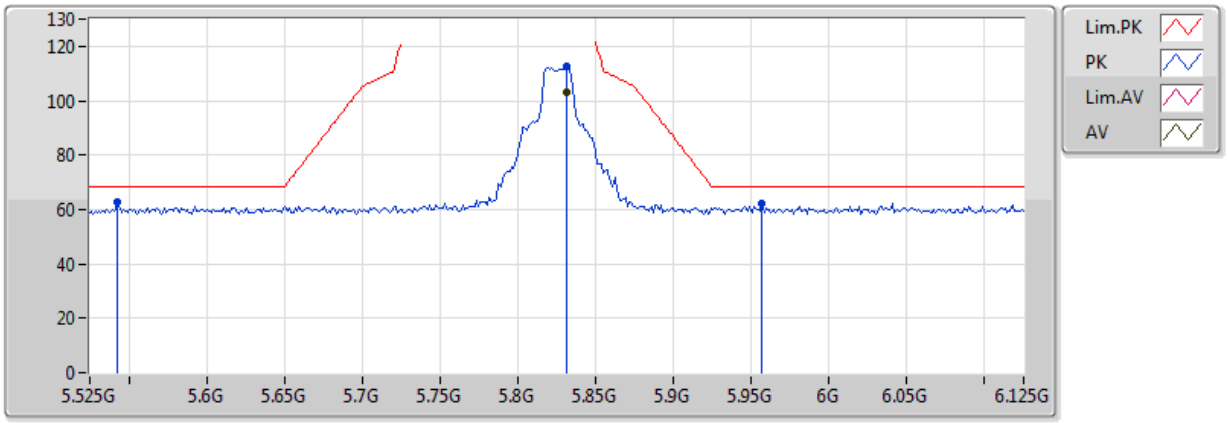

EUT=Z
ANT=Y
ANT= ANT A+ANT B

Type	Freq(Hz)	Level(dBuV/m)	Limit(dBuV/m)	Margin(dB)	Factor(dB)	Dist(m)	Pol.(H/V)	Azimuth(°)	Height(m)	Comments
AV	5.831G	102.85	Inf	-Inf	8.43	3	V	311	1.06	-
PK	5.543G	62.90	68.20	-5.30	8.37	3	V	311	1.06	-
PK	5.831G	112.36	Inf	-Inf	8.43	3	V	311	1.06	-
PK	5.957G	62.10	68.20	-6.10	8.45	3	V	311	1.06	-

802.11ac VHT20_Nss1,(MCS0)_2TX

5825MHz_TX

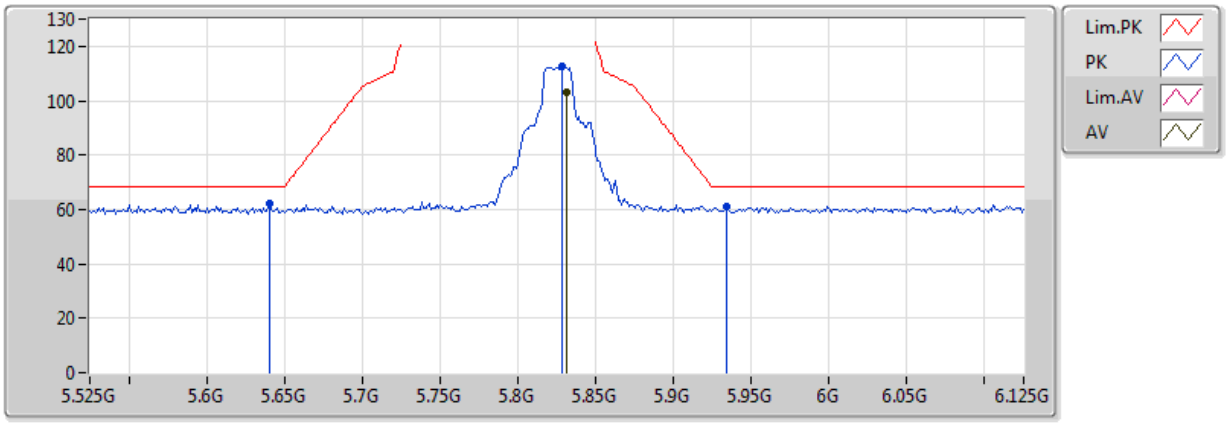

EUT=Z
ANT=Y
ANT= ANT A+ANT B

Type	Freq(Hz)	Level(dBuV/m)	Limit(dBuV/m)	Margin(dB)	Factor(dB)	Dist(m)	Pol.(H/V)	Azimuth(°)	Height(m)	Comments
AV	5.831G	103.26	Inf	-Inf	8.43	3	H	313	1.06	-
PK	5.6402G	62.10	68.20	-6.10	8.39	3	H	313	1.06	-
PK	5.8286G	112.39	Inf	-Inf	NaN	3	H	NaN	NaN	-
PK	5.9342G	60.94	68.20	-7.26	8.45	3	H	313	1.06	-

802.11ac VHT20_Nss1,(MCS0)_2TX

5825MHz_TX

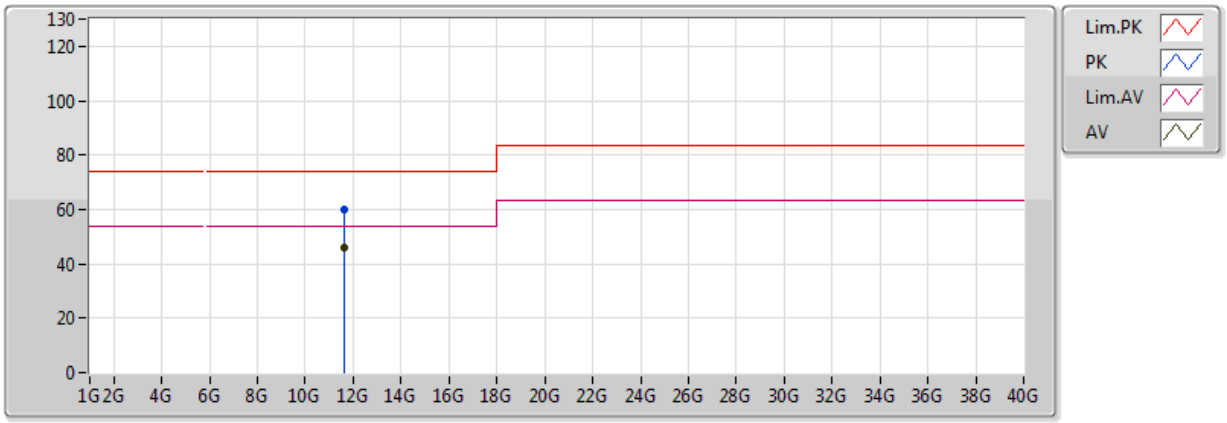

EUT=Z
ANT=Y
ANT= ANT A+ANT B

Type	Freq(Hz)	Level(dBuV/m)	Limit(dBuV/m)	Margin(dB)	Factor(dB)	Dist(m)	Pol.(H/V)	Azimuth(°)	Height(m)	Comments
AV	11.65G	45.93	54.00	-8.07	15.36	3	V	202	1.50	-
PK	11.65G	59.69	74.00	-14.31	15.36	3	V	202	1.50	-

802.11ac VHT20_Nss1,(MCS0)_2TX

5825MHz_TX

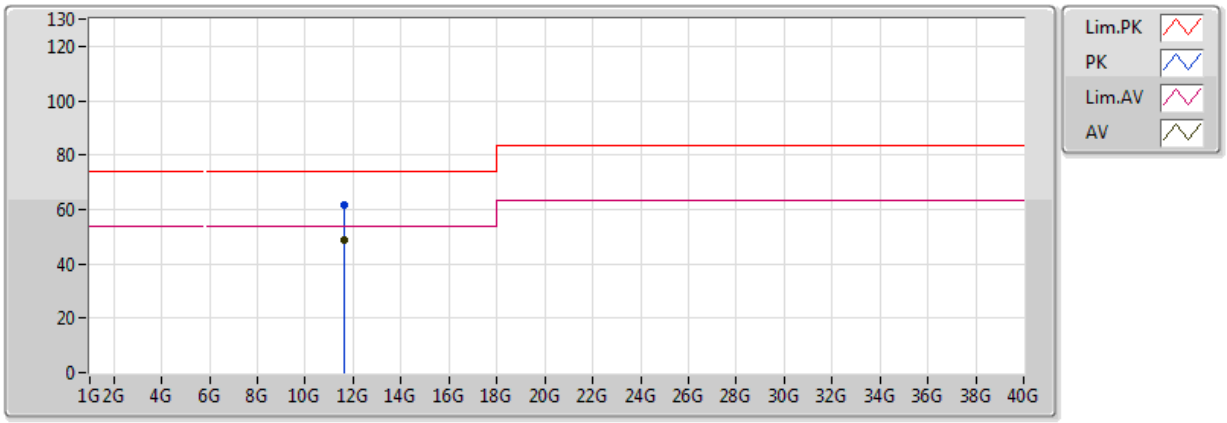

EUT=Z
ANT=Y
ANT= ANT A+ANT B

Type	Freq(Hz)	Level(dBuV/m)	Limit(dBuV/m)	Margin(dB)	Factor(dB)	Dist(m)	Pol.(H/V)	Azimuth(°)	Height(m)	Comments
AV	11.65G	48.65	54.00	-5.35	15.36	3	V	9	2.23	-
PK	11.65G	61.51	74.00	-12.49	15.36	3	V	9	2.23	-

802.11ac VHT40_Nss1,(MCS0)_2TX

5190MHz_TX

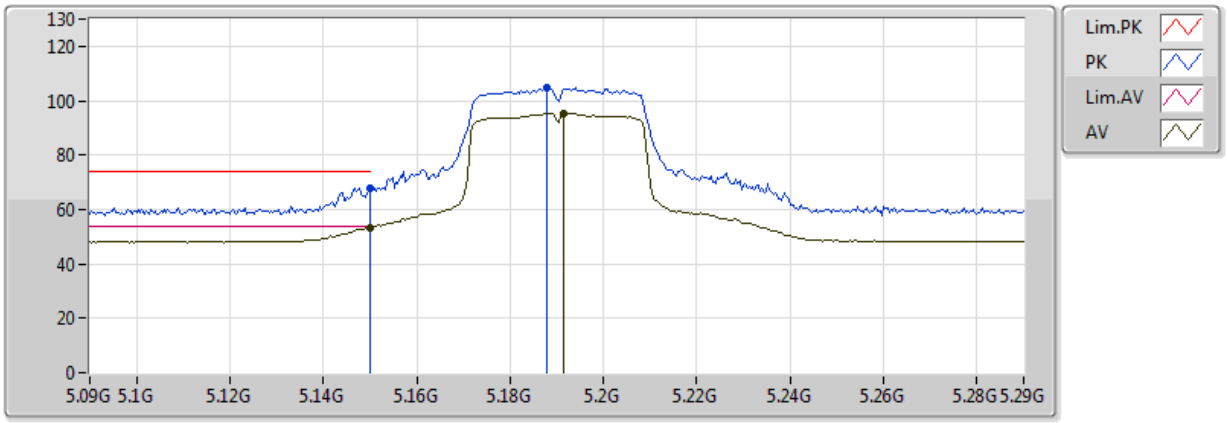

EUT=Z
ANT=Y
ANT= ANT A+ANT B

Type	Freq(Hz)	Level(dBuV/m)	Limit(dBuV/m)	Margin(dB)	Factor(dB)	Dist(m)	Pol.(H/V)	Azimuth(°)	Height(m)	Comments
AV	5.149995G	53.25	54.00	-0.75	7.46	3	V	310	2.22	-
AV	5.1916G	95.41	Inf	-Inf	7.58	3	V	310	2.22	-
PK	5.149995G	67.71	74.00	-6.29	7.46	3	V	310	2.22	-
PK	5.188G	104.65	Inf	-Inf	7.57	3	V	310	2.22	-

802.11ac VHT40_Nss1,(MCS0)_2TX

5190MHz_TX

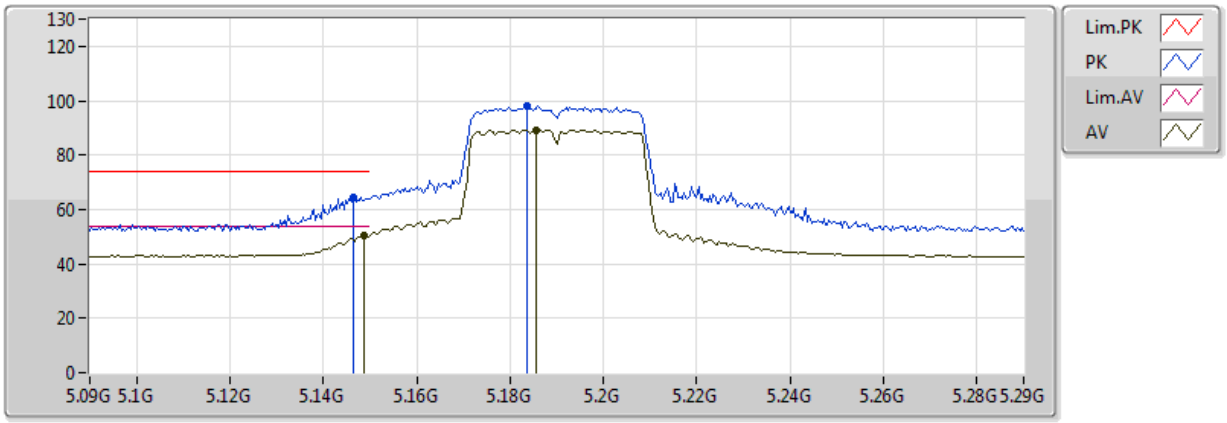

EUT=Z
ANT=Y
ANT= ANT A+ANT B

Type	Freq(Hz)	Level(dBuV/m)	Limit(dBuV/m)	Margin(dB)	Factor(dB)	Dist(m)	Pol.(H/V)	Azimuth(°)	Height(m)	Comments
AV	5.1488G	50.29	54.00	-3.71	7.43	3	H	125	1.74	-
AV	5.1856G	89.34	Inf	-Inf	7.55	3	H	125	1.74	-
PK	5.1464G	64.48	74.00	-9.52	7.45	3	H	125	1.74	-
PK	5.1836G	98.05	Inf	-Inf	7.52	3	H	125	1.74	-

802.11ac VHT40_Nss1,(MCS0)_2TX

5190MHz_TX

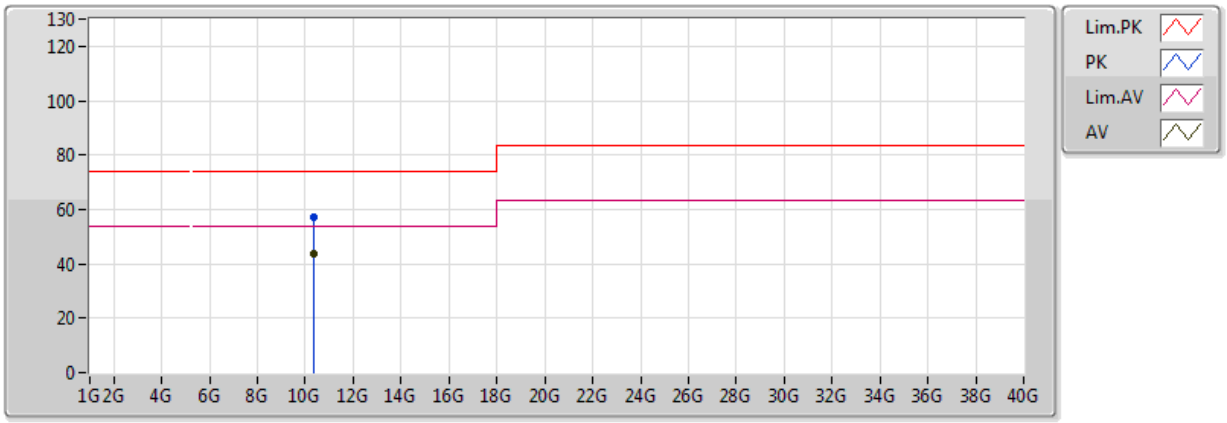

EUT=Z
ANT=Y
ANT= ANT A+ANT B

Type	Freq(Hz)	Level(dBuV/m)	Limit(dBuV/m)	Margin(dB)	Factor(dB)	Dist(m)	Pol.(H/V)	Azimuth(°)	Height(m)	Comments
AV	10.38G	43.92	54.00	-10.08	13.42	3	V	59	1.50	-
PK	10.38G	57.22	74.00	-16.78	13.42	3	V	59	1.50	-

802.11ac VHT40_Nss1,(MCS0)_2TX

5190MHz_TX

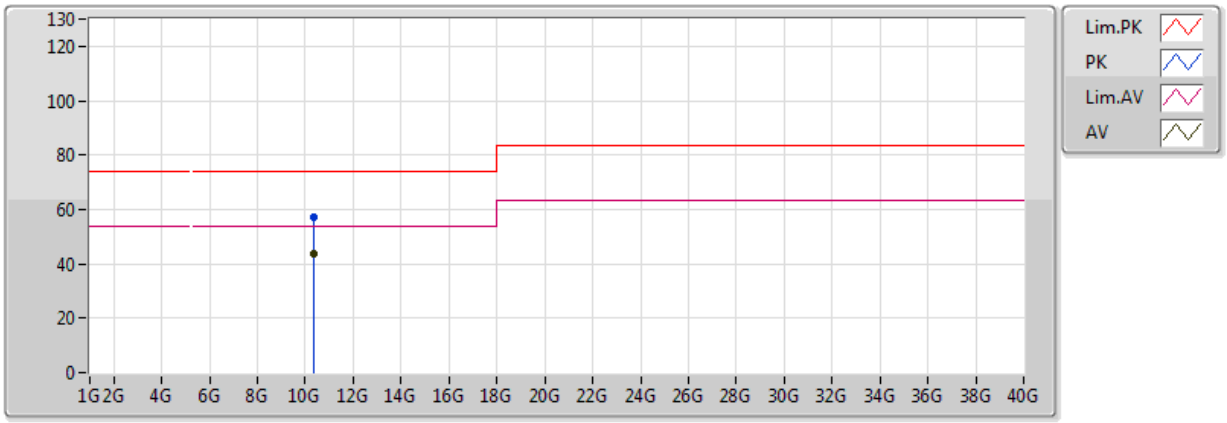

EUT=Z
ANT=Y
ANT= ANT A+ANT B

Type	Freq(Hz)	Level(dBuV/m)	Limit(dBuV/m)	Margin(dB)	Factor(dB)	Dist(m)	Pol.(H/V)	Azimuth(°)	Height(m)	Comments
AV	10.38G	43.84	54.00	-10.16	13.42	3	H	148	1.14	-
PK	10.38G	57.29	74.00	-16.71	13.42	3	H	148	1.14	-

802.11ac VHT40_Nss1,(MCS0)_2TX

5230MHz_TX

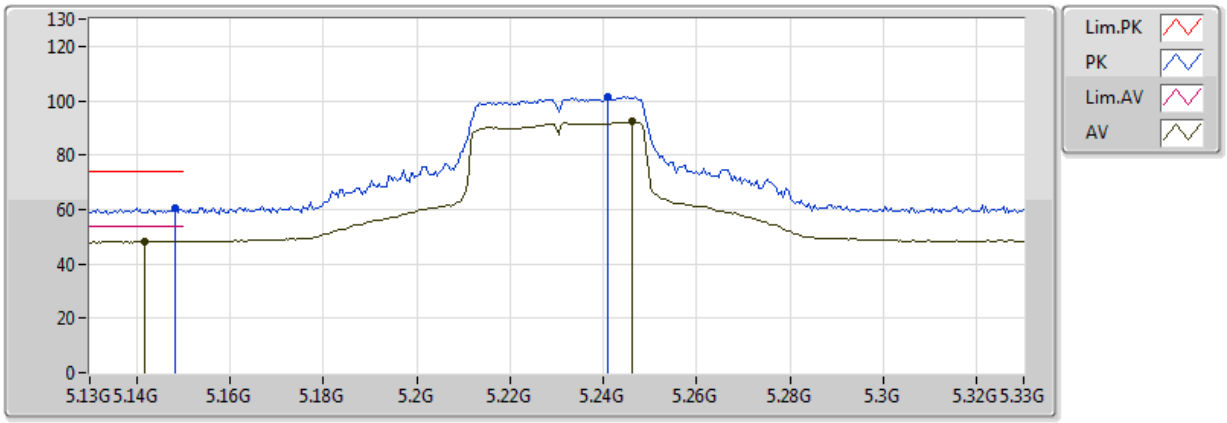

EUT=Z
ANT=Y
ANT=ANT A+ANT B

Type	Freq(Hz)	Level(dBuV/m)	Limit(dBuV/m)	Margin(dB)	Factor(dB)	Dist(m)	Pol.(H/V)	Azimuth(°)	Height(m)	Comments
AV	5.1416G	48.19	54.00	-5.81	7.43	3	H	346	2.49	-
AV	5.246G	92.23	Inf	-Inf	7.71	3	H	346	2.49	-
PK	5.1484G	60.69	74.00	-13.31	7.46	3	H	346	2.49	-
PK	5.2408G	101.44	Inf	-Inf	7.70	3	H	346	2.49	-

802.11ac VHT40_Nss1,(MCS0)_2TX

5230MHz_TX

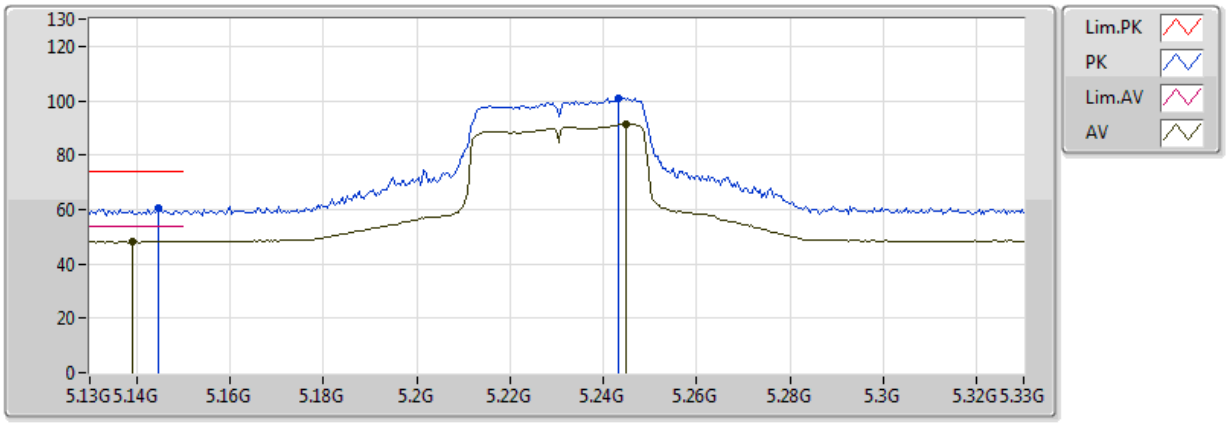

EUT=Z
ANT=Y
ANT=ANT A+ANT B

Type	Freq(Hz)	Level(dBuV/m)	Limit(dBuV/m)	Margin(dB)	Factor(dB)	Dist(m)	Pol.(H/V)	Azimuth(°)	Height(m)	Comments
AV	5.1392G	48.20	54.00	-5.80	7.43	3	H	344	2.78	-
AV	5.2448G	91.32	Inf	-Inf	7.71	3	H	344	2.78	-
PK	5.1448G	60.57	74.00	-13.43	7.44	3	H	344	2.78	-
PK	5.2432G	100.70	Inf	-Inf	7.71	3	H	344	2.78	-

802.11ac VHT40_Nss1,(MCS0)_2TX

5230MHz_TX

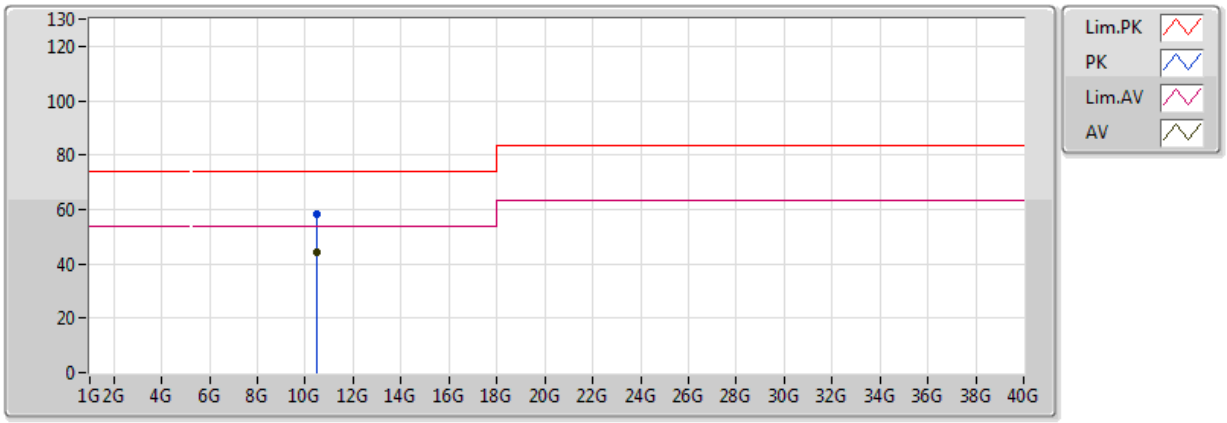

EUT=Z
ANT=Y
ANT=ANT A+ANT B

Type	Freq(Hz)	Level(dBuV/m)	Limit(dBuV/m)	Margin(dB)	Factor(dB)	Dist(m)	Pol.(H/V)	Azimuth(°)	Height(m)	Comments
AV	10.46G	44.43	54.00	-9.57	13.56	3	V	197	2.32	-
PK	10.46G	58.06	74.00	-15.94	13.56	3	V	197	2.32	-

802.11ac VHT40_Nss1,(MCS0)_2TX

5230MHz_TX

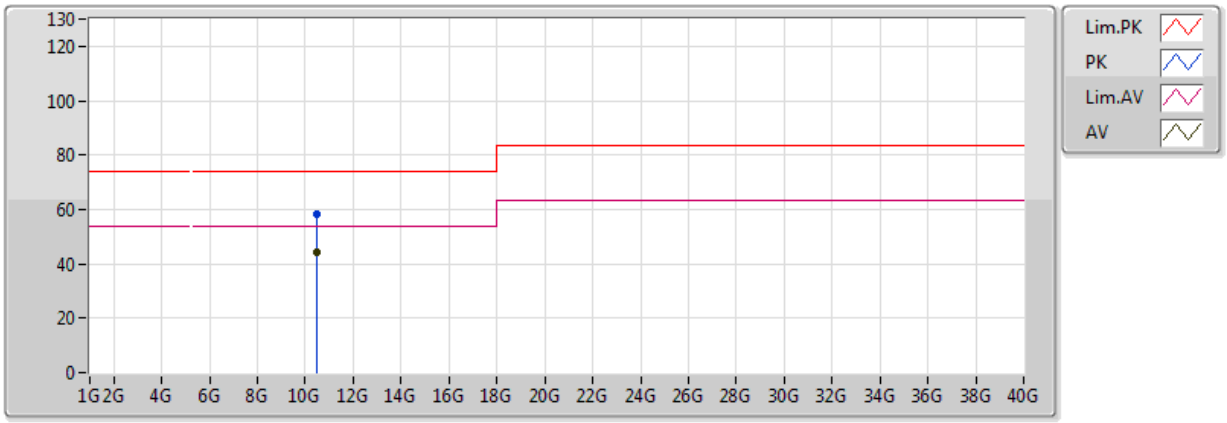

EUT=Z
ANT=Y
ANT=ANT A+ANT B

Type	Freq(Hz)	Level(dBuV/m)	Limit(dBuV/m)	Margin(dB)	Factor(dB)	Dist(m)	Pol.(H/V)	Azimuth(°)	Height(m)	Comments
AV	10.46G	44.27	54.00	-9.73	13.56	3	H	296	1.50	-
PK	10.46G	58.39	74.00	-15.61	13.56	3	H	296	1.50	-

802.11ac VHT40_Nss1,(MCS0)_2TX

5270MHz_TX

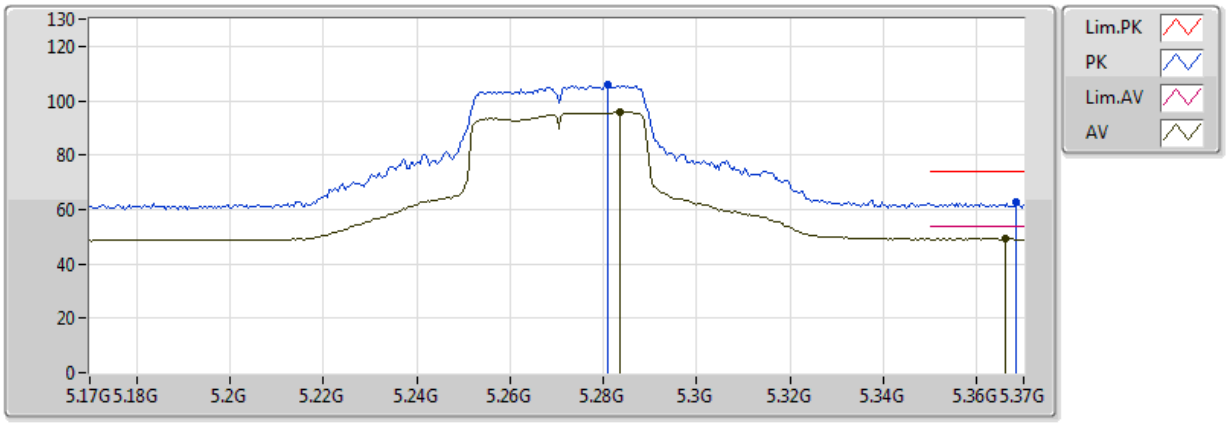

EUT=Z
ANT=Y
ANT=ANT A+ANT B

Type	Freq(Hz)	Level(dBuV/m)	Limit(dBuV/m)	Margin(dB)	Factor(dB)	Dist(m)	Pol.(H/V)	Azimuth(°)	Height(m)	Comments
AV	5.2836G	95.81	Inf	-Inf	7.79	3	V	280	1.27	-
AV	5.366G	49.25	54.00	-4.75	8.03	3	V	280	1.27	-
PK	5.2808G	106.06	Inf	-Inf	7.79	3	V	280	1.27	-
PK	5.3684G	62.51	74.00	-11.49	8.04	3	V	280	1.27	-

802.11ac VHT40_Nss1,(MCS0)_2TX

5270MHz_TX

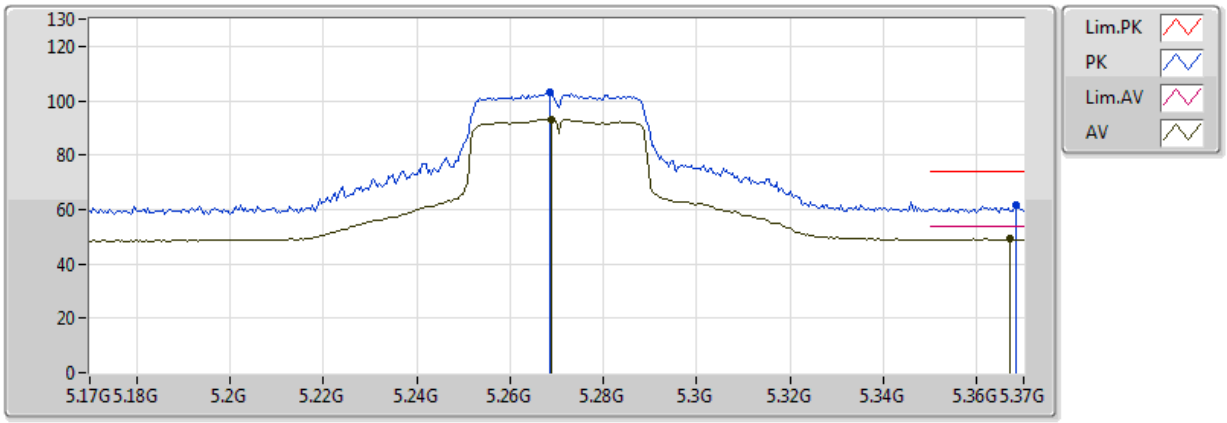

EUT=Z
ANT=Y
ANT=ANT A+ANT B

Type	Freq(Hz)	Level(dBuV/m)	Limit(dBuV/m)	Margin(dB)	Factor(dB)	Dist(m)	Pol.(H/V)	Azimuth(°)	Height(m)	Comments
AV	5.2688G	93.22	Inf	-Inf	7.76	3	H	345	2.61	-
AV	5.3672G	49.12	54.00	-4.88	8.03	3	H	345	2.61	-
PK	5.2684G	103.01	Inf	-Inf	7.76	3	H	345	2.61	-
PK	5.3684G	61.41	74.00	-12.59	8.04	3	H	345	2.61	-

802.11ac VHT40_Nss1,(MCS0)_2TX

5270MHz_TX

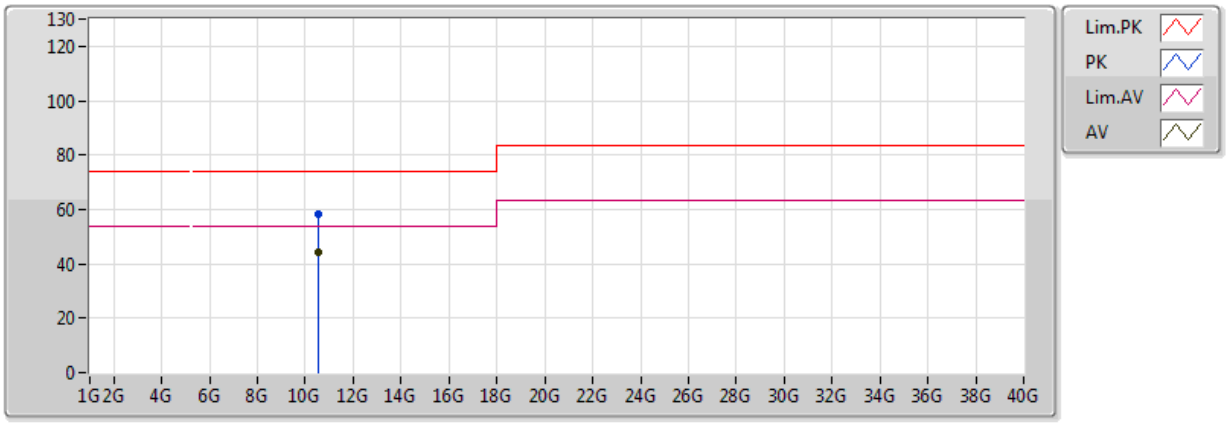

EUT=Z
ANT=Y
ANT=ANT A+ANT B

Type	Freq(Hz)	Level(dBuV/m)	Limit(dBuV/m)	Margin(dB)	Factor(dB)	Dist(m)	Pol.(H/V)	Azimuth(°)	Height(m)	Comments
AV	10.54G	44.34	54.00	-9.66	13.71	3	V	196	1.30	-
PK	10.54G	58.08	74.00	-15.92	13.71	3	V	196	1.30	-

802.11ac VHT40_Nss1,(MCS0)_2TX

5270MHz_TX

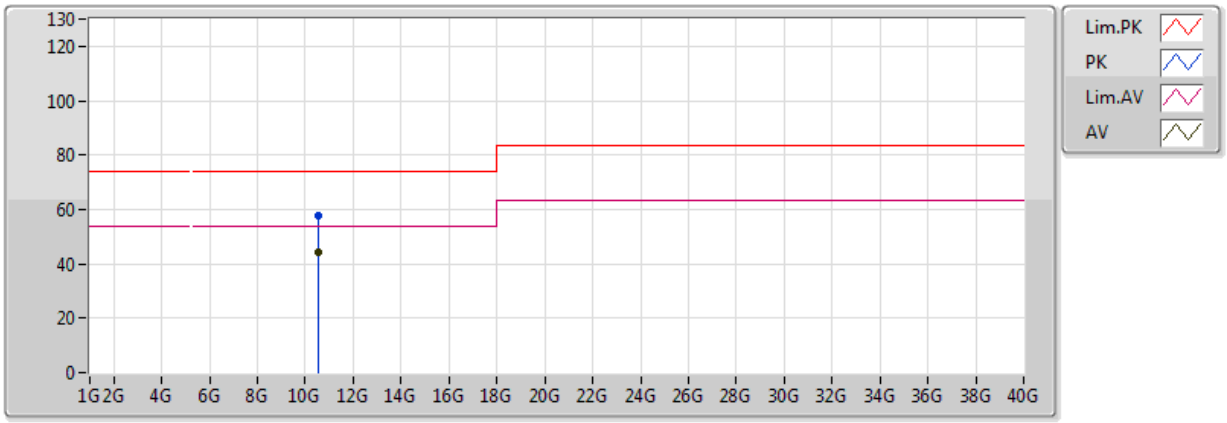

EUT=Z
ANT=Y
ANT=ANT A+ANT B

Type	Freq(Hz)	Level(dBuV/m)	Limit(dBuV/m)	Margin(dB)	Factor(dB)	Dist(m)	Pol.(H/V)	Azimuth(°)	Height(m)	Comments
AV	10.54G	44.03	54.00	-9.97	13.71	3	H	135	1.50	-
PK	10.54G	57.73	74.00	-16.27	13.71	3	H	135	1.50	-

802.11ac VHT40_Nss1,(MCS0)_2TX

5310MHz_TX

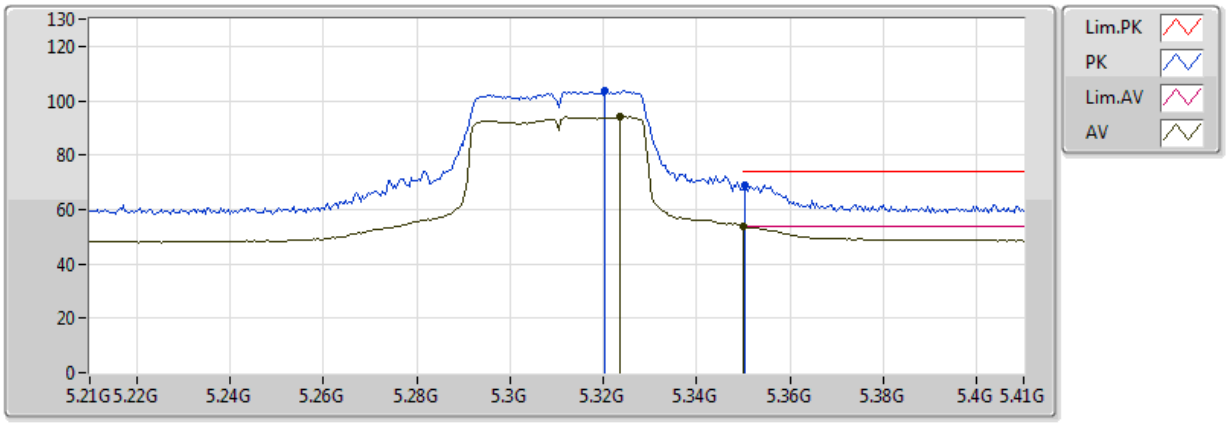

EUT=Z
ANT=Y
ANT=ANT A+ANT B

Type	Freq(Hz)	Level(dBuV/m)	Limit(dBuV/m)	Margin(dB)	Factor(dB)	Dist(m)	Pol.(H/V)	Azimuth(°)	Height(m)	Comments
AV	5.3236G	94.04	Inf	-Inf	7.90	3	V	276	1.26	-
AV	5.350005G	53.87	54.00	-0.13	7.98	3	V	276	1.26	-
PK	5.3204G	103.81	Inf	-Inf	7.89	3	V	276	1.26	-
PK	5.3504G	69.09	74.00	-4.91	7.98	3	V	276	1.26	-

802.11ac VHT40_Nss1,(MCS0)_2TX

5310MHz_TX

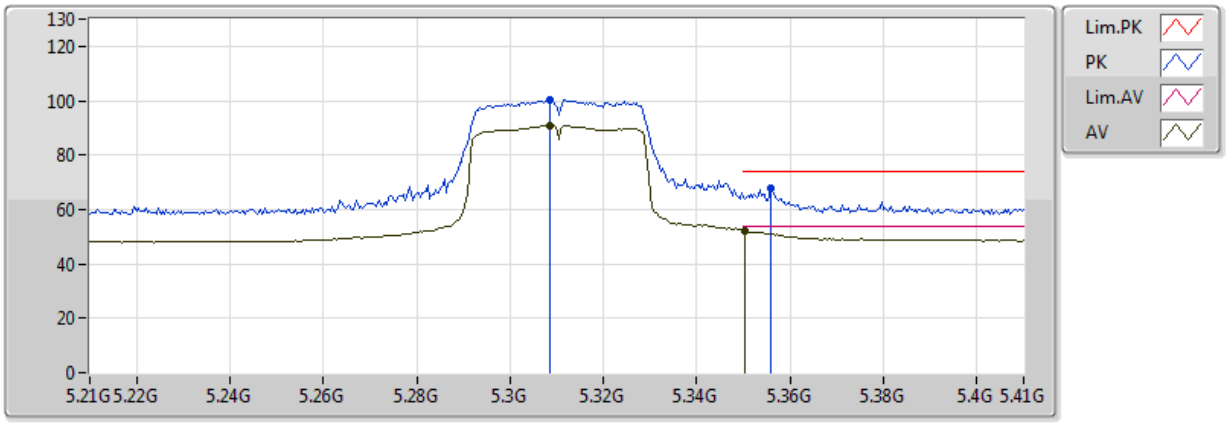

EUT=Z
ANT=Y
ANT=ANT A+ANT B

Type	Freq(Hz)	Level(dBuV/m)	Limit(dBuV/m)	Margin(dB)	Factor(dB)	Dist(m)	Pol.(H/V)	Azimuth(°)	Height(m)	Comments
AV	5.3084G	90.92	Inf	-Inf	7.86	3	H	349	2.84	-
AV	5.3504G	52.04	54.00	-1.96	7.98	3	H	349	2.84	-
PK	5.3084G	100.23	Inf	-Inf	7.86	3	H	349	2.84	-
PK	5.356G	67.90	74.00	-6.10	8.00	3	H	349	2.84	-

802.11ac VHT40_Nss1,(MCS0)_2TX

5310MHz_TX

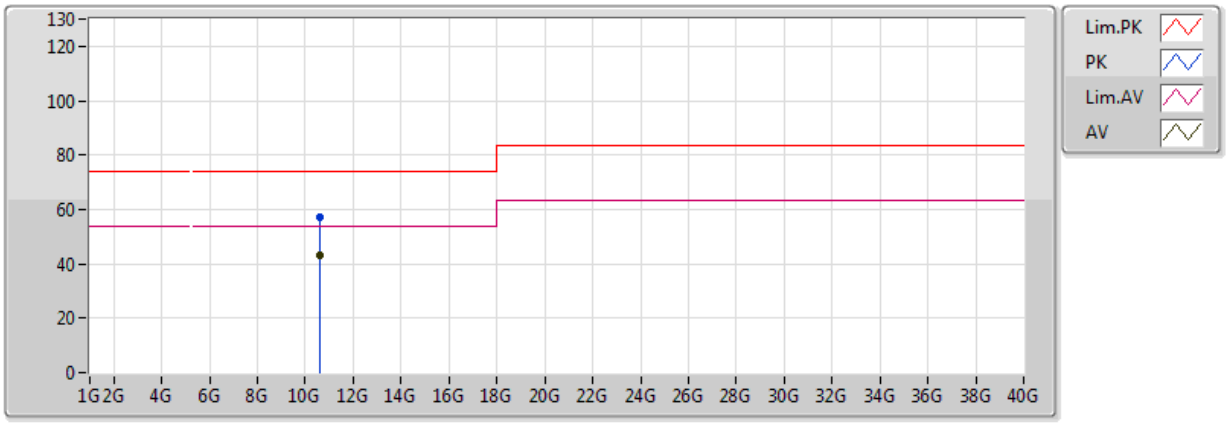

EUT=Z
ANT=Y
ANT=ANT A+ANT B

Type	Freq(Hz)	Level(dBuV/m)	Limit(dBuV/m)	Margin(dB)	Factor(dB)	Dist(m)	Pol.(H/V)	Azimuth(°)	Height(m)	Comments
AV	10.62G	43.41	54.00	-10.59	13.85	3	V	154	1.50	-
PK	10.62G	57.11	74.00	-16.89	13.85	3	V	154	1.50	-

802.11ac VHT40_Nss1,(MCS0)_2TX

5310MHz_TX

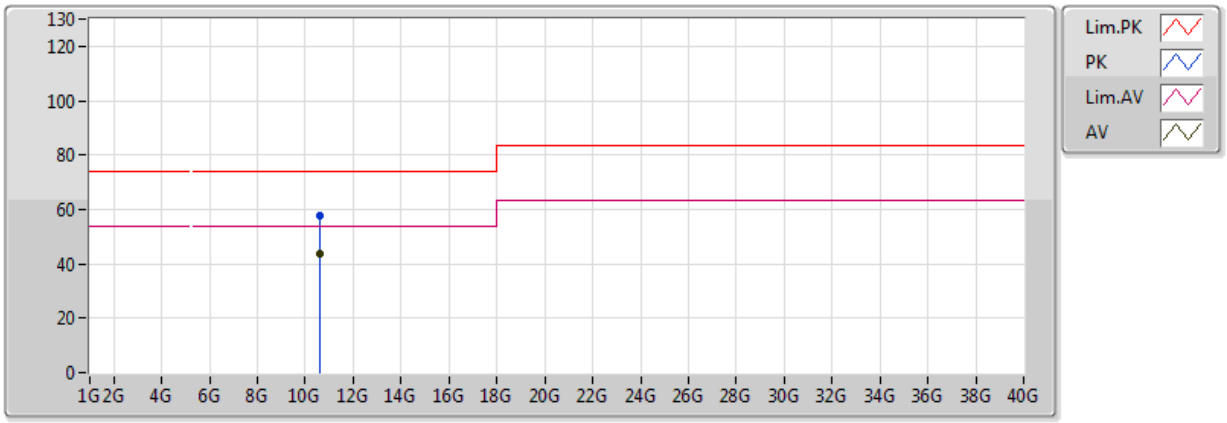

EUT=Z
ANT=Y
ANT=ANT A+ANT B

Type	Freq(Hz)	Level(dBuV/m)	Limit(dBuV/m)	Margin(dB)	Factor(dB)	Dist(m)	Pol.(H/V)	Azimuth(°)	Height(m)	Comments
AV	10.62G	43.46	54.00	-10.54	13.85	3	H	314	1.60	-
PK	10.62G	57.67	74.00	-16.33	13.85	3	H	314	1.60	-

802.11ac VHT40_Nss1,(MCS0)_2TX

5510MHz_TX

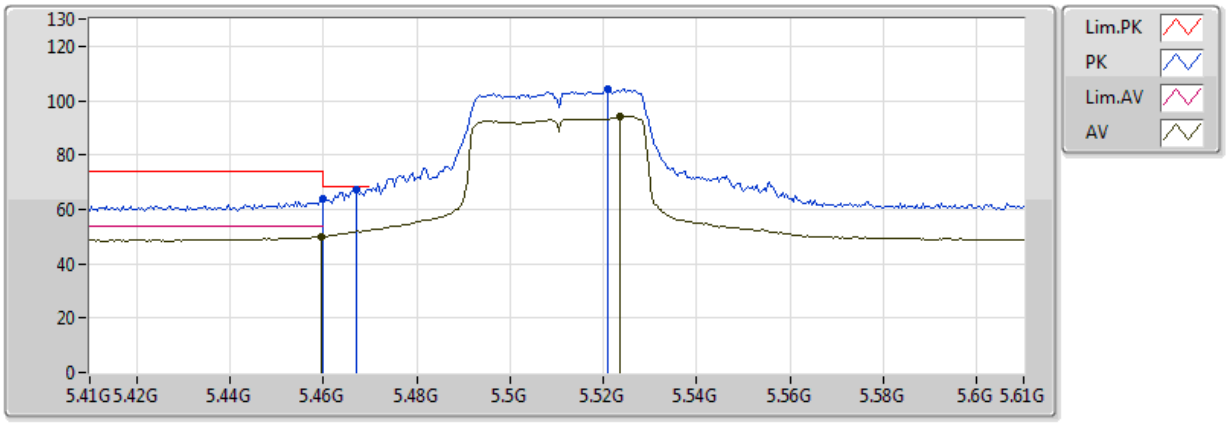

EUT=Z
ANT=Y
ANT=ANT A+ANT B

Type	Freq(Hz)	Level(dBuV/m)	Limit(dBuV/m)	Margin(dB)	Factor(dB)	Dist(m)	Pol.(H/V)	Azimuth(°)	Height(m)	Comments
AV	5.4596G	50.03	54.00	-3.97	8.27	3	V	279	1.37	-
AV	5.5236G	94.13	Inf	-Inf	8.37	3	V	279	1.37	-
PK	5.46G	63.95	74.00	-10.05	8.27	3	V	279	1.37	-
PK	5.4672G	67.35	68.20	-0.85	8.29	3	V	279	1.37	-
PK	5.5208G	104.35	Inf	-Inf	8.37	3	V	279	1.37	-

802.11ac VHT40_Nss1,(MCS0)_2TX

5510MHz_TX

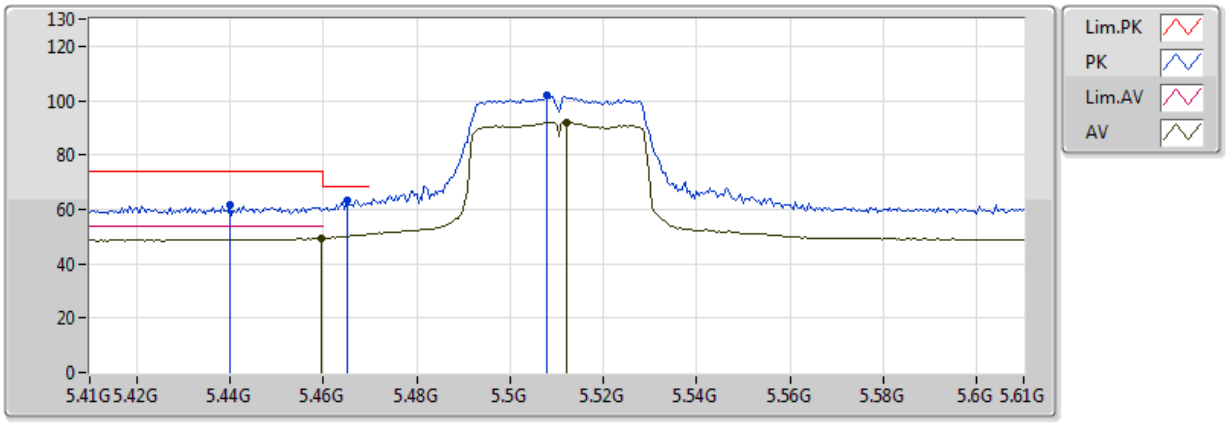

EUT=Z
ANT=Y
ANT=ANT A+ANT B

Type	Freq(Hz)	Level(dBuV/m)	Limit(dBuV/m)	Margin(dB)	Factor(dB)	Dist(m)	Pol.(H/V)	Azimuth(°)	Height(m)	Comments
AV	5.4596G	49.24	54.00	-4.76	8.27	3	H	214	1.20	-
AV	5.512G	92.14	Inf	-Inf	8.37	3	H	214	1.20	-
PK	5.44G	61.67	74.00	-12.33	8.23	3	H	214	1.20	-
PK	5.4652G	63.40	68.20	-4.80	8.29	3	H	214	1.20	-
PK	5.508G	101.71	Inf	-Inf	8.37	3	H	214	1.20	-

802.11ac VHT40_Nss1,(MCS0)_2TX

5510MHz_TX

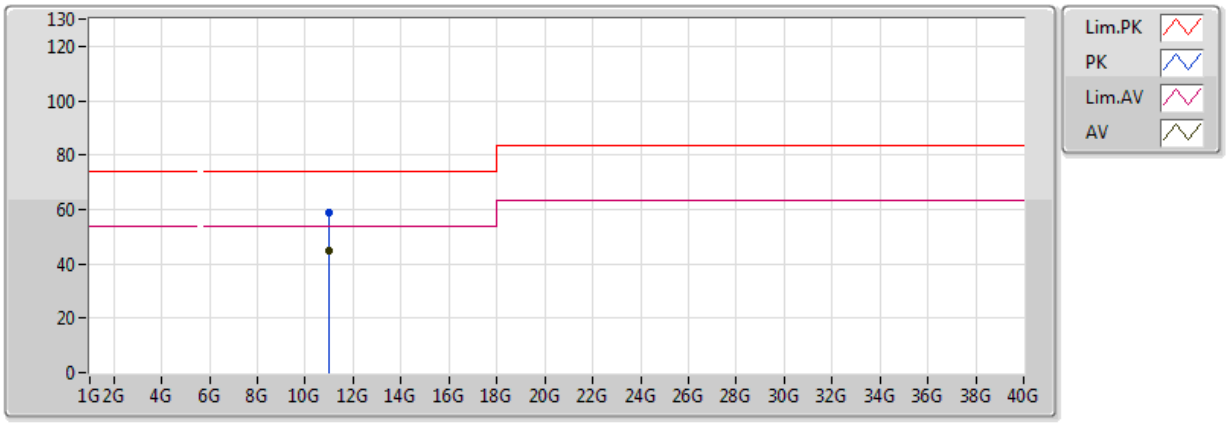

EUT=Z
ANT=Y
ANT=ANT A+ANT B

Type	Freq(Hz)	Level(dBuV/m)	Limit(dBuV/m)	Margin(dB)	Factor(dB)	Dist(m)	Pol.(H/V)	Azimuth(°)	Height(m)	Comments
AV	11.02G	45.07	54.00	-8.93	14.54	3	V	201	1.12	-
PK	11.02G	58.71	74.00	-15.29	14.54	3	V	201	1.12	-

802.11ac VHT40_Nss1,(MCS0)_2TX

5510MHz_TX

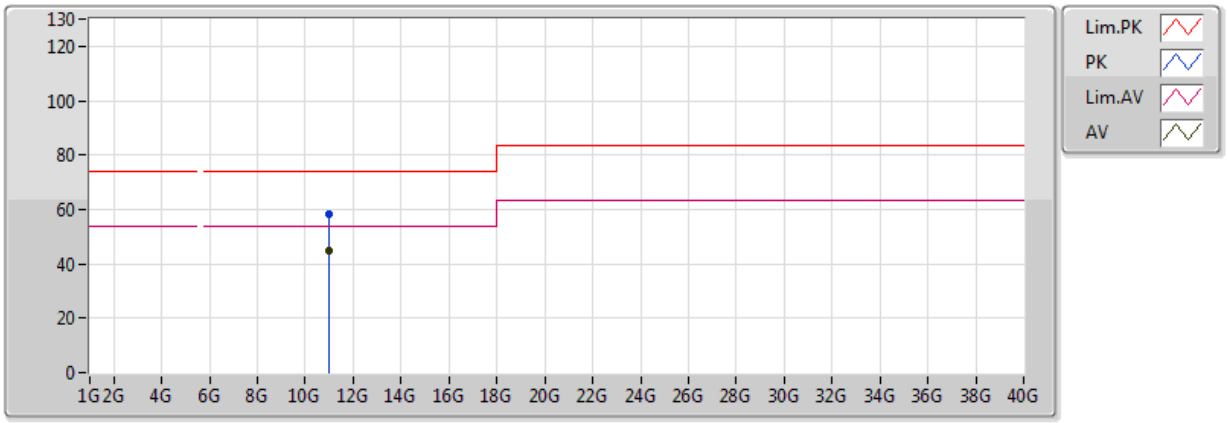

EUT=Z
ANT=Y
ANT=ANT A+ANT B

Type	Freq(Hz)	Level(dBuV/m)	Limit(dBuV/m)	Margin(dB)	Factor(dB)	Dist(m)	Pol.(H/V)	Azimuth(°)	Height(m)	Comments
AV	11.02G	45.02	54.00	-8.98	14.54	3	H	233	1.27	-
PK	11.02G	58.41	74.00	-15.59	14.54	3	H	233	1.27	-

802.11ac VHT40_Nss1,(MCS0)_2TX

5550MHz_TX

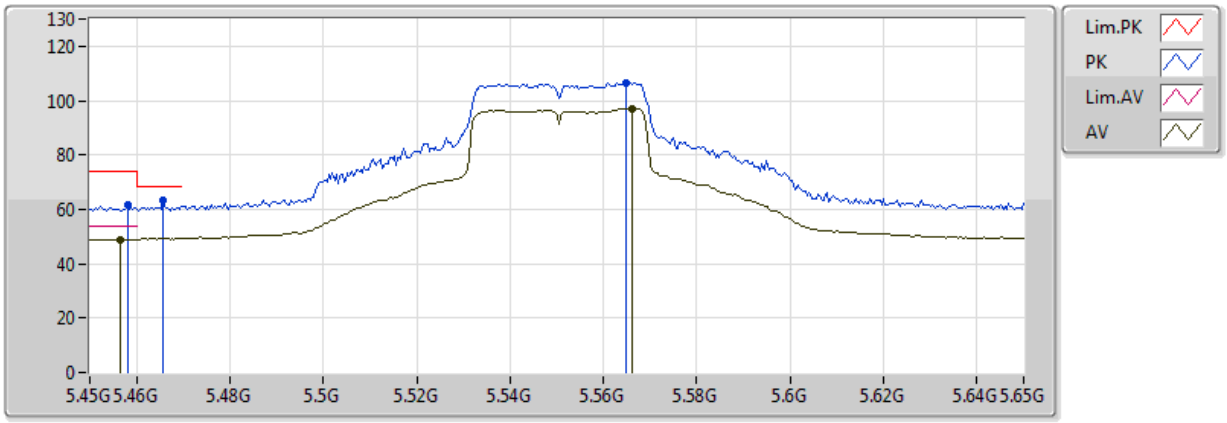

EUT=Z
ANT=Y
ANT=ANT A+ANT B

Type	Freq(Hz)	Level(dBuV/m)	Limit(dBuV/m)	Margin(dB)	Factor(dB)	Dist(m)	Pol.(H/V)	Azimuth(°)	Height(m)	Comments
AV	5.4564G	48.97	54.00	-5.03	8.27	3	V	279	1.32	-
AV	5.566G	97.12	Inf	-Inf	8.38	3	V	279	1.32	-
PK	5.458G	61.36	74.00	-12.64	8.27	3	V	279	1.32	-
PK	5.4656G	63.36	68.20	-4.84	8.29	3	V	279	1.32	-
PK	5.5648G	106.64	Inf	-Inf	8.38	3	V	279	1.32	-

802.11ac VHT40_Nss1,(MCS0)_2TX

5550MHz_TX

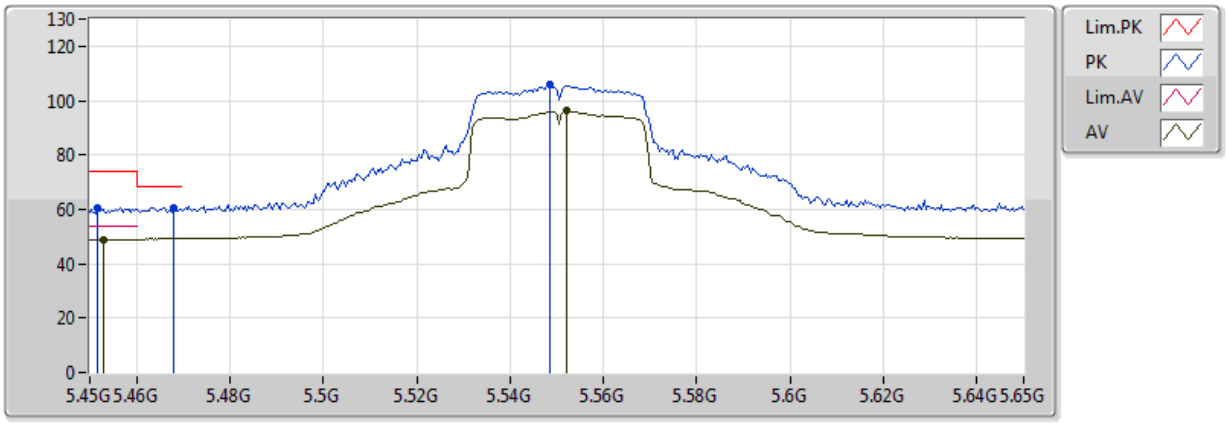

EUT=Z
ANT=Y
ANT=ANT A+ANT B

Type	Freq(Hz)	Level(dBuV/m)	Limit(dBuV/m)	Margin(dB)	Factor(dB)	Dist(m)	Pol.(H/V)	Azimuth(°)	Height(m)	Comments
AV	5.4528G	48.99	54.00	-5.01	8.26	3	H	214	1.14	-
AV	5.552G	96.14	Inf	-Inf	8.38	3	H	214	1.14	-
PK	5.4516G	60.66	74.00	-13.34	8.25	3	H	214	1.14	-
PK	5.468G	60.71	68.20	-7.49	8.29	3	H	214	1.14	-
PK	5.5484G	105.92	Inf	-Inf	8.37	3	H	214	1.14	-

802.11ac VHT40_Nss1,(MCS0)_2TX

5550MHz_TX

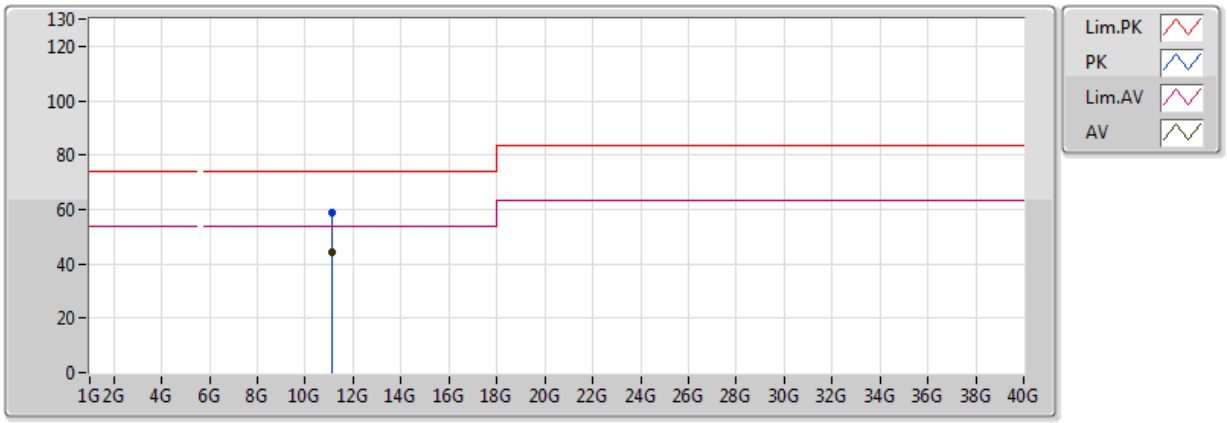

EUT=Z
ANT=Y
ANT=ANT A+ANT B

Type	Freq(Hz)	Level(dBuV/m)	Limit(dBuV/m)	Margin(dB)	Factor(dB)	Dist(m)	Pol.(H/V)	Azimuth(°)	Height(m)	Comments
AV	11.1G	44.34	54.00	-9.66	14.64	3	V	336	1.50	-
PK	11.1G	58.63	74.00	-15.37	14.64	3	V	336	1.50	-

802.11ac VHT40_Nss1,(MCS0)_2TX

5550MHz_TX

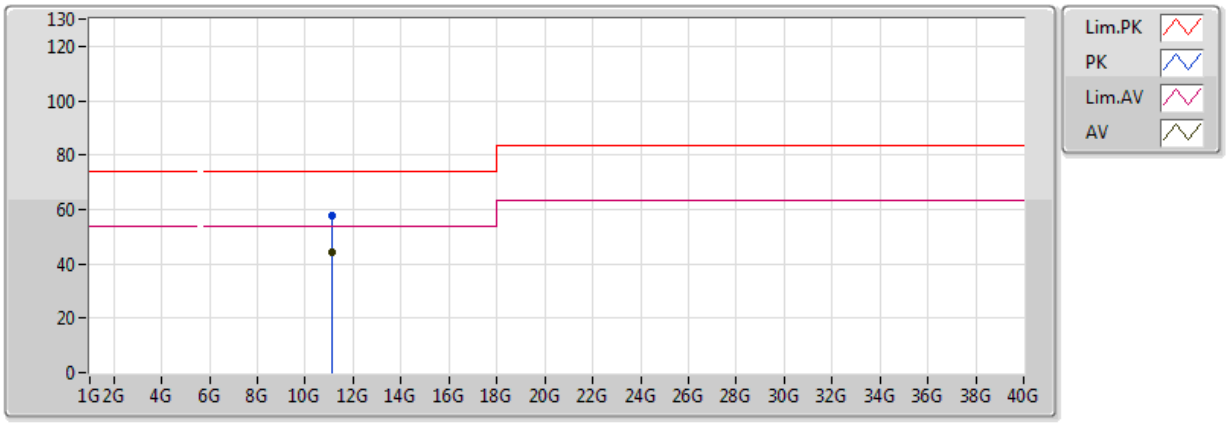

EUT=Z
ANT=Y
ANT=ANT A+ANT B

Type	Freq(Hz)	Level(dBuV/m)	Limit(dBuV/m)	Margin(dB)	Factor(dB)	Dist(m)	Pol.(H/V)	Azimuth(°)	Height(m)	Comments
AV	11.1G	44.30	54.00	-9.70	14.64	3	H	172	1.50	-
PK	11.1G	57.68	74.00	-16.32	14.64	3	H	172	1.50	-

802.11ac VHT40_Nss1,(MCS0)_2TX

5670MHz_TX

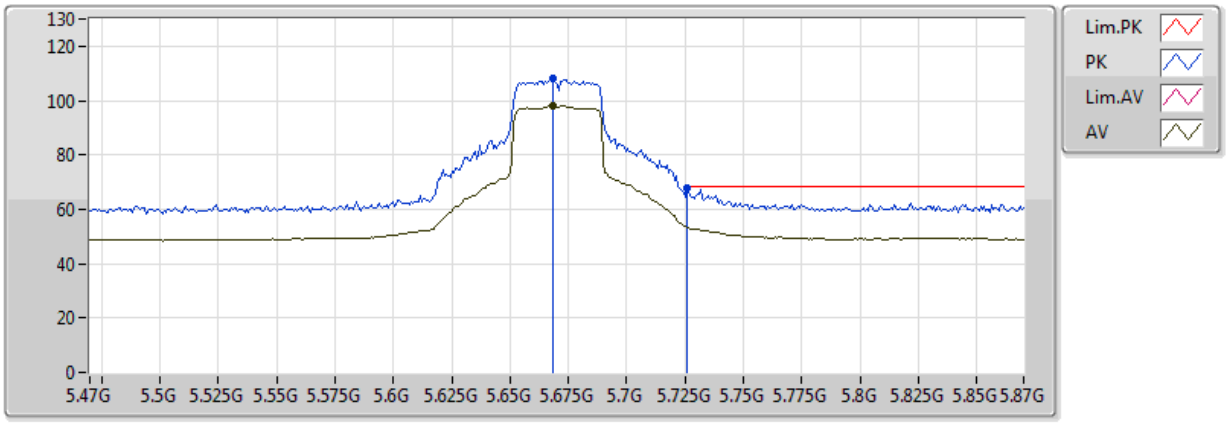

EUT=Z
ANT=Y
ANT=ANT A+ANT B

Type	Freq(Hz)	Level(dBuV/m)	Limit(dBuV/m)	Margin(dB)	Factor(dB)	Dist(m)	Pol.(H/V)	Azimuth(°)	Height(m)	Comments
AV	5.6684G	98.26	Inf	-Inf	8.39	3	V	304	1.10	-
PK	5.6684G	107.90	Inf	-Inf	8.39	3	V	304	1.10	-
PK	5.726G	67.95	68.20	-0.25	8.41	3	V	304	1.10	-

802.11ac VHT40_Nss1,(MCS0)_2TX

5670MHz_TX

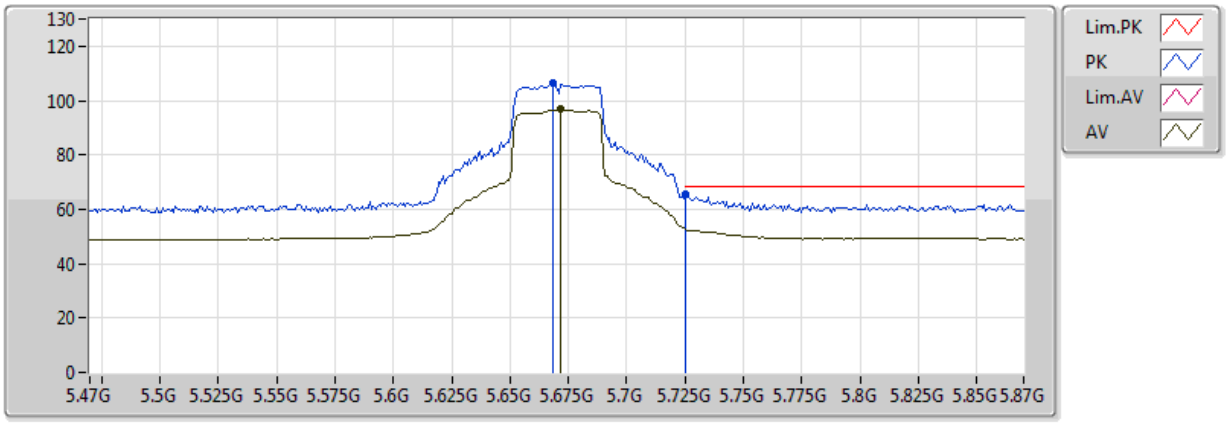

EUT=Z
ANT=Y
ANT=ANT A+ANT B

Type	Freq(Hz)	Level(dBuV/m)	Limit(dBuV/m)	Margin(dB)	Factor(dB)	Dist(m)	Pol.(H/V)	Azimuth(°)	Height(m)	Comments
AV	5.6716G	96.78	Inf	-Inf	8.39	3	H	347	2.95	-
PK	5.6684G	106.39	Inf	-Inf	8.39	3	H	347	2.95	-
PK	5.7252G	65.43	68.20	-2.77	8.41	3	H	347	2.95	-

802.11ac VHT40_Nss1,(MCS0)_2TX

5670MHz_TX

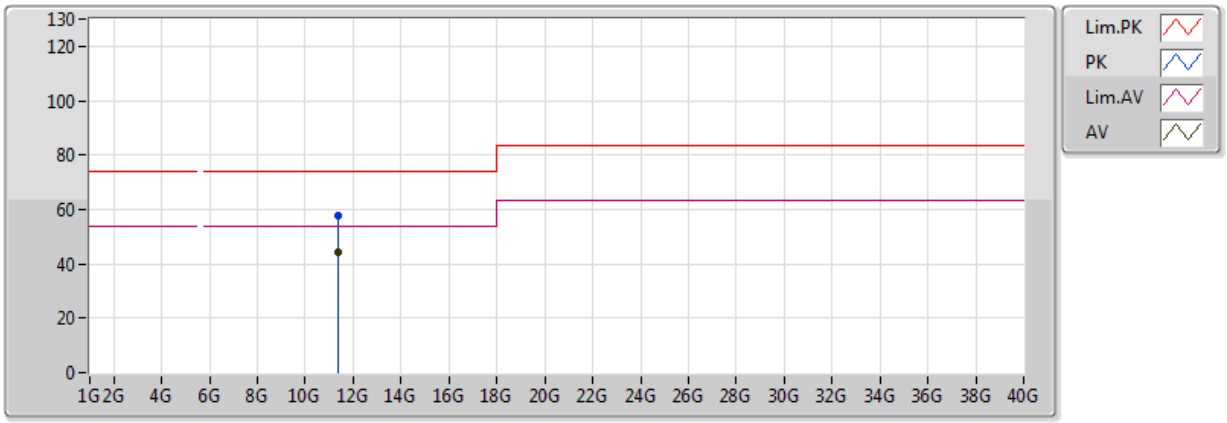

EUT=Z
ANT=Y
ANT=ANT A+ANT B

Type	Freq(Hz)	Level(dBuV/m)	Limit(dBuV/m)	Margin(dB)	Factor(dB)	Dist(m)	Pol.(H/V)	Azimuth(°)	Height(m)	Comments
AV	11.34G	44.37	54.00	-9.63	14.95	3	V	152	1.30	-
PK	11.34G	57.60	74.00	-16.40	14.95	3	V	152	1.30	-

802.11ac VHT40_Nss1,(MCS0)_2TX

5670MHz_TX

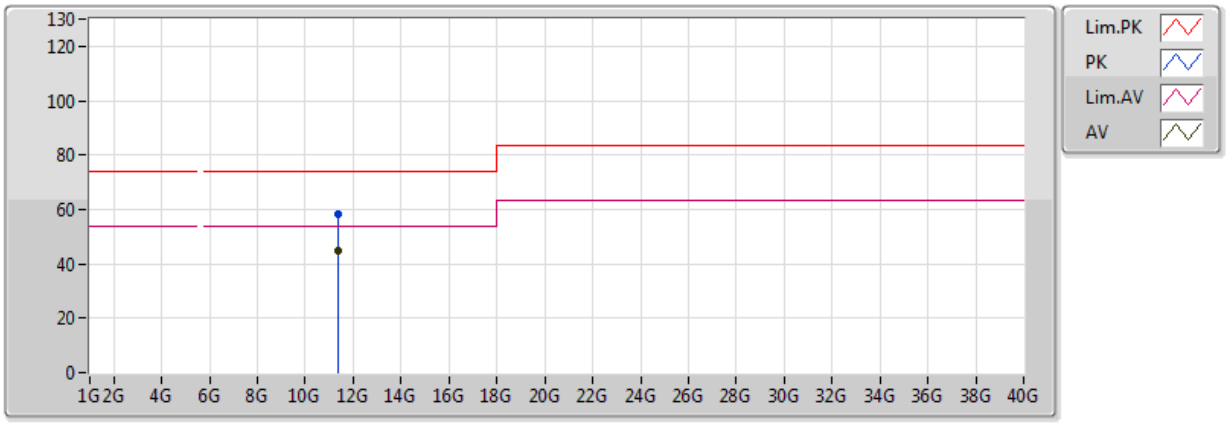

EUT=Z
ANT=Y
ANT=ANT A+ANT B

Type	Freq(Hz)	Level(dBuV/m)	Limit(dBuV/m)	Margin(dB)	Factor(dB)	Dist(m)	Pol.(H/V)	Azimuth(°)	Height(m)	Comments
AV	11.34G	44.59	54.00	-9.41	14.95	3	H	157	2.20	-
PK	11.34G	58.14	74.00	-15.86	14.95	3	H	157	2.20	-

802.11ac VHT40_Nss1,(MCS0)_2TX

5755MHz_TX

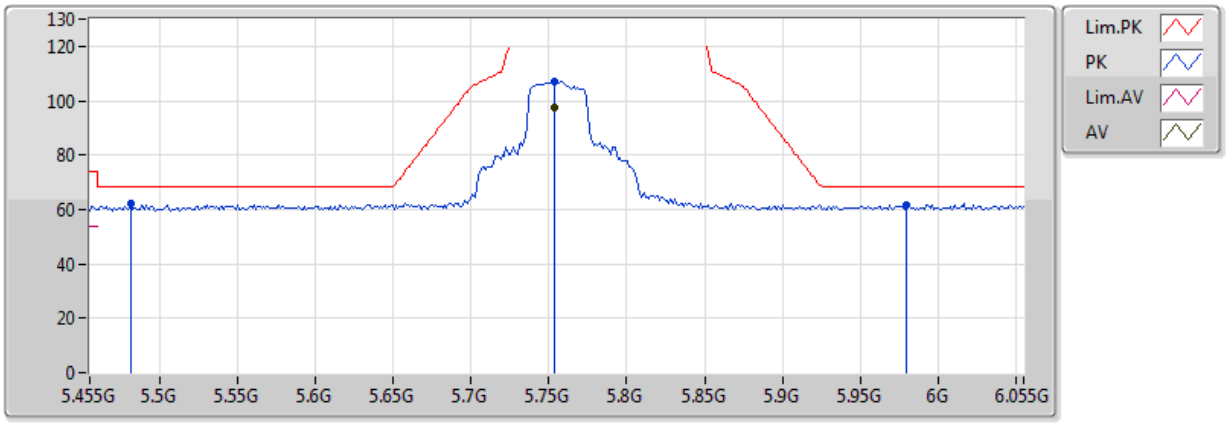

EUT=Z
ANT=Y
ANT=ANT A+ANT B

Type	Freq(Hz)	Level(dBuV/m)	Limit(dBuV/m)	Margin(dB)	Factor(dB)	Dist(m)	Pol.(H/V)	Azimuth(°)	Height(m)	Comments
AV	5.7538G	97.66	Inf	-Inf	8.41	3	V	332	1.27	-
PK	5.4814G	62.11	68.20	-6.09	8.33	3	V	332	1.27	-
PK	5.7538G	107.26	Inf	-Inf	8.41	3	V	332	1.27	-
PK	5.9794G	61.52	68.20	-6.68	8.46	3	V	332	1.27	-

802.11ac VHT40_Nss1,(MCS0)_2TX

5755MHz_TX

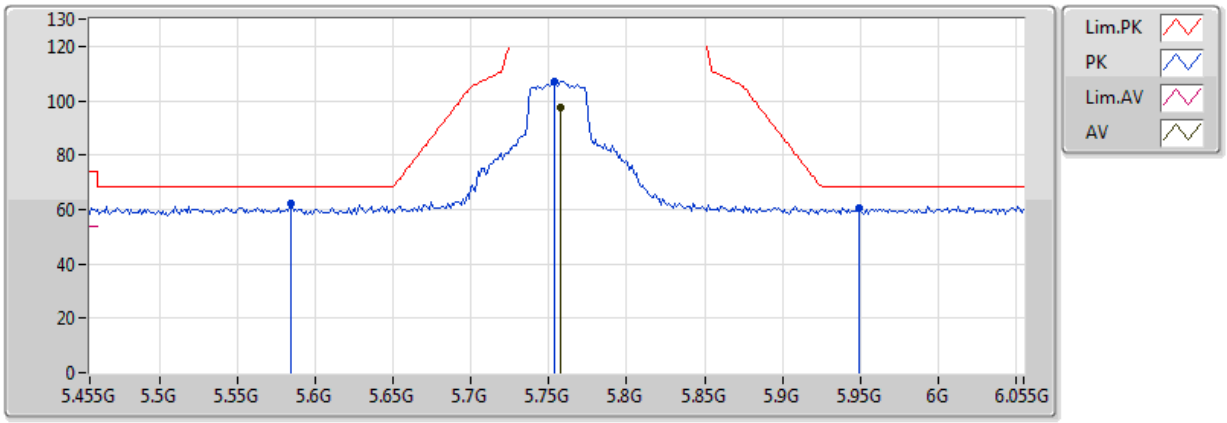

EUT=Z
ANT=Y
ANT=ANT A+ANT B

Type	Freq(Hz)	Level(dBuV/m)	Limit(dBuV/m)	Margin(dB)	Factor(dB)	Dist(m)	Pol.(H/V)	Azimuth(°)	Height(m)	Comments
AV	5.7574G	97.65	Inf	-Inf	8.41	3	H	336	2.50	-
PK	5.5846G	61.97	68.20	-6.23	8.38	3	H	336	2.50	-
PK	5.7538G	106.85	Inf	-Inf	8.41	3	H	336	2.50	-
PK	5.9494G	60.37	68.20	-7.83	8.45	3	H	336	2.50	-

802.11ac VHT40_Nss1,(MCS0)_2TX

5755MHz_TX

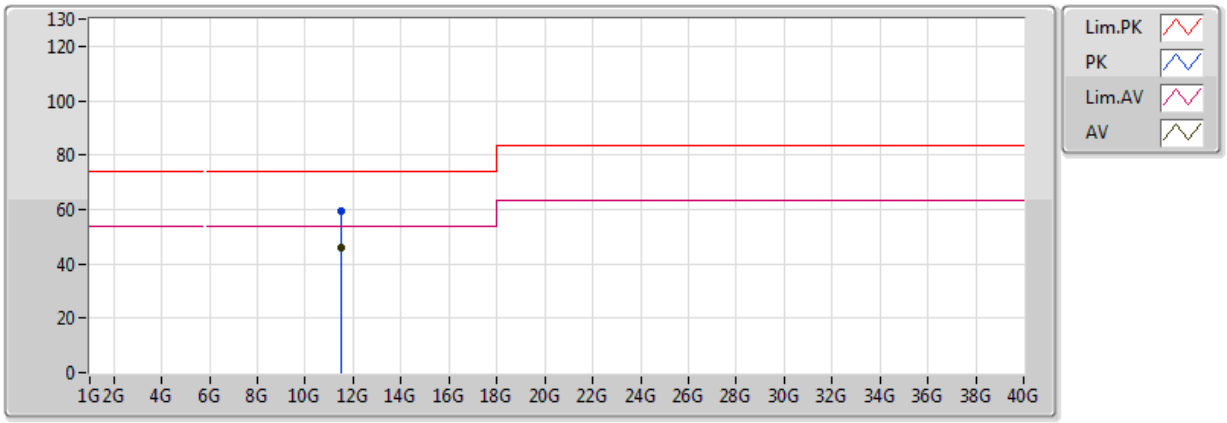

EUT=Z
ANT=Y
ANT=ANT A+ANT B

Type	Freq(Hz)	Level(dBuV/m)	Limit(dBuV/m)	Margin(dB)	Factor(dB)	Dist(m)	Pol.(H/V)	Azimuth(°)	Height(m)	Comments
AV	11.51G	45.90	54.00	-8.10	15.17	3	V	172	3.26	-
PK	11.51G	59.35	74.00	-14.65	15.17	3	V	172	3.26	-

802.11ac VHT40_Nss1,(MCS0)_2TX

5755MHz_TX

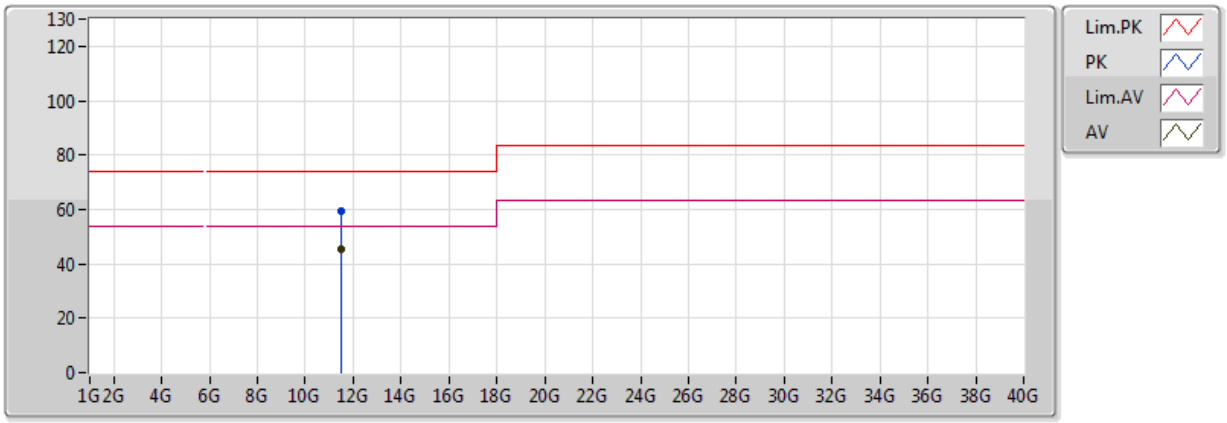

EUT=Z
ANT=Y
ANT=ANT A+ANT B

Type	Freq(Hz)	Level(dBuV/m)	Limit(dBuV/m)	Margin(dB)	Factor(dB)	Dist(m)	Pol.(H/V)	Azimuth(°)	Height(m)	Comments
AV	11.51G	45.48	54.00	-8.52	15.17	3	H	279	1.36	-
PK	11.51G	59.24	74.00	-14.76	15.17	3	H	279	1.36	-

802.11ac VHT40_Nss1,(MCS0)_2TX

5795MHz_TX

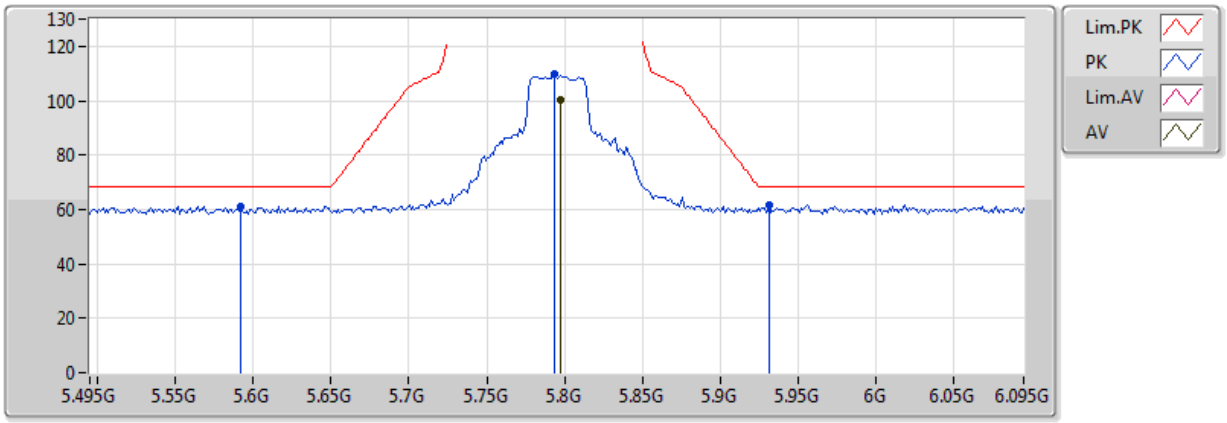

EUT=Z
ANT=Y
ANT=ANT A+ANT B

Type	Freq(Hz)	Level(dBuV/m)	Limit(dBuV/m)	Margin(dB)	Factor(dB)	Dist(m)	Pol.(H/V)	Azimuth(°)	Height(m)	Comments
AV	5.7974G	100.06	Inf	-Inf	8.42	3	V	312	1.01	-
PK	5.5922G	61.32	68.20	-6.88	8.38	3	V	312	1.01	-
PK	5.7938G	109.67	Inf	-Inf	8.42	3	V	312	1.01	-
PK	5.9318G	61.53	68.20	-6.67	8.45	3	V	312	1.01	-

802.11ac VHT40_Nss1,(MCS0)_2TX

5795MHz_TX

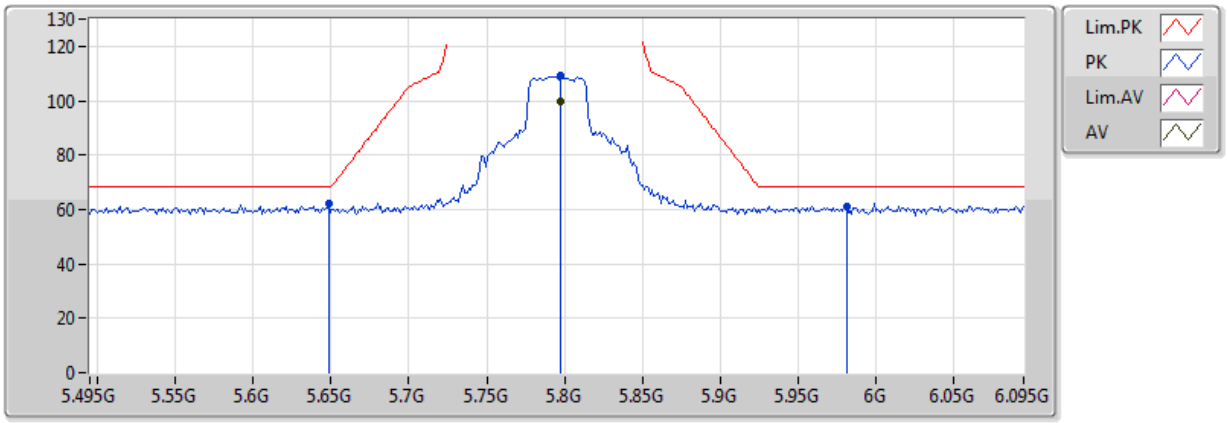

EUT=Z
ANT=Y
ANT=ANT A+ANT B

Type	Freq(Hz)	Level(dBuV/m)	Limit(dBuV/m)	Margin(dB)	Factor(dB)	Dist(m)	Pol.(H/V)	Azimuth(°)	Height(m)	Comments
AV	5.7974G	99.82	Inf	-Inf	8.42	3	H	314	1.01	-
PK	5.6486G	62.31	68.20	-5.89	8.39	3	H	314	1.01	-
PK	5.7974G	109.03	Inf	-Inf	8.42	3	H	314	1.01	-
PK	5.981G	61.22	68.20	-6.98	8.46	3	H	314	1.01	-

802.11ac VHT40_Nss1,(MCS0)_2TX

5795MHz_TX

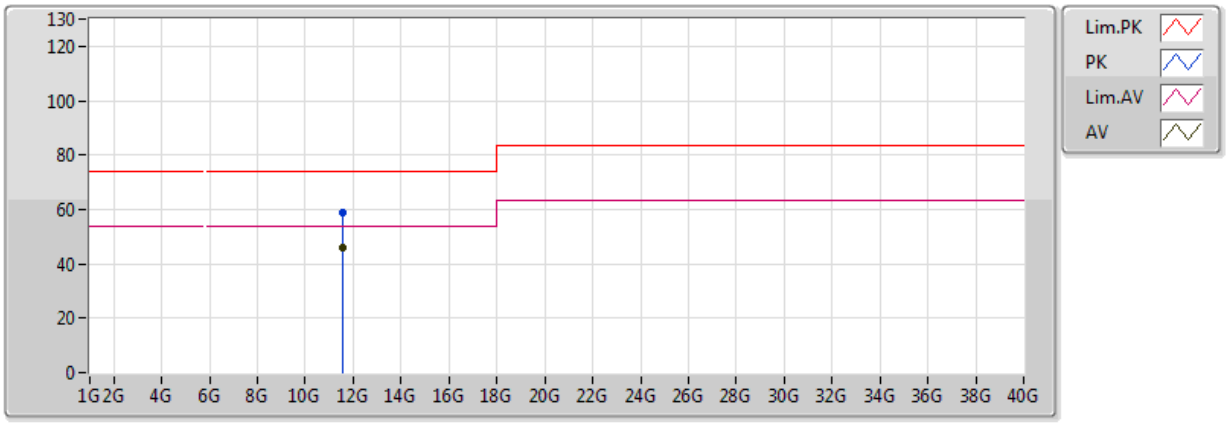

EUT=Z
ANT=Y
ANT=ANT A+ANT B

Type	Freq(Hz)	Level(dBuV/m)	Limit(dBuV/m)	Margin(dB)	Factor(dB)	Dist(m)	Pol.(H/V)	Azimuth(°)	Height(m)	Comments
AV	11.59G	45.93	54.00	-8.07	15.28	3	V	228	2.05	-
PK	11.59G	58.91	74.00	-15.09	15.28	3	V	228	2.05	-

802.11ac VHT40_Nss1,(MCS0)_2TX

5795MHz_TX

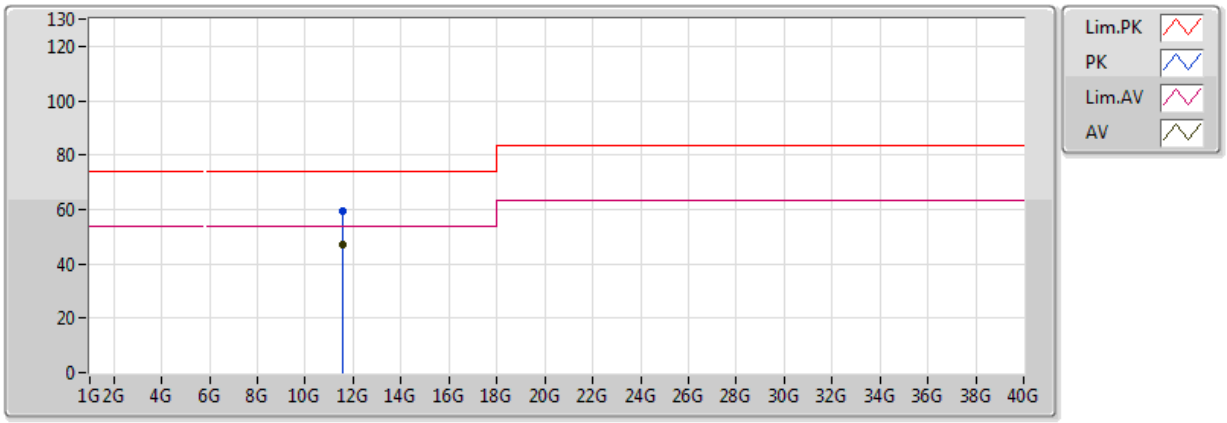

EUT=Z
ANT=Y
ANT=ANT A+ANT B

Type	Freq(Hz)	Level(dBuV/m)	Limit(dBuV/m)	Margin(dB)	Factor(dB)	Dist(m)	Pol.(H/V)	Azimuth(°)	Height(m)	Comments
AV	11.59G	47.11	54.00	-6.89	15.28	3	H	9	2.20	-
PK	11.59G	59.33	74.00	-14.67	15.28	3	H	9	2.20	-

802.11ac VHT80_Nss1,(MCS0)_2TX

5210MHz_TX

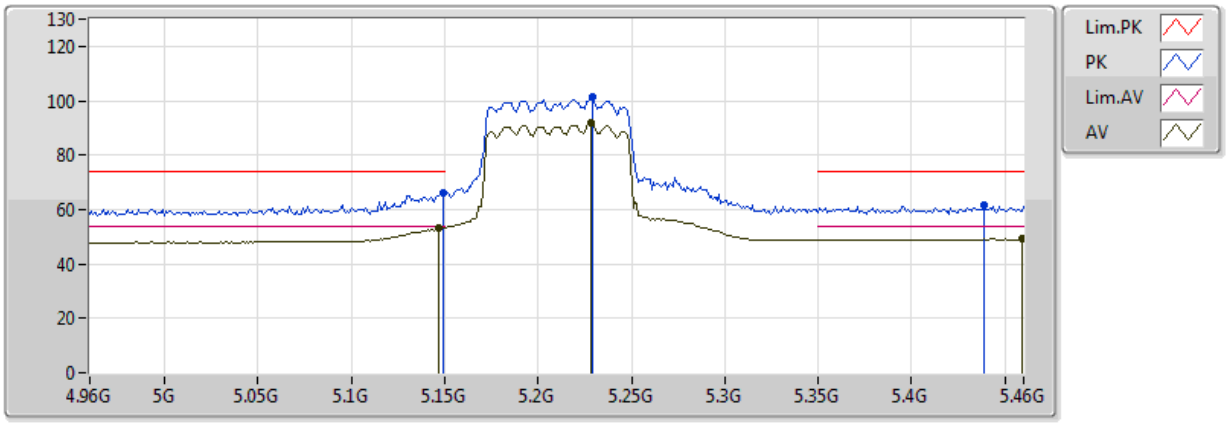

EUT=Z
ANT=Y
ANT=ANT A+ANT B

Type	Freq(Hz)	Level(dBuV/m)	Limit(dBuV/m)	Margin(dB)	Factor(dB)	Dist(m)	Pol.(H/V)	Azimuth(°)	Height(m)	Comments
AV	5.147G	53.22	54.00	-0.78	7.45	3	V	308	2.36	-
AV	5.228G	91.63	Inf	-Inf	7.67	3	V	308	2.36	-
AV	5.459G	49.15	54.00	-4.85	8.27	3	V	308	2.36	-
PK	5.149G	66.25	74.00	-7.75	7.46	3	V	308	2.36	-
PK	5.229G	101.51	Inf	-Inf	7.67	3	V	308	2.36	-
PK	5.439G	61.42	74.00	-12.58	8.22	3	V	308	2.36	-

802.11ac VHT80_Nss1,(MCS0)_2TX

5210MHz_TX

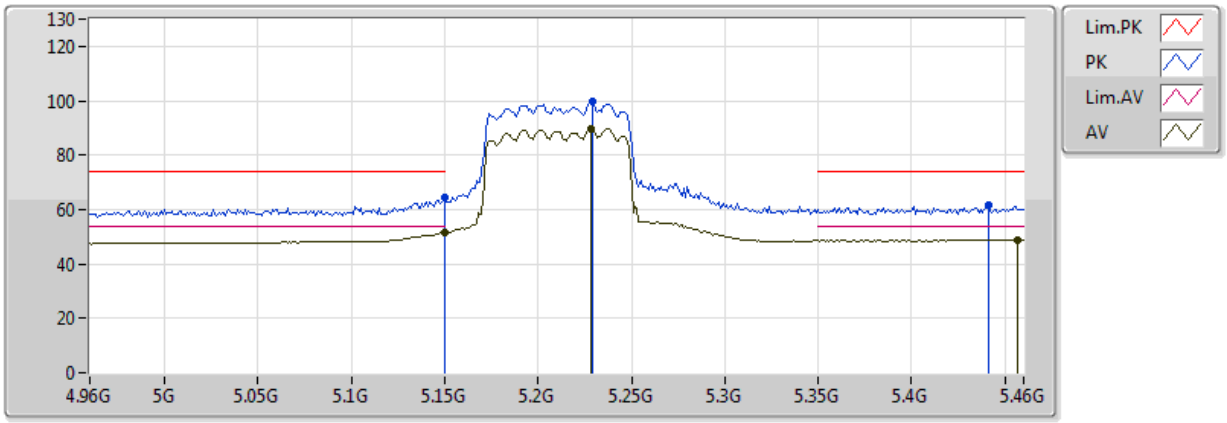

EUT=Z
ANT=Y
ANT=ANT A+ANT B

Type	Freq(Hz)	Level(dBuV/m)	Limit(dBuV/m)	Margin(dB)	Factor(dB)	Dist(m)	Pol.(H/V)	Azimuth(°)	Height(m)	Comments
AV	5.149995G	51.44	54.00	-2.56	7.46	3	H	321	1.02	-
AV	5.228G	89.85	Inf	-Inf	7.67	3	H	321	1.02	-
AV	5.457G	48.97	54.00	-5.03	8.27	3	H	321	1.02	-
PK	5.149995G	64.17	74.00	-9.83	7.46	3	H	321	1.02	-
PK	5.229G	99.80	Inf	-Inf	7.67	3	H	321	1.02	-
PK	5.441G	61.76	74.00	-12.24	8.23	3	H	321	1.02	-

802.11ac VHT80_Nss1,(MCS0)_2TX

5210MHz_TX

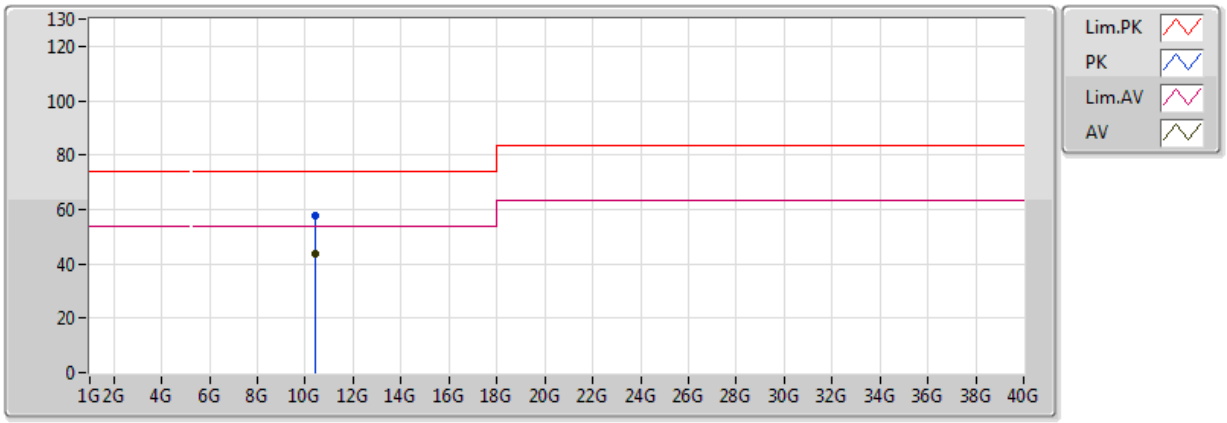

EUT=Z
ANT=Y
ANT=ANT A+ANT B

Type	Freq(Hz)	Level(dBuV/m)	Limit(dBuV/m)	Margin(dB)	Factor(dB)	Dist(m)	Pol.(H/V)	Azimuth(°)	Height(m)	Comments
AV	10.42G	43.94	54.00	-10.06	13.49	3	V	242	1.50	-
PK	10.42G	57.47	74.00	-16.53	13.49	3	V	242	1.50	-

802.11ac VHT80_Nss1,(MCS0)_2TX

5210MHz_TX

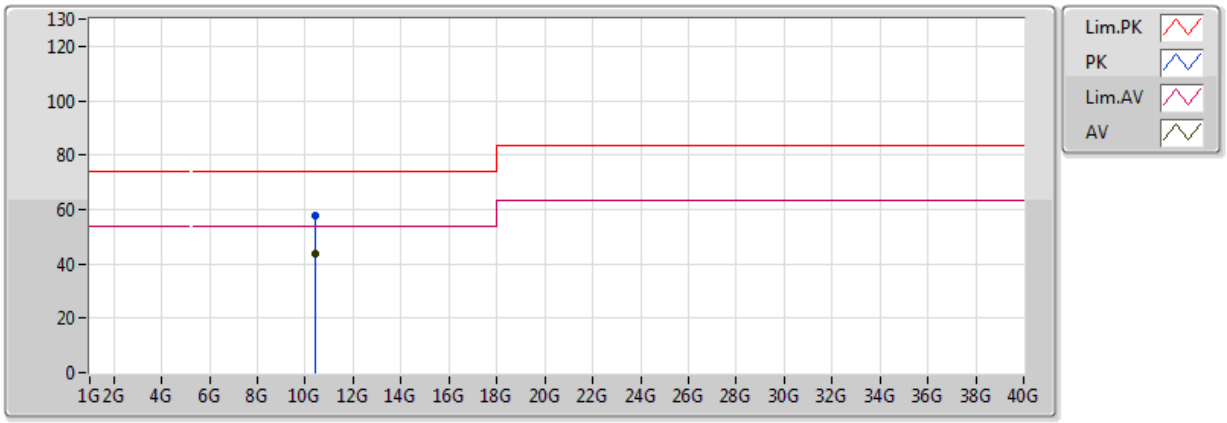

EUT=Z
ANT=Y
ANT=ANT A+ANT B

Type	Freq(Hz)	Level(dBuV/m)	Limit(dBuV/m)	Margin(dB)	Factor(dB)	Dist(m)	Pol.(H/V)	Azimuth(°)	Height(m)	Comments
AV	10.42G	43.93	54.00	-10.07	13.49	3	H	170	1.36	-
PK	10.42G	57.79	74.00	-16.21	13.49	3	H	170	1.36	-

802.11ac VHT80_Nss1,(MCS0)_2TX

5290MHz_TX

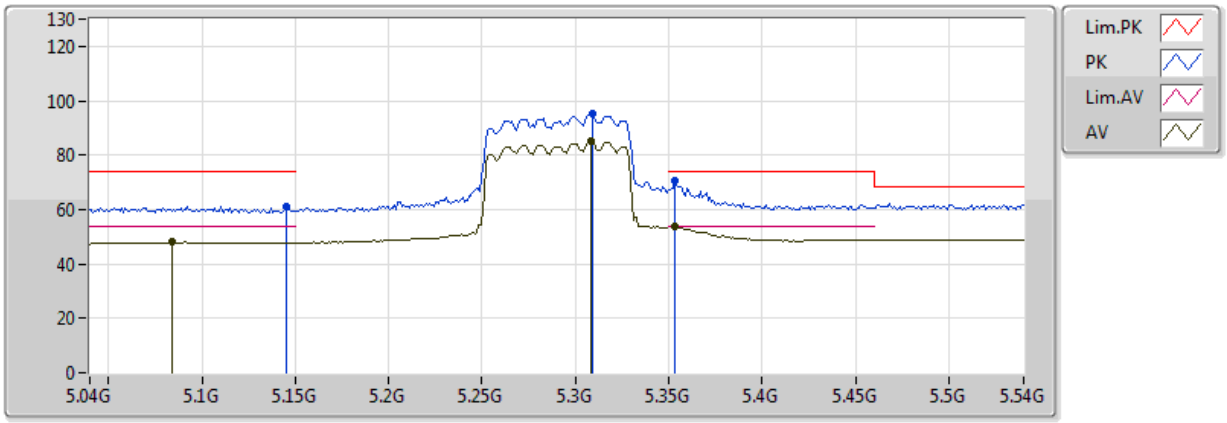

EUT=Z
ANT=Y
ANT=ANT A+ANT B

Type	Freq(Hz)	Level(dBuV/m)	Limit(dBuV/m)	Margin(dB)	Factor(dB)	Dist(m)	Pol.(H/V)	Azimuth(°)	Height(m)	Comments
AV	5.084G	47.93	54.00	-6.07	7.27	3	V	261	2.25	-
AV	5.308G	85.22	Inf	-Inf	7.85	3	V	261	2.25	-
AV	5.353G	53.70	54.00	-0.30	7.99	3	V	261	2.25	-
PK	5.145G	61.25	74.00	-12.75	7.45	3	V	261	2.25	-
PK	5.309G	95.42	Inf	-Inf	7.86	3	V	261	2.25	-
PK	5.353G	70.47	74.00	-3.53	7.99	3	V	261	2.25	-

802.11ac VHT80_Nss1,(MCS0)_2TX

5290MHz_TX

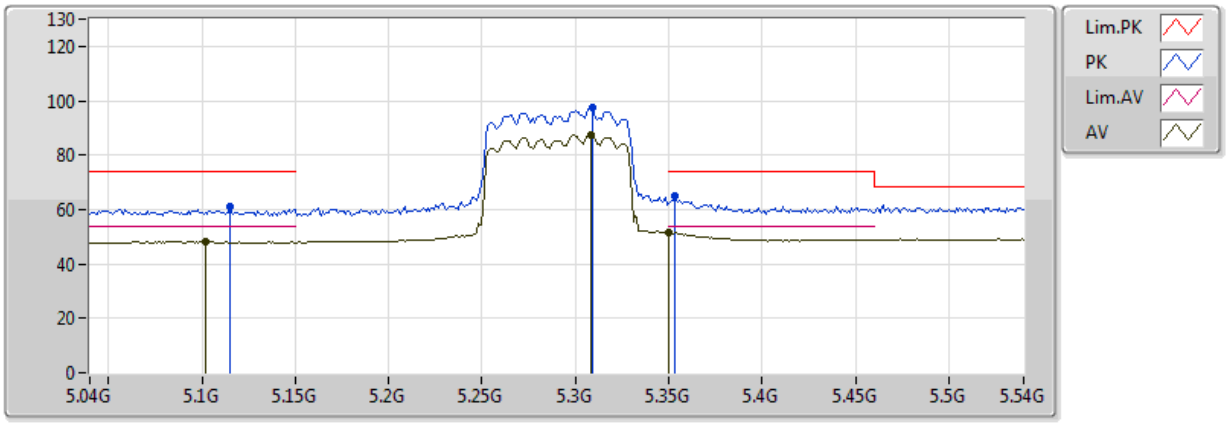

EUT=Z
ANT=Y
ANT=ANT A+ANT B

Type	Freq(Hz)	Level(dBuV/m)	Limit(dBuV/m)	Margin(dB)	Factor(dB)	Dist(m)	Pol.(H/V)	Azimuth(°)	Height(m)	Comments
AV	5.102G	48.12	54.00	-5.88	7.32	3	H	206	2.66	-
AV	5.308G	87.65	Inf	-Inf	7.85	3	H	206	2.66	-
AV	5.350005G	51.48	54.00	-2.52	7.98	3	H	206	2.66	-
PK	5.115G	60.81	74.00	-13.19	7.36	3	H	206	2.66	-
PK	5.309G	97.60	Inf	-Inf	7.86	3	H	206	2.66	-
PK	5.353G	64.78	74.00	-9.22	7.97	3	H	206	2.66	-

802.11ac VHT80_Nss1,(MCS0)_2TX

5290MHz_TX

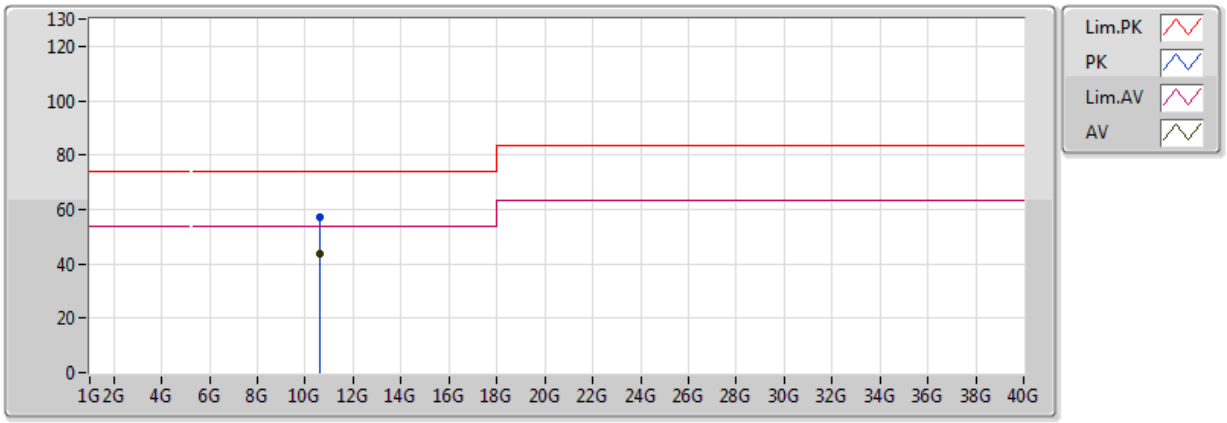

EUT=Z
ANT=Y
ANT=ANT A+ANT B

Type	Freq(Hz)	Level(dBuV/m)	Limit(dBuV/m)	Margin(dB)	Factor(dB)	Dist(m)	Pol.(H/V)	Azimuth(°)	Height(m)	Comments
AV	10.58G	43.60	54.00	-10.40	13.77	3	V	218	1.44	-
PK	10.58G	57.22	74.00	-16.78	13.77	3	V	218	1.44	-

802.11ac VHT80_Nss1,(MCS0)_2TX

5290MHz_TX

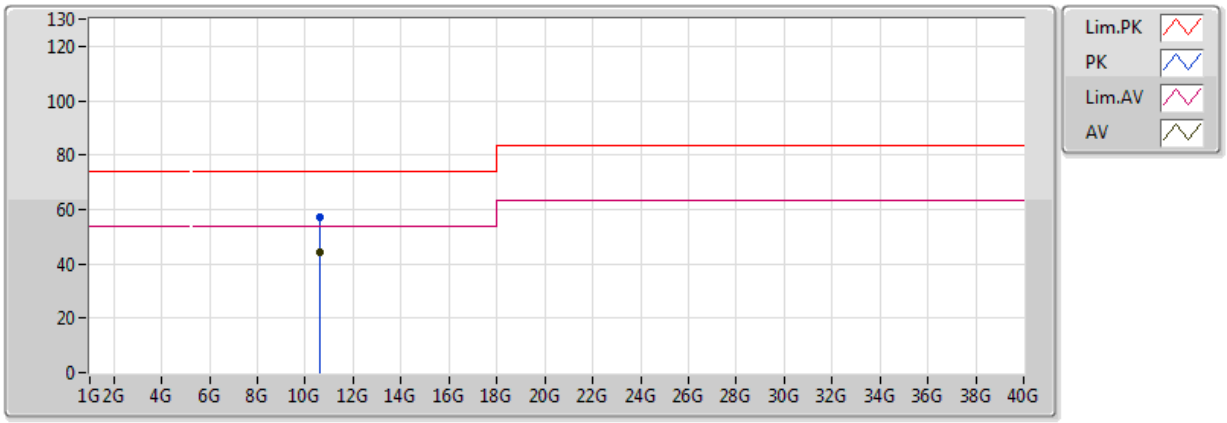

EUT=Z
ANT=Y
ANT=ANT A+ANT B

Type	Freq(Hz)	Level(dBuV/m)	Limit(dBuV/m)	Margin(dB)	Factor(dB)	Dist(m)	Pol.(H/V)	Azimuth(°)	Height(m)	Comments
AV	10.58G	44.15	54.00	-9.85	13.77	3	H	166	1.68	-
PK	10.58G	56.95	74.00	-17.05	13.77	3	H	166	1.68	-

802.11ac VHT80_Nss1,(MCS0)_2TX

5530MHz_TX

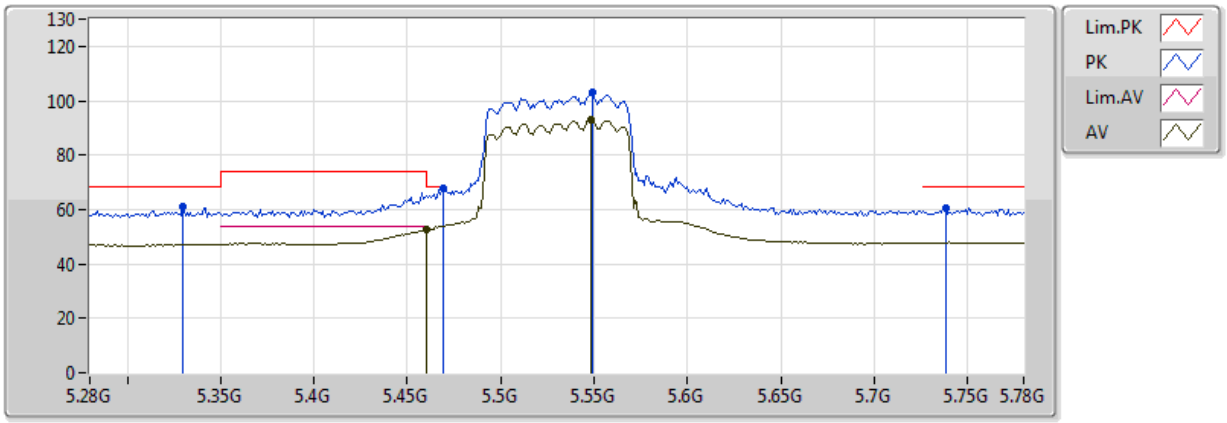

EUT=Z
ANT=Y
ANT=ANT A+ANT B

Type	Freq(Hz)	Level(dBuV/m)	Limit(dBuV/m)	Margin(dB)	Factor(dB)	Dist(m)	Pol.(H/V)	Azimuth(°)	Height(m)	Comments
AV	5.46G	52.61	54.00	-1.39	8.27	3	V	15	2.22	-
AV	5.548G	93.16	Inf	-Inf	8.37	3	V	15	2.22	-
PK	5.33G	60.80	68.20	-7.40	7.92	3	V	15	2.22	-
PK	5.469G	67.83	68.20	-0.37	8.30	3	V	15	2.22	-
PK	5.549G	102.97	Inf	-Inf	8.37	3	V	15	2.22	-
PK	5.738G	60.55	68.20	-7.65	8.41	3	V	15	2.22	-

802.11ac VHT80_Nss1,(MCS0)_2TX

5530MHz_TX

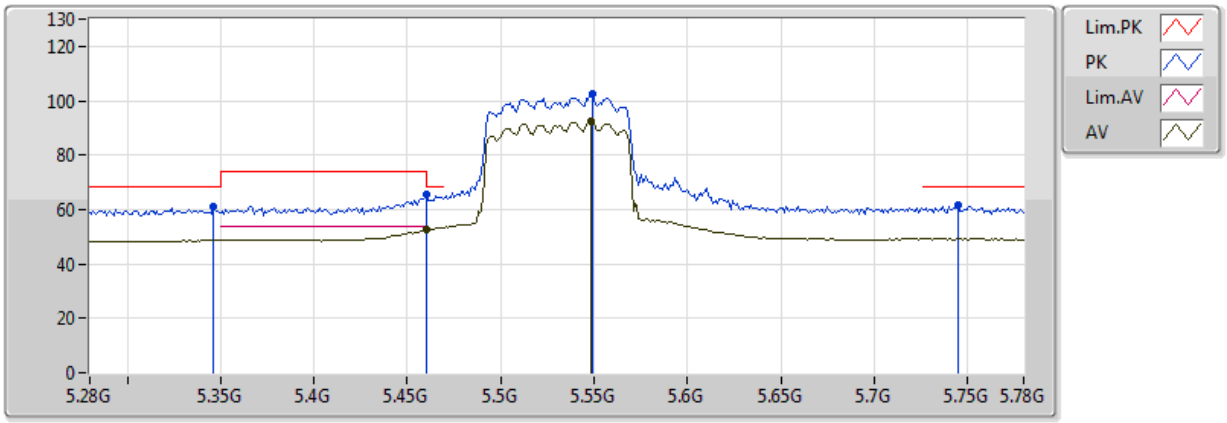

EUT=Z
ANT=Y
ANT=ANT A+ANT B

Type	Freq(Hz)	Level(dBuV/m)	Limit(dBuV/m)	Margin(dB)	Factor(dB)	Dist(m)	Pol.(H/V)	Azimuth(°)	Height(m)	Comments
AV	5.46G	52.68	54.00	-1.32	8.27	3	H	348	2.40	-
AV	5.548G	92.44	Inf	-Inf	8.37	3	H	348	2.40	-
PK	5.346G	60.93	68.20	-7.27	7.97	3	H	348	2.40	-
PK	5.460005G	65.49	68.20	-2.71	8.27	3	H	348	2.40	-
PK	5.549G	102.42	Inf	-Inf	8.37	3	H	348	2.40	-
PK	5.745G	61.50	68.20	-6.70	8.41	3	H	348	2.40	-

802.11ac VHT80_Nss1,(MCS0)_2TX

5530MHz_TX

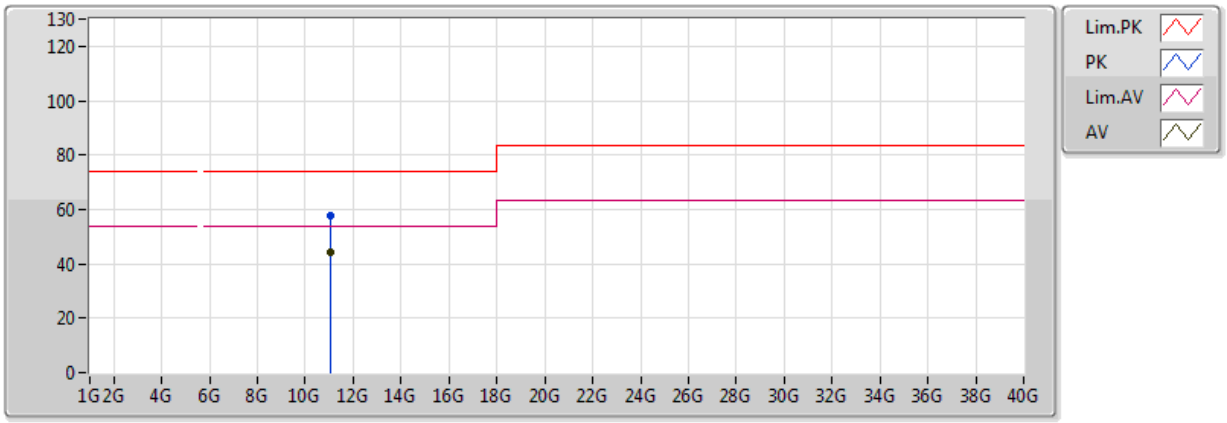

EUT=Z
ANT=Y
ANT=ANT A+ANT B

Type	Freq(Hz)	Level(dBuV/m)	Limit(dBuV/m)	Margin(dB)	Factor(dB)	Dist(m)	Pol.(H/V)	Azimuth(°)	Height(m)	Comments
AV	11.06G	44.40	54.00	-9.60	14.59	3	V	160	1.50	-
PK	11.06G	57.98	74.00	-16.02	14.59	3	V	160	1.50	-

802.11ac VHT80_Nss1,(MCS0)_2TX

5530MHz_TX

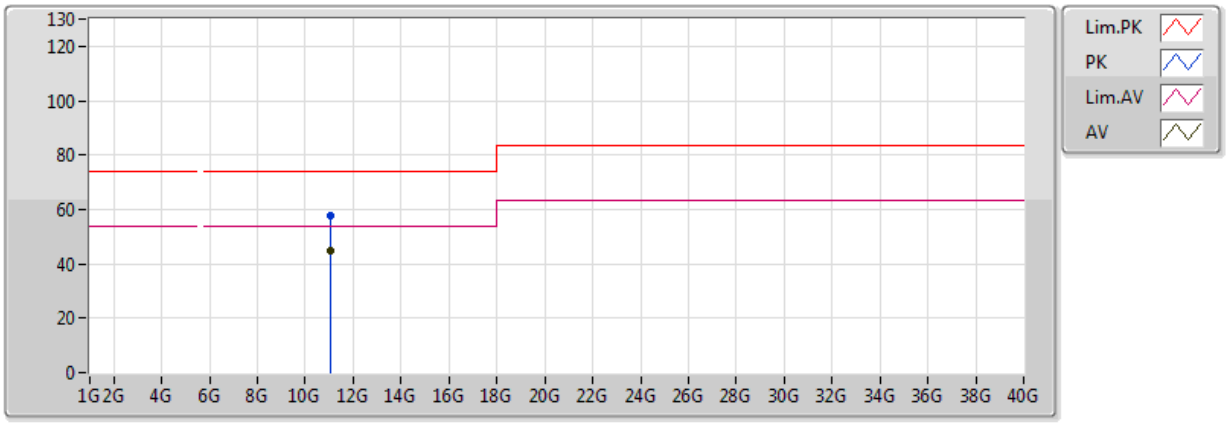

EUT=Z
ANT=Y
ANT=ANT A+ANT B

Type	Freq(Hz)	Level(dBuV/m)	Limit(dBuV/m)	Margin(dB)	Factor(dB)	Dist(m)	Pol.(H/V)	Azimuth(°)	Height(m)	Comments
AV	11.06G	45.10	54.00	-8.90	14.59	3	H	235	1.04	-
PK	11.06G	57.59	74.00	-16.41	14.59	3	H	235	1.04	-

802.11ac VHT80_Nss1,(MCS0)_2TX

5610MHz_TX

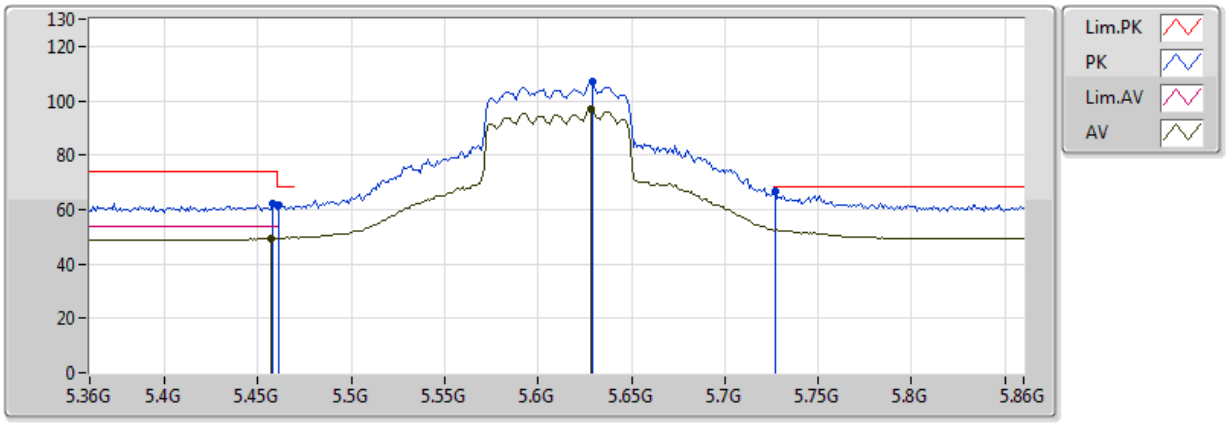

EUT=Z
ANT=Y
ANT=ANT A+ANT B

Type	Freq(Hz)	Level(dBuV/m)	Limit(dBuV/m)	Margin(dB)	Factor(dB)	Dist(m)	Pol.(H/V)	Azimuth(°)	Height(m)	Comments
AV	5.457G	49.43	54.00	-4.57	8.27	3	V	278	1.24	-
AV	5.628G	96.77	Inf	-Inf	8.39	3	V	278	1.24	-
PK	5.458G	62.00	74.00	-12.00	8.27	3	V	278	1.24	-
PK	5.461G	61.52	68.20	-6.68	8.28	3	V	278	1.24	-
PK	5.629G	106.77	Inf	-Inf	8.39	3	V	278	1.24	-
PK	5.727G	66.87	68.20	-1.33	8.41	3	V	278	1.24	-

802.11ac VHT80_Nss1,(MCS0)_2TX

5610MHz_TX

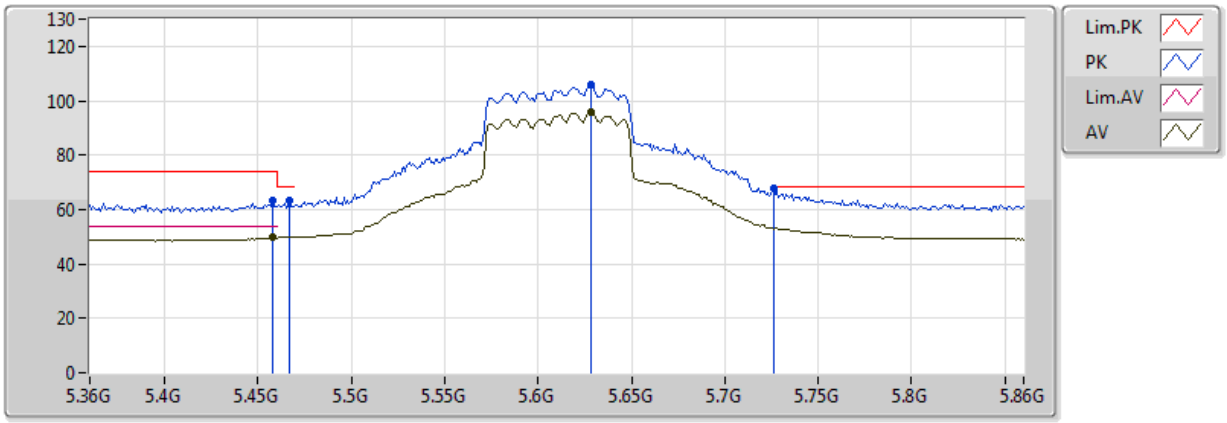

EUT=Z
ANT=Y
ANT=ANT A+ANT B

Type	Freq(Hz)	Level(dBuV/m)	Limit(dBuV/m)	Margin(dB)	Factor(dB)	Dist(m)	Pol.(H/V)	Azimuth(°)	Height(m)	Comments
AV	5.458G	49.62	54.00	-4.38	8.27	3	H	347	2.60	-
AV	5.628G	96.04	Inf	-Inf	8.39	3	H	347	2.60	-
PK	5.458G	63.15	74.00	-10.85	8.27	3	H	347	2.60	-
PK	5.467G	63.12	68.20	-5.08	8.29	3	H	347	2.60	-
PK	5.628G	106.11	Inf	-Inf	8.39	3	H	347	2.60	-
PK	5.726G	67.78	68.20	-0.42	8.41	3	H	347	2.60	-

802.11ac VHT80_Nss1,(MCS0)_2TX

5610MHz_TX

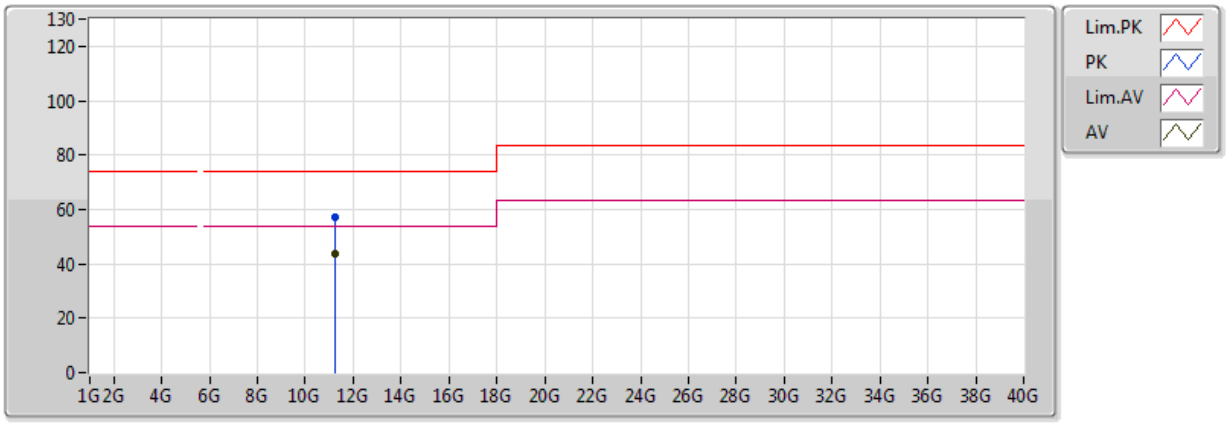

EUT=Z
ANT=Y
ANT=ANT A+ANT B

Type	Freq(Hz)	Level(dBuV/m)	Limit(dBuV/m)	Margin(dB)	Factor(dB)	Dist(m)	Pol.(H/V)	Azimuth(°)	Height(m)	Comments
AV	11.22G	43.72	54.00	-10.28	14.80	3	V	139	1.50	-
PK	11.22G	57.43	74.00	-16.57	14.80	3	V	139	1.50	-

802.11ac VHT80_Nss1,(MCS0)_2TX

5610MHz_TX

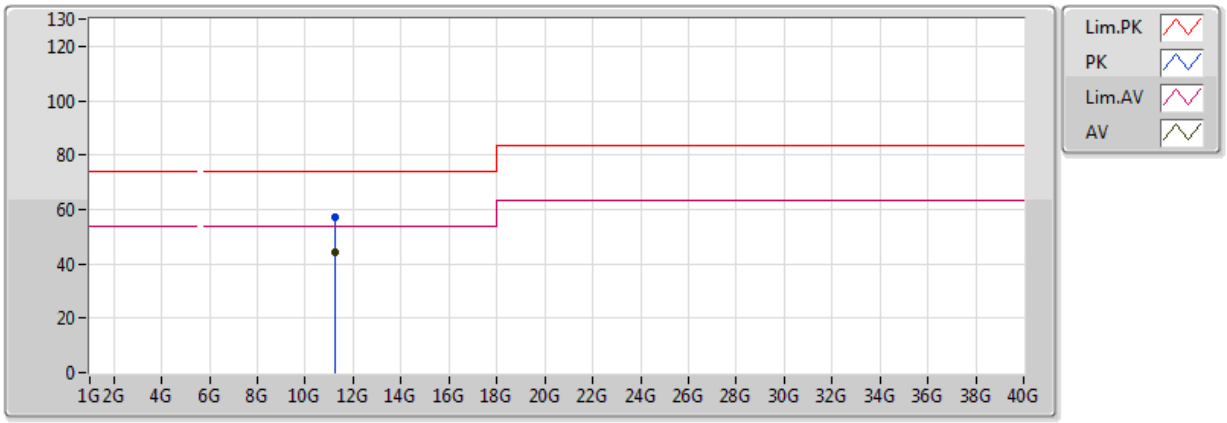

EUT=Z
ANT=Y
ANT=ANT A+ANT B

Type	Freq(Hz)	Level(dBuV/m)	Limit(dBuV/m)	Margin(dB)	Factor(dB)	Dist(m)	Pol.(H/V)	Azimuth(°)	Height(m)	Comments
AV	11.22G	44.25	54.00	-9.75	14.80	3	H	6	1.50	-
PK	11.22G	57.37	74.00	-16.63	14.80	3	H	6	1.50	-

802.11ac VHT80_Nss1,(MCS0)_2TX

5775MHz_TX

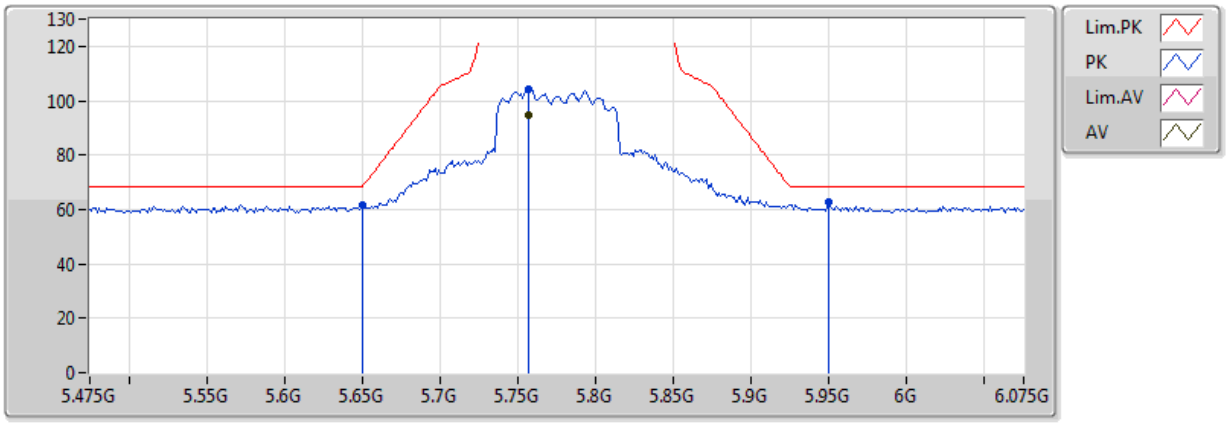

EUT=Z
ANT=Y
ANT=ANT A+ANT B

Type	Freq(Hz)	Level(dBuV/m)	Limit(dBuV/m)	Margin(dB)	Factor(dB)	Dist(m)	Pol.(H/V)	Azimuth(°)	Height(m)	Comments
AV	5.757G	94.60	Inf	-Inf	8.41	3	V	329	1.27	-
PK	5.6502G	61.61	68.35	-6.73	8.39	3	V	329	1.27	-
PK	5.757G	104.34	Inf	-Inf	8.41	3	V	329	1.27	-
PK	5.9502G	62.69	68.20	-5.51	8.45	3	V	329	1.27	-

802.11ac VHT80_Nss1,(MCS0)_2TX

5775MHz_TX

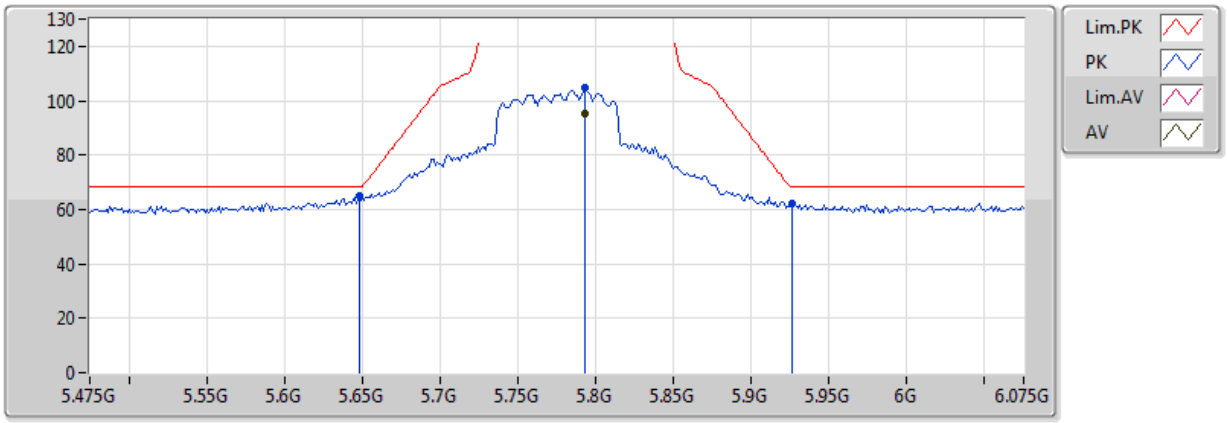

EUT=Z
ANT=Y
ANT=ANT A+ANT B

Type	Freq(Hz)	Level(dBuV/m)	Limit(dBuV/m)	Margin(dB)	Factor(dB)	Dist(m)	Pol.(H/V)	Azimuth(°)	Height(m)	Comments
AV	5.793G	95.03	Inf	-Inf	8.42	3	H	346	3.46	-
PK	5.6478G	65.02	68.20	-3.18	8.39	3	H	346	3.46	-
PK	5.793G	104.58	Inf	-Inf	8.42	3	H	346	3.46	-
PK	5.9262G	62.31	68.20	-5.89	8.45	3	H	346	3.46	-

802.11ac VHT80_Nss1,(MCS0)_2TX

5775MHz_TX

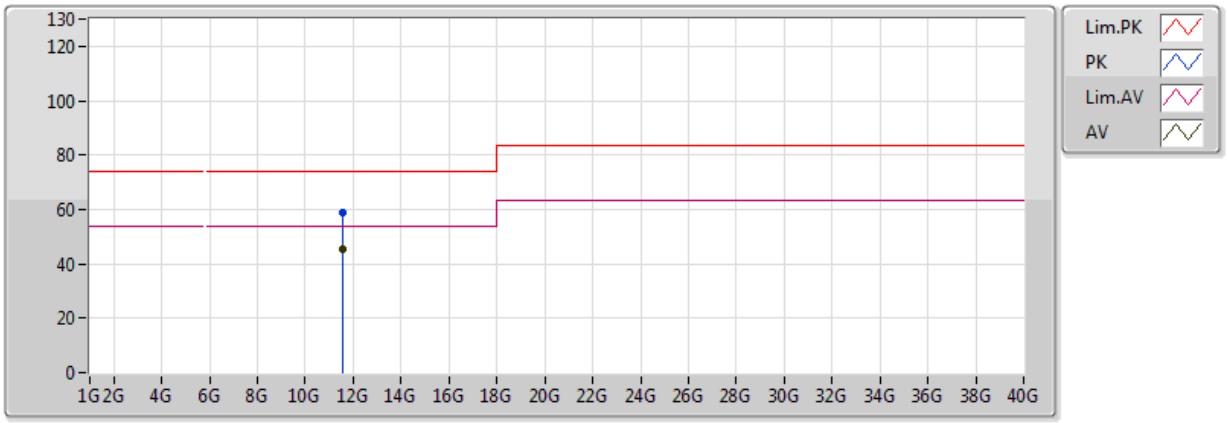

EUT=Z
ANT=Y
ANT=ANT A+ANT B

Type	Freq(Hz)	Level(dBuV/m)	Limit(dBuV/m)	Margin(dB)	Factor(dB)	Dist(m)	Pol.(H/V)	Azimuth(°)	Height(m)	Comments
AV	11.55G	45.45	54.00	-8.55	15.22	3	V	233	2.02	-
PK	11.55G	58.63	74.00	-15.37	15.22	3	V	233	2.02	-

802.11ac VHT80_Nss1,(MCS0)_2TX

5775MHz_TX

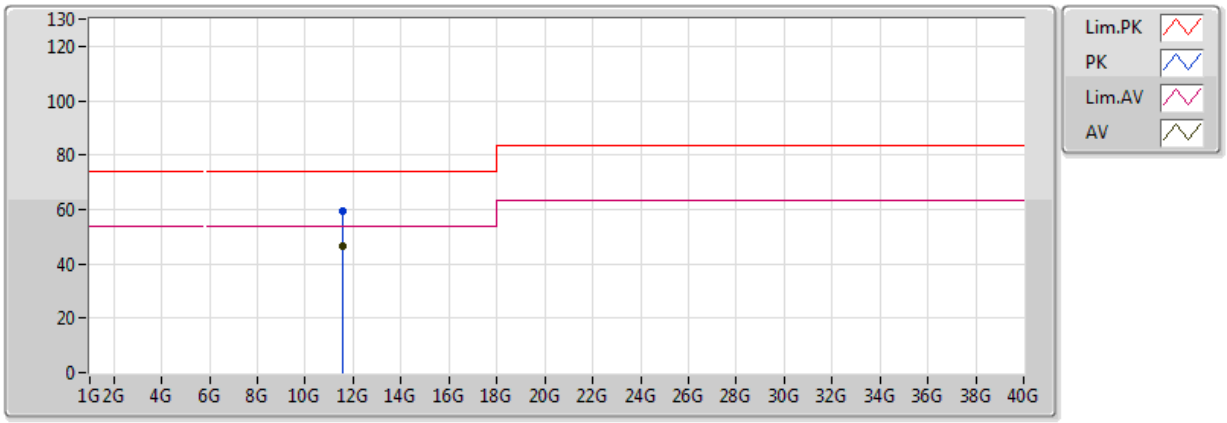

EUT=Z
ANT=Y
ANT=ANT A+ANT B

Type	Freq(Hz)	Level(dBuV/m)	Limit(dBuV/m)	Margin(dB)	Factor(dB)	Dist(m)	Pol.(H/V)	Azimuth(°)	Height(m)	Comments
AV	11.55G	46.31	54.00	-7.69	15.22	3	H	15	2.22	-
PK	11.55G	59.56	74.00	-14.44	15.22	3	H	15	2.22	-

Summary

Mode	Result	Type	Freq (Hz)	Level (dBuV/m)	Limit (dBuV/m)	Margin (dB)	Factor (dB)	Dist (m)	Condition	Azimuth (°)	Height (m)	Comments
802.11ac VHT80_Nss1,(MCS0)_2TX	-	-	-	-	-	-	-	-	-	-	-	-
5.725-5.85GHz	Pass	PK	142.52M	34.78	43.50	-8.72	-9.92	3	Horizontal	0	1.00	-

Result

Mode	Result	Type	Freq (Hz)	Level (dBuV/m)	Limit (dBuV/m)	Margin (dB)	Factor (dB)	Dist (m)	Condition	Azimuth (°)	Height (m)	Comments
802.11ac VHT80_Nss1,(MCS0)_2TX	-	-	-	-	-	-	-	-	-	-	-	-
5775MHz	Pass	PK	56.094k	41.48	112.62	-71.13	17.81	3	Horizontal	360	1.00	-
5775MHz	Pass	PK	95.856k	54.50	107.96	-53.47	18.28	3	Horizontal	360	1.00	-
5775MHz	Pass	PK	109.392k	42.34	106.82	-64.48	18.36	3	Horizontal	360	1.00	-
5775MHz	Pass	PK	388.8k	43.81	95.81	-52.00	18.78	3	Horizontal	0	1.00	-
5775MHz	Pass	PK	6.4782M	35.08	69.50	-34.42	20.76	3	Horizontal	0	1.00	-
5775MHz	Pass	PK	17.5227M	34.34	69.50	-35.16	21.80	3	Horizontal	0	1.00	-
5775MHz	Pass	PK	74.62M	27.36	40.00	-12.64	-14.82	3	Horizontal	0	1.00	-
5775MHz	Pass	PK	142.52M	34.78	43.50	-8.72	-9.92	3	Horizontal	0	1.00	-
5775MHz	Pass	PK	243.4M	31.42	46.00	-14.58	-8.38	3	Horizontal	0	1.00	-
5775MHz	Pass	PK	321M	34.56	46.00	-11.44	-6.11	3	Horizontal	0	1.00	-
5775MHz	Pass	PK	493.66M	37.16	46.00	-8.84	-2.64	3	Horizontal	0	1.00	-
5775MHz	Pass	PK	722.58M	35.25	46.00	-10.75	0.12	3	Horizontal	0	1.00	-
5775MHz	Pass	PK	32M	21.51	40.00	-18.49	-5.96	3	Vertical	360	1.00	-
5775MHz	Pass	PK	115.36M	28.16	43.50	-15.34	-9.04	3	Vertical	360	1.00	-
5775MHz	Pass	PK	192.96M	23.55	43.50	-19.95	-11.24	3	Vertical	360	1.00	-
5775MHz	Pass	PK	398.6M	27.33	46.00	-18.67	-4.09	3	Vertical	360	1.00	-
5775MHz	Pass	PK	491.72M	30.63	46.00	-15.37	-2.66	3	Vertical	360	1.00	-
5775MHz	Pass	PK	596.48M	31.02	46.00	-14.98	-1.22	3	Vertical	306	1.00	-

VHT80_Nss1_2TX

5775MHz_TX

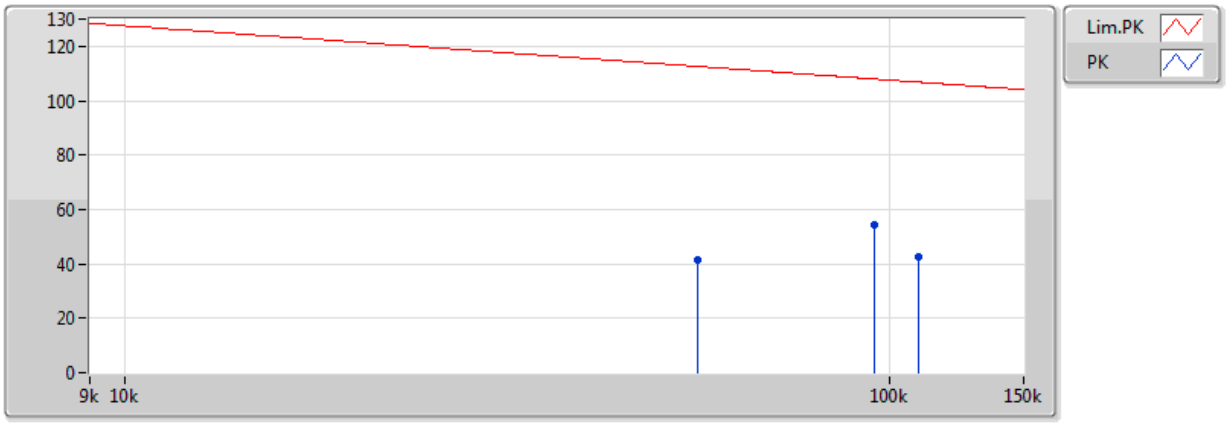

EUT =Y axis, ANT = X axis

Type	Freq	Level	Limit	Margin	Factor	Dist	Condition	Azimuth	Height	Comments	Raw	AF	CL	PA
	(Hz)	(dBuV/m)	(dBuV/m)	(dB)	(dB)	(m)		(°)	(m)		(dBuV)	(dB)	(dB)	(dB)
PK	56.094k	41.48	112.62	-71.13	17.81	3	Horizontal	360	1.00	-	23.67	20.96	-3.15	-
PK	95.856k	54.50	107.96	-53.47	18.28	3	Horizontal	360	1.00	-	36.22	21.10	-2.82	-
PK	109.392k	42.34	106.82	-64.48	18.36	3	Horizontal	360	1.00	-	23.98	21.10	-2.74	-

VHT80_Nss1_2TX

5775MHz_TX

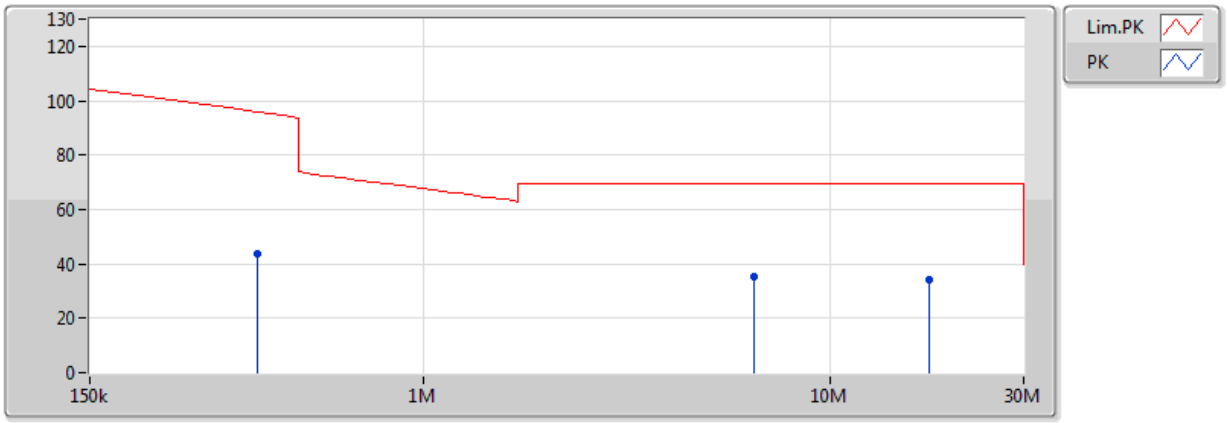

EUT =Y axis, ANT = X axis

Type	Freq	Level	Limit	Margin	Factor	Dist	Condition	Azimuth	Height	Comments	Raw	AF	CL	PA
	(Hz)	(dBuV/m)	(dBuV/m)	(dB)	(dB)	(m)		(°)	(m)		(dBuV)	(dB)	(dB)	(dB)
PK	388.8k	43.81	95.81	-52.00	18.78	3	Horizontal	0	1.00	-	25.03	20.75	-1.97	-
PK	6.4782M	35.08	69.50	-34.42	20.76	3	Horizontal	0	1.00	-	14.32	21.02	-0.25	-
PK	17.5227M	34.34	69.50	-35.16	21.80	3	Horizontal	0	1.00	-	12.54	21.45	0.35	-

802.11ac VHT80_Nss1,(MCS0)_2TX

5775MHz_TX

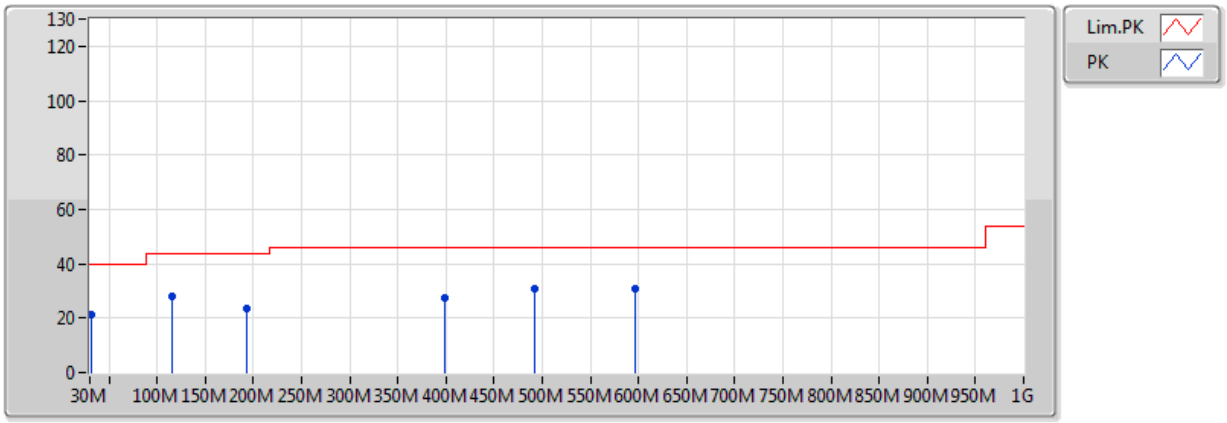

EUT =Y axis, ANT = X axis

Type	Freq	Level	Limit	Margin	Factor	Dist	Condition	Azimuth	Height	Comments	Raw	AF	CL	PA
	(Hz)	(dBuV/m)	(dBuV/m)	(dB)	(dB)	(m)		(°)	(m)		(dBuV)	(dB)	(dB)	(dB)
PK	32M	21.51	40.00	-18.49	-5.96	3	Vertical	360	1.00	-	27.47	21.16	0.71	27.83
PK	115.36M	28.16	43.50	-15.34	-9.04	3	Vertical	360	1.00	-	37.20	17.18	1.53	27.75
PK	192.96M	23.55	43.50	-19.95	-11.24	3	Vertical	360	1.00	-	34.79	14.19	2.04	27.47
PK	398.6M	27.33	46.00	-18.67	-4.09	3	Vertical	360	1.00	-	31.42	20.87	2.99	27.95
PK	491.72M	30.63	46.00	-15.37	-2.66	3	Vertical	360	1.00	-	33.29	22.42	3.37	28.45
PK	596.48M	31.02	46.00	-14.98	-1.22	3	Vertical	306	1.00	-	32.24	23.68	3.66	28.56

802.11ac VHT80_Nss1,(MCS0)_2TX

5775MHz_TX

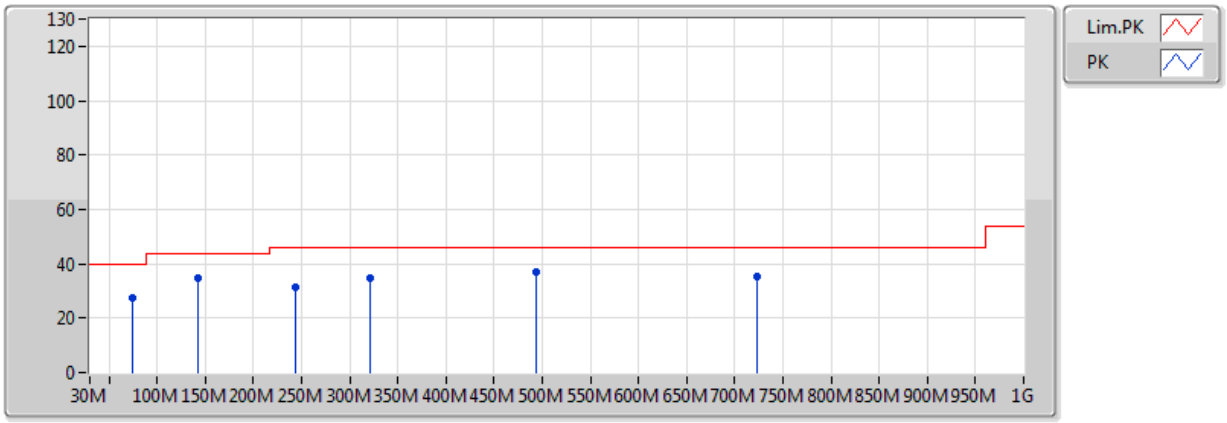

EUT =Y axis, ANT = X axis

Type	Freq	Level	Limit	Margin	Factor	Dist	Condition	Azimuth	Height	Comments	Raw	AF	CL	PA
	(Hz)	(dBuV/m)	(dBuV/m)	(dB)	(dB)	(m)		(°)	(m)		(dBuV)	(dB)	(dB)	(dB)
PK	74.62M	27.36	40.00	-12.64	-14.82	3	Horizontal	0	1.00	-	42.18	11.69	1.17	27.68
PK	142.52M	34.78	43.50	-8.72	-9.92	3	Horizontal	0	1.00	-	44.70	15.96	1.77	27.65
PK	243.4M	31.42	46.00	-14.58	-8.38	3	Horizontal	0	1.00	-	39.80	16.75	2.21	27.33
PK	321M	34.56	46.00	-11.44	-6.11	3	Horizontal	0	1.00	-	40.67	18.69	2.56	27.36
PK	493.66M	37.16	46.00	-8.84	-2.64	3	Horizontal	0	1.00	-	39.80	22.45	3.37	28.46
PK	722.58M	35.25	46.00	-10.75	0.12	3	Horizontal	0	1.00	-	35.13	24.30	4.13	28.31

Summary

Mode	Result	Type	Freq (Hz)	Level (dBuV/m)	Limit (dBuV/m)	Margin (dB)	Factor (dB)	Dist (m)	Condition	Azimuth (°)	Height (m)	Comments
802.11a_Nss1,(6Mbps)_1TX	-	-	-	-	-	-	-	-	-	-	-	-
5.15-5.25GHz	Pass	AV	5.149995G	53.63	54.00	-0.37	2.80	3	Horizontal	3	2.05	-
802.11ac VHT40_Nss1,(MCS0)_2TX	-	-	-	-	-	-	-	-	-	-	-	-
5.25-5.35GHz	Pass	AV	5.350005G	53.86	54.00	-0.14	2.90	3	Horizontal	2	1.11	-
802.11a_Nss1,(6Mbps)_1TX	-	-	-	-	-	-	-	-	-	-	-	-
5.47-5.725GHz	Pass	PK	5.462G	67.68	68.20	-0.52	2.96	3	Horizontal	343	1.50	-
5.725-5.85GHz	Pass	AV	11.65G	52.43	54.00	-1.57	13.19	3	Vertical	12	1.96	-

Result

Mode	Result	Type	Freq (Hz)	Level (dBuV/m)	Limit (dBuV/m)	Margin (dB)	Factor (dB)	Dist (m)	Condition	Azimuth (°)	Height (m)	Comments
802.11a_Nss1,(6Mbps)_1TX	-	-	-	-	-	-	-	-	-	-	-	-
5180MHz	Pass	AV	5.149995G	53.63	54.00	-0.37	2.80	3	Horizontal	3	2.05	-
5180MHz	Pass	AV	5.1862G	99.53	Inf	-Inf	2.82	3	Horizontal	3	2.05	-
5180MHz	Pass	AV	15.54G	45.22	54.00	-8.78	14.12	3	Horizontal	117	1.59	-
5180MHz	Pass	PK	5.1472G	69.28	74.00	-4.72	2.80	3	Horizontal	3	2.05	-
5180MHz	Pass	PK	5.1736G	109.08	Inf	-Inf	2.81	3	Horizontal	3	2.05	-
5180MHz	Pass	PK	15.54G	57.01	74.00	-16.99	14.12	3	Horizontal	117	1.59	-
5180MHz	Pass	AV	5.149995G	52.77	54.00	-1.23	2.80	3	Vertical	285	2.84	-
5180MHz	Pass	AV	5.1862G	98.67	Inf	-Inf	2.82	3	Vertical	285	2.84	-
5180MHz	Pass	AV	15.54G	45.21	54.00	-8.79	14.12	3	Vertical	359	1.09	-
5180MHz	Pass	PK	5.1472G	68.14	74.00	-5.86	2.80	3	Vertical	285	2.84	-
5180MHz	Pass	PK	5.1736G	108.32	Inf	-Inf	2.81	3	Vertical	285	2.84	-
5180MHz	Pass	PK	15.54G	57.00	74.00	-17.00	14.12	3	Vertical	359	1.09	-
5200MHz	Pass	AV	5.149995G	47.60	54.00	-6.40	2.80	3	Horizontal	29	1.43	-
5200MHz	Pass	AV	5.2064G	100.15	Inf	-Inf	2.83	3	Horizontal	29	1.43	-
5200MHz	Pass	AV	15.6G	44.48	54.00	-9.52	13.84	3	Horizontal	102	2.17	-
5200MHz	Pass	PK	5.1484G	62.93	74.00	-11.07	2.80	3	Horizontal	29	1.43	-
5200MHz	Pass	PK	5.2052G	109.72	Inf	-Inf	2.83	3	Horizontal	29	1.43	-
5200MHz	Pass	PK	15.6G	57.26	74.00	-16.74	13.84	3	Horizontal	102	2.17	-
5200MHz	Pass	AV	5.1448G	44.39	54.00	-9.61	2.80	3	Vertical	53	3.61	-
5200MHz	Pass	AV	5.2072G	97.31	Inf	-Inf	2.83	3	Vertical	53	3.61	-
5200MHz	Pass	AV	15.6G	44.73	54.00	-9.27	13.84	3	Vertical	226	1.11	-
5200MHz	Pass	PK	5.1448G	58.12	74.00	-15.88	2.80	3	Vertical	53	3.61	-
5200MHz	Pass	PK	5.2072G	106.77	Inf	-Inf	2.83	3	Vertical	53	3.61	-
5200MHz	Pass	PK	15.56G	56.69	74.00	-17.31	14.03	3	Vertical	226	1.11	-
5240MHz	Pass	AV	5.1122G	44.15	54.00	-9.85	2.78	3	Horizontal	15	1.50	-
5240MHz	Pass	AV	5.246G	101.66	Inf	-Inf	2.85	3	Horizontal	15	1.50	-
5240MHz	Pass	AV	5.372G	44.59	54.00	-9.41	2.91	3	Horizontal	15	1.50	-
5240MHz	Pass	AV	15.72G	44.54	54.00	-9.46	13.27	3	Horizontal	338	1.49	-
5240MHz	Pass	PK	5.1068G	58.23	74.00	-15.77	2.77	3	Horizontal	15	1.50	-
5240MHz	Pass	PK	5.2448G	111.42	Inf	-Inf	2.85	3	Horizontal	15	1.50	-
5240MHz	Pass	PK	5.3612G	58.93	74.00	-15.07	2.91	3	Horizontal	15	1.50	-
5240MHz	Pass	PK	15.72G	56.79	74.00	-17.21	13.27	3	Horizontal	338	1.49	-
5240MHz	Pass	AV	5.0978G	43.89	54.00	-10.11	2.77	3	Vertical	32	3.57	-
5240MHz	Pass	AV	5.246G	99.68	Inf	-Inf	2.85	3	Vertical	32	3.57	-
5240MHz	Pass	AV	5.387G	44.49	54.00	-9.51	2.92	3	Vertical	32	3.57	-
5240MHz	Pass	AV	15.72G	44.78	54.00	-9.22	13.27	3	Vertical	144	1.96	-
5240MHz	Pass	PK	5.0912G	58.87	74.00	-15.13	2.77	3	Vertical	32	3.57	-
5240MHz	Pass	PK	5.2454G	109.32	Inf	-Inf	2.85	3	Vertical	32	3.57	-
5240MHz	Pass	PK	5.3714G	58.65	74.00	-15.35	2.91	3	Vertical	32	3.57	-
5240MHz	Pass	PK	15.72G	58.29	74.00	-15.71	13.27	3	Vertical	144	1.96	-
5260MHz	Pass	AV	5.1376G	43.97	54.00	-10.03	2.79	3	Horizontal	15	1.61	-
5260MHz	Pass	AV	5.266G	102.55	Inf	-Inf	2.86	3	Horizontal	15	1.61	-
5260MHz	Pass	AV	5.3584G	44.78	54.00	-9.22	2.91	3	Horizontal	15	1.61	-
5260MHz	Pass	AV	15.78G	44.59	54.00	-9.41	12.98	3	Horizontal	61	1.23	-
5260MHz	Pass	PK	5.131G	57.20	74.00	-16.80	2.79	3	Horizontal	15	1.61	-
5260MHz	Pass	PK	5.2654G	112.29	Inf	-Inf	2.86	3	Horizontal	15	1.61	-
5260MHz	Pass	PK	5.4058G	58.72	74.00	-15.28	2.93	3	Horizontal	15	1.61	-

RSE TX above 1GHz Result_Small board

Mode	Result	Type	Freq (Hz)	Level (dBuV/m)	Limit (dBuV/m)	Margin (dB)	Factor (dB)	Dist (m)	Condition	Azimuth (°)	Height (m)	Comments
5260MHz	Pass	PK	15.78G	57.08	74.00	-16.92	12.98	3	Horizontal	61	1.23	-
5260MHz	Pass	AV	5.1322G	43.87	54.00	-10.13	2.79	3	Vertical	214	1.49	-
5260MHz	Pass	AV	5.2666G	95.88	Inf	-Inf	2.86	3	Vertical	214	1.49	-
5260MHz	Pass	AV	5.398G	44.44	54.00	-9.56	2.93	3	Vertical	214	1.49	-
5260MHz	Pass	AV	15.78G	44.72	54.00	-9.28	12.98	3	Vertical	229	1.16	-
5260MHz	Pass	PK	5.1352G	58.59	74.00	-15.41	2.79	3	Vertical	214	1.49	-
5260MHz	Pass	PK	5.2648G	105.54	Inf	-Inf	2.86	3	Vertical	214	1.49	-
5260MHz	Pass	PK	5.3614G	58.19	74.00	-15.81	2.91	3	Vertical	214	1.49	-
5260MHz	Pass	PK	15.78G	56.59	74.00	-17.41	12.98	3	Vertical	229	1.16	-
5300MHz	Pass	AV	5.3064G	102.37	Inf	-Inf	2.87	3	Horizontal	29	1.49	-
5300MHz	Pass	AV	5.3504G	51.51	54.00	-2.49	2.90	3	Horizontal	29	1.49	-
5300MHz	Pass	AV	10.6G	46.72	54.00	-7.28	13.05	3	Horizontal	195	1.50	-
5300MHz	Pass	PK	5.3052G	112.33	Inf	-Inf	2.87	3	Horizontal	29	1.49	-
5300MHz	Pass	PK	5.3512G	67.13	74.00	-6.87	2.90	3	Horizontal	29	1.49	-
5300MHz	Pass	PK	10.6G	58.90	74.00	-15.10	13.05	3	Horizontal	195	1.50	-
5300MHz	Pass	AV	5.3064G	99.57	Inf	-Inf	2.87	3	Vertical	295	2.12	-
5300MHz	Pass	AV	5.350005G	49.96	54.00	-4.04	2.90	3	Vertical	295	2.12	-
5300MHz	Pass	AV	10.6G	46.72	54.00	-7.28	13.05	3	Vertical	32	1.02	-
5300MHz	Pass	PK	5.3052G	109.45	Inf	-Inf	2.87	3	Vertical	295	2.12	-
5300MHz	Pass	PK	5.350005G	65.45	74.00	-8.55	2.90	3	Vertical	295	2.12	-
5300MHz	Pass	PK	10.6G	58.99	74.00	-15.01	13.05	3	Vertical	32	1.02	-
5320MHz	Pass	AV	5.3262G	99.78	Inf	-Inf	2.89	3	Horizontal	28	1.45	-
5320MHz	Pass	AV	5.350005G	53.40	54.00	-0.60	2.90	3	Horizontal	28	1.45	-
5320MHz	Pass	AV	10.64G	45.15	54.00	-8.85	13.15	3	Horizontal	184	1.95	-
5320MHz	Pass	PK	5.3258G	109.07	Inf	-Inf	2.89	3	Horizontal	28	1.45	-
5320MHz	Pass	PK	5.350005G	68.18	74.00	-5.82	2.90	3	Horizontal	28	1.45	-
5320MHz	Pass	PK	10.64G	57.71	74.00	-16.29	13.15	3	Horizontal	184	1.95	-
5320MHz	Pass	AV	5.326G	97.05	Inf	-Inf	2.89	3	Vertical	295	2.09	-
5320MHz	Pass	AV	5.350005G	51.55	54.00	-2.45	2.90	3	Vertical	295	2.09	-
5320MHz	Pass	AV	10.64G	45.70	54.00	-8.30	13.15	3	Vertical	352	1.00	-
5320MHz	Pass	PK	5.3258G	106.36	Inf	-Inf	2.89	3	Vertical	295	2.09	-
5320MHz	Pass	PK	5.353G	66.13	74.00	-7.87	2.90	3	Vertical	295	2.09	-
5320MHz	Pass	PK	10.64G	57.86	74.00	-16.14	13.15	3	Vertical	352	1.00	-
5500MHz	Pass	AV	5.46G	47.99	54.00	-6.01	2.96	3	Horizontal	343	1.50	-
5500MHz	Pass	AV	5.493G	96.90	Inf	-Inf	2.98	3	Horizontal	343	1.50	-
5500MHz	Pass	AV	11G	45.13	54.00	-8.87	14.08	3	Horizontal	319	1.50	-
5500MHz	Pass	PK	5.4594G	65.02	74.00	-8.98	2.96	3	Horizontal	343	1.50	-
5500MHz	Pass	PK	5.462G	67.68	68.20	-0.52	2.96	3	Horizontal	343	1.50	-
5500MHz	Pass	PK	5.4938G	107.15	Inf	-Inf	2.98	3	Horizontal	343	1.50	-
5500MHz	Pass	PK	11G	57.08	74.00	-16.92	14.08	3	Horizontal	319	1.50	-
5500MHz	Pass	AV	5.4598G	45.34	54.00	-8.66	2.96	3	Vertical	319	1.50	-
5500MHz	Pass	AV	5.4948G	92.70	Inf	-Inf	2.98	3	Vertical	319	1.50	-
5500MHz	Pass	AV	11G	46.89	54.00	-7.11	14.08	3	Vertical	10	1.50	-
5500MHz	Pass	PK	5.4598G	60.81	74.00	-13.19	2.96	3	Vertical	319	1.50	-
5500MHz	Pass	PK	5.4696G	63.24	68.20	-4.96	2.96	3	Vertical	319	1.50	-
5500MHz	Pass	PK	5.4938G	103.22	Inf	-Inf	2.98	3	Vertical	319	1.50	-
5500MHz	Pass	PK	11G	58.51	74.00	-15.49	14.08	3	Vertical	10	1.50	-
5580MHz	Pass	AV	5.4474G	44.81	54.00	-9.19	2.95	3	Horizontal	351	3.48	-
5580MHz	Pass	AV	5.5866G	104.61	Inf	-Inf	3.16	3	Horizontal	351	3.48	-

Mode	Result	Type	Freq (Hz)	Level (dBuV/m)	Limit (dBuV/m)	Margin (dB)	Factor (dB)	Dist (m)	Condition	Azimuth (°)	Height (m)	Comments
5580MHz	Pass	AV	11.16G	47.57	54.00	-6.43	13.86	3	Horizontal	236	1.50	-
5580MHz	Pass	PK	5.4342G	60.04	74.00	-13.96	2.95	3	Horizontal	351	3.48	-
5580MHz	Pass	PK	5.4678G	60.53	68.20	-7.67	2.96	3	Horizontal	351	3.48	-
5580MHz	Pass	PK	5.5848G	114.24	Inf	-Inf	3.16	3	Horizontal	351	3.48	-
5580MHz	Pass	PK	5.7264G	61.25	68.20	-6.95	3.45	3	Horizontal	351	3.48	-
5580MHz	Pass	PK	11.16G	59.93	74.00	-14.07	13.86	3	Horizontal	236	1.50	-
5580MHz	Pass	AV	5.4462G	44.74	54.00	-9.26	2.95	3	Vertical	245	3.02	-
5580MHz	Pass	AV	5.5866G	102.93	Inf	-Inf	3.16	3	Vertical	245	3.02	-
5580MHz	Pass	AV	11.16G	49.59	54.00	-4.41	13.86	3	Vertical	0	1.50	-
5580MHz	Pass	PK	5.4468G	60.52	74.00	-13.48	2.95	3	Vertical	245	3.02	-
5580MHz	Pass	PK	5.4642G	60.37	68.20	-7.83	2.96	3	Vertical	245	3.02	-
5580MHz	Pass	PK	5.583G	112.98	Inf	-Inf	3.15	3	Vertical	245	3.02	-
5580MHz	Pass	PK	5.7252G	60.65	68.20	-7.55	3.45	3	Vertical	245	3.02	-
5580MHz	Pass	PK	11.16G	61.59	74.00	-12.41	13.86	3	Vertical	0	1.50	-
5700MHz	Pass	AV	5.7064G	96.46	Inf	-Inf	3.40	3	Horizontal	19	2.23	-
5700MHz	Pass	AV	11.4G	44.25	54.00	-9.75	13.53	3	Horizontal	30	2.40	-
5700MHz	Pass	PK	5.7056G	106.58	Inf	-Inf	3.40	3	Horizontal	19	2.23	-
5700MHz	Pass	PK	5.728G	67.50	68.20	-0.70	3.45	3	Horizontal	19	2.23	-
5700MHz	Pass	PK	11.4G	55.88	74.00	-18.12	13.53	3	Horizontal	30	2.40	-
5700MHz	Pass	AV	5.7064G	92.06	Inf	-Inf	3.40	3	Vertical	325	2.79	-
5700MHz	Pass	AV	11.4G	46.12	54.00	-7.88	13.53	3	Vertical	23	2.00	-
5700MHz	Pass	PK	5.7056G	101.98	Inf	-Inf	3.40	3	Vertical	325	2.79	-
5700MHz	Pass	PK	5.7256G	63.14	68.20	-5.06	3.45	3	Vertical	325	2.79	-
5700MHz	Pass	PK	11.4G	57.32	74.00	-16.68	13.53	3	Vertical	23	2.00	-
5745MHz	Pass	AV	5.751G	103.51	Inf	-Inf	3.50	3	Horizontal	334	3.63	-
5745MHz	Pass	AV	11.49G	43.50	54.00	-10.50	13.41	3	Horizontal	236	1.50	-
5745MHz	Pass	PK	5.6322G	61.68	68.20	-6.52	3.25	3	Horizontal	334	3.63	-
5745MHz	Pass	PK	5.7474G	113.83	Inf	-Inf	3.49	3	Horizontal	334	3.63	-
5745MHz	Pass	PK	5.943G	62.43	68.20	-5.77	3.90	3	Horizontal	334	3.63	-
5745MHz	Pass	PK	11.49G	55.53	74.00	-18.47	13.41	3	Horizontal	236	1.50	-
5745MHz	Pass	AV	5.751G	96.84	Inf	-Inf	3.50	3	Vertical	208	3.67	-
5745MHz	Pass	AV	11.49G	49.30	54.00	-4.70	13.41	3	Vertical	359	1.52	-
5745MHz	Pass	PK	5.6058G	62.40	68.20	-5.80	3.20	3	Vertical	208	3.67	-
5745MHz	Pass	PK	5.7522G	106.87	Inf	-Inf	3.50	3	Vertical	208	3.67	-
5745MHz	Pass	PK	5.9574G	62.37	68.20	-5.83	3.93	3	Vertical	208	3.67	-
5745MHz	Pass	PK	11.49G	60.45	74.00	-13.55	13.41	3	Vertical	359	1.52	-
5785MHz	Pass	AV	5.7778G	103.79	Inf	-Inf	3.56	3	Horizontal	335	3.62	-
5785MHz	Pass	AV	11.57G	44.82	54.00	-9.18	13.30	3	Horizontal	252	1.50	-
5785MHz	Pass	PK	5.5642G	61.27	68.20	-6.93	3.11	3	Horizontal	335	3.62	-
5785MHz	Pass	PK	5.7778G	114.63	Inf	-Inf	3.56	3	Horizontal	335	3.62	-
5785MHz	Pass	PK	5.9542G	61.54	68.20	-6.66	3.92	3	Horizontal	335	3.62	-
5785MHz	Pass	PK	11.57G	57.49	74.00	-16.51	13.30	3	Horizontal	252	1.50	-
5785MHz	Pass	AV	5.779G	97.92	Inf	-Inf	3.56	3	Vertical	209	1.20	-
5785MHz	Pass	AV	11.57G	51.90	54.00	-2.10	13.30	3	Vertical	7	1.99	-
5785MHz	Pass	PK	5.5906G	61.38	68.20	-6.82	3.17	3	Vertical	209	1.20	-
5785MHz	Pass	PK	5.7778G	108.67	Inf	-Inf	3.56	3	Vertical	209	1.20	-
5785MHz	Pass	PK	5.9554G	61.63	68.20	-6.57	3.93	3	Vertical	209	1.20	-
5785MHz	Pass	PK	11.57G	62.91	74.00	-11.09	13.30	3	Vertical	7	1.99	-
5825MHz	Pass	AV	5.831G	103.85	Inf	-Inf	3.67	3	Horizontal	335	3.69	-

Mode	Result	Type	Freq (Hz)	Level (dBuV/m)	Limit (dBuV/m)	Margin (dB)	Factor (dB)	Dist (m)	Condition	Azimuth (°)	Height (m)	Comments
5825MHz	Pass	AV	11.65G	45.75	54.00	-8.25	13.19	3	Horizontal	150	1.49	-
5825MHz	Pass	PK	5.6066G	61.98	68.20	-6.22	3.20	3	Horizontal	335	3.69	-
5825MHz	Pass	PK	5.8274G	114.28	Inf	-Inf	3.66	3	Horizontal	335	3.69	-
5825MHz	Pass	PK	5.9426G	62.78	68.20	-5.42	3.90	3	Horizontal	335	3.69	-
5825MHz	Pass	PK	11.65G	57.97	74.00	-16.03	13.19	3	Horizontal	150	1.49	-
5825MHz	Pass	AV	5.8298G	96.04	Inf	-Inf	3.67	3	Vertical	207	3.57	-
5825MHz	Pass	AV	11.65G	52.43	54.00	-1.57	13.19	3	Vertical	12	1.96	-
5825MHz	Pass	PK	5.6042G	61.53	68.20	-6.67	3.20	3	Vertical	207	3.57	-
5825MHz	Pass	PK	5.8274G	106.51	Inf	-Inf	3.66	3	Vertical	207	3.57	-
5825MHz	Pass	PK	5.9678G	62.33	68.20	-5.87	3.95	3	Vertical	207	3.57	-
5825MHz	Pass	PK	11.65G	63.53	74.00	-10.47	13.19	3	Vertical	12	1.96	-
802.11ac VHT20_Nss1,(MCS0)_2TX	-	-	-	-	-	-	-	-	-	-	-	-
5180MHz	Pass	AV	5.149995G	45.91	54.00	-8.09	2.80	3	Horizontal	37	1.11	-
5180MHz	Pass	AV	5.1746G	98.46	Inf	-Inf	2.81	3	Horizontal	37	1.11	-
5180MHz	Pass	AV	15.54G	45.20	54.00	-8.80	14.12	3	Horizontal	209	2.11	-
5180MHz	Pass	PK	5.1466G	62.87	74.00	-11.13	2.80	3	Horizontal	37	1.11	-
5180MHz	Pass	PK	5.1744G	108.28	Inf	-Inf	2.81	3	Horizontal	37	1.11	-
5180MHz	Pass	PK	15.54G	57.21	74.00	-16.79	14.12	3	Horizontal	209	2.11	-
5180MHz	Pass	AV	5.149995G	44.92	54.00	-9.08	2.80	3	Vertical	292	2.21	-
5180MHz	Pass	AV	5.1746G	95.99	Inf	-Inf	2.81	3	Vertical	292	2.21	-
5180MHz	Pass	AV	15.54G	45.31	54.00	-8.69	14.12	3	Vertical	218	1.04	-
5180MHz	Pass	PK	5.1488G	63.09	74.00	-10.91	2.80	3	Vertical	292	2.21	-
5180MHz	Pass	PK	5.1744G	105.87	Inf	-Inf	2.81	3	Vertical	292	2.21	-
5180MHz	Pass	PK	15.54G	57.83	74.00	-16.17	14.12	3	Vertical	218	1.04	-
5200MHz	Pass	AV	5.1152G	44.55	54.00	-9.45	2.78	3	Horizontal	41	1.07	-
5200MHz	Pass	AV	5.1948G	97.43	Inf	-Inf	2.83	3	Horizontal	41	1.07	-
5200MHz	Pass	AV	15.6G	44.46	54.00	-9.54	13.84	3	Horizontal	12	1.90	-
5200MHz	Pass	PK	5.14G	59.75	74.00	-14.25	2.79	3	Horizontal	41	1.07	-
5200MHz	Pass	PK	5.1944G	107.44	Inf	-Inf	2.83	3	Horizontal	41	1.07	-
5200MHz	Pass	PK	15.6G	57.51	74.00	-16.49	13.84	3	Horizontal	12	1.90	-
5200MHz	Pass	AV	5.13G	44.05	54.00	-9.95	2.79	3	Vertical	290	1.80	-
5200MHz	Pass	AV	5.2056G	95.60	Inf	-Inf	2.83	3	Vertical	290	1.80	-
5200MHz	Pass	AV	15.6G	44.58	54.00	-9.42	13.84	3	Vertical	265	1.25	-
5200MHz	Pass	PK	5.1132G	60.15	74.00	-13.85	2.78	3	Vertical	290	1.80	-
5200MHz	Pass	PK	5.2064G	105.05	Inf	-Inf	2.83	3	Vertical	290	1.80	-
5200MHz	Pass	PK	15.6G	56.54	74.00	-17.46	13.84	3	Vertical	265	1.25	-
5240MHz	Pass	AV	5.138G	43.97	54.00	-10.03	2.79	3	Horizontal	11	1.37	-
5240MHz	Pass	AV	5.2454G	99.83	Inf	-Inf	2.85	3	Horizontal	11	1.37	-
5240MHz	Pass	AV	5.3636G	44.77	54.00	-9.23	2.91	3	Horizontal	11	1.37	-
5240MHz	Pass	AV	15.72G	44.54	54.00	-9.46	13.27	3	Horizontal	17	2.47	-
5240MHz	Pass	PK	5.1182G	59.87	74.00	-14.13	2.78	3	Horizontal	11	1.37	-
5240MHz	Pass	PK	5.2466G	109.21	Inf	-Inf	2.85	3	Horizontal	11	1.37	-
5240MHz	Pass	PK	5.3522G	61.27	74.00	-12.73	2.90	3	Horizontal	11	1.37	-
5240MHz	Pass	PK	15.72G	56.88	74.00	-17.12	13.27	3	Horizontal	17	2.47	-
5240MHz	Pass	AV	5.1374G	44.01	54.00	-9.99	2.79	3	Vertical	216	2.70	-
5240MHz	Pass	AV	5.2454G	97.80	Inf	-Inf	2.85	3	Vertical	216	2.70	-
5240MHz	Pass	AV	5.3624G	44.71	54.00	-9.29	2.91	3	Vertical	216	2.70	-
5240MHz	Pass	AV	15.72G	44.50	54.00	-9.50	13.27	3	Vertical	126	2.23	-
5240MHz	Pass	PK	5.1116G	60.39	74.00	-13.61	2.78	3	Vertical	216	2.70	-

RSE TX above 1GHz Result_Small board

Mode	Result	Type	Freq (Hz)	Level (dBuV/m)	Limit (dBuV/m)	Margin (dB)	Factor (dB)	Dist (m)	Condition	Azimuth (°)	Height (m)	Comments
5240MHz	Pass	PK	5.2466G	107.25	Inf	-Inf	2.85	3	Vertical	216	2.70	-
5240MHz	Pass	PK	5.3744G	61.04	74.00	-12.96	2.91	3	Vertical	216	2.70	-
5240MHz	Pass	PK	15.72G	57.04	74.00	-16.96	13.27	3	Vertical	126	2.23	-
5260MHz	Pass	AV	5.1412G	43.97	54.00	-10.03	2.79	3	Horizontal	346	1.83	-
5260MHz	Pass	AV	5.2654G	99.73	Inf	-Inf	2.86	3	Horizontal	346	1.83	-
5260MHz	Pass	AV	5.3512G	44.92	54.00	-9.08	2.90	3	Horizontal	346	1.83	-
5260MHz	Pass	AV	15.78G	44.59	54.00	-9.41	12.98	3	Horizontal	124	2.34	-
5260MHz	Pass	PK	5.1418G	60.27	74.00	-13.73	2.80	3	Horizontal	346	1.83	-
5260MHz	Pass	PK	5.2672G	109.29	Inf	-Inf	2.86	3	Horizontal	346	1.83	-
5260MHz	Pass	PK	5.3764G	61.80	74.00	-12.20	2.92	3	Horizontal	346	1.83	-
5260MHz	Pass	PK	15.78G	56.88	74.00	-17.12	12.98	3	Horizontal	124	2.34	-
5260MHz	Pass	AV	5.1256G	43.87	54.00	-10.13	2.79	3	Vertical	287	1.79	-
5260MHz	Pass	AV	5.2654G	95.90	Inf	-Inf	2.86	3	Vertical	287	1.79	-
5260MHz	Pass	AV	5.3812G	44.70	54.00	-9.30	2.92	3	Vertical	287	1.79	-
5260MHz	Pass	AV	15.78G	44.59	54.00	-9.41	12.98	3	Vertical	158	1.14	-
5260MHz	Pass	PK	5.1424G	60.09	74.00	-13.91	2.80	3	Vertical	287	1.79	-
5260MHz	Pass	PK	5.2666G	105.31	Inf	-Inf	2.86	3	Vertical	287	1.79	-
5260MHz	Pass	PK	5.3752G	61.64	74.00	-12.36	2.92	3	Vertical	287	1.79	-
5260MHz	Pass	PK	15.78G	57.38	74.00	-16.62	12.98	3	Vertical	158	1.14	-
5300MHz	Pass	AV	5.3056G	97.16	Inf	-Inf	2.87	3	Horizontal	337	1.50	-
5300MHz	Pass	AV	5.3804G	45.23	54.00	-8.77	2.92	3	Horizontal	337	1.50	-
5300MHz	Pass	AV	10.6G	44.08	54.00	-9.92	13.05	3	Horizontal	3	1.61	-
5300MHz	Pass	PK	5.3064G	106.60	Inf	-Inf	2.87	3	Horizontal	337	1.50	-
5300MHz	Pass	PK	5.350005G	61.05	74.00	-12.95	2.90	3	Horizontal	337	1.50	-
5300MHz	Pass	PK	10.6G	57.32	74.00	-16.68	13.05	3	Horizontal	3	1.61	-
5300MHz	Pass	AV	5.3056G	96.24	Inf	-Inf	2.87	3	Vertical	287	1.71	-
5300MHz	Pass	AV	5.3752G	44.77	54.00	-9.23	2.92	3	Vertical	287	1.71	-
5300MHz	Pass	AV	10.6G	44.22	54.00	-9.78	13.05	3	Vertical	176	2.32	-
5300MHz	Pass	PK	5.3052G	105.70	Inf	-Inf	2.87	3	Vertical	287	1.71	-
5300MHz	Pass	PK	5.3808G	61.53	74.00	-12.47	2.92	3	Vertical	287	1.71	-
5300MHz	Pass	PK	10.6G	56.11	74.00	-17.89	13.05	3	Vertical	176	2.32	-
5320MHz	Pass	AV	5.3256G	97.50	Inf	-Inf	2.89	3	Horizontal	338	1.50	-
5320MHz	Pass	AV	5.350005G	49.21	54.00	-4.79	2.90	3	Horizontal	338	1.50	-
5320MHz	Pass	AV	10.64G	43.94	54.00	-10.06	13.15	3	Horizontal	24	1.08	-
5320MHz	Pass	PK	5.3144G	106.90	Inf	-Inf	2.88	3	Horizontal	338	1.50	-
5320MHz	Pass	PK	5.3506G	65.69	74.00	-8.31	2.90	3	Horizontal	338	1.50	-
5320MHz	Pass	PK	10.64G	56.20	74.00	-17.80	13.15	3	Horizontal	24	1.08	-
5320MHz	Pass	AV	5.3146G	95.74	Inf	-Inf	2.88	3	Vertical	289	1.50	-
5320MHz	Pass	AV	5.3502G	46.83	54.00	-7.17	2.90	3	Vertical	289	1.50	-
5320MHz	Pass	AV	10.64G	44.30	54.00	-9.70	13.15	3	Vertical	263	1.85	-
5320MHz	Pass	PK	5.3144G	105.44	Inf	-Inf	2.88	3	Vertical	289	1.50	-
5320MHz	Pass	PK	5.3522G	62.93	74.00	-11.07	2.90	3	Vertical	289	1.50	-
5320MHz	Pass	PK	10.64G	56.69	74.00	-17.31	13.15	3	Vertical	263	1.85	-
5500MHz	Pass	AV	5.46G	46.30	54.00	-7.70	2.96	3	Horizontal	6	1.83	-
5500MHz	Pass	AV	5.5056G	99.88	Inf	-Inf	2.99	3	Horizontal	6	1.83	-
5500MHz	Pass	AV	11G	43.88	54.00	-10.12	14.08	3	Horizontal	70	1.10	-
5500MHz	Pass	PK	5.4592G	63.88	74.00	-10.12	2.96	3	Horizontal	6	1.83	-
5500MHz	Pass	PK	5.466G	67.63	68.20	-0.57	2.96	3	Horizontal	6	1.83	-
5500MHz	Pass	PK	5.5066G	109.27	Inf	-Inf	2.99	3	Horizontal	6	1.83	-

Mode	Result	Type	Freq (Hz)	Level (dBuV/m)	Limit (dBuV/m)	Margin (dB)	Factor (dB)	Dist (m)	Condition	Azimuth (°)	Height (m)	Comments
5500MHz	Pass	PK	11G	56.55	74.00	-17.45	14.08	3	Horizontal	70	1.10	-
5500MHz	Pass	AV	5.458G	44.72	54.00	-9.28	2.96	3	Vertical	212	1.41	-
5500MHz	Pass	AV	5.5056G	94.71	Inf	-Inf	2.99	3	Vertical	212	1.41	-
5500MHz	Pass	AV	11G	44.89	54.00	-9.11	14.08	3	Vertical	0	1.50	-
5500MHz	Pass	PK	5.4572G	60.99	74.00	-13.01	2.96	3	Vertical	212	1.41	-
5500MHz	Pass	PK	5.4662G	63.71	68.20	-4.49	2.96	3	Vertical	212	1.41	-
5500MHz	Pass	PK	5.5066G	104.22	Inf	-Inf	2.99	3	Vertical	212	1.41	-
5500MHz	Pass	PK	11G	57.01	74.00	-16.99	14.08	3	Vertical	0	1.50	-
5580MHz	Pass	AV	5.4468G	44.79	54.00	-9.21	2.95	3	Horizontal	350	1.48	-
5580MHz	Pass	AV	5.5854G	101.15	Inf	-Inf	3.16	3	Horizontal	350	1.48	-
5580MHz	Pass	AV	11.16G	44.30	54.00	-9.70	13.86	3	Horizontal	336	2.29	-
5580MHz	Pass	PK	5.4342G	60.12	74.00	-13.88	2.95	3	Horizontal	350	1.48	-
5580MHz	Pass	PK	5.4678G	60.35	68.20	-7.85	2.96	3	Horizontal	350	1.48	-
5580MHz	Pass	PK	5.5866G	110.53	Inf	-Inf	3.16	3	Horizontal	350	1.48	-
5580MHz	Pass	PK	5.7252G	60.42	68.20	-7.78	3.45	3	Horizontal	350	1.48	-
5580MHz	Pass	PK	11.16G	56.42	74.00	-17.58	13.86	3	Horizontal	336	2.29	-
5580MHz	Pass	AV	5.448G	44.71	54.00	-9.29	2.95	3	Vertical	337	2.09	-
5580MHz	Pass	AV	5.5854G	97.12	Inf	-Inf	3.16	3	Vertical	337	2.09	-
5580MHz	Pass	AV	11.16G	45.91	54.00	-8.09	13.86	3	Vertical	0	1.51	-
5580MHz	Pass	PK	5.4456G	60.27	74.00	-13.73	2.95	3	Vertical	337	2.09	-
5580MHz	Pass	PK	5.466G	59.72	68.20	-8.48	2.96	3	Vertical	337	2.09	-
5580MHz	Pass	PK	5.5866G	106.56	Inf	-Inf	3.16	3	Vertical	337	2.09	-
5580MHz	Pass	PK	5.7288G	60.94	68.20	-7.26	3.45	3	Vertical	337	2.09	-
5580MHz	Pass	PK	11.16G	57.72	74.00	-16.28	13.86	3	Vertical	0	1.51	-
5700MHz	Pass	AV	5.6944G	96.34	Inf	-Inf	3.38	3	Horizontal	351	1.85	-
5700MHz	Pass	AV	11.4G	42.89	54.00	-11.11	13.53	3	Horizontal	286	2.45	-
5700MHz	Pass	PK	5.6944G	106.34	Inf	-Inf	3.38	3	Horizontal	351	1.85	-
5700MHz	Pass	PK	5.7264G	63.42	68.20	-4.78	3.45	3	Horizontal	351	1.85	-
5700MHz	Pass	PK	11.4G	54.85	74.00	-19.15	13.53	3	Horizontal	286	2.45	-
5700MHz	Pass	AV	5.7056G	92.54	Inf	-Inf	3.40	3	Vertical	275	3.54	-
5700MHz	Pass	AV	11.4G	45.14	54.00	-8.86	13.53	3	Vertical	0	1.63	-
5700MHz	Pass	PK	5.6968G	102.00	Inf	-Inf	3.38	3	Vertical	275	3.54	-
5700MHz	Pass	PK	5.7552G	62.15	68.20	-6.05	3.51	3	Vertical	275	3.54	-
5700MHz	Pass	PK	11.4G	56.69	74.00	-17.31	13.53	3	Vertical	0	1.63	-
5745MHz	Pass	AV	5.751G	101.42	Inf	-Inf	3.50	3	Horizontal	10	1.05	-
5745MHz	Pass	AV	11.49G	42.42	54.00	-11.58	13.41	3	Horizontal	137	1.98	-
5745MHz	Pass	PK	5.5866G	62.03	68.20	-6.17	3.16	3	Horizontal	10	1.05	-
5745MHz	Pass	PK	5.751G	110.91	Inf	-Inf	3.50	3	Horizontal	10	1.05	-
5745MHz	Pass	PK	5.9586G	62.05	68.20	-6.15	3.93	3	Horizontal	10	1.05	-
5745MHz	Pass	PK	11.49G	54.59	74.00	-19.41	13.41	3	Horizontal	137	1.98	-
5745MHz	Pass	AV	5.751G	97.52	Inf	-Inf	3.50	3	Vertical	347	1.42	-
5745MHz	Pass	AV	11.49G	43.83	54.00	-10.17	13.41	3	Vertical	4	1.51	-
5745MHz	Pass	PK	5.5866G	61.27	68.20	-6.93	3.16	3	Vertical	347	1.42	-
5745MHz	Pass	PK	5.7498G	106.93	Inf	-Inf	3.50	3	Vertical	347	1.42	-
5745MHz	Pass	PK	5.9478G	62.88	68.20	-5.32	3.91	3	Vertical	347	1.42	-
5745MHz	Pass	PK	11.49G	55.18	74.00	-18.82	13.41	3	Vertical	4	1.51	-
5785MHz	Pass	AV	5.791G	101.76	Inf	-Inf	3.59	3	Horizontal	51	1.18	-
5785MHz	Pass	AV	11.57G	42.19	54.00	-11.81	13.30	3	Horizontal	328	2.14	-
5785MHz	Pass	PK	5.6002G	61.56	68.20	-6.64	3.19	3	Horizontal	51	1.18	-

Mode	Result	Type	Freq (Hz)	Level (dBuV/m)	Limit (dBuV/m)	Margin (dB)	Factor (dB)	Dist (m)	Condition	Azimuth (°)	Height (m)	Comments
5785MHz	Pass	PK	5.791G	111.51	Inf	-Inf	3.59	3	Horizontal	51	1.18	-
5785MHz	Pass	PK	5.953G	62.08	68.20	-6.12	3.92	3	Horizontal	51	1.18	-
5785MHz	Pass	PK	11.57G	54.58	74.00	-19.42	13.30	3	Horizontal	328	2.14	-
5785MHz	Pass	AV	5.7802G	99.91	Inf	-Inf	3.57	3	Vertical	63	1.51	-
5785MHz	Pass	AV	11.57G	44.62	54.00	-9.38	13.30	3	Vertical	357	1.50	-
5785MHz	Pass	PK	5.5858G	62.01	68.20	-6.19	3.16	3	Vertical	63	1.51	-
5785MHz	Pass	PK	5.779G	109.58	Inf	-Inf	3.56	3	Vertical	63	1.51	-
5785MHz	Pass	PK	5.9386G	62.42	68.20	-5.78	3.89	3	Vertical	63	1.51	-
5785MHz	Pass	PK	11.57G	57.30	74.00	-16.70	13.30	3	Vertical	357	1.50	-
5825MHz	Pass	AV	5.8202G	102.05	Inf	-Inf	3.65	3	Horizontal	52	1.04	-
5825MHz	Pass	AV	11.65G	42.60	54.00	-11.40	13.19	3	Horizontal	29	2.01	-
5825MHz	Pass	PK	5.5634G	62.14	68.20	-6.06	3.11	3	Horizontal	52	1.04	-
5825MHz	Pass	PK	5.819G	111.71	Inf	-Inf	3.65	3	Horizontal	52	1.04	-
5825MHz	Pass	PK	5.9606G	62.66	68.20	-5.54	3.94	3	Horizontal	52	1.04	-
5825MHz	Pass	PK	11.65G	54.65	74.00	-19.35	13.19	3	Horizontal	29	2.01	-
5825MHz	Pass	AV	5.8202G	98.73	Inf	-Inf	3.65	3	Vertical	63	1.63	-
5825MHz	Pass	AV	11.65G	45.40	54.00	-8.60	13.19	3	Vertical	348	1.49	-
5825MHz	Pass	PK	5.645G	61.61	68.20	-6.59	3.28	3	Vertical	63	1.63	-
5825MHz	Pass	PK	5.819G	108.33	Inf	-Inf	3.65	3	Vertical	63	1.63	-
5825MHz	Pass	PK	5.9558G	62.34	68.20	-5.86	3.93	3	Vertical	63	1.63	-
5825MHz	Pass	PK	11.65G	56.64	74.00	-17.36	13.19	3	Vertical	348	1.49	-
802.11ac VHT40_Nss1,(MCS0)_2TX	-	-	-	-	-	-	-	-	-	-	-	-
5190MHz	Pass	AV	5.149995G	47.14	54.00	-6.86	2.80	3	Horizontal	18	1.04	-
5190MHz	Pass	AV	5.1916G	92.85	Inf	-Inf	2.82	3	Horizontal	18	1.04	-
5190MHz	Pass	AV	15.57G	44.97	54.00	-9.03	13.98	3	Horizontal	133	1.46	-
5190MHz	Pass	PK	5.1468G	63.73	74.00	-10.27	2.80	3	Horizontal	18	1.04	-
5190MHz	Pass	PK	5.188G	103.17	Inf	-Inf	2.82	3	Horizontal	18	1.04	-
5190MHz	Pass	PK	15.57G	57.69	74.00	-16.31	13.98	3	Horizontal	133	1.46	-
5190MHz	Pass	AV	5.149995G	44.76	54.00	-9.24	2.80	3	Vertical	67	1.19	-
5190MHz	Pass	AV	5.2048G	88.32	Inf	-Inf	2.83	3	Vertical	67	1.19	-
5190MHz	Pass	AV	15.57G	45.10	54.00	-8.90	13.98	3	Vertical	94	1.24	-
5190MHz	Pass	PK	5.1468G	60.00	74.00	-14.00	2.80	3	Vertical	67	1.19	-
5190MHz	Pass	PK	5.2068G	98.41	Inf	-Inf	2.83	3	Vertical	67	1.19	-
5190MHz	Pass	PK	15.57G	57.41	74.00	-16.59	13.98	3	Vertical	94	1.24	-
5230MHz	Pass	AV	5.1452G	44.30	54.00	-9.70	2.80	3	Horizontal	3	1.50	-
5230MHz	Pass	AV	5.234G	93.04	Inf	-Inf	2.84	3	Horizontal	3	1.50	-
5230MHz	Pass	AV	15.69G	44.52	54.00	-9.48	13.41	3	Horizontal	194	2.17	-
5230MHz	Pass	PK	5.1392G	60.18	74.00	-13.82	2.79	3	Horizontal	3	1.50	-
5230MHz	Pass	PK	5.2404G	103.26	Inf	-Inf	2.85	3	Horizontal	3	1.50	-
5230MHz	Pass	PK	15.69G	56.91	74.00	-17.09	13.41	3	Horizontal	194	2.17	-
5230MHz	Pass	AV	5.1304G	43.90	54.00	-10.10	2.79	3	Vertical	119	3.10	-
5230MHz	Pass	AV	5.2316G	88.08	Inf	-Inf	2.84	3	Vertical	119	3.10	-
5230MHz	Pass	AV	15.69G	44.49	54.00	-9.51	13.41	3	Vertical	67	1.23	-
5230MHz	Pass	PK	5.1464G	60.32	74.00	-13.68	2.80	3	Vertical	119	3.10	-
5230MHz	Pass	PK	5.228G	98.72	Inf	-Inf	2.84	3	Vertical	119	3.10	-
5230MHz	Pass	PK	15.69G	56.93	74.00	-17.07	13.41	3	Vertical	67	1.23	-
5270MHz	Pass	AV	5.2856G	95.53	Inf	-Inf	2.86	3	Horizontal	2	1.29	-
5270MHz	Pass	AV	5.3504G	45.19	54.00	-8.81	2.90	3	Horizontal	2	1.29	-
5270MHz	Pass	AV	15.81G	44.86	54.00	-9.14	12.84	3	Horizontal	107	1.57	-

Mode	Result	Type	Freq (Hz)	Level (dBuV/m)	Limit (dBuV/m)	Margin (dB)	Factor (dB)	Dist (m)	Condition	Azimuth (°)	Height (m)	Comments
5270MHz	Pass	PK	5.2868G	105.54	Inf	-Inf	2.86	3	Horizontal	2	1.29	-
5270MHz	Pass	PK	5.3552G	61.03	74.00	-12.97	2.90	3	Horizontal	2	1.29	-
5270MHz	Pass	PK	15.81G	57.84	74.00	-16.16	12.84	3	Horizontal	107	1.57	-
5270MHz	Pass	AV	5.2856G	92.67	Inf	-Inf	2.86	3	Vertical	62	3.69	-
5270MHz	Pass	AV	5.3588G	44.62	54.00	-9.38	2.91	3	Vertical	62	3.69	-
5270MHz	Pass	AV	15.81G	44.88	54.00	-9.12	12.84	3	Vertical	91	2.30	-
5270MHz	Pass	PK	5.2868G	102.87	Inf	-Inf	2.86	3	Vertical	62	3.69	-
5270MHz	Pass	PK	5.3592G	61.14	74.00	-12.86	2.91	3	Vertical	62	3.69	-
5270MHz	Pass	PK	15.81G	57.35	74.00	-16.65	12.84	3	Vertical	91	2.30	-
5310MHz	Pass	AV	5.3116G	94.87	Inf	-Inf	2.88	3	Horizontal	2	1.11	-
5310MHz	Pass	AV	5.350005G	53.86	54.00	-0.14	2.90	3	Horizontal	2	1.11	-
5310MHz	Pass	AV	10.62G	43.90	54.00	-10.10	13.10	3	Horizontal	260	1.76	-
5310MHz	Pass	PK	5.3204G	104.70	Inf	-Inf	2.88	3	Horizontal	2	1.11	-
5310MHz	Pass	PK	5.3548G	70.14	74.00	-3.86	2.90	3	Horizontal	2	1.11	-
5310MHz	Pass	PK	10.62G	56.46	74.00	-17.54	13.10	3	Horizontal	260	1.76	-
5310MHz	Pass	AV	5.3256G	88.22	Inf	-Inf	2.89	3	Vertical	61	1.52	-
5310MHz	Pass	AV	5.350005G	48.54	54.00	-5.46	2.90	3	Vertical	61	1.52	-
5310MHz	Pass	AV	10.62G	43.89	54.00	-10.11	13.10	3	Vertical	207	1.93	-
5310MHz	Pass	PK	5.3268G	98.34	Inf	-Inf	2.89	3	Vertical	61	1.52	-
5310MHz	Pass	PK	5.354G	65.24	74.00	-8.76	2.90	3	Vertical	61	1.52	-
5310MHz	Pass	PK	10.62G	56.29	74.00	-17.71	13.10	3	Vertical	207	1.93	-
5510MHz	Pass	AV	5.46G	46.34	54.00	-7.66	2.96	3	Horizontal	27	1.38	-
5510MHz	Pass	AV	5.5116G	93.58	Inf	-Inf	3.00	3	Horizontal	27	1.38	-
5510MHz	Pass	AV	11.02G	44.23	54.00	-9.77	14.05	3	Horizontal	79	1.15	-
5510MHz	Pass	PK	5.46G	61.66	74.00	-12.34	2.96	3	Horizontal	27	1.38	-
5510MHz	Pass	PK	5.466G	63.49	68.20	-4.71	2.96	3	Horizontal	27	1.38	-
5510MHz	Pass	PK	5.508G	103.47	Inf	-Inf	3.00	3	Horizontal	27	1.38	-
5510MHz	Pass	PK	11.02G	57.02	74.00	-16.98	14.05	3	Horizontal	79	1.15	-
5510MHz	Pass	AV	5.4536G	45.04	54.00	-8.96	2.96	3	Vertical	76	3.69	-
5510MHz	Pass	AV	5.5256G	88.50	Inf	-Inf	3.03	3	Vertical	76	3.69	-
5510MHz	Pass	AV	11.02G	45.21	54.00	-8.79	14.05	3	Vertical	350	1.52	-
5510MHz	Pass	PK	5.4276G	60.98	74.00	-13.02	2.94	3	Vertical	76	3.69	-
5510MHz	Pass	PK	5.4672G	61.54	68.20	-6.66	2.96	3	Vertical	76	3.69	-
5510MHz	Pass	PK	5.5268G	98.64	Inf	-Inf	3.04	3	Vertical	76	3.69	-
5510MHz	Pass	PK	11.02G	56.88	74.00	-17.12	14.05	3	Vertical	350	1.52	-
5550MHz	Pass	AV	5.4556G	44.89	54.00	-9.11	2.96	3	Horizontal	15	1.67	-
5550MHz	Pass	AV	5.5656G	96.80	Inf	-Inf	3.12	3	Horizontal	15	1.67	-
5550MHz	Pass	AV	11.1G	44.10	54.00	-9.90	13.94	3	Horizontal	34	1.48	-
5550MHz	Pass	PK	5.454G	60.98	74.00	-13.02	2.96	3	Horizontal	15	1.67	-
5550MHz	Pass	PK	5.4692G	60.76	68.20	-7.44	2.96	3	Horizontal	15	1.67	-
5550MHz	Pass	PK	5.5668G	106.71	Inf	-Inf	3.12	3	Horizontal	15	1.67	-
5550MHz	Pass	PK	11.1G	57.14	74.00	-16.86	13.94	3	Horizontal	34	1.48	-
5550MHz	Pass	AV	5.45G	44.63	54.00	-9.37	2.95	3	Vertical	358	1.12	-
5550MHz	Pass	AV	5.5516G	91.99	Inf	-Inf	3.09	3	Vertical	358	1.12	-
5550MHz	Pass	AV	11.1G	45.89	54.00	-8.11	13.94	3	Vertical	359	1.71	-
5550MHz	Pass	PK	5.458G	60.65	74.00	-13.35	2.96	3	Vertical	358	1.12	-
5550MHz	Pass	PK	5.4656G	60.60	68.20	-7.60	2.96	3	Vertical	358	1.12	-
5550MHz	Pass	PK	5.548G	102.06	Inf	-Inf	3.08	3	Vertical	358	1.12	-
5550MHz	Pass	PK	11.1G	57.72	74.00	-16.28	13.94	3	Vertical	359	1.71	-

Mode	Result	Type	Freq (Hz)	Level (dBuV/m)	Limit (dBuV/m)	Margin (dB)	Factor (dB)	Dist (m)	Condition	Azimuth (°)	Height (m)	Comments
5670MHz	Pass	AV	5.6684G	94.44	Inf	-Inf	3.33	3	Horizontal	300	1.02	-
5670MHz	Pass	AV	11.34G	43.27	54.00	-10.73	13.61	3	Horizontal	161	2.22	-
5670MHz	Pass	PK	5.6684G	104.97	Inf	-Inf	3.33	3	Horizontal	300	1.02	-
5670MHz	Pass	PK	5.726G	62.35	68.20	-5.85	3.45	3	Horizontal	300	1.02	-
5670MHz	Pass	PK	11.34G	55.94	74.00	-18.06	13.61	3	Horizontal	161	2.22	-
5670MHz	Pass	AV	5.6684G	91.35	Inf	-Inf	3.33	3	Vertical	61	1.32	-
5670MHz	Pass	AV	11.34G	45.32	54.00	-8.68	13.61	3	Vertical	1	1.72	-
5670MHz	Pass	PK	5.6676G	101.88	Inf	-Inf	3.33	3	Vertical	61	1.32	-
5670MHz	Pass	PK	5.8492G	62.56	68.20	-5.64	3.71	3	Vertical	61	1.32	-
5670MHz	Pass	PK	11.34G	56.69	74.00	-17.31	13.61	3	Vertical	1	1.72	-
5755MHz	Pass	AV	5.7562G	97.20	Inf	-Inf	3.51	3	Horizontal	68	1.37	-
5755MHz	Pass	AV	11.51G	42.95	54.00	-11.05	13.38	3	Horizontal	23	1.73	-
5755MHz	Pass	PK	5.5702G	62.08	68.20	-6.12	3.13	3	Horizontal	68	1.37	-
5755MHz	Pass	PK	5.7526G	107.41	Inf	-Inf	3.51	3	Horizontal	68	1.37	-
5755MHz	Pass	PK	5.9626G	61.83	68.20	-6.37	3.94	3	Horizontal	68	1.37	-
5755MHz	Pass	PK	11.51G	55.76	74.00	-18.24	13.38	3	Horizontal	23	1.73	-
5755MHz	Pass	AV	5.7586G	95.39	Inf	-Inf	3.52	3	Vertical	63	1.54	-
5755MHz	Pass	AV	11.51G	45.57	54.00	-8.43	13.38	3	Vertical	358	1.68	-
5755MHz	Pass	PK	5.5522G	62.10	68.20	-6.10	3.09	3	Vertical	63	1.54	-
5755MHz	Pass	PK	5.7658G	105.70	Inf	-Inf	3.53	3	Vertical	63	1.54	-
5755MHz	Pass	PK	5.989G	62.55	68.20	-5.65	4.00	3	Vertical	63	1.54	-
5755MHz	Pass	PK	11.51G	57.33	74.00	-16.67	13.38	3	Vertical	358	1.68	-
5795MHz	Pass	AV	5.7962G	98.42	Inf	-Inf	3.60	3	Horizontal	51	1.06	-
5795MHz	Pass	PK	5.5754G	61.56	68.20	-6.64	3.14	3	Horizontal	51	1.06	-
5795MHz	Pass	PK	5.7926G	108.74	Inf	-Inf	3.59	3	Horizontal	51	1.06	-
5795MHz	Pass	PK	5.9786G	61.53	68.20	-6.67	3.98	3	Horizontal	51	1.06	-
5795MHz	Pass	AV	5.7938G	95.68	Inf	-Inf	3.60	3	Vertical	63	1.52	-
5795MHz	Pass	PK	5.5634G	61.61	68.20	-6.59	3.11	3	Vertical	63	1.52	-
5795MHz	Pass	PK	5.7926G	105.88	Inf	-Inf	3.59	3	Vertical	63	1.52	-
5795MHz	Pass	PK	5.9762G	62.00	68.20	-6.20	3.97	3	Vertical	63	1.52	-
5795MHz	Pass	AV	11.59G	42.72	54.00	-11.28	13.27	3	Horizontal	354	1.50	-
5795MHz	Pass	PK	11.59G	55.32	74.00	-18.68	13.27	3	Horizontal	354	1.50	-
5795MHz	Pass	AV	11.59G	45.98	54.00	-8.02	13.27	3	Vertical	6	1.98	-
5795MHz	Pass	PK	11.59G	55.88	74.00	-18.12	13.27	3	Vertical	6	1.98	-
802.11ac VHT80_Nss1,(MCS0)_2TX	-	-	-	-	-	-	-	-	-	-	-	-
5210MHz	Pass	AV	5.147G	49.55	54.00	-4.45	2.80	3	Horizontal	20	1.50	-
5210MHz	Pass	AV	5.238G	90.05	Inf	-Inf	2.85	3	Horizontal	20	1.50	-
5210MHz	Pass	AV	5.37G	45.28	54.00	-8.72	2.91	3	Horizontal	20	1.50	-
5210MHz	Pass	PK	5.149G	59.58	74.00	-14.42	2.80	3	Horizontal	20	1.50	-
5210MHz	Pass	PK	5.236G	98.88	Inf	-Inf	2.84	3	Horizontal	20	1.50	-
5210MHz	Pass	PK	5.357G	57.75	74.00	-16.25	2.90	3	Horizontal	20	1.50	-
5210MHz	Pass	AV	5.149G	46.39	54.00	-7.61	2.80	3	Vertical	303	2.27	-
5210MHz	Pass	AV	5.228G	84.87	Inf	-Inf	2.84	3	Vertical	303	2.27	-
5210MHz	Pass	AV	5.446G	45.22	54.00	-8.78	2.95	3	Vertical	303	2.27	-
5210MHz	Pass	PK	5.115G	56.51	74.00	-17.49	2.78	3	Vertical	303	2.27	-
5210MHz	Pass	PK	5.228G	93.53	Inf	-Inf	2.84	3	Vertical	303	2.27	-
5210MHz	Pass	PK	5.388G	56.21	74.00	-17.79	2.92	3	Vertical	303	2.27	-
5210MHz	Pass	AV	15.63G	44.36	54.00	-9.64	13.69	3	Horizontal	199	1.16	-
5210MHz	Pass	PK	15.63G	57.19	74.00	-16.81	13.69	3	Horizontal	199	1.16	-

RSE TX above 1GHz Result_Small board

Mode	Result	Type	Freq (Hz)	Level (dBuV/m)	Limit (dBuV/m)	Margin (dB)	Factor (dB)	Dist (m)	Condition	Azimuth (°)	Height (m)	Comments
5210MHz	Pass	AV	15.63G	44.36	54.00	-9.64	13.69	3	Vertical	52	1.19	-
5210MHz	Pass	PK	15.63G	56.82	74.00	-17.18	13.69	3	Vertical	52	1.19	-
5290MHz	Pass	AV	5.132G	44.14	54.00	-9.86	2.79	3	Horizontal	18	1.36	-
5290MHz	Pass	AV	5.308G	90.80	Inf	-Inf	2.87	3	Horizontal	18	1.36	-
5290MHz	Pass	AV	5.350005G	53.53	54.00	-0.47	2.90	3	Horizontal	18	1.36	-
5290MHz	Pass	AV	15.87G	44.70	54.00	-9.30	12.55	3	Horizontal	207	1.52	-
5290MHz	Pass	PK	5.041G	56.01	74.00	-17.99	2.74	3	Horizontal	18	1.36	-
5290MHz	Pass	PK	5.308G	100.01	Inf	-Inf	2.87	3	Horizontal	18	1.36	-
5290MHz	Pass	PK	5.350005G	66.27	74.00	-7.73	2.90	3	Horizontal	18	1.36	-
5290MHz	Pass	PK	15.87G	57.00	74.00	-17.00	12.55	3	Horizontal	207	1.52	-
5290MHz	Pass	AV	5.147G	44.07	54.00	-9.93	2.80	3	Vertical	91	1.53	-
5290MHz	Pass	AV	5.308G	84.99	Inf	-Inf	2.87	3	Vertical	91	1.53	-
5290MHz	Pass	AV	5.350005G	49.61	54.00	-4.39	2.90	3	Vertical	91	1.53	-
5290MHz	Pass	AV	15.87G	45.05	54.00	-8.95	12.55	3	Vertical	325	1.14	-
5290MHz	Pass	PK	5.12G	57.01	74.00	-16.99	2.78	3	Vertical	91	1.53	-
5290MHz	Pass	PK	5.298G	93.35	Inf	-Inf	2.87	3	Vertical	91	1.53	-
5290MHz	Pass	PK	5.538G	57.94	68.20	-10.26	3.06	3	Vertical	91	1.53	-
5290MHz	Pass	PK	15.87G	57.16	74.00	-16.84	12.55	3	Vertical	325	1.14	-
5530MHz	Pass	AV	5.46G	51.92	54.00	-2.08	2.96	3	Horizontal	3	1.78	-
5530MHz	Pass	AV	5.548G	92.87	Inf	-Inf	3.08	3	Horizontal	3	1.78	-
5530MHz	Pass	AV	11.06G	44.30	54.00	-9.70	14.00	3	Horizontal	336	2.19	-
5530MHz	Pass	PK	5.457G	60.63	74.00	-13.37	2.96	3	Horizontal	3	1.78	-
5530MHz	Pass	PK	5.469G	64.35	68.20	-3.85	2.96	3	Horizontal	3	1.78	-
5530MHz	Pass	PK	5.539G	101.32	Inf	-Inf	3.06	3	Horizontal	3	1.78	-
5530MHz	Pass	PK	5.774G	56.28	68.20	-11.92	3.55	3	Horizontal	3	1.78	-
5530MHz	Pass	PK	11.06G	56.98	74.00	-17.02	14.00	3	Horizontal	336	2.19	-
5530MHz	Pass	AV	5.46G	47.96	54.00	-6.04	2.96	3	Vertical	75	1.03	-
5530MHz	Pass	AV	5.548G	89.36	Inf	-Inf	3.08	3	Vertical	75	1.03	-
5530MHz	Pass	AV	11.06G	45.44	54.00	-8.56	14.00	3	Vertical	1	1.50	-
5530MHz	Pass	PK	5.448G	58.21	74.00	-15.79	2.95	3	Vertical	75	1.03	-
5530MHz	Pass	PK	5.468G	60.42	68.20	-7.78	2.96	3	Vertical	75	1.03	-
5530MHz	Pass	PK	5.548G	98.03	Inf	-Inf	3.08	3	Vertical	75	1.03	-
5530MHz	Pass	PK	5.776G	55.96	68.20	-12.24	3.56	3	Vertical	75	1.03	-
5530MHz	Pass	PK	11.06G	57.05	74.00	-16.95	14.00	3	Vertical	1	1.50	-
5610MHz	Pass	AV	5.377G	47.17	54.00	-6.83	2.92	3	Horizontal	1	1.72	-
5610MHz	Pass	AV	5.628G	93.68	Inf	-Inf	3.25	3	Horizontal	1	1.72	-
5610MHz	Pass	PK	5.391G	60.36	74.00	-13.64	2.92	3	Horizontal	1	1.72	-
5610MHz	Pass	PK	5.465G	58.76	68.20	-9.44	2.96	3	Horizontal	1	1.72	-
5610MHz	Pass	PK	5.629G	102.88	Inf	-Inf	3.25	3	Horizontal	1	1.72	-
5610MHz	Pass	PK	5.759G	61.49	68.20	-6.71	3.52	3	Horizontal	1	1.72	-
5610MHz	Pass	AV	5.377G	47.13	54.00	-6.87	2.92	3	Vertical	1	1.72	-
5610MHz	Pass	AV	5.628G	89.72	Inf	-Inf	3.25	3	Vertical	1	1.72	-
5610MHz	Pass	PK	5.45G	59.36	74.00	-14.64	2.95	3	Vertical	1	1.72	-
5610MHz	Pass	PK	5.468G	59.59	68.20	-8.61	2.96	3	Vertical	1	1.72	-
5610MHz	Pass	PK	5.628G	99.49	Inf	-Inf	3.25	3	Vertical	1	1.72	-
5610MHz	Pass	PK	5.781G	61.21	68.20	-6.99	3.57	3	Vertical	1	1.72	-
5610MHz	Pass	AV	11.22G	44.00	54.00	-10.00	13.78	3	Horizontal	241	2.40	-
5610MHz	Pass	PK	11.22G	56.40	74.00	-17.60	13.78	3	Horizontal	241	2.40	-
5610MHz	Pass	AV	11.22G	45.76	54.00	-8.24	13.78	3	Vertical	345	1.68	-

Mode	Result	Type	Freq (Hz)	Level (dBuV/m)	Limit (dBuV/m)	Margin (dB)	Factor (dB)	Dist (m)	Condition	Azimuth (°)	Height (m)	Comments
5610MHz	Pass	PK	11.22G	56.84	74.00	-17.16	13.78	3	Vertical	345	1.68	-
5775MHz	Pass	AV	5.7834G	98.27	Inf	-Inf	3.57	3	Horizontal	360	1.02	-
5775MHz	Pass	AV	11.55G	43.38	54.00	-10.62	13.33	3	Horizontal	234	2.03	-
5775MHz	Pass	PK	5.6322G	58.70	68.20	-9.50	3.25	3	Horizontal	360	1.02	-
5775MHz	Pass	PK	5.793G	107.06	Inf	-Inf	3.59	3	Horizontal	360	1.02	-
5775MHz	Pass	PK	5.9562G	59.05	68.20	-9.15	3.93	3	Horizontal	360	1.02	-
5775MHz	Pass	PK	11.55G	56.24	74.00	-17.76	13.33	3	Horizontal	234	2.03	-
5775MHz	Pass	AV	5.7738G	93.98	Inf	-Inf	3.55	3	Vertical	93	1.31	-
5775MHz	Pass	AV	11.55G	45.15	54.00	-8.85	13.33	3	Vertical	0	2.09	-
5775MHz	Pass	PK	5.5926G	57.14	68.20	-11.06	3.17	3	Vertical	93	1.31	-
5775MHz	Pass	PK	5.7762G	102.38	Inf	-Inf	3.56	3	Vertical	93	1.31	-
5775MHz	Pass	PK	5.955G	57.39	68.20	-10.81	3.93	3	Vertical	93	1.31	-
5775MHz	Pass	PK	11.55G	57.01	74.00	-16.99	13.33	3	Vertical	0	2.09	-

802.11a_Nss1,(6Mbps)_1TX

5180MHz_TX

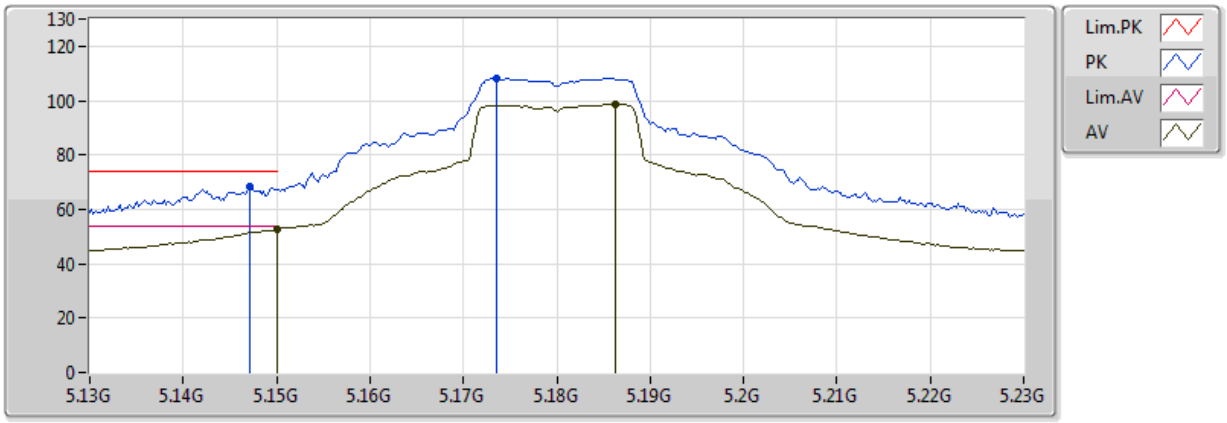

EUT =Y axis, ANT = X axis
ANT = B

Type	Freq	Level	Limit	Margin	Factor	Dist	Condition	Azimuth	Height	Comments	Raw	AF	CL	PA
	(Hz)	(dBuV/m)	(dBuV/m)	(dB)	(dB)	(m)		(°)	(m)		(dBuV)	(dB)	(dB)	(dB)
AV	5.149995G	52.77	54.00	-1.23	2.80	3	Vertical	285	2.84	-	49.97	31.66	5.62	34.48
AV	5.1862G	98.67	Inf	-Inf	2.82	3	Vertical	285	2.84	-	95.85	31.67	5.63	34.48
PK	5.1472G	68.14	74.00	-5.86	2.80	3	Vertical	285	2.84	-	65.34	31.66	5.62	34.48
PK	5.1736G	108.32	Inf	-Inf	2.81	3	Vertical	285	2.84	-	105.51	31.67	5.62	34.48

802.11a_Nss1,(6Mbps)_1TX

5180MHz_TX

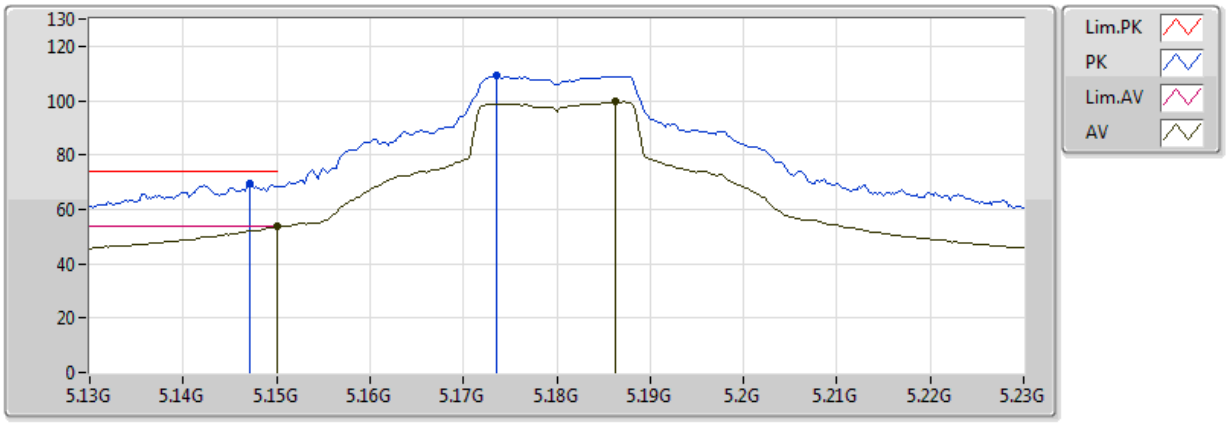

EUT =Y axis, ANT = X axis
ANT = B

Type	Freq	Level	Limit	Margin	Factor	Dist	Condition	Azimuth	Height	Comments	Raw	AF	CL	PA
	(Hz)	(dBuV/m)	(dBuV/m)	(dB)	(dB)	(m)		(°)	(m)		(dBuV)	(dB)	(dB)	(dB)
AV	5.149995G	53.63	54.00	-0.37	2.80	3	Horizontal	3	2.05	-	50.83	31.66	5.62	34.48
AV	5.1862G	99.53	Inf	-Inf	2.82	3	Horizontal	3	2.05	-	96.71	31.67	5.63	34.48
PK	5.1472G	69.28	74.00	-4.72	2.80	3	Horizontal	3	2.05	-	66.48	31.66	5.62	34.48
PK	5.1736G	109.08	Inf	-Inf	2.81	3	Horizontal	3	2.05	-	106.26	31.67	5.62	34.48

802.11a_Nss1,(6Mbps)_1TX

5180MHz_TX

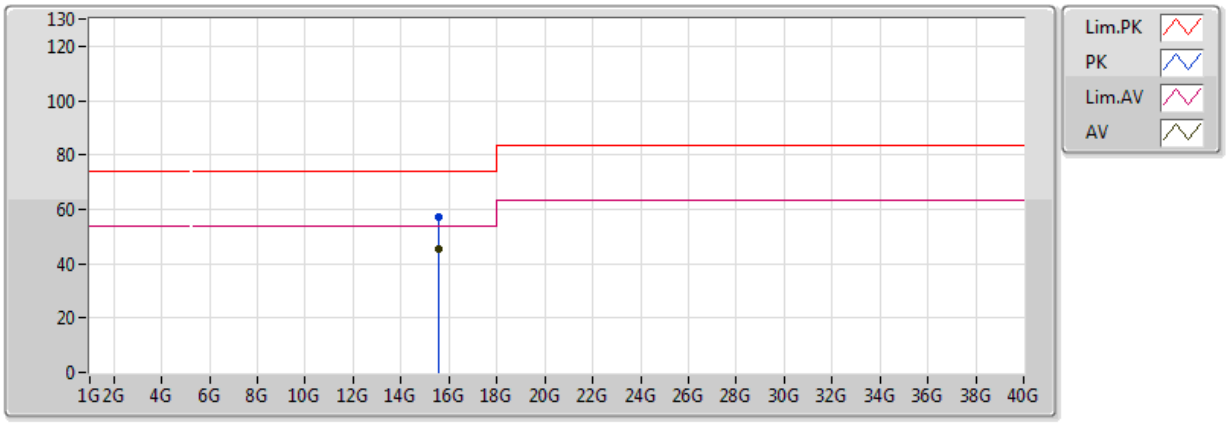

EUT =Y axis, ANT = X axis
ANT = B

Type	Freq	Level	Limit	Margin	Factor	Dist	Condition	Azimuth	Height	Comments	Raw	AF	CL	PA
	(Hz)	(dBuV/m)	(dBuV/m)	(dB)	(dB)	(m)		(°)	(m)		(dBuV)	(dB)	(dB)	(dB)
AV	15.54G	45.21	54.00	-8.79	14.12	3	Vertical	359	1.09	-	31.09	38.85	9.96	34.68
PK	15.54G	57.00	74.00	-17.00	14.12	3	Vertical	359	1.09	-	42.88	38.85	9.96	34.68

802.11a_Nss1,(6Mbps)_1TX

5180MHz_TX

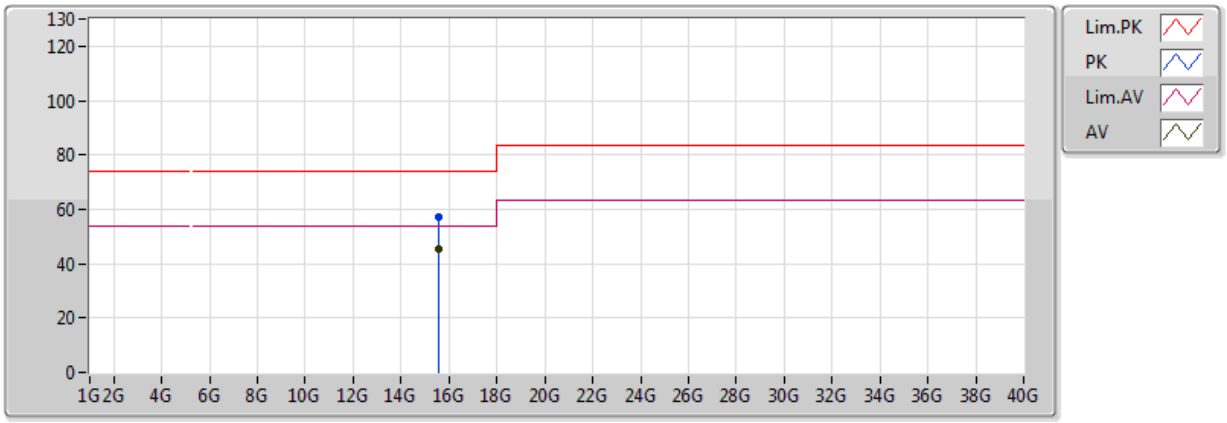

EUT =Y axis, ANT = X axis
ANT = B

Type	Freq	Level	Limit	Margin	Factor	Dist	Condition	Azimuth	Height	Comments	Raw	AF	CL	PA
	(Hz)	(dBuV/m)	(dBuV/m)	(dB)	(dB)	(m)		(°)	(m)		(dBuV)	(dB)	(dB)	(dB)
AV	15.54G	45.22	54.00	-8.78	14.12	3	Horizontal	117	1.59	-	31.10	38.85	9.96	34.68
PK	15.54G	57.01	74.00	-16.99	14.12	3	Horizontal	117	1.59	-	42.89	38.85	9.96	34.68

802.11a_Nss1,(6Mbps)_1TX

5200MHz_TX

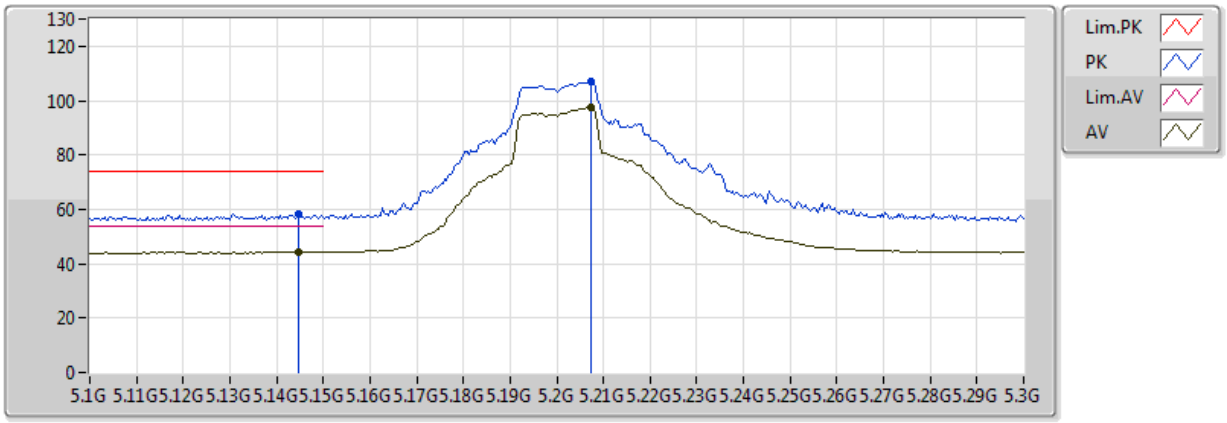

EUT =Y axis, ANT = X axis
ANT = B

Type	Freq	Level	Limit	Margin	Factor	Dist	Condition	Azimuth	Height	Comments	Raw	AF	CL	PA
	(Hz)	(dBuV/m)	(dBuV/m)	(dB)	(dB)	(m)		(°)	(m)		(dBuV)	(dB)	(dB)	(dB)
AV	5.1448G	44.39	54.00	-9.61	2.80	3	Vertical	53	3.61	-	41.59	31.66	5.62	34.48
AV	5.2072G	97.31	Inf	-Inf	2.83	3	Vertical	53	3.61	-	94.48	31.68	5.63	34.48
PK	5.1448G	58.12	74.00	-15.88	2.80	3	Vertical	53	3.61	-	55.32	31.66	5.62	34.48
PK	5.2072G	106.77	Inf	-Inf	2.83	3	Vertical	53	3.61	-	103.94	31.68	5.63	34.48

802.11a_Nss1,(6Mbps)_1TX

5200MHz_TX

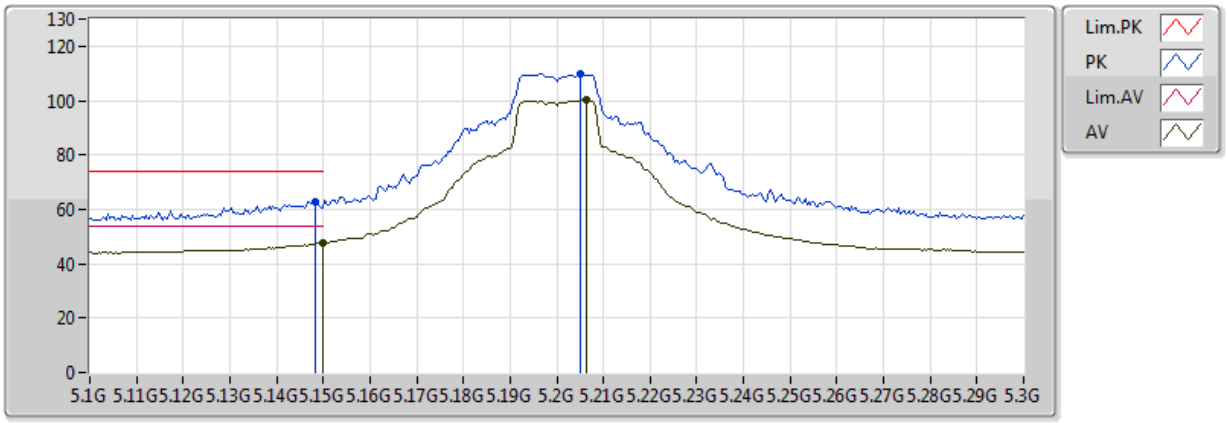

EUT =Y axis, ANT = X axis
ANT = B

Type	Freq	Level	Limit	Margin	Factor	Dist	Condition	Azimuth	Height	Comments	Raw	AF	CL	PA
	(Hz)	(dBuV/m)	(dBuV/m)	(dB)	(dB)	(m)		(°)	(m)		(dBuV)	(dB)	(dB)	(dB)
AV	5.149995G	47.60	54.00	-6.40	2.80	3	Horizontal	29	1.43	-	44.80	31.66	5.62	34.48
AV	5.2064G	100.15	Inf	-Inf	2.83	3	Horizontal	29	1.43	-	97.32	31.68	5.63	34.48
PK	5.1484G	62.93	74.00	-11.07	2.80	3	Horizontal	29	1.43	-	60.13	31.66	5.62	34.48
PK	5.2052G	109.72	Inf	-Inf	2.83	3	Horizontal	29	1.43	-	106.89	31.68	5.63	34.48

802.11a_Nss1,(6Mbps)_1TX

5200MHz_TX

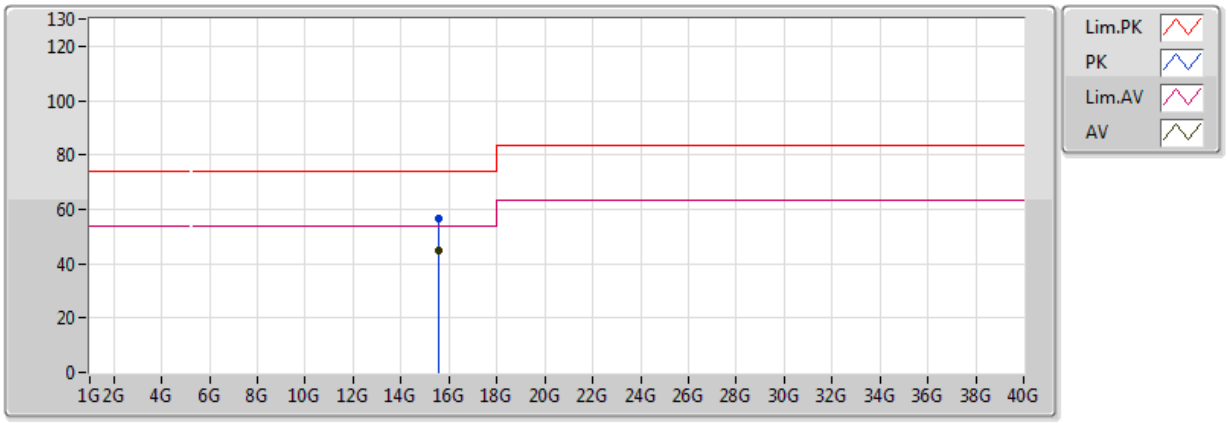

EUT =Y axis, ANT = X axis
ANT = B

Type	Freq	Level	Limit	Margin	Factor	Dist	Condition	Azimuth	Height	Comments	Raw	AF	CL	PA
	(Hz)	(dBuV/m)	(dBuV/m)	(dB)	(dB)	(m)		(°)	(m)		(dBuV)	(dB)	(dB)	(dB)
AV	15.6G	44.73	54.00	-9.27	13.84	3	Vertical	226	1.11	-	30.89	38.62	9.97	34.75
PK	15.6G	56.69	74.00	-17.31	13.84	3	Vertical	226	1.11	-	42.85	38.62	9.97	34.75

802.11a_Nss1,(6Mbps)_1TX

5200MHz_TX

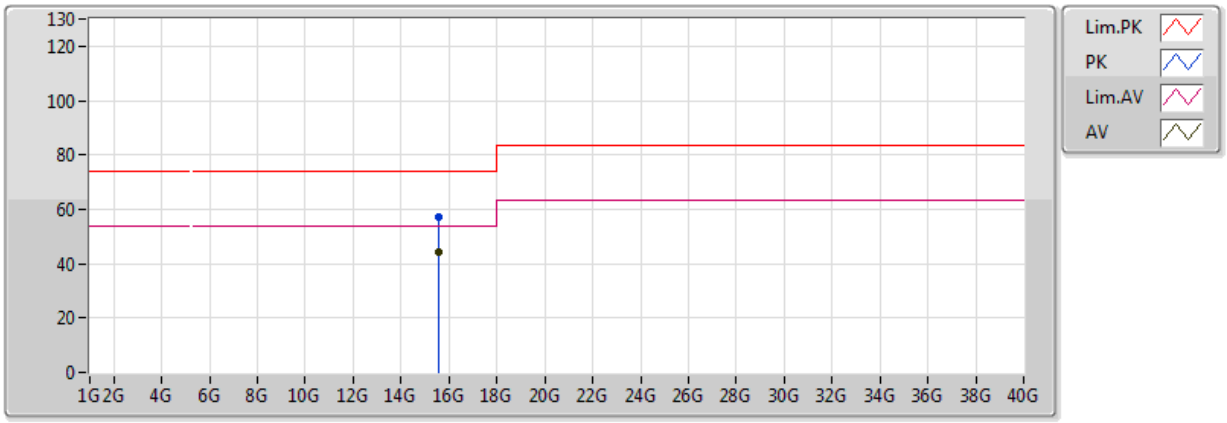

EUT =Y axis, ANT = X axis
ANT = B

Type	Freq	Level	Limit	Margin	Factor	Dist	Condition	Azimuth	Height	Comments	Raw	AF	CL	PA
	(Hz)	(dBuV/m)	(dBuV/m)	(dB)	(dB)	(m)		(°)	(m)		(dBuV)	(dB)	(dB)	(dB)
AV	15.6G	44.48	54.00	-9.52	13.84	3	Horizontal	102	2.17	-	30.64	38.62	9.97	34.75
PK	15.6G	57.26	74.00	-16.74	13.84	3	Horizontal	102	2.17	-	43.42	38.62	9.97	34.75

802.11a_Nss1,(6Mbps)_1TX

5240MHz_TX

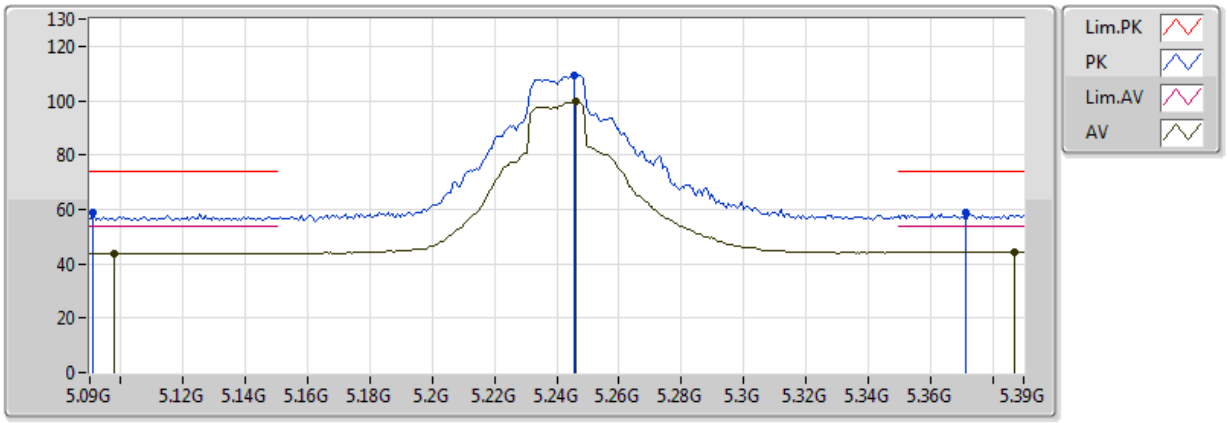

EUT =Y axis, ANT = X axis
ANT = B

Type	Freq	Level	Limit	Margin	Factor	Dist	Condition	Azimuth	Height	Comments	Raw	AF	CL	PA
	(Hz)	(dBuV/m)	(dBuV/m)	(dB)	(dB)	(m)		(°)	(m)		(dBuV)	(dB)	(dB)	(dB)
AV	5.0978G	43.89	54.00	-10.11	2.77	3	Vertical	32	3.57	-	41.12	31.64	5.61	34.48
AV	5.246G	99.68	Inf	-Inf	2.85	3	Vertical	32	3.57	-	96.83	31.70	5.63	34.48
AV	5.387G	44.49	54.00	-9.51	2.92	3	Vertical	32	3.57	-	41.57	31.75	5.66	34.49
PK	5.0912G	58.87	74.00	-15.13	2.77	3	Vertical	32	3.57	-	56.11	31.64	5.61	34.48
PK	5.2454G	109.32	Inf	-Inf	2.85	3	Vertical	32	3.57	-	106.47	31.70	5.63	34.48
PK	5.3714G	58.65	74.00	-15.35	2.91	3	Vertical	32	3.57	-	55.74	31.75	5.65	34.49

802.11a_Nss1,(6Mbps)_1TX

5240MHz_TX

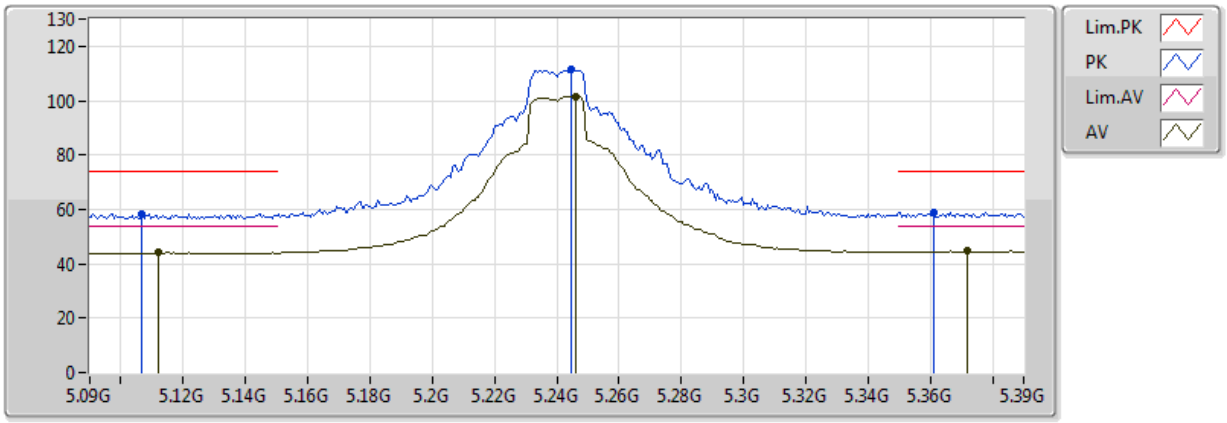

EUT =Y axis, ANT = X axis
ANT = B

Type	Freq	Level	Limit	Margin	Factor	Dist	Condition	Azimuth	Height	Comments	Raw	AF	CL	PA
	(Hz)	(dBuV/m)	(dBuV/m)	(dB)	(dB)	(m)		(°)	(m)		(dBuV)	(dB)	(dB)	(dB)
AV	5.1122G	44.15	54.00	-9.85	2.78	3	Horizontal	15	1.50	-	41.37	31.64	5.61	34.48
AV	5.246G	101.66	Inf	-Inf	2.85	3	Horizontal	15	1.50	-	98.81	31.70	5.63	34.48
AV	5.372G	44.59	54.00	-9.41	2.91	3	Horizontal	15	1.50	-	41.68	31.75	5.65	34.49
PK	5.1068G	58.23	74.00	-15.77	2.77	3	Horizontal	15	1.50	-	55.46	31.64	5.61	34.48
PK	5.2448G	111.42	Inf	-Inf	2.85	3	Horizontal	15	1.50	-	108.57	31.70	5.63	34.48
PK	5.3612G	58.93	74.00	-15.07	2.91	3	Horizontal	15	1.50	-	56.02	31.74	5.65	34.49

802.11a_Nss1,(6Mbps)_1TX

5240MHz_TX

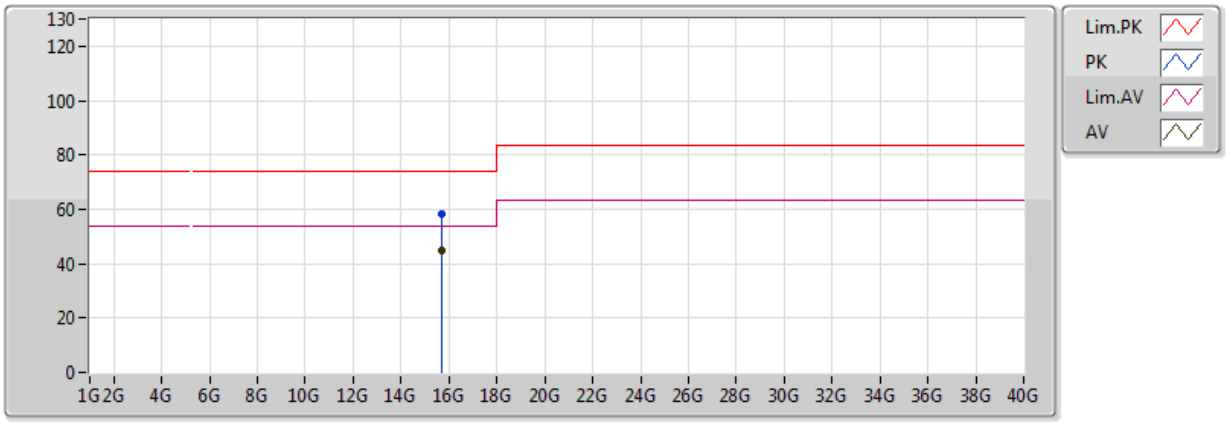

EUT =Y axis, ANT = X axis
ANT = B

Type	Freq	Level	Limit	Margin	Factor	Dist	Condition	Azimuth	Height	Comments	Raw	AF	CL	PA
	(Hz)	(dBuV/m)	(dBuV/m)	(dB)	(dB)	(m)		(°)	(m)		(dBuV)	(dB)	(dB)	(dB)
AV	15.72G	44.78	54.00	-9.22	13.27	3	Vertical	144	1.96	-	31.51	38.16	10.00	34.90
PK	15.72G	58.29	74.00	-15.71	13.27	3	Vertical	144	1.96	-	45.02	38.16	10.00	34.90

802.11a_Nss1,(6Mbps)_1TX

5240MHz_TX

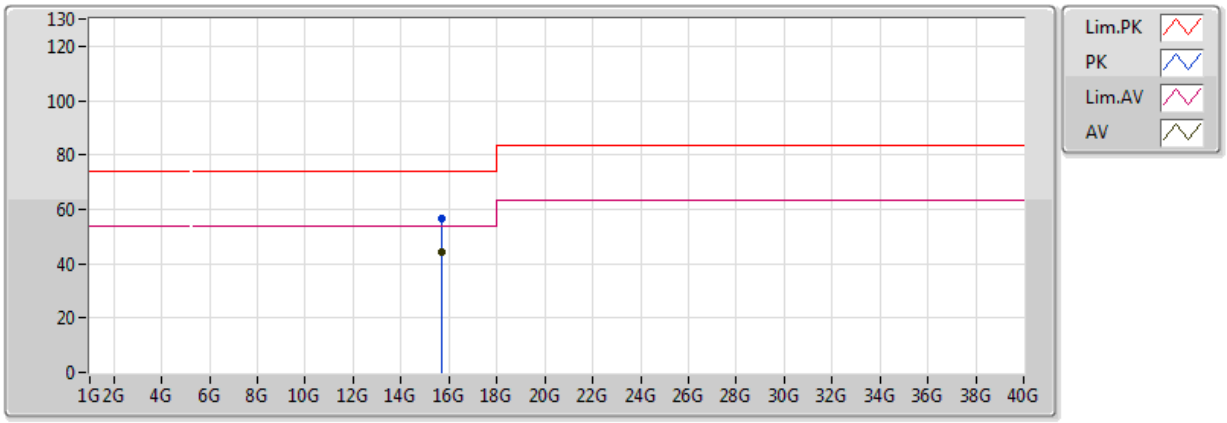

EUT =Y axis, ANT = X axis
ANT = B

Type	Freq	Level	Limit	Margin	Factor	Dist	Condition	Azimuth	Height	Comments	Raw	AF	CL	PA
	(Hz)	(dBuV/m)	(dBuV/m)	(dB)	(dB)	(m)		(°)	(m)		(dBuV)	(dB)	(dB)	(dB)
AV	15.72G	44.54	54.00	-9.46	13.27	3	Horizontal	338	1.49	-	31.27	38.16	10.00	34.90
PK	15.72G	56.79	74.00	-17.21	13.27	3	Horizontal	338	1.49	-	43.52	38.16	10.00	34.90

802.11a_Nss1,(6Mbps)_1TX

5260MHz_TX

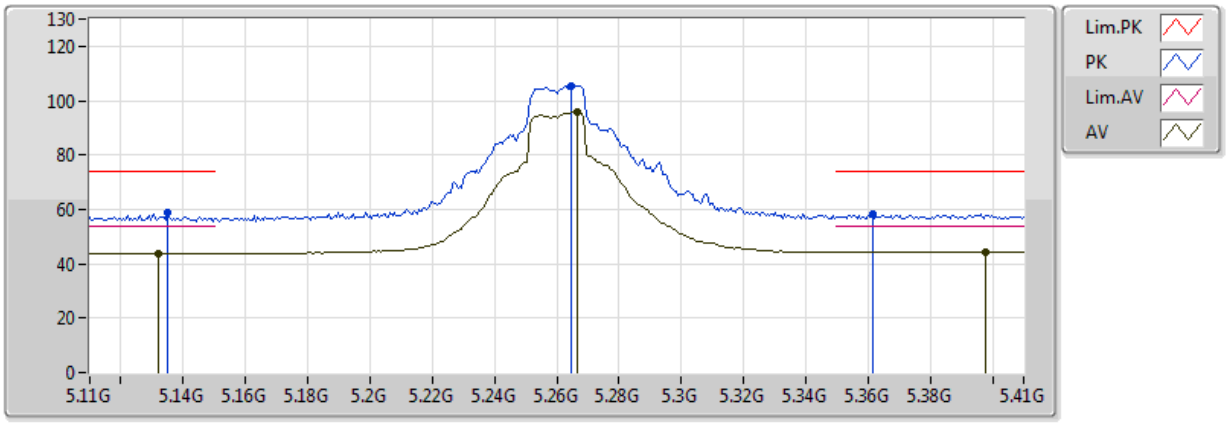

EUT =Y axis, ANT = X axis
ANT = B

Type	Freq	Level	Limit	Margin	Factor	Dist	Condition	Azimuth	Height	Comments	Raw	AF	CL	PA
	(Hz)	(dBuV/m)	(dBuV/m)	(dB)	(dB)	(m)		(°)	(m)		(dBuV)	(dB)	(dB)	(dB)
AV	5.1322G	43.87	54.00	-10.13	2.79	3	Vertical	214	1.49	-	41.08	31.65	5.62	34.48
AV	5.2666G	95.88	Inf	-Inf	2.86	3	Vertical	214	1.49	-	93.02	31.71	5.64	34.49
AV	5.398G	44.44	54.00	-9.56	2.93	3	Vertical	214	1.49	-	41.51	31.76	5.66	34.49
PK	5.1352G	58.59	74.00	-15.41	2.79	3	Vertical	214	1.49	-	55.80	31.65	5.62	34.48
PK	5.2648G	105.54	Inf	-Inf	2.86	3	Vertical	214	1.49	-	102.68	31.71	5.64	34.49
PK	5.3614G	58.19	74.00	-15.81	2.91	3	Vertical	214	1.49	-	55.29	31.74	5.65	34.49

802.11a_Nss1,(6Mbps)_1TX

5260MHz_TX

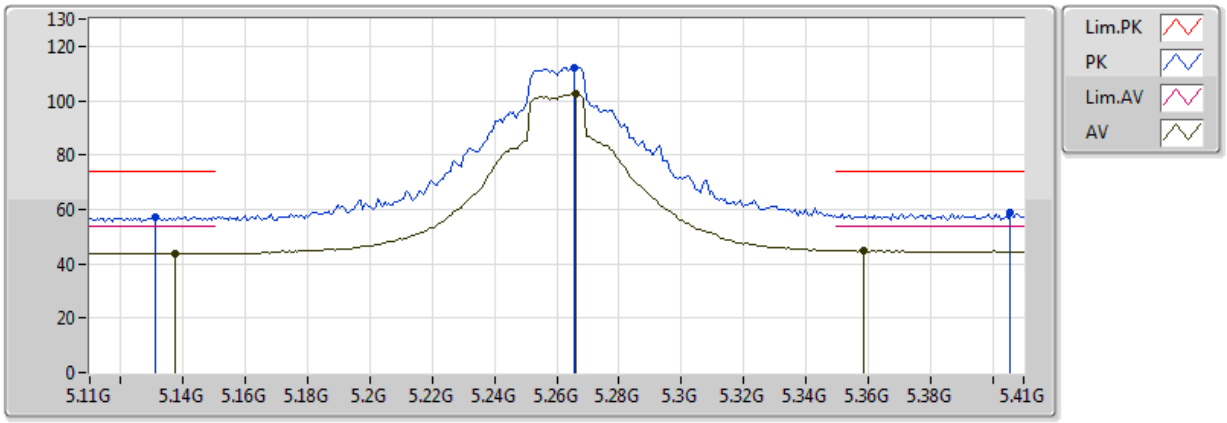

EUT =Y axis, ANT = X axis
ANT = B

Type	Freq	Level	Limit	Margin	Factor	Dist	Condition	Azimuth	Height	Comments	Raw	AF	CL	PA
	(Hz)	(dBuV/m)	(dBuV/m)	(dB)	(dB)	(m)		(°)	(m)		(dBuV)	(dB)	(dB)	(dB)
AV	5.1376G	43.97	54.00	-10.03	2.79	3	Horizontal	15	1.61	-	41.18	31.66	5.62	34.48
AV	5.266G	102.55	Inf	-Inf	2.86	3	Horizontal	15	1.61	-	99.69	31.71	5.64	34.49
AV	5.3584G	44.78	54.00	-9.22	2.91	3	Horizontal	15	1.61	-	41.87	31.74	5.65	34.49
PK	5.131G	57.20	74.00	-16.80	2.79	3	Horizontal	15	1.61	-	54.41	31.65	5.62	34.48
PK	5.2654G	112.29	Inf	-Inf	2.86	3	Horizontal	15	1.61	-	109.43	31.71	5.64	34.49
PK	5.4058G	58.72	74.00	-15.28	2.93	3	Horizontal	15	1.61	-	55.79	31.76	5.66	34.49

802.11a_Nss1,(6Mbps)_1TX

5260MHz_TX

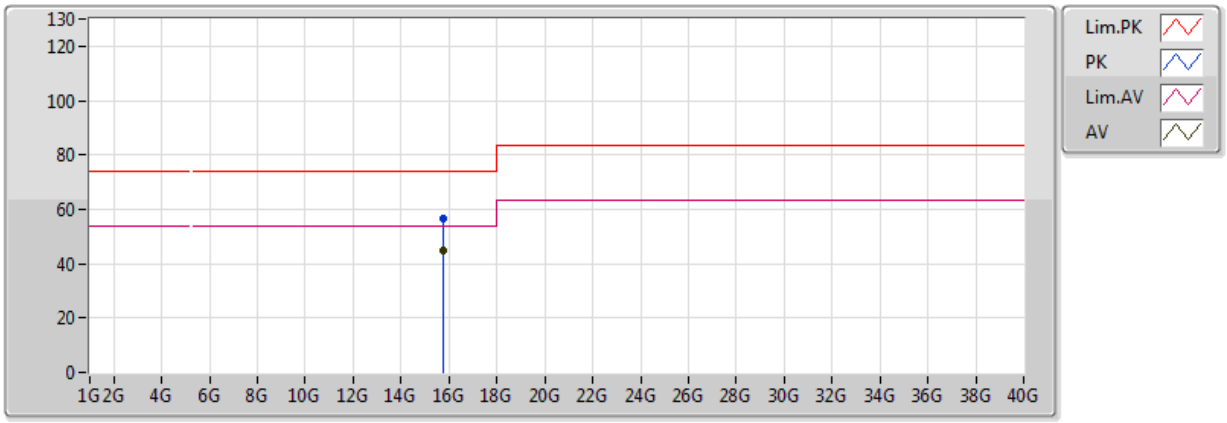

EUT =Y axis, ANT = X axis
ANT = B

Type	Freq	Level	Limit	Margin	Factor	Dist	Condition	Azimuth	Height	Comments	Raw	AF	CL	PA
	(Hz)	(dBuV/m)	(dBuV/m)	(dB)	(dB)	(m)		(°)	(m)		(dBuV)	(dB)	(dB)	(dB)
AV	15.78G	44.72	54.00	-9.28	12.98	3	Vertical	229	1.16	-	31.74	37.94	10.02	34.97
PK	15.78G	56.59	74.00	-17.41	12.98	3	Vertical	229	1.16	-	43.61	37.94	10.02	34.97

802.11a_Nss1,(6Mbps)_1TX

5260MHz_TX

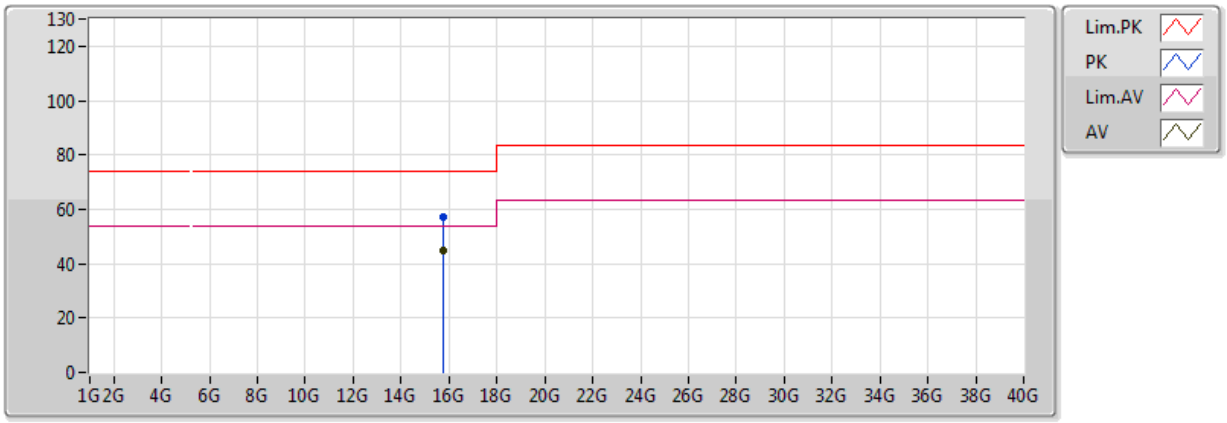

EUT =Y axis, ANT = X axis
ANT = B

Type	Freq	Level	Limit	Margin	Factor	Dist	Condition	Azimuth	Height	Comments	Raw	AF	CL	PA
	(Hz)	(dBuV/m)	(dBuV/m)	(dB)	(dB)	(m)		(°)	(m)		(dBuV)	(dB)	(dB)	(dB)
AV	15.78G	44.59	54.00	-9.41	12.98	3	Horizontal	61	1.23	-	31.61	37.94	10.02	34.97
PK	15.78G	57.08	74.00	-16.92	12.98	3	Horizontal	61	1.23	-	44.10	37.94	10.02	34.97

802.11a_Nss1,(6Mbps)_1TX

5300MHz_TX

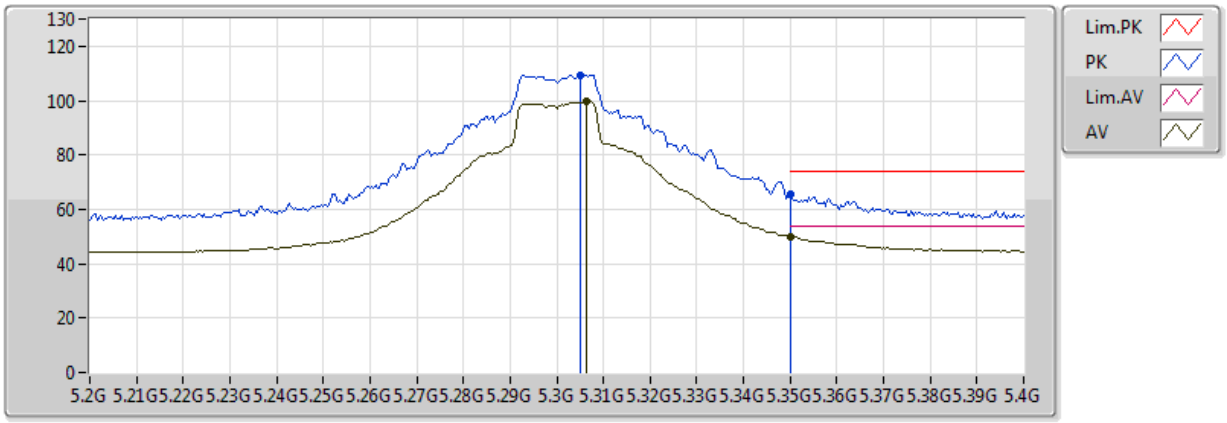

EUT =Y axis, ANT = X axis
ANT = B

Type	Freq	Level	Limit	Margin	Factor	Dist	Condition	Azimuth	Height	Comments	Raw	AF	CL	PA
	(Hz)	(dBuV/m)	(dBuV/m)	(dB)	(dB)	(m)		(°)	(m)		(dBuV)	(dB)	(dB)	(dB)
AV	5.3064G	99.57	Inf	-Inf	2.87	3	Vertical	295	2.12	-	96.69	31.72	5.64	34.49
AV	5.350005G	49.96	54.00	-4.04	2.90	3	Vertical	295	2.12	-	47.06	31.74	5.65	34.49
PK	5.3052G	109.45	Inf	-Inf	2.87	3	Vertical	295	2.12	-	106.58	31.72	5.64	34.49
PK	5.350005G	65.45	74.00	-8.55	2.90	3	Vertical	295	2.12	-	62.55	31.74	5.65	34.49

802.11a_Nss1,(6Mbps)_1TX

5300MHz_TX

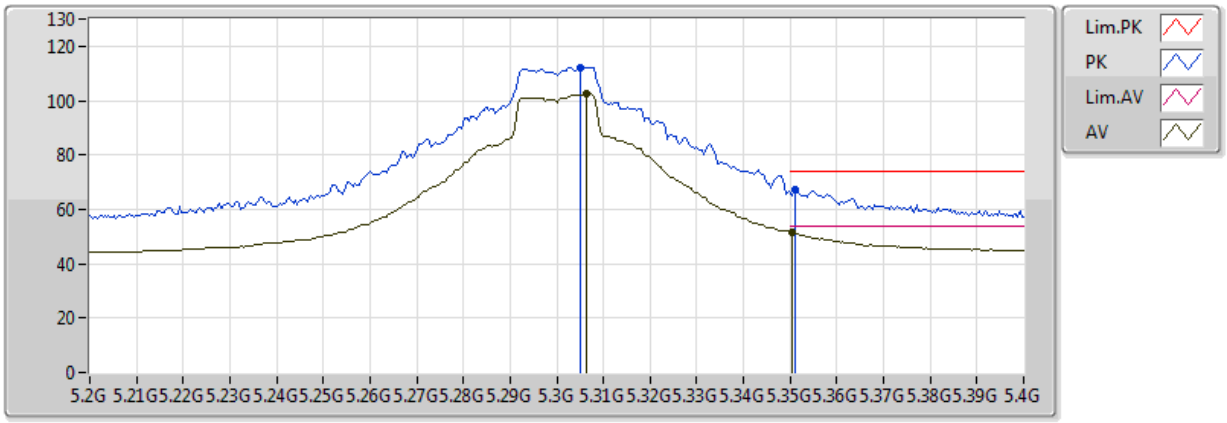

EUT =Y axis, ANT = X axis
ANT = B

Type	Freq	Level	Limit	Margin	Factor	Dist	Condition	Azimuth	Height	Comments	Raw	AF	CL	PA
	(Hz)	(dBuV/m)	(dBuV/m)	(dB)	(dB)	(m)		(°)	(m)		(dBuV)	(dB)	(dB)	(dB)
AV	5.3064G	102.37	Inf	-Inf	2.87	3	Horizontal	29	1.49	-	99.50	31.72	5.64	34.49
AV	5.3504G	51.51	54.00	-2.49	2.90	3	Horizontal	29	1.49	-	48.61	31.74	5.65	34.49
PK	5.3052G	112.33	Inf	-Inf	2.87	3	Horizontal	29	1.49	-	109.45	31.72	5.64	34.49
PK	5.3512G	67.13	74.00	-6.87	2.90	3	Horizontal	29	1.49	-	64.23	31.74	5.65	34.49

802.11a_Nss1,(6Mbps)_1TX

5300MHz_TX

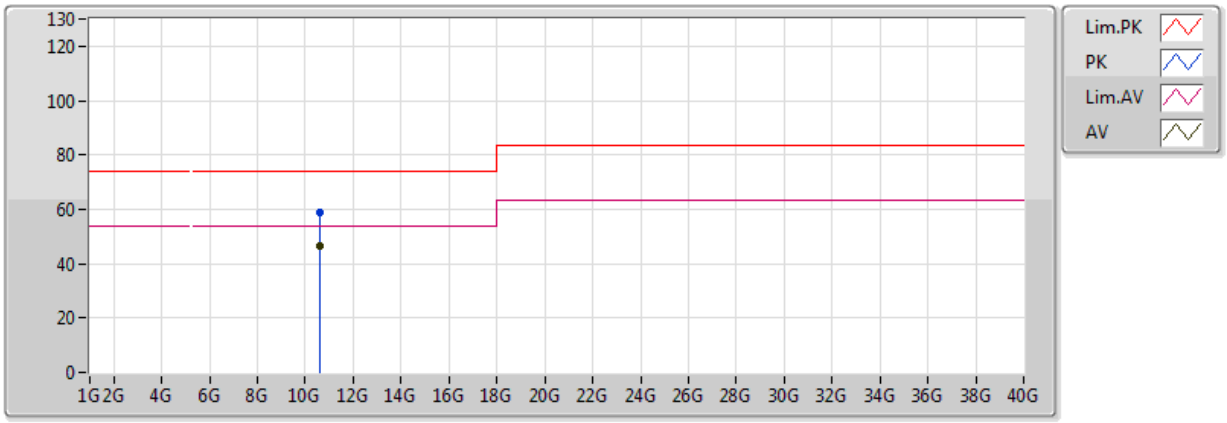

EUT =Y axis, ANT = X axis
ANT = B

Type	Freq	Level	Limit	Margin	Factor	Dist	Condition	Azimuth	Height	Comments	Raw	AF	CL	PA
	(Hz)	(dBuV/m)	(dBuV/m)	(dB)	(dB)	(m)		(°)	(m)		(dBuV)	(dB)	(dB)	(dB)
AV	10.6G	46.72	54.00	-7.28	13.05	3	Vertical	32	1.02	-	33.67	39.84	8.04	34.83
PK	10.6G	58.99	74.00	-15.01	13.05	3	Vertical	32	1.02	-	45.94	39.84	8.04	34.83

802.11a_Nss1,(6Mbps)_1TX

5300MHz_TX

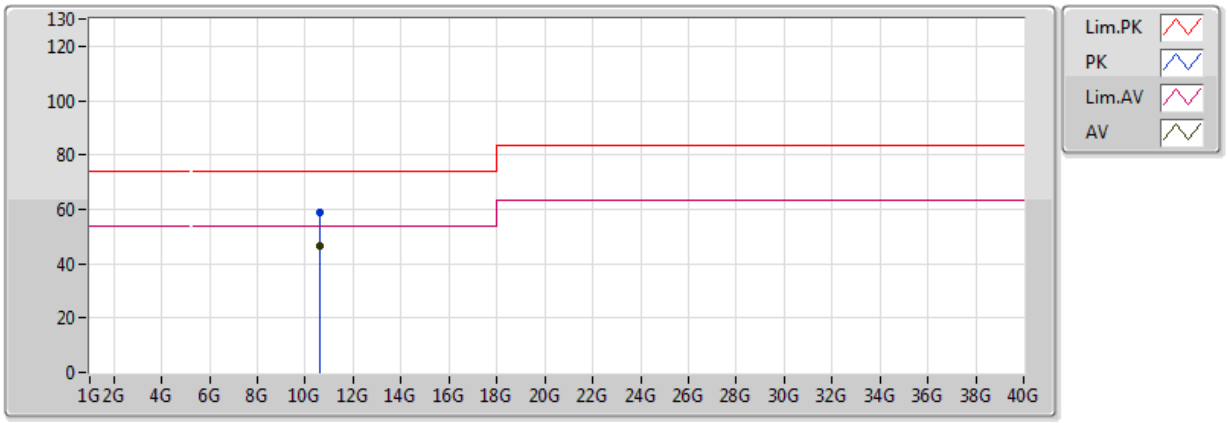

EUT =Y axis, ANT = X axis
ANT = B

Type	Freq	Level	Limit	Margin	Factor	Dist	Condition	Azimuth	Height	Comments	Raw	AF	CL	PA
	(Hz)	(dBuV/m)	(dBuV/m)	(dB)	(dB)	(m)		(°)	(m)		(dBuV)	(dB)	(dB)	(dB)
AV	10.6G	46.72	54.00	-7.28	13.05	3	Horizontal	195	1.50	-	33.67	39.84	8.04	34.83
PK	10.6G	58.90	74.00	-15.10	13.05	3	Horizontal	195	1.50	-	45.85	39.84	8.04	34.83

802.11a_Nss1,(6Mbps)_1TX

5320MHz_TX

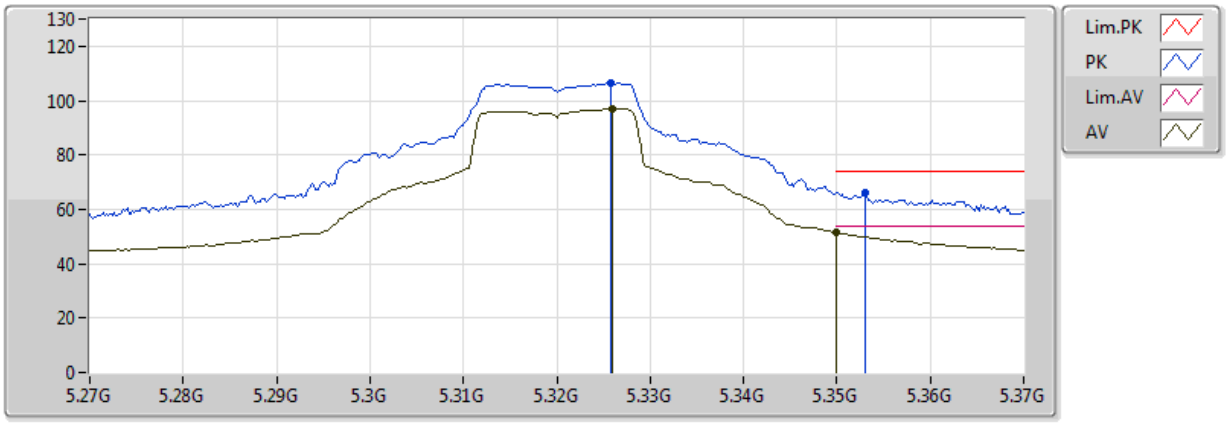

EUT =Y axis, ANT = X axis
ANT = B

Type	Freq	Level	Limit	Margin	Factor	Dist	Condition	Azimuth	Height	Comments	Raw	AF	CL	PA
	(Hz)	(dBuV/m)	(dBuV/m)	(dB)	(dB)	(m)		(°)	(m)		(dBuV)	(dB)	(dB)	(dB)
AV	5.326G	97.05	Inf	-Inf	2.89	3	Vertical	295	2.09	-	94.16	31.73	5.65	34.49
AV	5.350005G	51.55	54.00	-2.45	2.90	3	Vertical	295	2.09	-	48.65	31.74	5.65	34.49
PK	5.3258G	106.36	Inf	-Inf	2.89	3	Vertical	295	2.09	-	103.48	31.73	5.65	34.49
PK	5.353G	66.13	74.00	-7.87	2.90	3	Vertical	295	2.09	-	63.22	31.74	5.65	34.49

802.11a_Nss1,(6Mbps)_1TX

5320MHz_TX

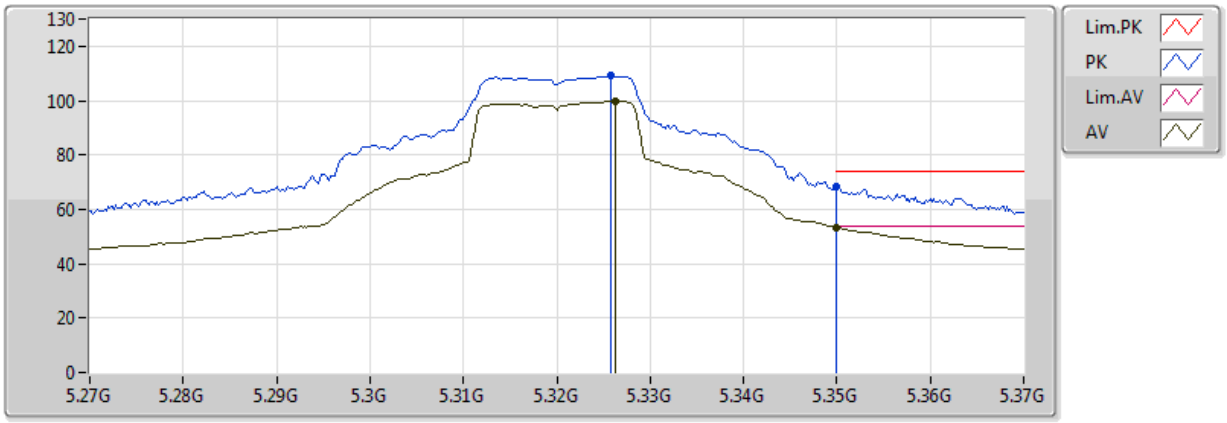

EUT =Y axis, ANT = X axis
ANT = B

Type	Freq	Level	Limit	Margin	Factor	Dist	Condition	Azimuth	Height	Comments	Raw	AF	CL	PA
	(Hz)	(dBuV/m)	(dBuV/m)	(dB)	(dB)	(m)		(°)	(m)		(dBuV)	(dB)	(dB)	(dB)
AV	5.3262G	99.78	Inf	-Inf	2.89	3	Horizontal	28	1.45	-	96.89	31.73	5.65	34.49
AV	5.350005G	53.40	54.00	-0.60	2.90	3	Horizontal	28	1.45	-	50.50	31.74	5.65	34.49
PK	5.3258G	109.07	Inf	-Inf	2.89	3	Horizontal	28	1.45	-	106.18	31.73	5.65	34.49
PK	5.350005G	68.18	74.00	-5.82	2.90	3	Horizontal	28	1.45	-	65.28	31.74	5.65	34.49

802.11a_Nss1,(6Mbps)_1TX

5320MHz_TX

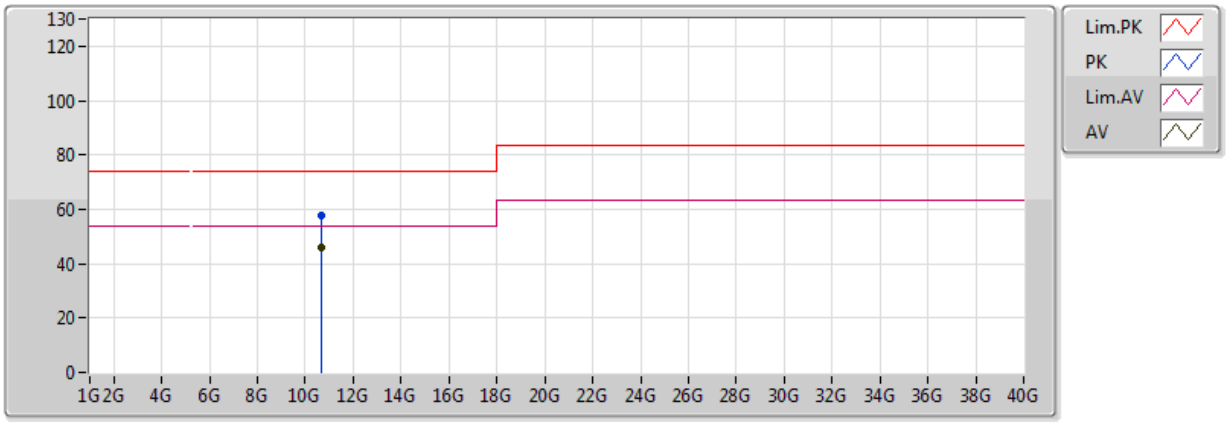

EUT =Y axis, ANT = X axis
ANT = B

Type	Freq	Level	Limit	Margin	Factor	Dist	Condition	Azimuth	Height	Comments	Raw	AF	CL	PA
	(Hz)	(dBuV/m)	(dBuV/m)	(dB)	(dB)	(m)		(°)	(m)		(dBuV)	(dB)	(dB)	(dB)
AV	10.64G	45.70	54.00	-8.30	13.15	3	Vertical	352	1.00	-	32.55	39.90	8.06	34.80
PK	10.64G	57.86	74.00	-16.14	13.15	3	Vertical	352	1.00	-	44.71	39.90	8.06	34.80

802.11a_Nss1,(6Mbps)_1TX

5320MHz_TX

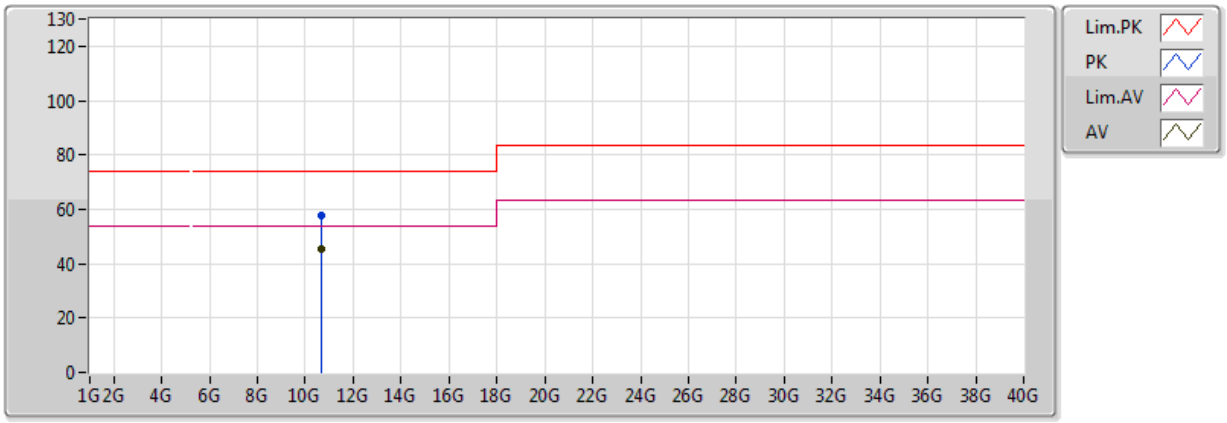

EUT =Y axis, ANT = X axis
ANT = B

Type	Freq	Level	Limit	Margin	Factor	Dist	Condition	Azimuth	Height	Comments	Raw	AF	CL	PA
	(Hz)	(dBuV/m)	(dBuV/m)	(dB)	(dB)	(m)		(°)	(m)		(dBuV)	(dB)	(dB)	(dB)
AV	10.64G	45.15	54.00	-8.85	13.15	3	Horizontal	184	1.95	-	32.00	39.90	8.06	34.80
PK	10.64G	57.71	74.00	-16.29	13.15	3	Horizontal	184	1.95	-	44.56	39.90	8.06	34.80

802.11a_Nss1,(6Mbps)_1TX

5500MHz_TX

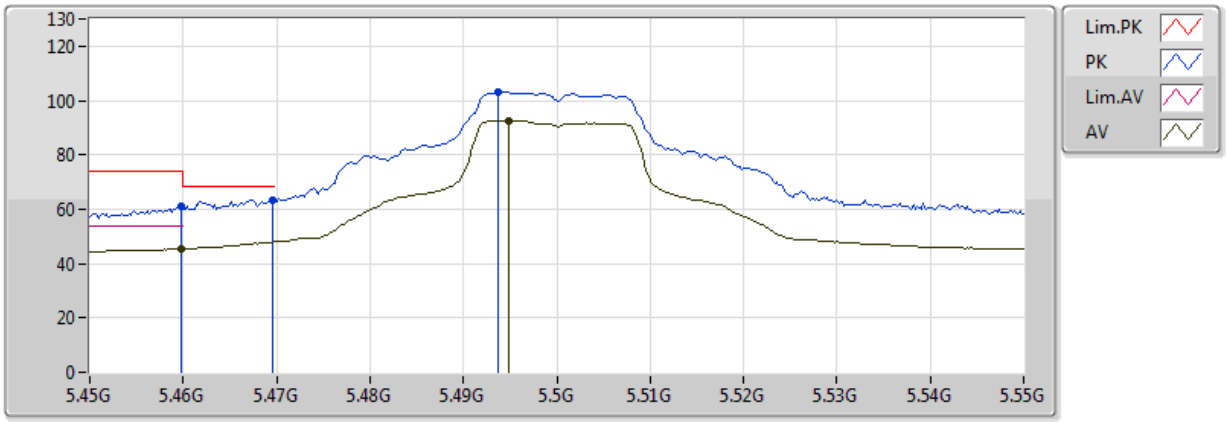

EUT =Y axis, ANT = X axis
ANT = B

Type	Freq	Level	Limit	Margin	Factor	Dist	Condition	Azimuth	Height	Comments	Raw	AF	CL	PA
	(Hz)	(dBuV/m)	(dBuV/m)	(dB)	(dB)	(m)		(°)	(m)		(dBuV)	(dB)	(dB)	(dB)
AV	5.4598G	45.34	54.00	-8.66	2.96	3	Vertical	319	1.50	-	42.38	31.78	5.67	34.49
AV	5.4948G	92.70	Inf	-Inf	2.98	3	Vertical	319	1.50	-	89.72	31.80	5.67	34.49
PK	5.4598G	60.81	74.00	-13.19	2.96	3	Vertical	319	1.50	-	57.85	31.78	5.67	34.49
PK	5.4696G	63.24	68.20	-4.96	2.96	3	Vertical	319	1.50	-	60.28	31.79	5.67	34.49
PK	5.4938G	103.22	Inf	-Inf	2.98	3	Vertical	319	1.50	-	100.25	31.80	5.67	34.49

802.11a_Nss1,(6Mbps)_1TX

5500MHz_TX

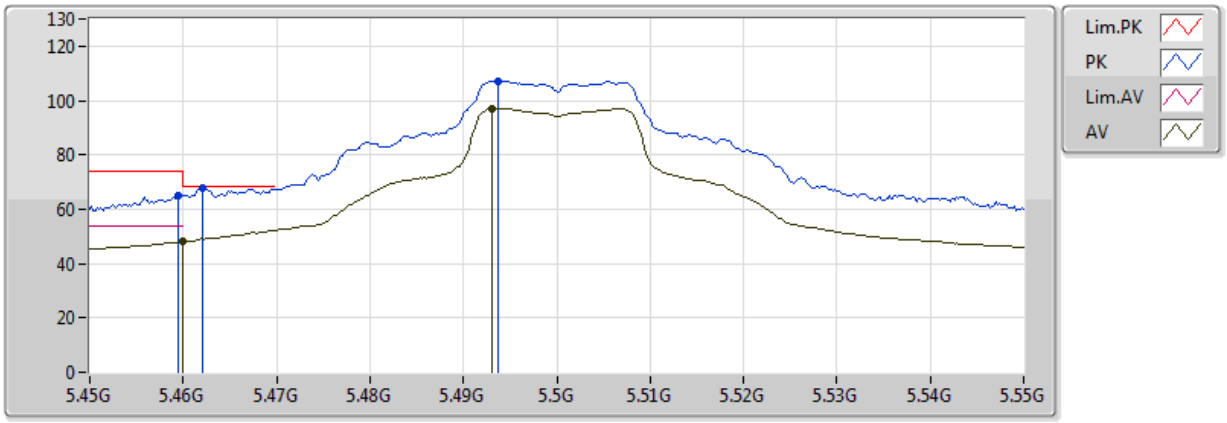

EUT =Y axis, ANT = X axis
ANT = B

Type	Freq	Level	Limit	Margin	Factor	Dist	Condition	Azimuth	Height	Comments	Raw	AF	CL	PA
	(Hz)	(dBuV/m)	(dBuV/m)	(dB)	(dB)	(m)		(°)	(m)		(dBuV)	(dB)	(dB)	(dB)
AV	5.46G	47.99	54.00	-6.01	2.96	3	Horizontal	343	1.50	-	45.03	31.78	5.67	34.49
AV	5.493G	96.90	Inf	-Inf	2.98	3	Horizontal	343	1.50	-	93.92	31.80	5.67	34.49
PK	5.4594G	65.02	74.00	-8.98	2.96	3	Horizontal	343	1.50	-	62.06	31.78	5.67	34.49
PK	5.462G	67.68	68.20	-0.52	2.96	3	Horizontal	343	1.50	-	64.72	31.78	5.67	34.49
PK	5.4938G	107.15	Inf	-Inf	2.98	3	Horizontal	343	1.50	-	104.17	31.80	5.67	34.49

802.11a_Nss1,(6Mbps)_1TX

5500MHz_TX

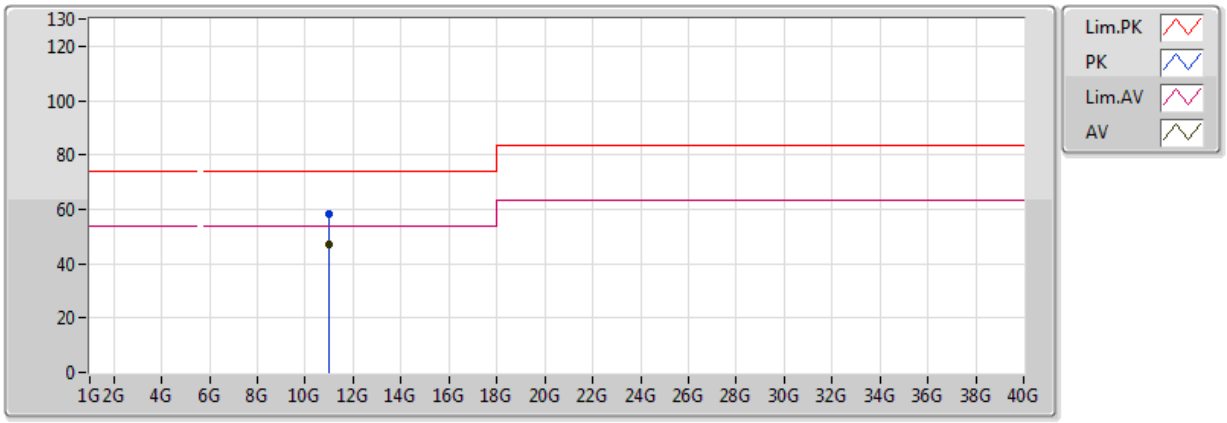

EUT =Y axis, ANT = X axis
ANT = B

Type	Freq	Level	Limit	Margin	Factor	Dist	Condition	Azimuth	Height	Comments	Raw	AF	CL	PA
	(Hz)	(dBuV/m)	(dBuV/m)	(dB)	(dB)	(m)		(°)	(m)		(dBuV)	(dB)	(dB)	(dB)
AV	11G	46.89	54.00	-7.11	14.08	3	Vertical	10	1.50	-	32.81	40.40	8.22	34.54
PK	11G	58.51	74.00	-15.49	14.08	3	Vertical	10	1.50	-	44.43	40.40	8.22	34.54

802.11a_Nss1,(6Mbps)_1TX

5500MHz_TX

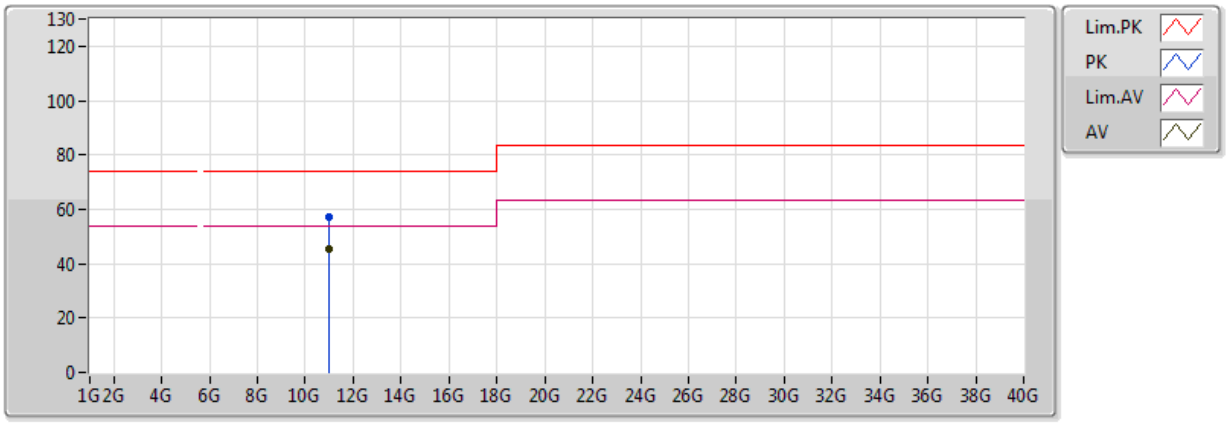

EUT =Y axis, ANT = X axis
ANT = B

Type	Freq	Level	Limit	Margin	Factor	Dist	Condition	Azimuth	Height	Comments	Raw	AF	CL	PA
	(Hz)	(dBuV/m)	(dBuV/m)	(dB)	(dB)	(m)		(°)	(m)		(dBuV)	(dB)	(dB)	(dB)
AV	11G	45.13	54.00	-8.87	14.08	3	Horizontal	319	1.50	-	31.05	40.40	8.22	34.54
PK	11G	57.08	74.00	-16.92	14.08	3	Horizontal	319	1.50	-	43.00	40.40	8.22	34.54

802.11a_Nss1,(6Mbps)_1TX

5580MHz_TX

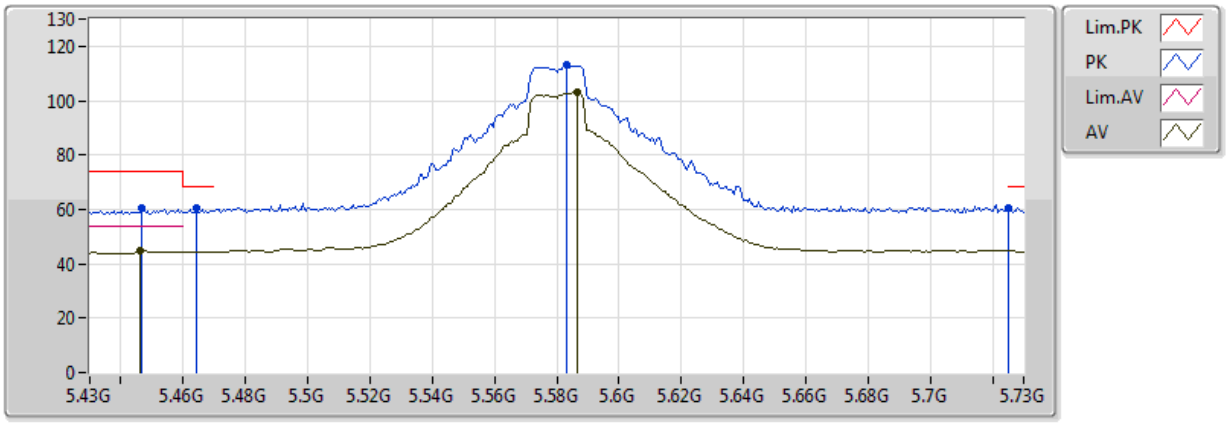

EUT =Y axis, ANT = X axis
ANT = B

Type	Freq	Level	Limit	Margin	Factor	Dist	Condition	Azimuth	Height	Comments	Raw	AF	CL	PA
	(Hz)	(dBuV/m)	(dBuV/m)	(dB)	(dB)	(m)		(°)	(m)		(dBuV)	(dB)	(dB)	(dB)
AV	5.4462G	44.74	54.00	-9.26	2.95	3	Vertical	245	3.02	-	41.79	31.78	5.66	34.49
AV	5.5866G	102.93	Inf	-Inf	3.16	3	Vertical	245	3.02	-	99.77	31.94	5.73	34.51
PK	5.4468G	60.52	74.00	-13.48	2.95	3	Vertical	245	3.02	-	57.56	31.78	5.66	34.49
PK	5.4642G	60.37	68.20	-7.83	2.96	3	Vertical	245	3.02	-	57.41	31.79	5.67	34.49
PK	5.583G	112.98	Inf	-Inf	3.15	3	Vertical	245	3.02	-	109.82	31.93	5.73	34.51
PK	5.7252G	60.65	68.20	-7.55	3.45	3	Vertical	245	3.02	-	57.21	32.16	5.83	34.55

802.11a_Nss1,(6Mbps)_1TX

5580MHz_TX

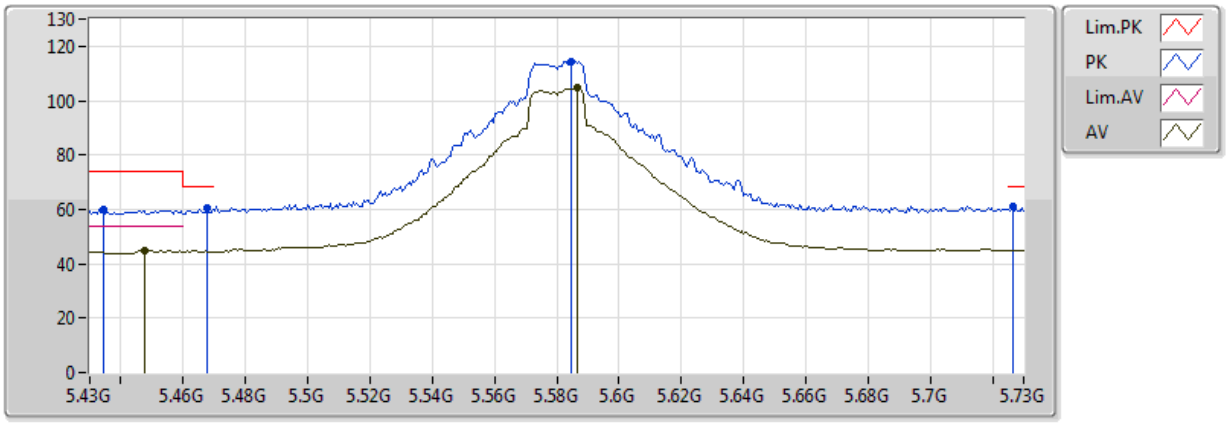

EUT =Y axis, ANT = X axis
ANT = B

Type	Freq	Level	Limit	Margin	Factor	Dist	Condition	Azimuth	Height	Comments	Raw	AF	CL	PA
	(Hz)	(dBuV/m)	(dBuV/m)	(dB)	(dB)	(m)		(°)	(m)		(dBuV)	(dB)	(dB)	(dB)
AV	5.4474G	44.81	54.00	-9.19	2.95	3	Horizontal	351	3.48	-	41.86	31.78	5.66	34.49
AV	5.5866G	104.61	Inf	-Inf	3.16	3	Horizontal	351	3.48	-	101.45	31.94	5.73	34.51
PK	5.4342G	60.04	74.00	-13.96	2.95	3	Horizontal	351	3.48	-	57.10	31.77	5.66	34.49
PK	5.4678G	60.53	68.20	-7.67	2.96	3	Horizontal	351	3.48	-	57.56	31.79	5.67	34.49
PK	5.5848G	114.24	Inf	-Inf	3.16	3	Horizontal	351	3.48	-	111.08	31.94	5.73	34.51
PK	5.7264G	61.25	68.20	-6.95	3.45	3	Horizontal	351	3.48	-	57.80	32.16	5.83	34.55

802.11a_Nss1,(6Mbps)_1TX

5580MHz_TX

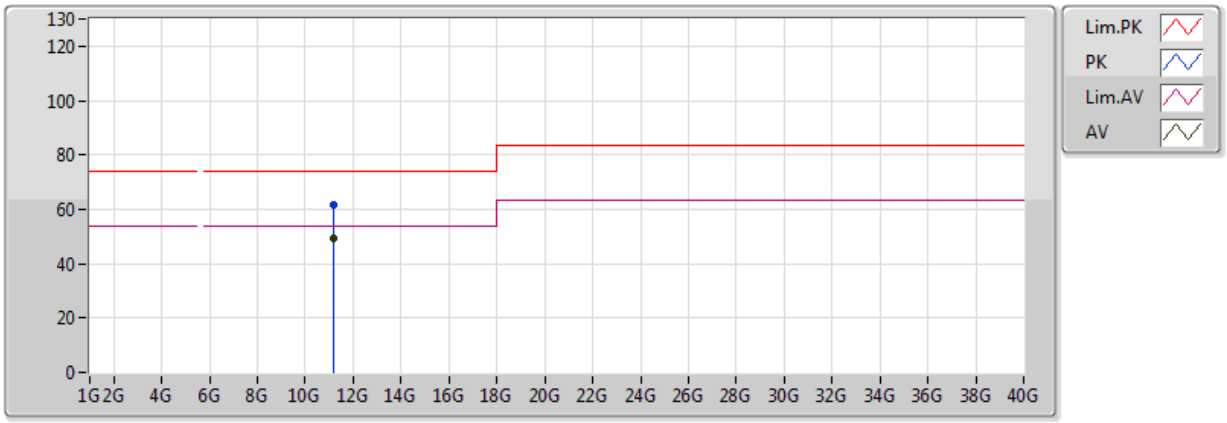

EUT =Y axis, ANT = X axis
ANT = B

Type	Freq	Level	Limit	Margin	Factor	Dist	Condition	Azimuth	Height	Comments	Raw	AF	CL	PA
	(Hz)	(dBuV/m)	(dBuV/m)	(dB)	(dB)	(m)		(°)	(m)		(dBuV)	(dB)	(dB)	(dB)
AV	11.16G	49.59	54.00	-4.41	13.86	3	Vertical	0	1.50	-	35.73	40.18	8.26	34.58
PK	11.16G	61.59	74.00	-12.41	13.86	3	Vertical	0	1.50	-	47.73	40.18	8.26	34.58

802.11a_Nss1,(6Mbps)_1TX

5580MHz_TX

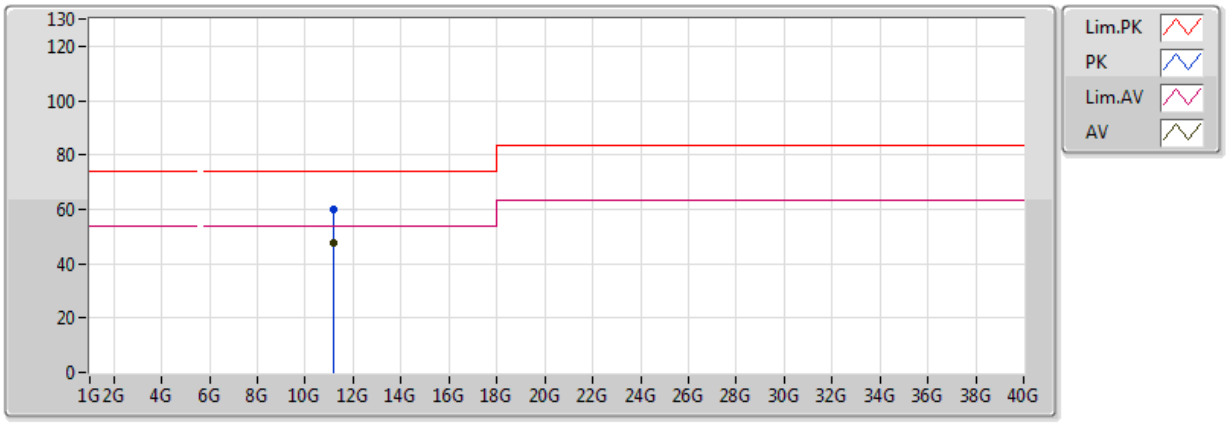

EUT =Y axis, ANT = X axis
ANT = B

Type	Freq	Level	Limit	Margin	Factor	Dist	Condition	Azimuth	Height	Comments	Raw	AF	CL	PA
	(Hz)	(dBuV/m)	(dBuV/m)	(dB)	(dB)	(m)		(°)	(m)		(dBuV)	(dB)	(dB)	(dB)
AV	11.16G	47.57	54.00	-6.43	13.86	3	Horizontal	236	1.50	-	33.71	40.18	8.26	34.58
PK	11.16G	59.93	74.00	-14.07	13.86	3	Horizontal	236	1.50	-	46.07	40.18	8.26	34.58

802.11a_Nss1,(6Mbps)_1TX

5700MHz_TX

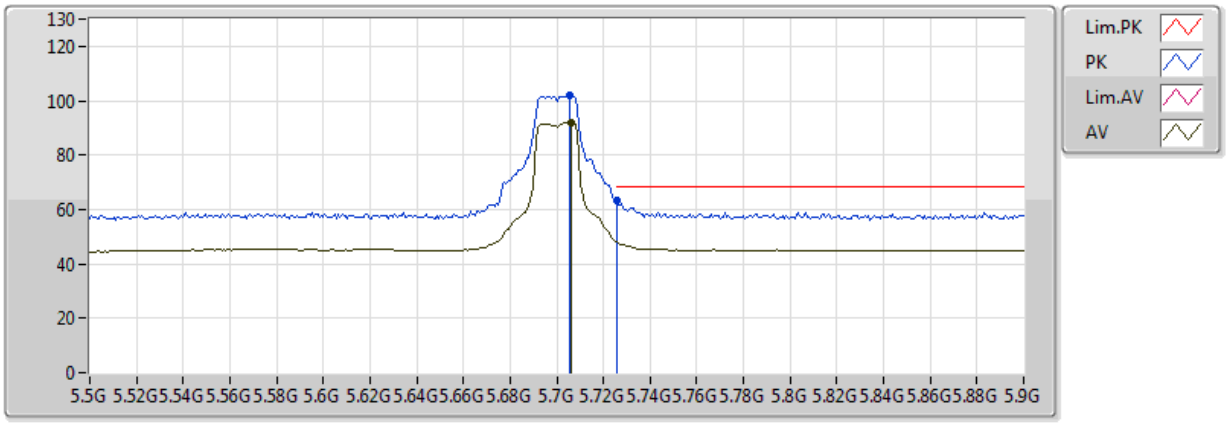

EUT =Y axis, ANT = X axis
ANT = B

Type	Freq	Level	Limit	Margin	Factor	Dist	Condition	Azimuth	Height	Comments	Raw	AF	CL	PA
	(Hz)	(dBuV/m)	(dBuV/m)	(dB)	(dB)	(m)		(°)	(m)		(dBuV)	(dB)	(dB)	(dB)
AV	5.7064G	92.06	Inf	-Inf	3.40	3	Vertical	325	2.79	-	88.65	32.13	5.82	34.54
PK	5.7056G	101.98	Inf	-Inf	3.40	3	Vertical	325	2.79	-	98.57	32.13	5.81	34.54
PK	5.7256G	63.14	68.20	-5.06	3.45	3	Vertical	325	2.79	-	59.69	32.16	5.83	34.55

802.11a_Nss1,(6Mbps)_1TX

5700MHz_TX

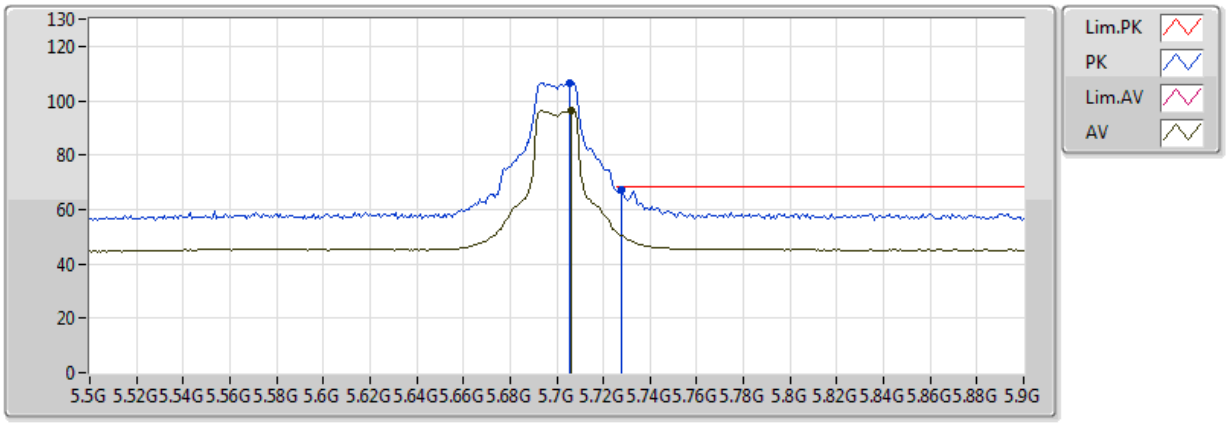

EUT =Y axis, ANT = X axis
ANT = B

Type	Freq	Level	Limit	Margin	Factor	Dist	Condition	Azimuth	Height	Comments	Raw	AF	CL	PA
	(Hz)	(dBuV/m)	(dBuV/m)	(dB)	(dB)	(m)		(°)	(m)		(dBuV)	(dB)	(dB)	(dB)
AV	5.7064G	96.46	Inf	-Inf	3.40	3	Horizontal	19	2.23	-	93.05	32.13	5.82	34.54
PK	5.7056G	106.58	Inf	-Inf	3.40	3	Horizontal	19	2.23	-	103.18	32.13	5.81	34.54
PK	5.728G	67.50	68.20	-0.70	3.45	3	Horizontal	19	2.23	-	64.04	32.16	5.83	34.55

802.11a_Nss1,(6Mbps)_1TX

5700MHz_TX

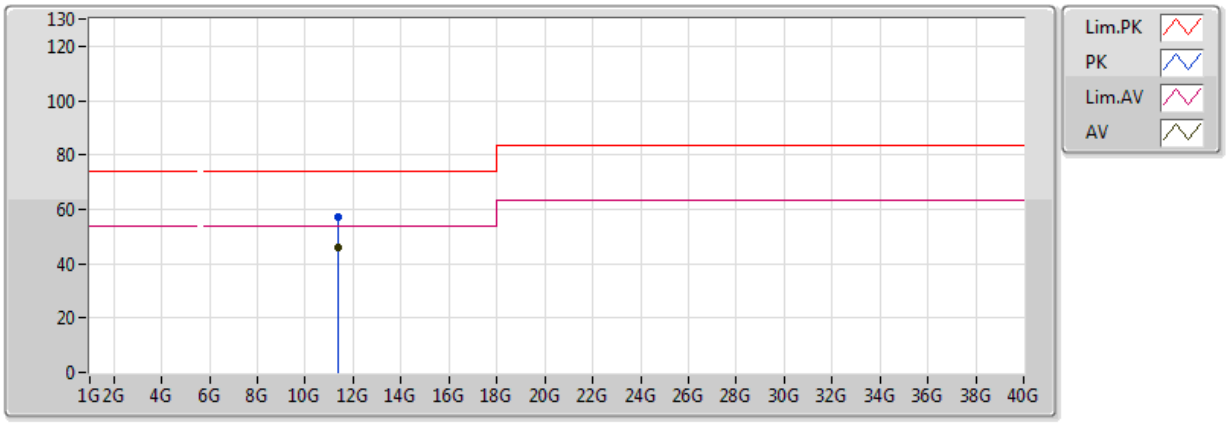

EUT =Y axis, ANT = X axis
ANT = B

Type	Freq	Level	Limit	Margin	Factor	Dist	Condition	Azimuth	Height	Comments	Raw	AF	CL	PA
	(Hz)	(dBuV/m)	(dBuV/m)	(dB)	(dB)	(m)		(°)	(m)		(dBuV)	(dB)	(dB)	(dB)
AV	11.4G	46.12	54.00	-7.88	13.53	3	Vertical	23	2.00	-	32.59	39.84	8.33	34.64
PK	11.4G	57.32	74.00	-16.68	13.53	3	Vertical	23	2.00	-	43.79	39.84	8.33	34.64

802.11a_Nss1,(6Mbps)_1TX

5700MHz_TX

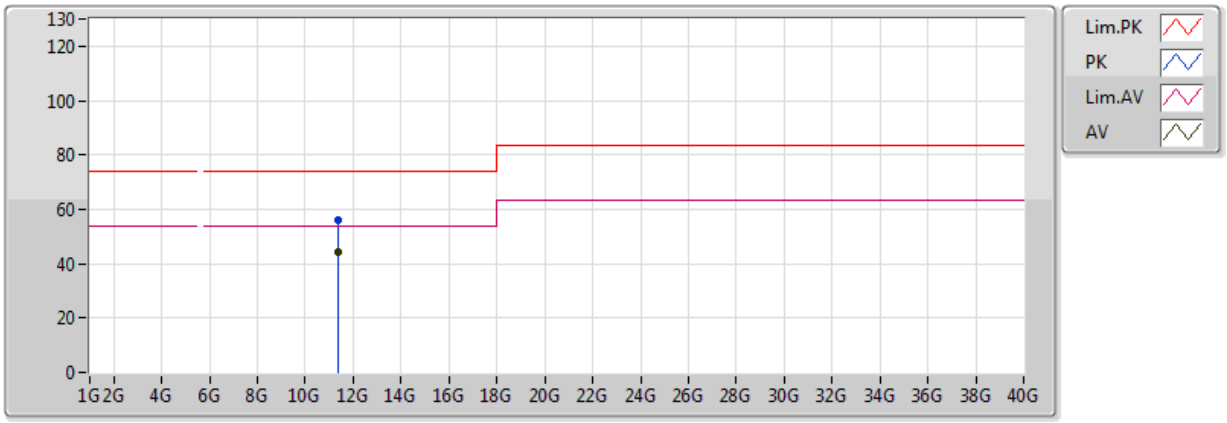

EUT =Y axis, ANT = X axis
ANT = B

Type	Freq	Level	Limit	Margin	Factor	Dist	Condition	Azimuth	Height	Comments	Raw	AF	CL	PA
	(Hz)	(dBuV/m)	(dBuV/m)	(dB)	(dB)	(m)		(°)	(m)		(dBuV)	(dB)	(dB)	(dB)
AV	11.4G	44.25	54.00	-9.75	13.53	3	Horizontal	30	2.40	-	30.72	39.84	8.33	34.64
PK	11.4G	55.88	74.00	-18.12	13.53	3	Horizontal	30	2.40	-	42.35	39.84	8.33	34.64

802.11a_Nss1,(6Mbps)_1TX

5745MHz_TX

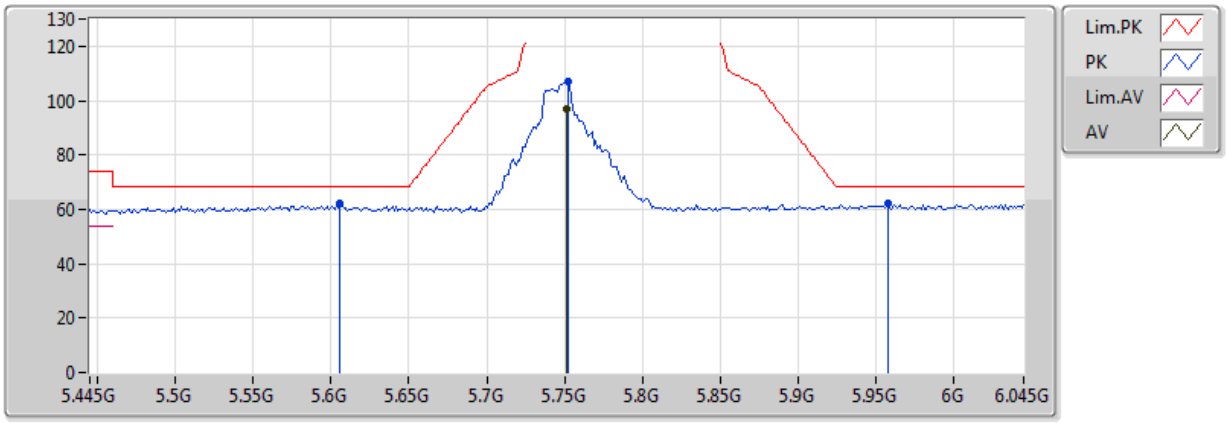

EUT =Y axis, ANT = X axis
ANT = B

Type	Freq	Level	Limit	Margin	Factor	Dist	Condition	Azimuth	Height	Comments	Raw	AF	CL	PA
	(Hz)	(dBuV/m)	(dBuV/m)	(dB)	(dB)	(m)		(°)	(m)		(dBuV)	(dB)	(dB)	(dB)
AV	5.751G	96.84	Inf	-Inf	3.50	3	Vertical	208	3.67	-	93.33	32.20	5.85	34.55
PK	5.6058G	62.40	68.20	-5.80	3.20	3	Vertical	208	3.67	-	59.19	31.97	5.74	34.51
PK	5.7522G	106.87	Inf	-Inf	3.50	3	Vertical	208	3.67	-	103.37	32.20	5.85	34.55
PK	5.9574G	62.37	68.20	-5.83	3.93	3	Vertical	208	3.67	-	58.44	32.53	6.00	34.60

802.11a_Nss1,(6Mbps)_1TX

5745MHz_TX

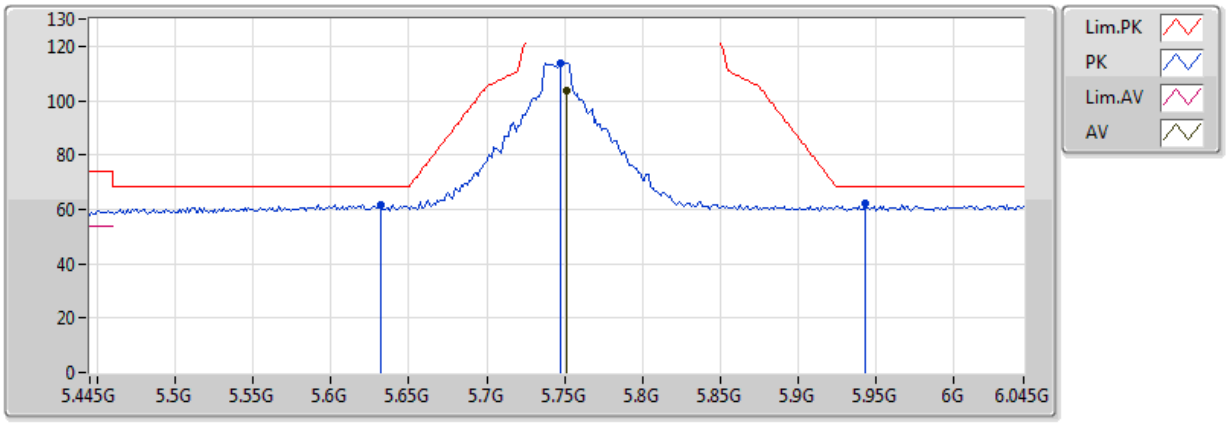

EUT =Y axis, ANT = X axis
ANT = B

Type	Freq	Level	Limit	Margin	Factor	Dist	Condition	Azimuth	Height	Comments	Raw	AF	CL	PA
	(Hz)	(dBuV/m)	(dBuV/m)	(dB)	(dB)	(m)		(°)	(m)		(dBuV)	(dB)	(dB)	(dB)
AV	5.751G	103.51	Inf	-Inf	3.50	3	Horizontal	334	3.63	-	100.01	32.20	5.85	34.55
PK	5.6322G	61.68	68.20	-6.52	3.25	3	Horizontal	334	3.63	-	58.42	32.01	5.76	34.52
PK	5.7474G	113.83	Inf	-Inf	3.49	3	Horizontal	334	3.63	-	110.34	32.20	5.85	34.55
PK	5.943G	62.43	68.20	-5.77	3.90	3	Horizontal	334	3.63	-	58.53	32.51	5.99	34.60

802.11a_Nss1,(6Mbps)_1TX

5745MHz_TX

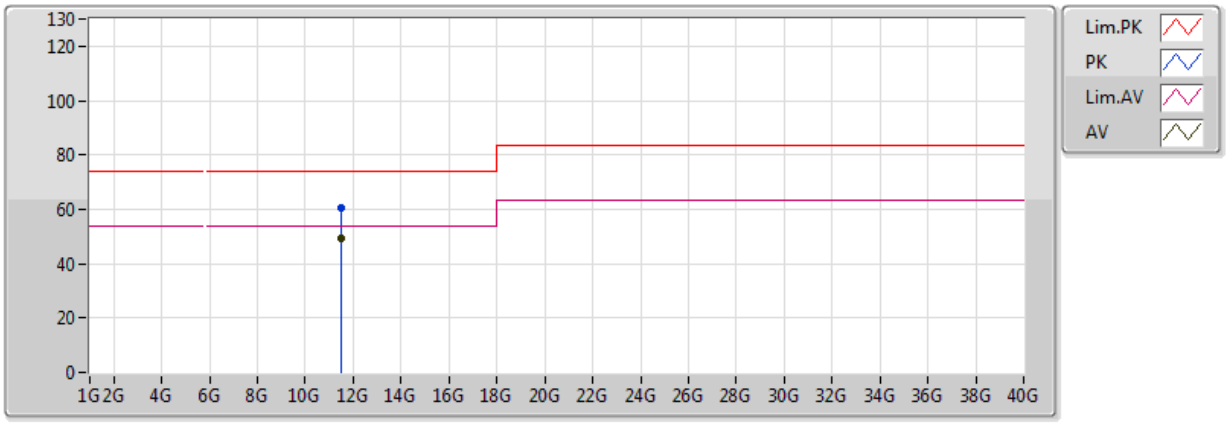

EUT =Y axis, ANT = X axis
ANT = B

Type	Freq	Level	Limit	Margin	Factor	Dist	Condition	Azimuth	Height	Comments	Raw	AF	CL	PA
	(Hz)	(dBuV/m)	(dBuV/m)	(dB)	(dB)	(m)		(°)	(m)		(dBuV)	(dB)	(dB)	(dB)
AV	11.49G	49.30	54.00	-4.70	13.41	3	Vertical	359	1.52	-	35.89	39.71	8.35	34.66
PK	11.49G	60.45	74.00	-13.55	13.41	3	Vertical	359	1.52	-	47.04	39.71	8.35	34.66

802.11a_Nss1,(6Mbps)_1TX

5745MHz_TX

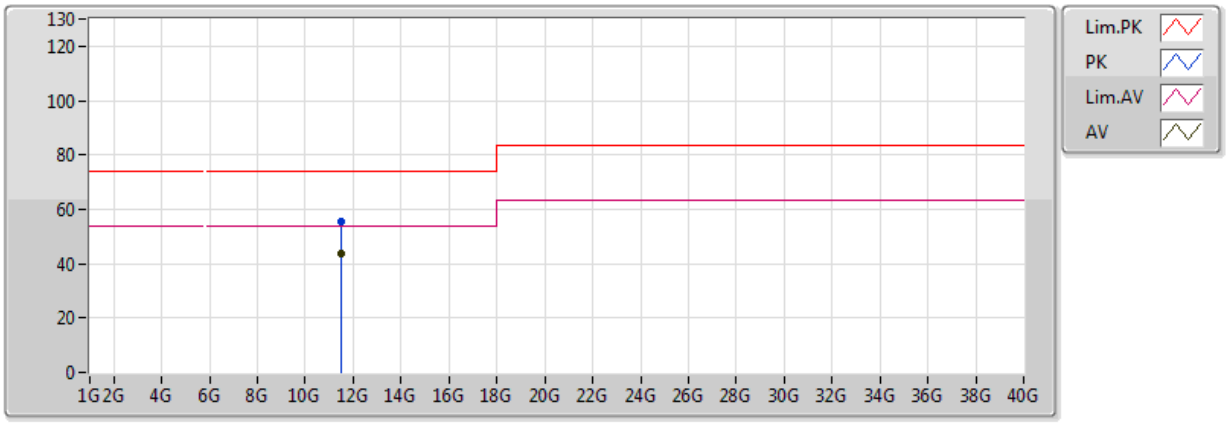

EUT =Y axis, ANT = X axis
ANT = B

Type	Freq	Level	Limit	Margin	Factor	Dist	Condition	Azimuth	Height	Comments	Raw	AF	CL	PA
	(Hz)	(dBuV/m)	(dBuV/m)	(dB)	(dB)	(m)		(°)	(m)		(dBuV)	(dB)	(dB)	(dB)
AV	11.49G	43.50	54.00	-10.50	13.41	3	Horizontal	236	1.50	-	30.09	39.71	8.35	34.66
PK	11.49G	55.53	74.00	-18.47	13.41	3	Horizontal	236	1.50	-	42.12	39.71	8.35	34.66

802.11a_Nss1,(6Mbps)_1TX

5785MHz_TX

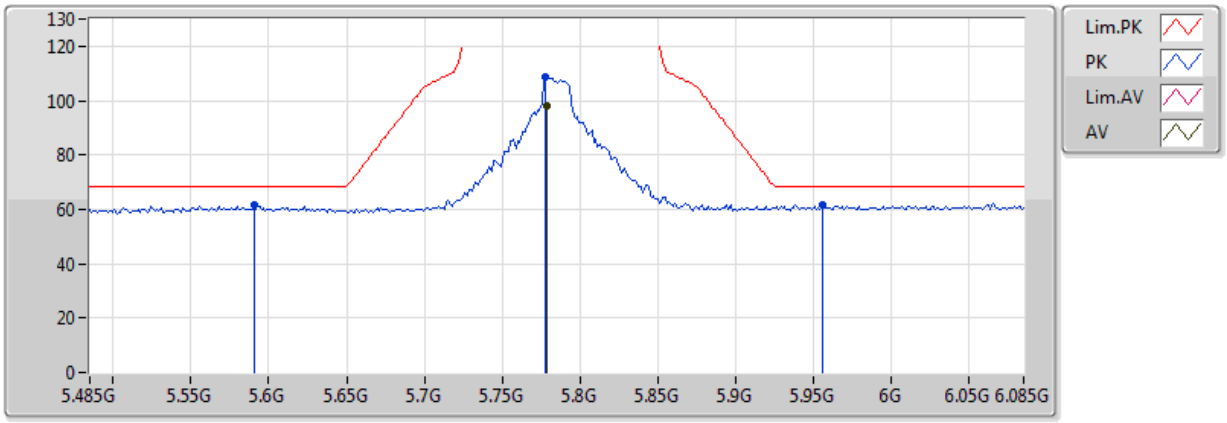

EUT =Y axis, ANT = X axis
ANT = B

Type	Freq	Level	Limit	Margin	Factor	Dist	Condition	Azimuth	Height	Comments	Raw	AF	CL	PA
	(Hz)	(dBuV/m)	(dBuV/m)	(dB)	(dB)	(m)		(°)	(m)		(dBuV)	(dB)	(dB)	(dB)
AV	5.779G	97.92	Inf	-Inf	3.56	3	Vertical	209	1.20	-	94.36	32.25	5.87	34.56
PK	5.5906G	61.38	68.20	-6.82	3.17	3	Vertical	209	1.20	-	58.21	31.94	5.73	34.51
PK	5.7778G	108.67	Inf	-Inf	3.56	3	Vertical	209	1.20	-	105.11	32.24	5.87	34.56
PK	5.9554G	61.63	68.20	-6.57	3.93	3	Vertical	209	1.20	-	57.70	32.53	6.00	34.60

802.11a_Nss1,(6Mbps)_1TX

5785MHz_TX

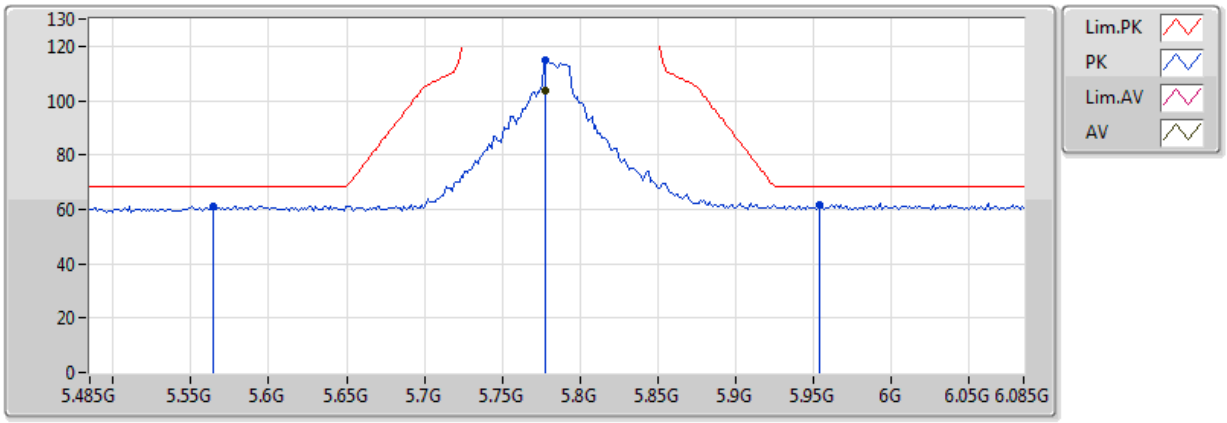

EUT =Y axis, ANT = X axis
ANT = B

Type	Freq	Level	Limit	Margin	Factor	Dist	Condition	Azimuth	Height	Comments	Raw	AF	CL	PA
	(Hz)	(dBuV/m)	(dBuV/m)	(dB)	(dB)	(m)		(°)	(m)		(dBuV)	(dB)	(dB)	(dB)
AV	5.7778G	103.79	Inf	-Inf	3.56	3	Horizontal	335	3.62	-	100.23	32.24	5.87	34.56
PK	5.5642G	61.27	68.20	-6.93	3.11	3	Horizontal	335	3.62	-	58.16	31.90	5.71	34.50
PK	5.7778G	114.63	Inf	-Inf	3.56	3	Horizontal	335	3.62	-	111.07	32.24	5.87	34.56
PK	5.9542G	61.54	68.20	-6.66	3.92	3	Horizontal	335	3.62	-	57.62	32.53	6.00	34.60

802.11a_Nss1,(6Mbps)_1TX

5785MHz_TX

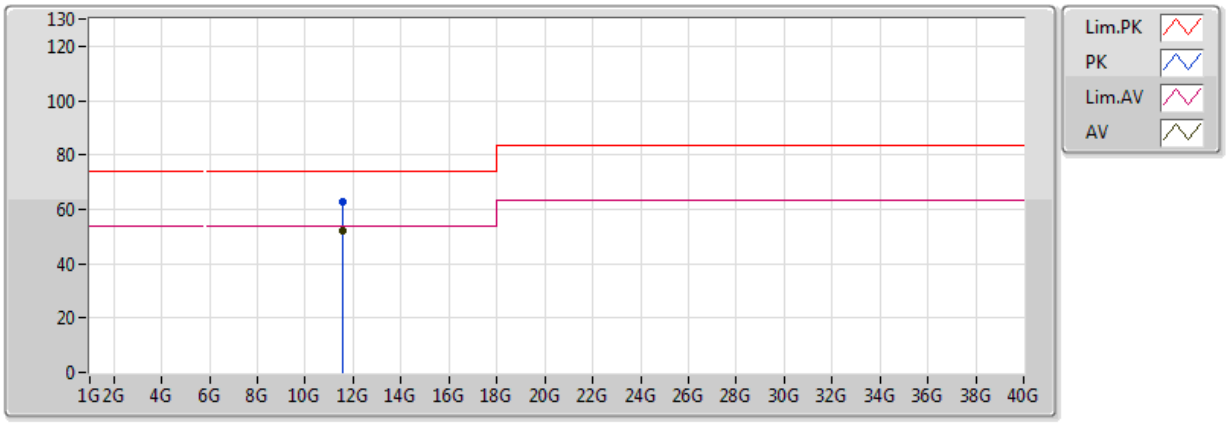

EUT =Y axis, ANT = X axis
ANT = B

Type	Freq	Level	Limit	Margin	Factor	Dist	Condition	Azimuth	Height	Comments	Raw	AF	CL	PA
	(Hz)	(dBuV/m)	(dBuV/m)	(dB)	(dB)	(m)		(°)	(m)		(dBuV)	(dB)	(dB)	(dB)
AV	11.57G	51.90	54.00	-2.10	13.30	3	Vertical	7	1.99	-	38.60	39.60	8.37	34.68
PK	11.57G	62.91	74.00	-11.09	13.30	3	Vertical	7	1.99	-	49.61	39.60	8.37	34.68

802.11a_Nss1,(6Mbps)_1TX

5785MHz_TX

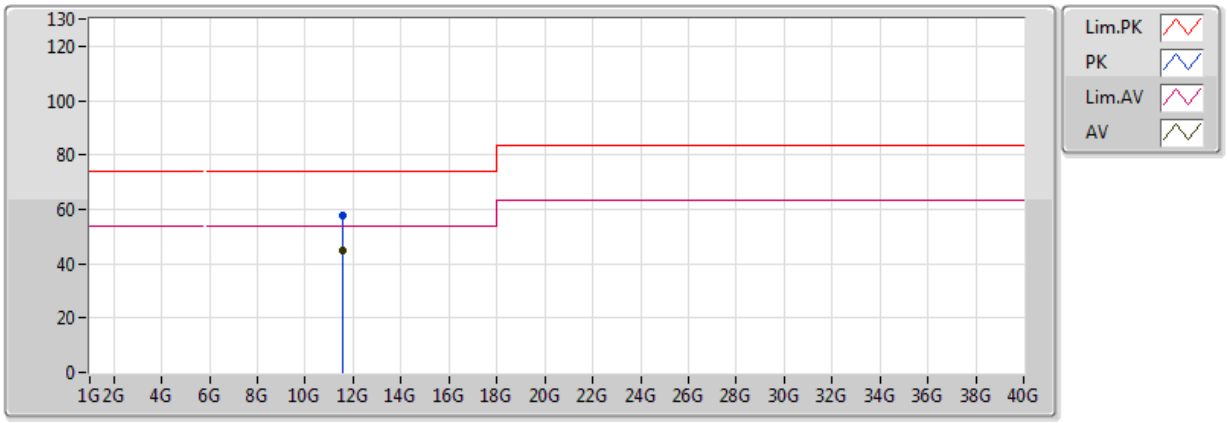

EUT =Y axis, ANT = X axis
ANT = B

Type	Freq	Level	Limit	Margin	Factor	Dist	Condition	Azimuth	Height	Comments	Raw	AF	CL	PA
	(Hz)	(dBuV/m)	(dBuV/m)	(dB)	(dB)	(m)		(°)	(m)		(dBuV)	(dB)	(dB)	(dB)
AV	11.57G	44.82	54.00	-9.18	13.30	3	Horizontal	252	1.50	-	31.52	39.60	8.37	34.68
PK	11.57G	57.49	74.00	-16.51	13.30	3	Horizontal	252	1.50	-	44.19	39.60	8.37	34.68

802.11a_Nss1,(6Mbps)_1TX

5825MHz_TX

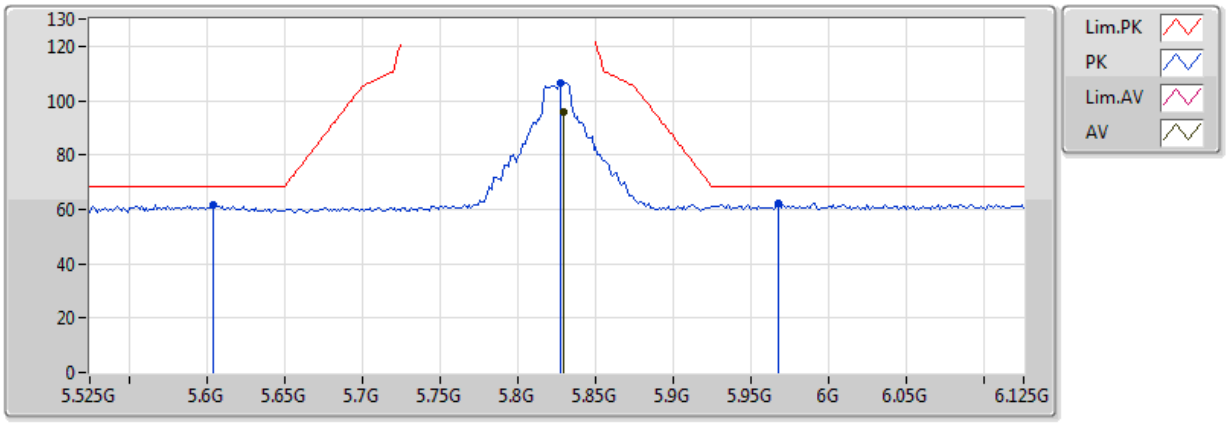

EUT =Y axis, ANT = X axis
ANT = B

Type	Freq	Level	Limit	Margin	Factor	Dist	Condition	Azimuth	Height	Comments	Raw	AF	CL	PA
	(Hz)	(dBuV/m)	(dBuV/m)	(dB)	(dB)	(m)		(°)	(m)		(dBuV)	(dB)	(dB)	(dB)
AV	5.8298G	96.04	Inf	-Inf	3.67	3	Vertical	207	3.57	-	92.37	32.33	5.91	34.57
PK	5.6042G	61.53	68.20	-6.67	3.20	3	Vertical	207	3.57	-	58.33	31.97	5.74	34.51
PK	5.8274G	106.51	Inf	-Inf	3.66	3	Vertical	207	3.57	-	102.84	32.32	5.91	34.57
PK	5.9678G	62.33	68.20	-5.87	3.95	3	Vertical	207	3.57	-	58.38	32.55	6.01	34.60

802.11a_Nss1,(6Mbps)_1TX

5825MHz_TX

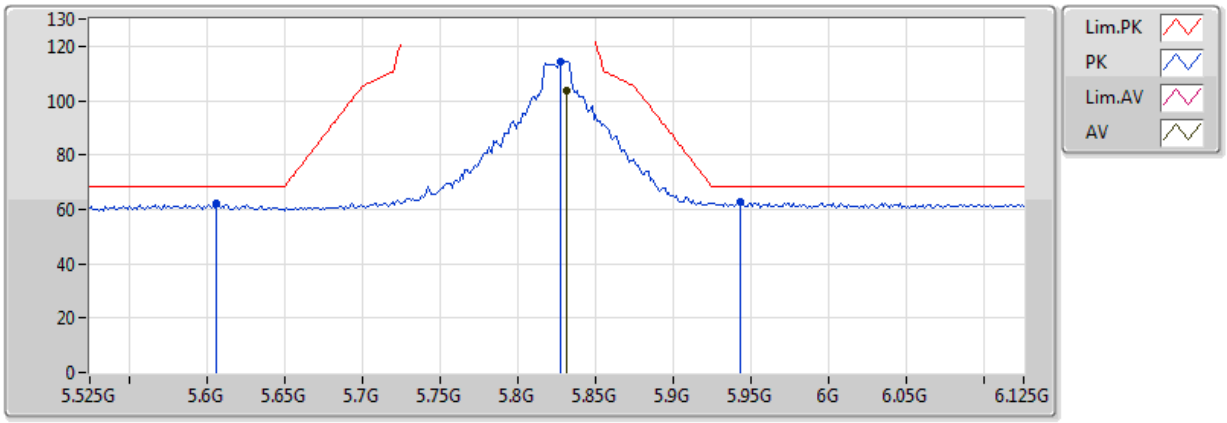

EUT =Y axis, ANT = X axis
ANT = B

Type	Freq	Level	Limit	Margin	Factor	Dist	Condition	Azimuth	Height	Comments	Raw	AF	CL	PA
	(Hz)	(dBuV/m)	(dBuV/m)	(dB)	(dB)	(m)		(°)	(m)		(dBuV)	(dB)	(dB)	(dB)
AV	5.831G	103.85	Inf	-Inf	3.67	3	Horizontal	335	3.69	-	100.18	32.33	5.91	34.57
PK	5.6066G	61.98	68.20	-6.22	3.20	3	Horizontal	335	3.69	-	58.78	31.97	5.74	34.51
PK	5.8274G	114.28	Inf	-Inf	3.66	3	Horizontal	335	3.69	-	110.61	32.32	5.91	34.57
PK	5.9426G	62.78	68.20	-5.42	3.90	3	Horizontal	335	3.69	-	58.88	32.51	5.99	34.60

802.11a_Nss1,(6Mbps)_1TX

5825MHz_TX

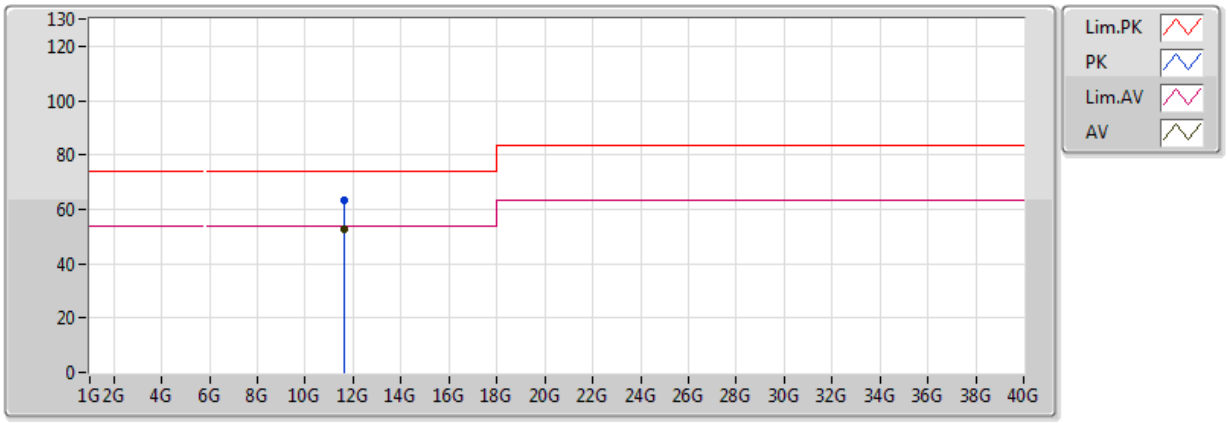

EUT =Y axis, ANT = X axis
ANT = B

Type	Freq	Level	Limit	Margin	Factor	Dist	Condition	Azimuth	Height	Comments	Raw	AF	CL	PA
	(Hz)	(dBuV/m)	(dBuV/m)	(dB)	(dB)	(m)		(°)	(m)		(dBuV)	(dB)	(dB)	(dB)
AV	11.65G	52.43	54.00	-1.57	13.19	3	Vertical	12	1.96	-	39.24	39.49	8.40	34.70
PK	11.65G	63.53	74.00	-10.47	13.19	3	Vertical	12	1.96	-	50.34	39.49	8.40	34.70

802.11a_Nss1,(6Mbps)_1TX

5825MHz_TX

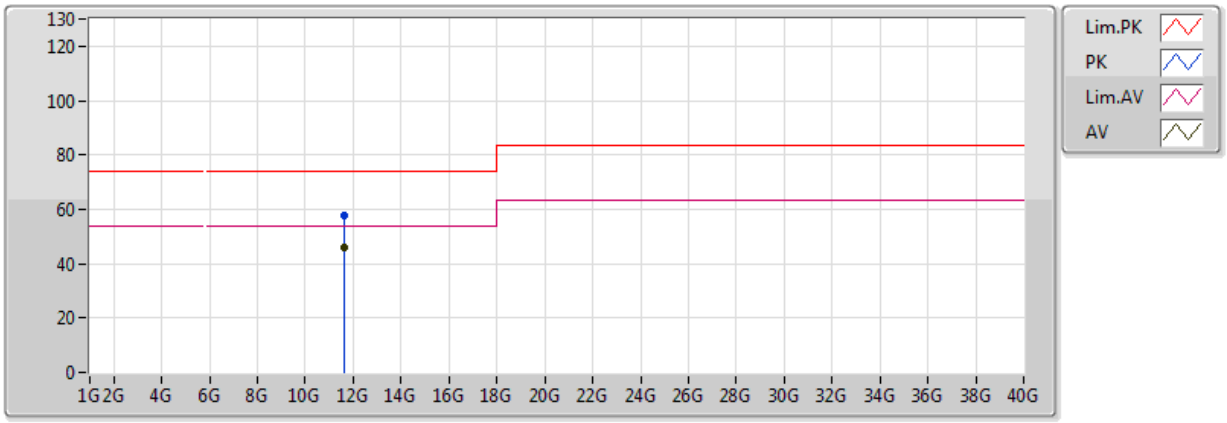

EUT =Y axis, ANT = X axis
ANT = B

Type	Freq	Level	Limit	Margin	Factor	Dist	Condition	Azimuth	Height	Comments	Raw	AF	CL	PA
	(Hz)	(dBuV/m)	(dBuV/m)	(dB)	(dB)	(m)		(°)	(m)		(dBuV)	(dB)	(dB)	(dB)
AV	11.65G	45.75	54.00	-8.25	13.19	3	Horizontal	150	1.49	-	32.56	39.49	8.40	34.70
PK	11.65G	57.97	74.00	-16.03	13.19	3	Horizontal	150	1.49	-	44.78	39.49	8.40	34.70

802.11ac VHT20_Nss1,(MCS0)_2TX

5180MHz_TX

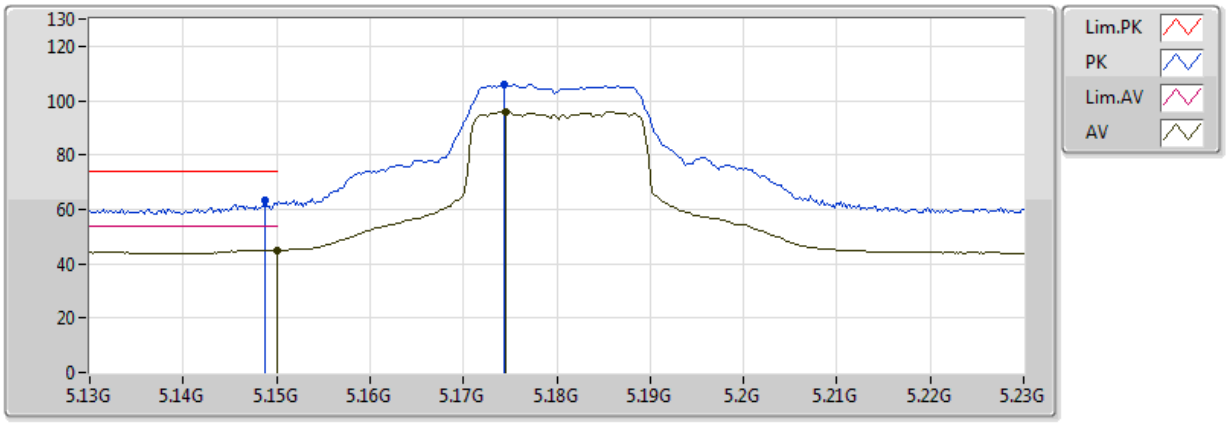

EUT =Y axis, ANT = X axis

Type	Freq	Level	Limit	Margin	Factor	Dist	Condition	Azimuth	Height	Comments	Raw	AF	CL	PA
	(Hz)	(dBuV/m)	(dBuV/m)	(dB)	(dB)	(m)		(°)	(m)		(dBuV)	(dB)	(dB)	(dB)
AV	5.149995G	44.92	54.00	-9.08	2.80	3	Vertical	292	2.21	-	42.12	31.66	5.62	34.48
AV	5.1746G	95.99	Inf	-Inf	2.81	3	Vertical	292	2.21	-	93.18	31.67	5.62	34.48
PK	5.1488G	63.09	74.00	-10.91	2.80	3	Vertical	292	2.21	-	60.29	31.66	5.62	34.48
PK	5.1744G	105.87	Inf	-Inf	2.81	3	Vertical	292	2.21	-	103.05	31.67	5.62	34.48

802.11ac VHT20_Nss1,(MCS0)_2TX

5180MHz_TX

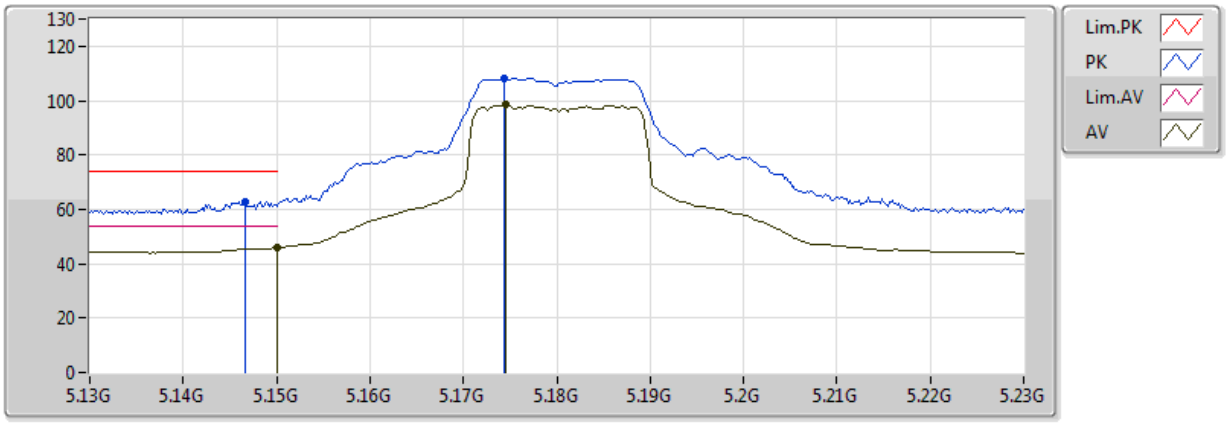

EUT =Y axis, ANT = X axis

Type	Freq	Level	Limit	Margin	Factor	Dist	Condition	Azimuth	Height	Comments	Raw	AF	CL	PA
	(Hz)	(dBuV/m)	(dBuV/m)	(dB)	(dB)	(m)		(°)	(m)		(dBuV)	(dB)	(dB)	(dB)
AV	5.149995G	45.91	54.00	-8.09	2.80	3	Horizontal	37	1.11	-	43.11	31.66	5.62	34.48
AV	5.1746G	98.46	Inf	-Inf	2.81	3	Horizontal	37	1.11	-	95.65	31.67	5.62	34.48
PK	5.1466G	62.87	74.00	-11.13	2.80	3	Horizontal	37	1.11	-	60.07	31.66	5.62	34.48
PK	5.1744G	108.28	Inf	-Inf	2.81	3	Horizontal	37	1.11	-	105.47	31.67	5.62	34.48

802.11ac VHT20_Nss1,(MCS0)_2TX

5180MHz_TX

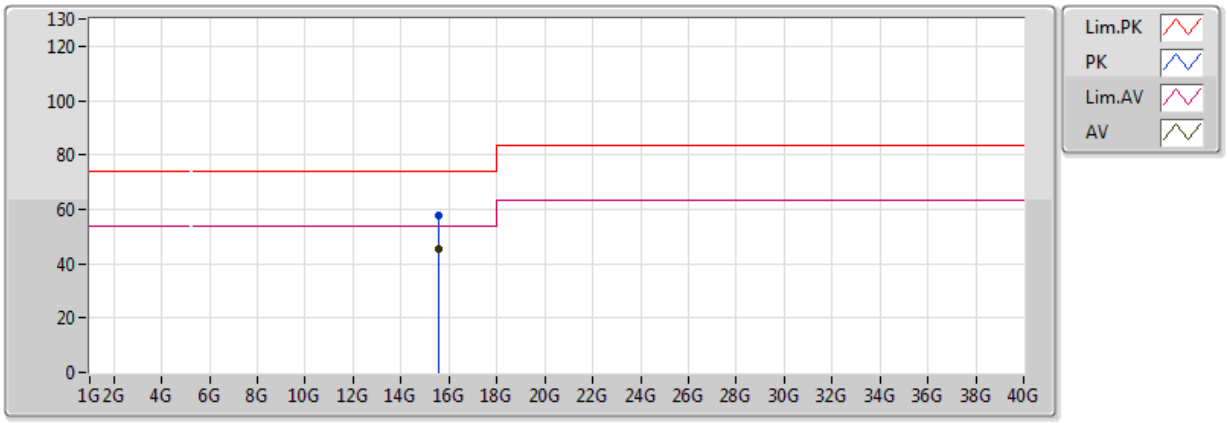

EUT =Y axis, ANT = X axis

Type	Freq	Level	Limit	Margin	Factor	Dist	Condition	Azimuth	Height	Comments	Raw	AF	CL	PA
	(Hz)	(dBuV/m)	(dBuV/m)	(dB)	(dB)	(m)		(°)	(m)		(dBuV)	(dB)	(dB)	(dB)
AV	15.54G	45.31	54.00	-8.69	14.12	3	Vertical	218	1.04	-	31.19	38.85	9.96	34.68
PK	15.54G	57.83	74.00	-16.17	14.12	3	Vertical	218	1.04	-	43.71	38.85	9.96	34.68

802.11ac VHT20_Nss1,(MCS0)_2TX

5180MHz_TX

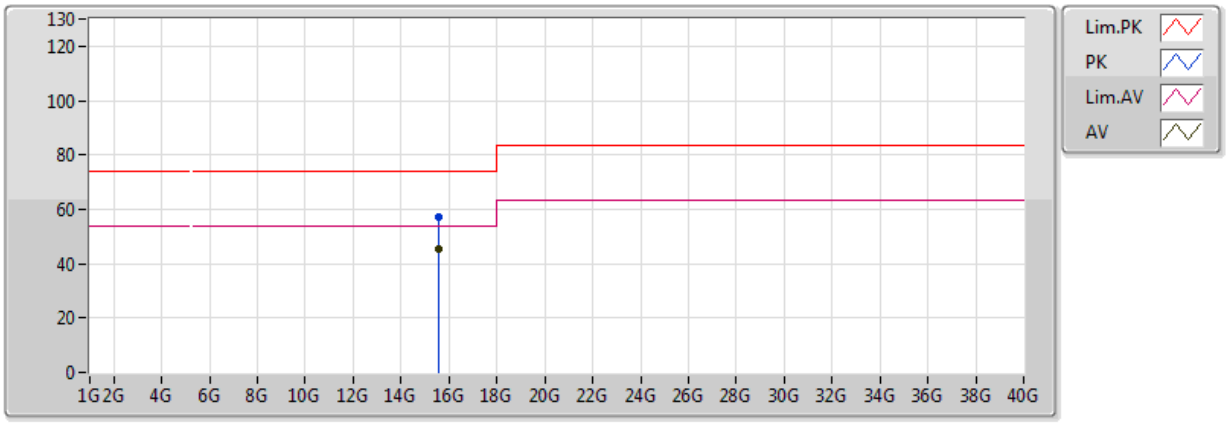

EUT =Y axis, ANT = X axis

Type	Freq	Level	Limit	Margin	Factor	Dist	Condition	Azimuth	Height	Comments	Raw	AF	CL	PA
	(Hz)	(dBuV/m)	(dBuV/m)	(dB)	(dB)	(m)		(°)	(m)		(dBuV)	(dB)	(dB)	(dB)
AV	15.54G	45.20	54.00	-8.80	14.12	3	Horizontal	209	2.11	-	31.08	38.85	9.96	34.68
PK	15.54G	57.21	74.00	-16.79	14.12	3	Horizontal	209	2.11	-	43.09	38.85	9.96	34.68

802.11ac VHT20_Nss1,(MCS0)_2TX

5200MHz_TX

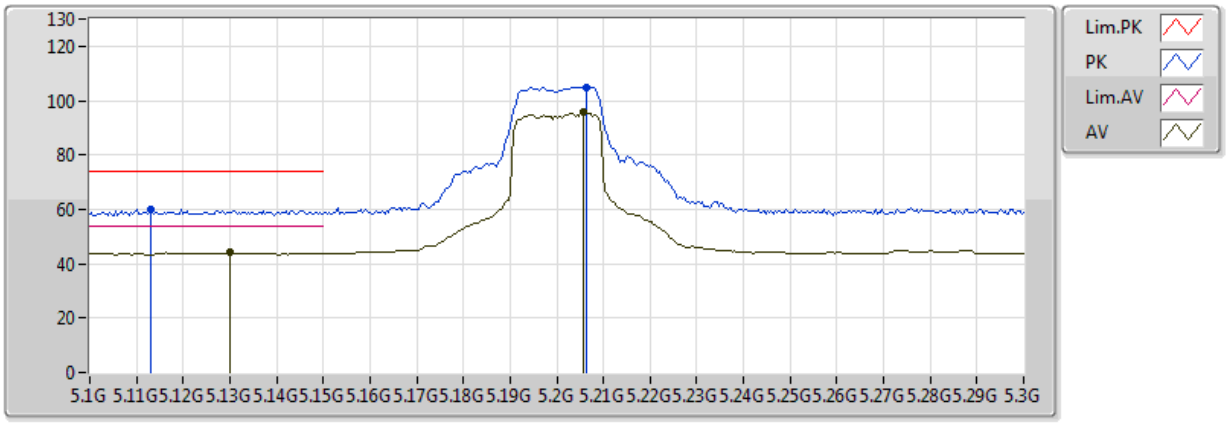

EUT =Y axis, ANT = X axis

Type	Freq	Level	Limit	Margin	Factor	Dist	Condition	Azimuth	Height	Comments	Raw	AF	CL	PA
	(Hz)	(dBuV/m)	(dBuV/m)	(dB)	(dB)	(m)		(°)	(m)		(dBuV)	(dB)	(dB)	(dB)
AV	5.13G	44.05	54.00	-9.95	2.79	3	Vertical	290	1.80	-	41.26	31.65	5.62	34.48
AV	5.2056G	95.60	Inf	-Inf	2.83	3	Vertical	290	1.80	-	92.77	31.68	5.63	34.48
PK	5.1132G	60.15	74.00	-13.85	2.78	3	Vertical	290	1.80	-	57.37	31.65	5.61	34.48
PK	5.2064G	105.05	Inf	-Inf	2.83	3	Vertical	290	1.80	-	102.22	31.68	5.63	34.48

802.11ac VHT20_Nss1,(MCS0)_2TX

5200MHz_TX

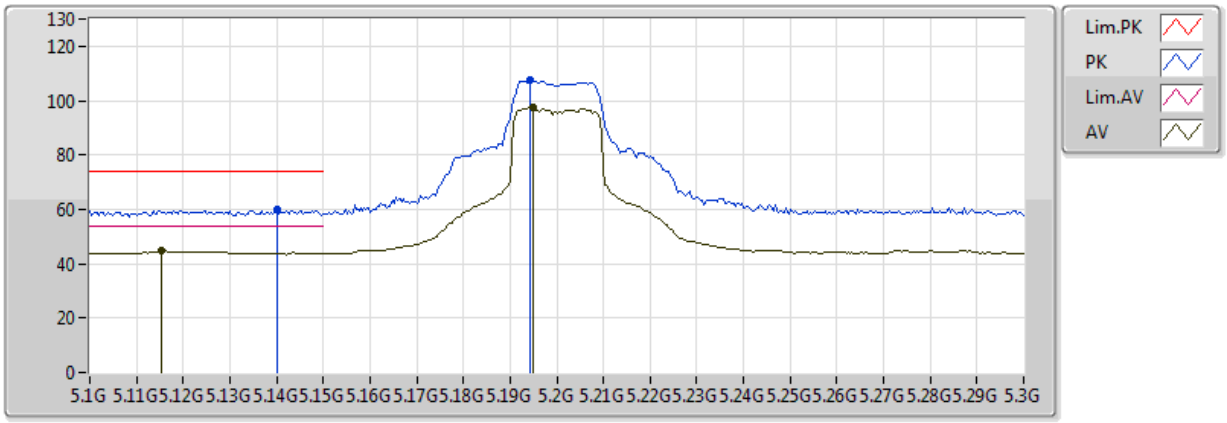

EUT =Y axis, ANT = X axis

Type	Freq	Level	Limit	Margin	Factor	Dist	Condition	Azimuth	Height	Comments	Raw	AF	CL	PA
	(Hz)	(dBuV/m)	(dBuV/m)	(dB)	(dB)	(m)		(°)	(m)		(dBuV)	(dB)	(dB)	(dB)
AV	5.1152G	44.55	54.00	-9.45	2.78	3	Horizontal	41	1.07	-	41.77	31.65	5.61	34.48
AV	5.1948G	97.43	Inf	-Inf	2.83	3	Horizontal	41	1.07	-	94.60	31.68	5.63	34.48
PK	5.14G	59.75	74.00	-14.25	2.79	3	Horizontal	41	1.07	-	56.96	31.66	5.62	34.48
PK	5.1944G	107.44	Inf	-Inf	2.83	3	Horizontal	41	1.07	-	104.62	31.68	5.63	34.48

802.11ac VHT20_Nss1,(MCS0)_2TX

5200MHz_TX

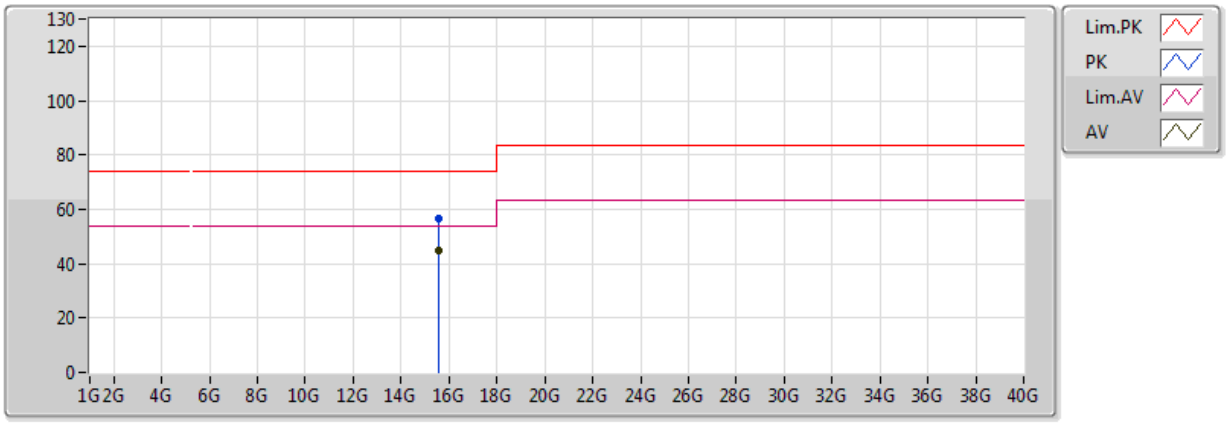

EUT =Y axis, ANT = X axis

Type	Freq	Level	Limit	Margin	Factor	Dist	Condition	Azimuth	Height	Comments	Raw	AF	CL	PA
	(Hz)	(dBuV/m)	(dBuV/m)	(dB)	(dB)	(m)		(°)	(m)		(dBuV)	(dB)	(dB)	(dB)
AV	15.6G	44.58	54.00	-9.42	13.84	3	Vertical	265	1.25	-	30.74	38.62	9.97	34.75
PK	15.6G	56.54	74.00	-17.46	13.84	3	Vertical	265	1.25	-	42.70	38.62	9.97	34.75

802.11ac VHT20_Nss1,(MCS0)_2TX

5200MHz_TX

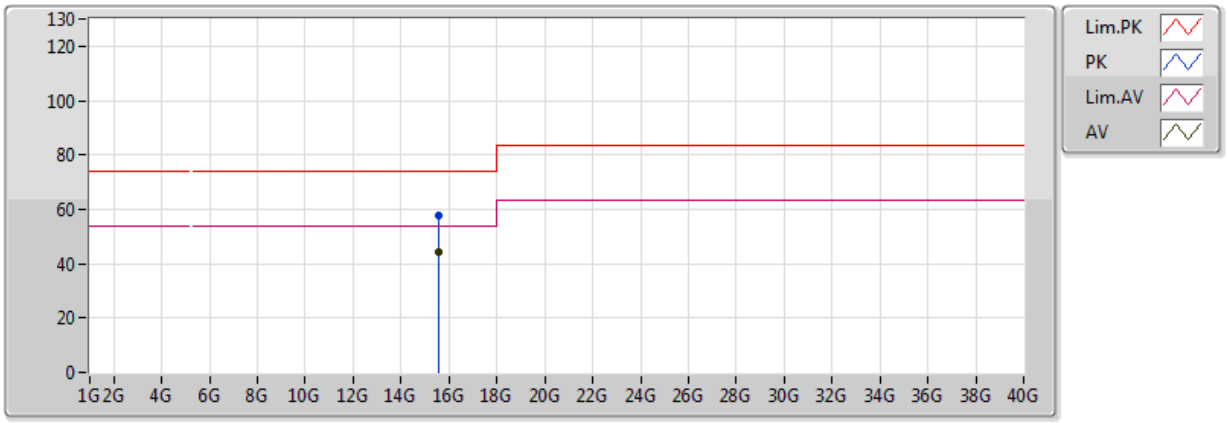

EUT =Y axis, ANT = X axis

Type	Freq	Level	Limit	Margin	Factor	Dist	Condition	Azimuth	Height	Comments	Raw	AF	CL	PA
	(Hz)	(dBuV/m)	(dBuV/m)	(dB)	(dB)	(m)		(°)	(m)		(dBuV)	(dB)	(dB)	(dB)
AV	15.6G	44.46	54.00	-9.54	13.84	3	Horizontal	12	1.90	-	30.62	38.62	9.97	34.75
PK	15.6G	57.51	74.00	-16.49	13.84	3	Horizontal	12	1.90	-	43.67	38.62	9.97	34.75

802.11ac VHT20_Nss1,(MCS0)_2TX

5240MHz_TX

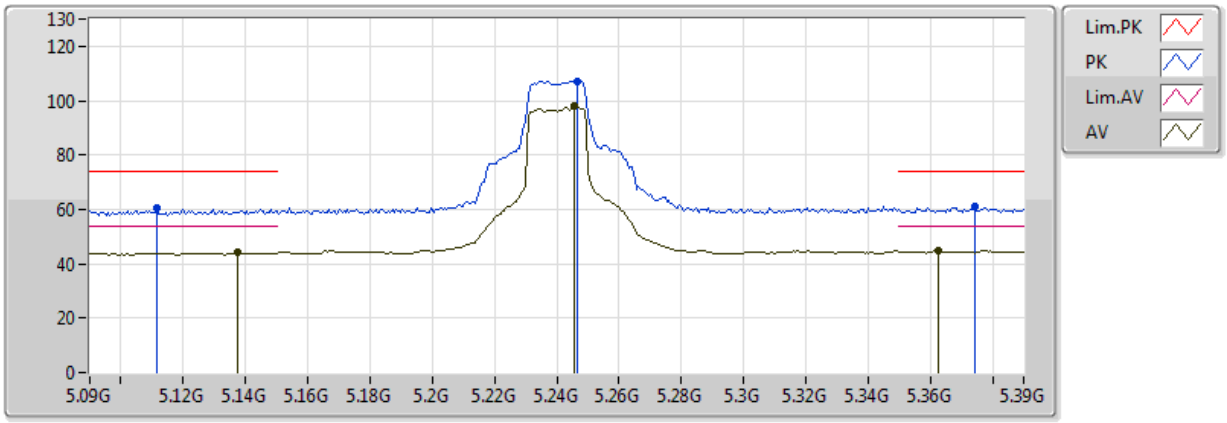

EUT =Y axis, ANT = X axis

Type	Freq	Level	Limit	Margin	Factor	Dist	Condition	Azimuth	Height	Comments	Raw	AF	CL	PA
	(Hz)	(dBuV/m)	(dBuV/m)	(dB)	(dB)	(m)		(°)	(m)		(dBuV)	(dB)	(dB)	(dB)
AV	5.1374G	44.01	54.00	-9.99	2.79	3	Vertical	216	2.70	-	41.22	31.65	5.62	34.48
AV	5.2454G	97.80	Inf	-Inf	2.85	3	Vertical	216	2.70	-	94.95	31.70	5.63	34.48
AV	5.3624G	44.71	54.00	-9.29	2.91	3	Vertical	216	2.70	-	41.80	31.74	5.65	34.49
PK	5.1116G	60.39	74.00	-13.61	2.78	3	Vertical	216	2.70	-	57.61	31.64	5.61	34.48
PK	5.2466G	107.25	Inf	-Inf	2.85	3	Vertical	216	2.70	-	104.41	31.70	5.63	34.48
PK	5.3744G	61.04	74.00	-12.96	2.91	3	Vertical	216	2.70	-	58.13	31.75	5.65	34.49

802.11ac VHT20_Nss1,(MCS0)_2TX

5240MHz_TX

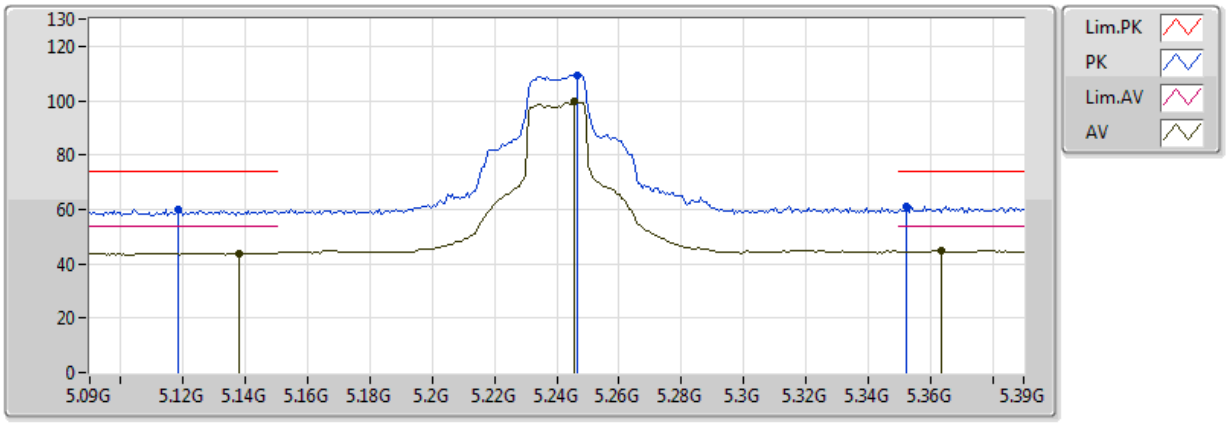

EUT =Y axis, ANT = X axis

Type	Freq	Level	Limit	Margin	Factor	Dist	Condition	Azimuth	Height	Comments	Raw	AF	CL	PA
	(Hz)	(dBuV/m)	(dBuV/m)	(dB)	(dB)	(m)		(°)	(m)		(dBuV)	(dB)	(dB)	(dB)
AV	5.138G	43.97	54.00	-10.03	2.79	3	Horizontal	11	1.37	-	41.18	31.66	5.62	34.48
AV	5.2454G	99.83	Inf	-Inf	2.85	3	Horizontal	11	1.37	-	96.98	31.70	5.63	34.48
AV	5.3636G	44.77	54.00	-9.23	2.91	3	Horizontal	11	1.37	-	41.86	31.75	5.65	34.49
PK	5.1182G	59.87	74.00	-14.13	2.78	3	Horizontal	11	1.37	-	57.09	31.65	5.61	34.48
PK	5.2466G	109.21	Inf	-Inf	2.85	3	Horizontal	11	1.37	-	106.36	31.70	5.63	34.48
PK	5.3522G	61.27	74.00	-12.73	2.90	3	Horizontal	11	1.37	-	58.36	31.74	5.65	34.49

802.11ac VHT20_Nss1,(MCS0)_2TX

5240MHz_TX

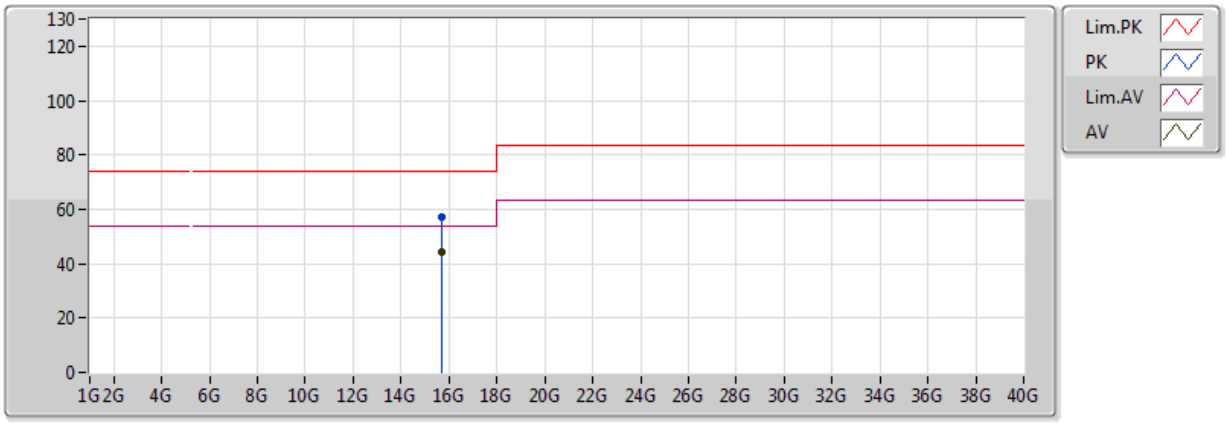

EUT =Y axis, ANT = X axis

Type	Freq	Level	Limit	Margin	Factor	Dist	Condition	Azimuth	Height	Comments	Raw	AF	CL	PA
	(Hz)	(dBuV/m)	(dBuV/m)	(dB)	(dB)	(m)		(°)	(m)		(dBuV)	(dB)	(dB)	(dB)
AV	15.72G	44.50	54.00	-9.50	13.27	3	Vertical	126	2.23	-	31.23	38.16	10.00	34.90
PK	15.72G	57.04	74.00	-16.96	13.27	3	Vertical	126	2.23	-	43.77	38.16	10.00	34.90

802.11ac VHT20_Nss1,(MCS0)_2TX

5240MHz_TX

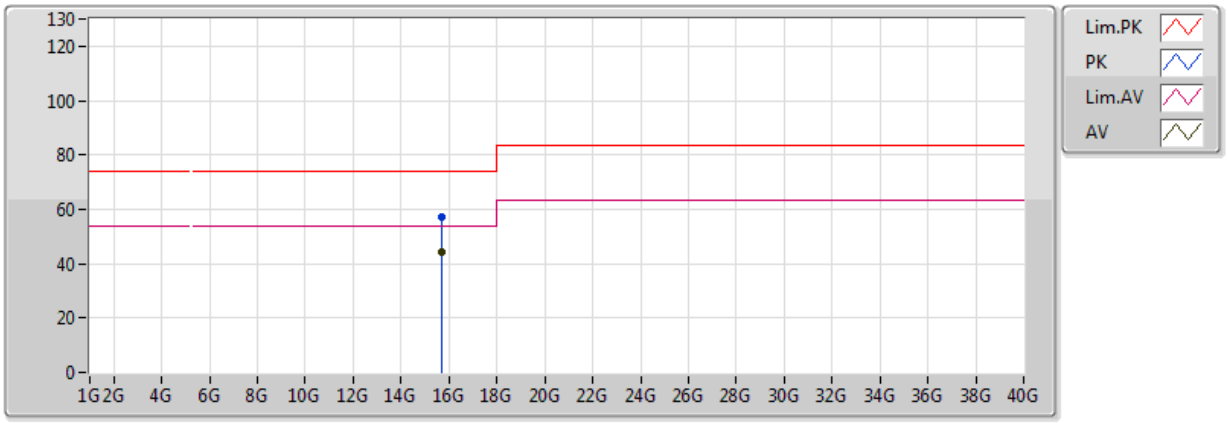

EUT =Y axis, ANT = X axis

Type	Freq	Level	Limit	Margin	Factor	Dist	Condition	Azimuth	Height	Comments	Raw	AF	CL	PA
	(Hz)	(dBuV/m)	(dBuV/m)	(dB)	(dB)	(m)		(°)	(m)		(dBuV)	(dB)	(dB)	(dB)
AV	15.72G	44.54	54.00	-9.46	13.27	3	Horizontal	17	2.47	-	31.27	38.16	10.00	34.90
PK	15.72G	56.88	74.00	-17.12	13.27	3	Horizontal	17	2.47	-	43.61	38.16	10.00	34.90

802.11ac VHT20_Nss1,(MCS0)_2TX

5260MHz_TX

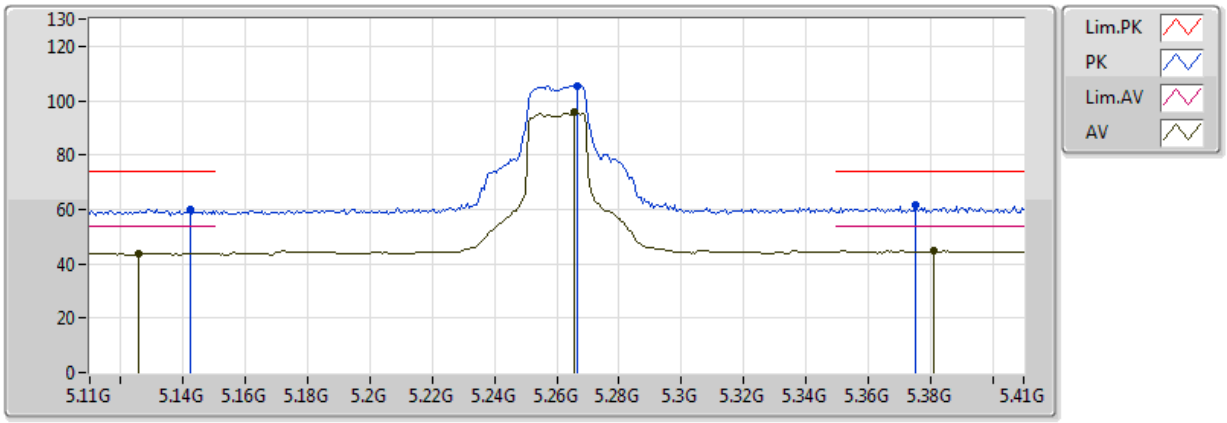

EUT =Y axis, ANT = X axis

Type	Freq	Level	Limit	Margin	Factor	Dist	Condition	Azimuth	Height	Comments	Raw	AF	CL	PA
	(Hz)	(dBuV/m)	(dBuV/m)	(dB)	(dB)	(m)		(°)	(m)		(dBuV)	(dB)	(dB)	(dB)
AV	5.1256G	43.87	54.00	-10.13	2.79	3	Vertical	287	1.79	-	41.08	31.65	5.62	34.48
AV	5.2654G	95.90	Inf	-Inf	2.86	3	Vertical	287	1.79	-	93.04	31.71	5.64	34.49
AV	5.3812G	44.70	54.00	-9.30	2.92	3	Vertical	287	1.79	-	41.78	31.75	5.66	34.49
PK	5.1424G	60.09	74.00	-13.91	2.80	3	Vertical	287	1.79	-	57.30	31.66	5.62	34.48
PK	5.2666G	105.31	Inf	-Inf	2.86	3	Vertical	287	1.79	-	102.45	31.71	5.64	34.49
PK	5.3752G	61.64	74.00	-12.36	2.92	3	Vertical	287	1.79	-	58.72	31.75	5.66	34.49

802.11ac VHT20_Nss1,(MCS0)_2TX

5260MHz_TX

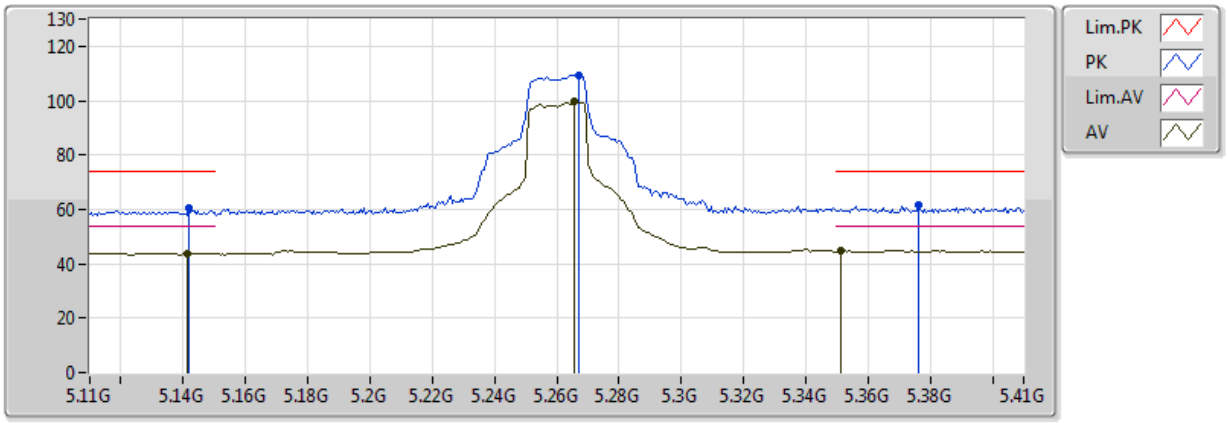

EUT =Y axis, ANT = X axis

Type	Freq	Level	Limit	Margin	Factor	Dist	Condition	Azimuth	Height	Comments	Raw	AF	CL	PA
	(Hz)	(dBuV/m)	(dBuV/m)	(dB)	(dB)	(m)		(°)	(m)		(dBuV)	(dB)	(dB)	(dB)
AV	5.1412G	43.97	54.00	-10.03	2.79	3	Horizontal	346	1.83	-	41.17	31.66	5.62	34.48
AV	5.2654G	99.73	Inf	-Inf	2.86	3	Horizontal	346	1.83	-	96.88	31.71	5.64	34.49
AV	5.3512G	44.92	54.00	-9.08	2.90	3	Horizontal	346	1.83	-	42.02	31.74	5.65	34.49
PK	5.1418G	60.27	74.00	-13.73	2.80	3	Horizontal	346	1.83	-	57.48	31.66	5.62	34.48
PK	5.2672G	109.29	Inf	-Inf	2.86	3	Horizontal	346	1.83	-	106.43	31.71	5.64	34.49
PK	5.3764G	61.80	74.00	-12.20	2.92	3	Horizontal	346	1.83	-	58.88	31.75	5.66	34.49

802.11ac VHT20_Nss1,(MCS0)_2TX

5260MHz_TX

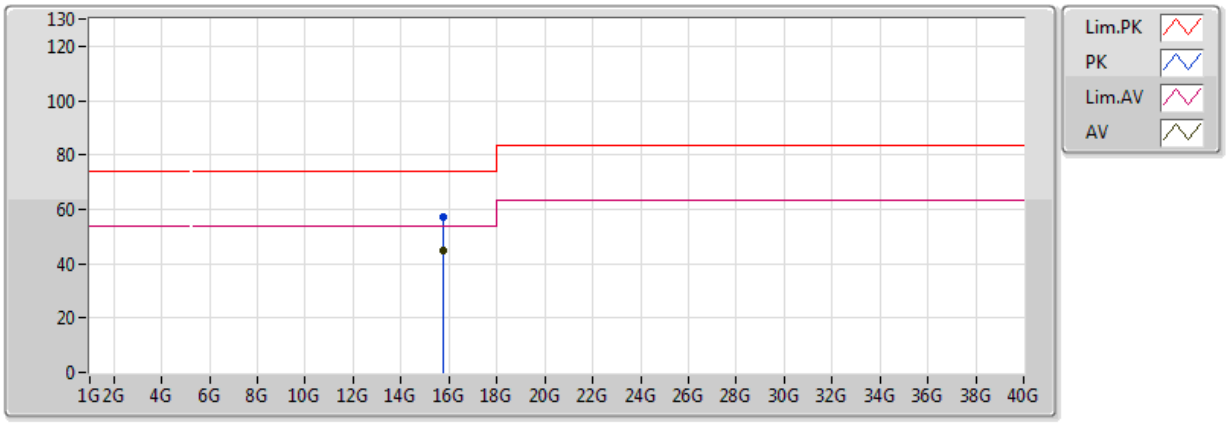

EUT =Y axis, ANT = X axis

Type	Freq	Level	Limit	Margin	Factor	Dist	Condition	Azimuth	Height	Comments	Raw	AF	CL	PA
	(Hz)	(dBuV/m)	(dBuV/m)	(dB)	(dB)	(m)		(°)	(m)		(dBuV)	(dB)	(dB)	(dB)
AV	15.78G	44.59	54.00	-9.41	12.98	3	Vertical	158	1.14	-	31.61	37.94	10.02	34.97
PK	15.78G	57.38	74.00	-16.62	12.98	3	Vertical	158	1.14	-	44.40	37.94	10.02	34.97

802.11ac VHT20_Nss1,(MCS0)_2TX

5260MHz_TX

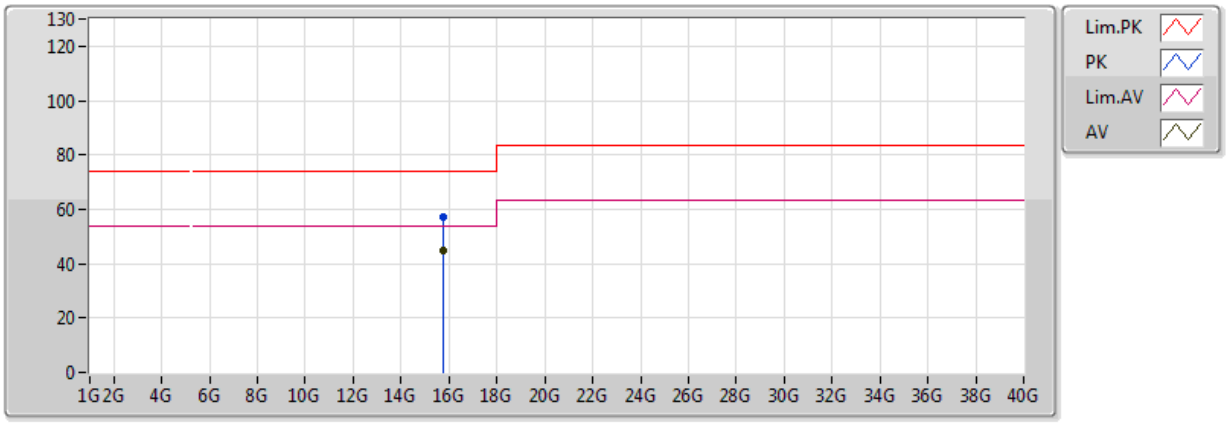

EUT =Y axis, ANT = X axis

Type	Freq	Level	Limit	Margin	Factor	Dist	Condition	Azimuth	Height	Comments	Raw	AF	CL	PA
	(Hz)	(dBuV/m)	(dBuV/m)	(dB)	(dB)	(m)		(°)	(m)		(dBuV)	(dB)	(dB)	(dB)
AV	15.78G	44.59	54.00	-9.41	12.98	3	Horizontal	124	2.34	-	31.61	37.94	10.02	34.97
PK	15.78G	56.88	74.00	-17.12	12.98	3	Horizontal	124	2.34	-	43.90	37.94	10.02	34.97

802.11ac VHT20_Nss1,(MCS0)_2TX

5300MHz_TX

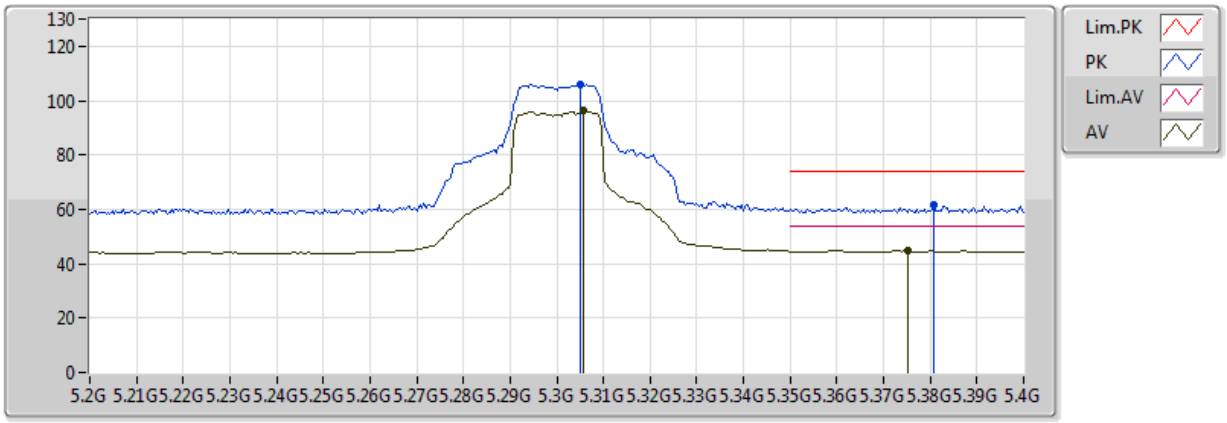

EUT =Y axis, ANT = X axis

Type	Freq	Level	Limit	Margin	Factor	Dist	Condition	Azimuth	Height	Comments	Raw	AF	CL	PA
	(Hz)	(dBuV/m)	(dBuV/m)	(dB)	(dB)	(m)		(°)	(m)		(dBuV)	(dB)	(dB)	(dB)
AV	5.3056G	96.24	Inf	-Inf	2.87	3	Vertical	287	1.71	-	93.36	31.72	5.64	34.49
AV	5.3752G	44.77	54.00	-9.23	2.92	3	Vertical	287	1.71	-	41.86	31.75	5.66	34.49
PK	5.3052G	105.70	Inf	-Inf	2.87	3	Vertical	287	1.71	-	102.83	31.72	5.64	34.49
PK	5.3808G	61.53	74.00	-12.47	2.92	3	Vertical	287	1.71	-	58.61	31.75	5.66	34.49

802.11ac VHT20_Nss1,(MCS0)_2TX

5300MHz_TX

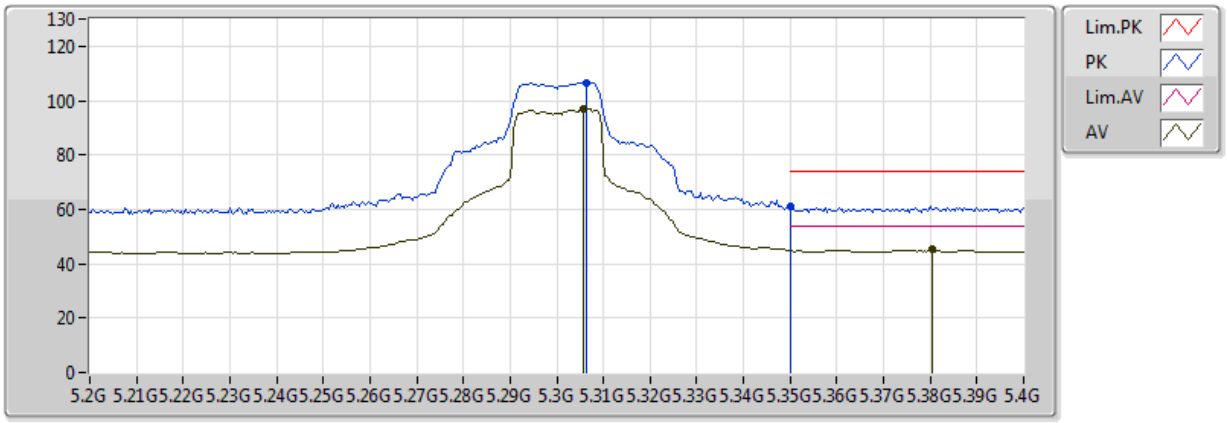

EUT =Y axis, ANT = X axis

Type	Freq	Level	Limit	Margin	Factor	Dist	Condition	Azimuth	Height	Comments	Raw	AF	CL	PA
	(Hz)	(dBuV/m)	(dBuV/m)	(dB)	(dB)	(m)		(°)	(m)		(dBuV)	(dB)	(dB)	(dB)
AV	5.3056G	97.16	Inf	-Inf	2.87	3	Horizontal	337	1.50	-	94.28	31.72	5.64	34.49
AV	5.3804G	45.23	54.00	-8.77	2.92	3	Horizontal	337	1.50	-	42.31	31.75	5.66	34.49
PK	5.3064G	106.60	Inf	-Inf	2.87	3	Horizontal	337	1.50	-	103.73	31.72	5.64	34.49
PK	5.350005G	61.05	74.00	-12.95	2.90	3	Horizontal	337	1.50	-	58.15	31.74	5.65	34.49

802.11ac VHT20_Nss1,(MCS0)_2TX

5300MHz_TX

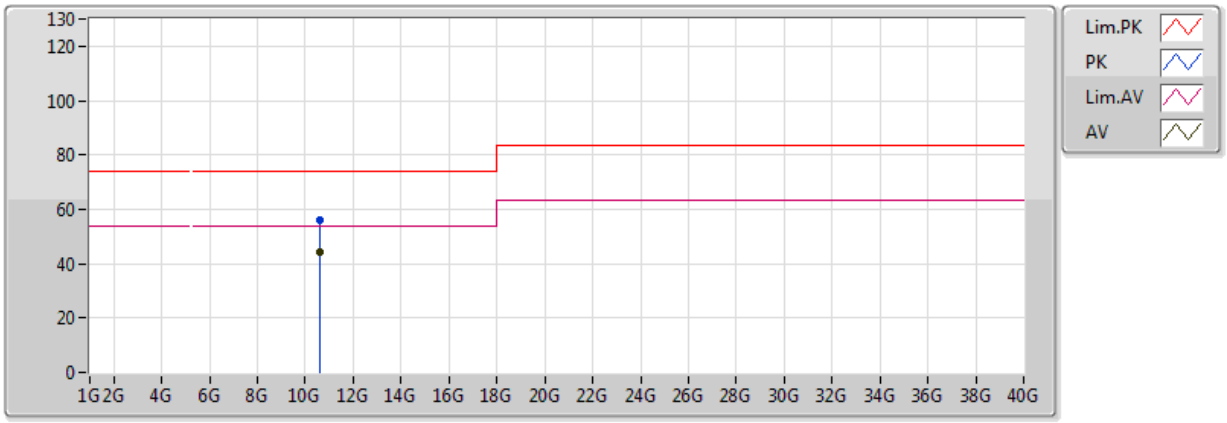

EUT =Y axis, ANT = X axis

Type	Freq	Level	Limit	Margin	Factor	Dist	Condition	Azimuth	Height	Comments	Raw	AF	CL	PA
	(Hz)	(dBuV/m)	(dBuV/m)	(dB)	(dB)	(m)		(°)	(m)		(dBuV)	(dB)	(dB)	(dB)
AV	10.6G	44.22	54.00	-9.78	13.05	3	Vertical	176	2.32	-	31.17	39.84	8.04	34.83
PK	10.6G	56.11	74.00	-17.89	13.05	3	Vertical	176	2.32	-	43.06	39.84	8.04	34.83

802.11ac VHT20_Nss1,(MCS0)_2TX

5300MHz_TX

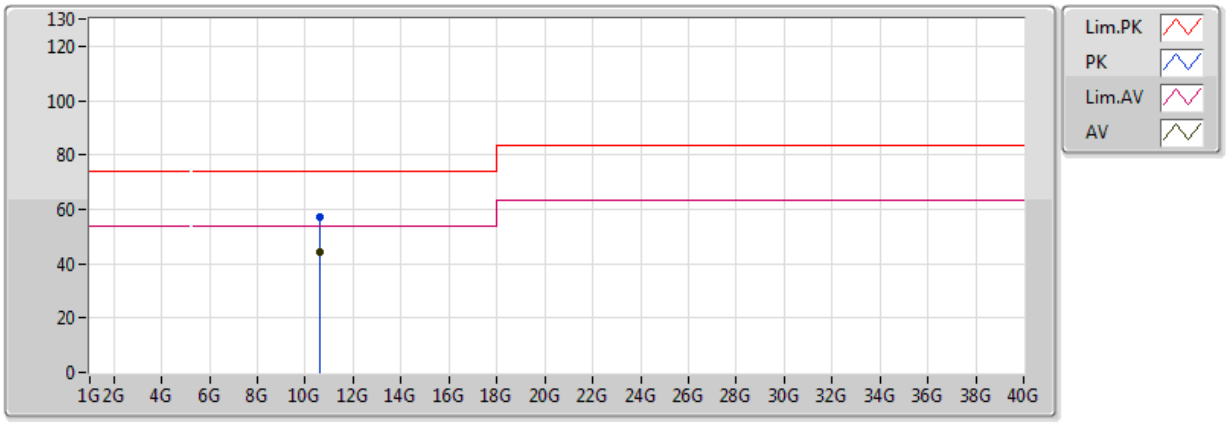

EUT =Y axis, ANT = X axis

Type	Freq	Level	Limit	Margin	Factor	Dist	Condition	Azimuth	Height	Comments	Raw	AF	CL	PA
	(Hz)	(dBuV/m)	(dBuV/m)	(dB)	(dB)	(m)		(°)	(m)		(dBuV)	(dB)	(dB)	(dB)
AV	10.6G	44.08	54.00	-9.92	13.05	3	Horizontal	3	1.61	-	31.03	39.84	8.04	34.83
PK	10.6G	57.32	74.00	-16.68	13.05	3	Horizontal	3	1.61	-	44.27	39.84	8.04	34.83

802.11ac VHT20_Nss1,(MCS0)_2TX

5320MHz_TX

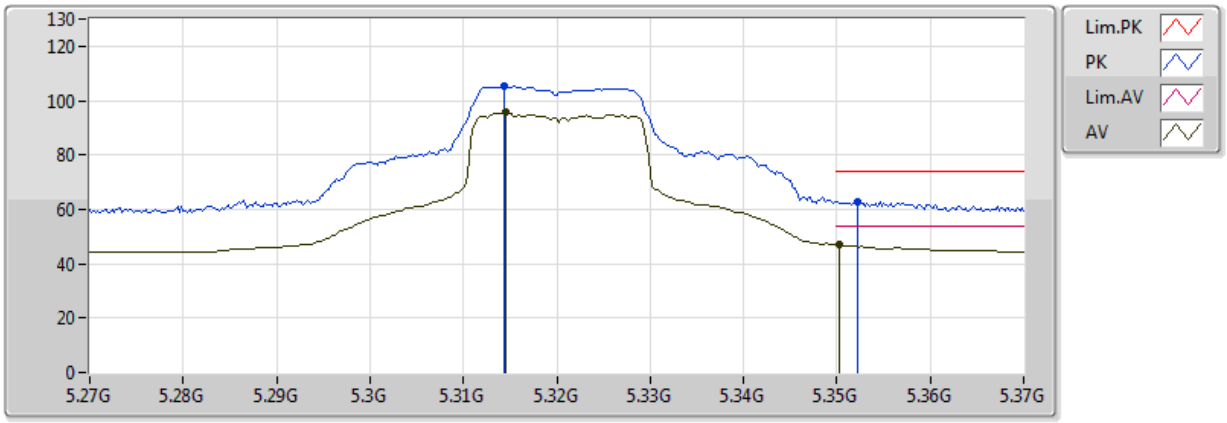

EUT =Y axis, ANT = X axis

Type	Freq	Level	Limit	Margin	Factor	Dist	Condition	Azimuth	Height	Comments	Raw	AF	CL	PA
	(Hz)	(dBuV/m)	(dBuV/m)	(dB)	(dB)	(m)		(°)	(m)		(dBuV)	(dB)	(dB)	(dB)
AV	5.3146G	95.74	Inf	-Inf	2.88	3	Vertical	289	1.50	-	92.86	31.73	5.64	34.49
AV	5.3502G	46.83	54.00	-7.17	2.90	3	Vertical	289	1.50	-	43.93	31.74	5.65	34.49
PK	5.3144G	105.44	Inf	-Inf	2.88	3	Vertical	289	1.50	-	102.56	31.73	5.64	34.49
PK	5.3522G	62.93	74.00	-11.07	2.90	3	Vertical	289	1.50	-	60.03	31.74	5.65	34.49

802.11ac VHT20_Nss1,(MCS0)_2TX

5320MHz_TX

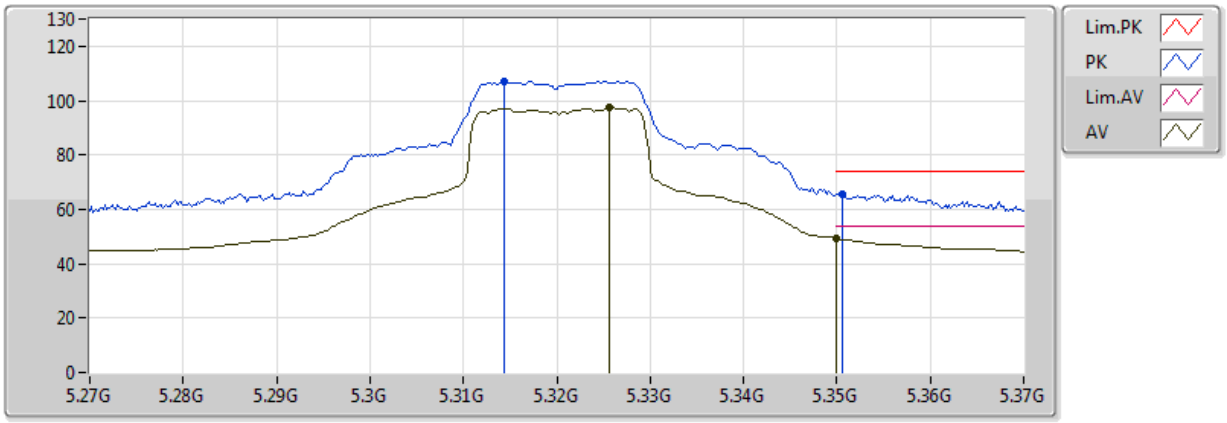

EUT =Y axis, ANT = X axis

Type	Freq	Level	Limit	Margin	Factor	Dist	Condition	Azimuth	Height	Comments	Raw	AF	CL	PA
	(Hz)	(dBuV/m)	(dBuV/m)	(dB)	(dB)	(m)		(°)	(m)		(dBuV)	(dB)	(dB)	(dB)
AV	5.3256G	97.50	Inf	-Inf	2.89	3	Horizontal	338	1.50	-	94.62	31.73	5.65	34.49
AV	5.350005G	49.21	54.00	-4.79	2.90	3	Horizontal	338	1.50	-	46.31	31.74	5.65	34.49
PK	5.3144G	106.90	Inf	-Inf	2.88	3	Horizontal	338	1.50	-	104.02	31.73	5.64	34.49
PK	5.3506G	65.69	74.00	-8.31	2.90	3	Horizontal	338	1.50	-	62.79	31.74	5.65	34.49

802.11ac VHT20_Nss1,(MCS0)_2TX

5320MHz_TX

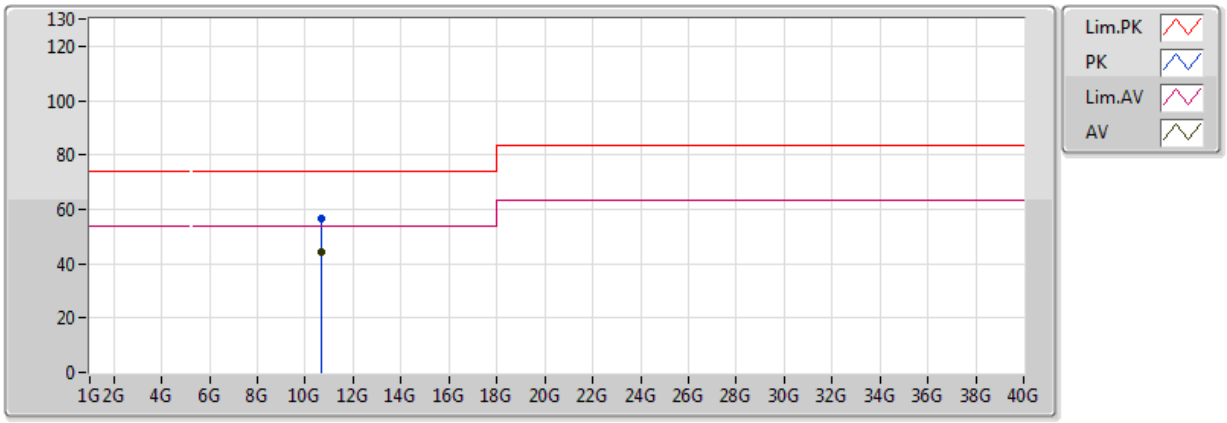

EUT =Y axis, ANT = X axis

Type	Freq	Level	Limit	Margin	Factor	Dist	Condition	Azimuth	Height	Comments	Raw	AF	CL	PA
	(Hz)	(dBuV/m)	(dBuV/m)	(dB)	(dB)	(m)		(°)	(m)		(dBuV)	(dB)	(dB)	(dB)
AV	10.64G	44.30	54.00	-9.70	13.15	3	Vertical	263	1.85	-	31.15	39.90	8.06	34.80
PK	10.64G	56.69	74.00	-17.31	13.15	3	Vertical	263	1.85	-	43.54	39.90	8.06	34.80

802.11ac VHT20_Nss1,(MCS0)_2TX

5320MHz_TX

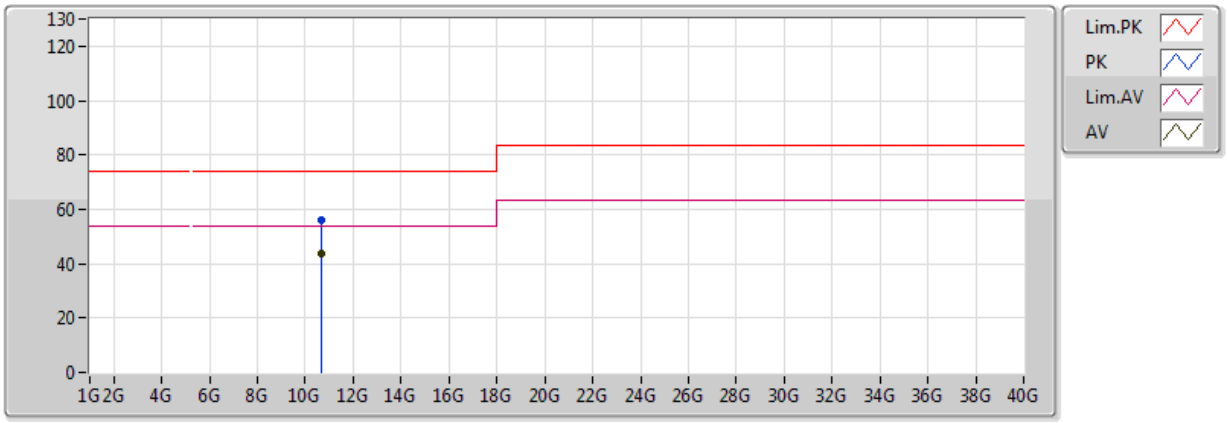

EUT =Y axis, ANT = X axis

Type	Freq	Level	Limit	Margin	Factor	Dist	Condition	Azimuth	Height	Comments	Raw	AF	CL	PA
	(Hz)	(dBuV/m)	(dBuV/m)	(dB)	(dB)	(m)		(°)	(m)		(dBuV)	(dB)	(dB)	(dB)
AV	10.64G	43.94	54.00	-10.06	13.15	3	Horizontal	24	1.08	-	30.79	39.90	8.06	34.80
PK	10.64G	56.20	74.00	-17.80	13.15	3	Horizontal	24	1.08	-	43.05	39.90	8.06	34.80

802.11ac VHT20_Nss1,(MCS0)_2TX

5500MHz_TX

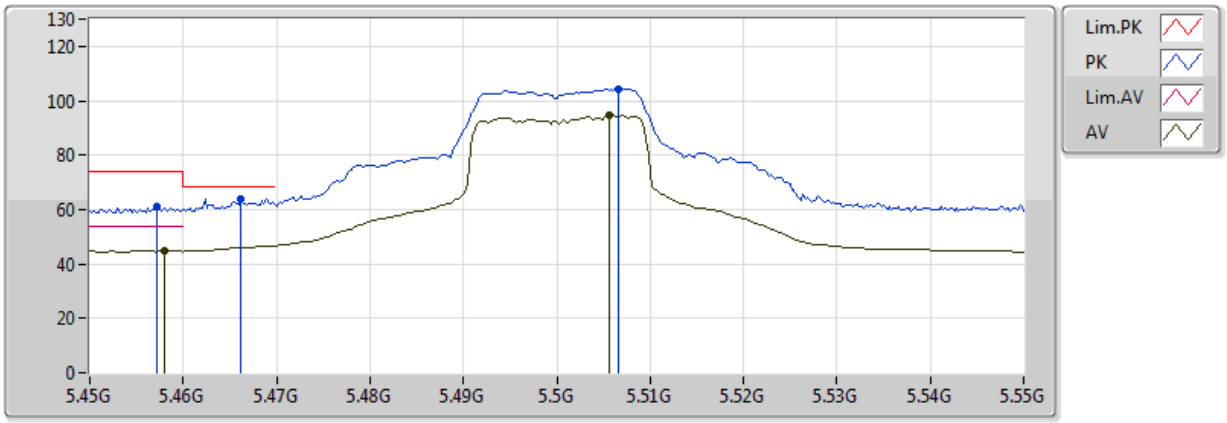

EUT =Y axis, ANT = X axis

Type	Freq	Level	Limit	Margin	Factor	Dist	Condition	Azimuth	Height	Comments	Raw	AF	CL	PA
	(Hz)	(dBuV/m)	(dBuV/m)	(dB)	(dB)	(m)		(°)	(m)		(dBuV)	(dB)	(dB)	(dB)
AV	5.458G	44.72	54.00	-9.28	2.96	3	Vertical	212	1.41	-	41.76	31.78	5.67	34.49
AV	5.5056G	94.71	Inf	-Inf	2.99	3	Vertical	212	1.41	-	91.72	31.81	5.67	34.49
PK	5.4572G	60.99	74.00	-13.01	2.96	3	Vertical	212	1.41	-	58.03	31.78	5.67	34.49
PK	5.4662G	63.71	68.20	-4.49	2.96	3	Vertical	212	1.41	-	60.75	31.79	5.67	34.49
PK	5.5066G	104.22	Inf	-Inf	2.99	3	Vertical	212	1.41	-	101.23	31.81	5.67	34.49

802.11ac VHT20_Nss1,(MCS0)_2TX

5500MHz_TX

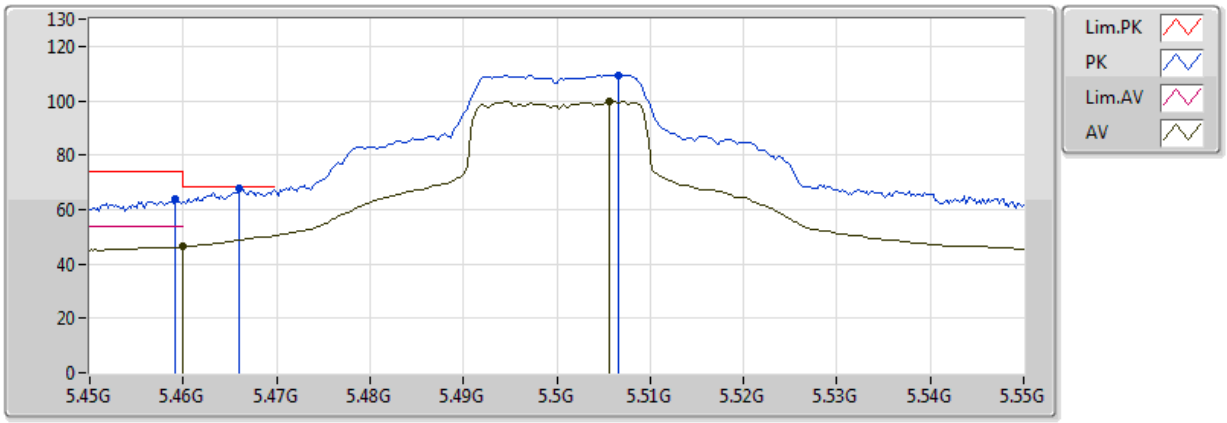

EUT =Y axis, ANT = X axis

Type	Freq	Level	Limit	Margin	Factor	Dist	Condition	Azimuth	Height	Comments	Raw	AF	CL	PA
	(Hz)	(dBuV/m)	(dBuV/m)	(dB)	(dB)	(m)		(°)	(m)		(dBuV)	(dB)	(dB)	(dB)
AV	5.46G	46.30	54.00	-7.70	2.96	3	Horizontal	6	1.83	-	43.34	31.78	5.67	34.49
AV	5.5056G	99.88	Inf	-Inf	2.99	3	Horizontal	6	1.83	-	96.89	31.81	5.67	34.49
PK	5.4592G	63.88	74.00	-10.12	2.96	3	Horizontal	6	1.83	-	60.92	31.78	5.67	34.49
PK	5.466G	67.63	68.20	-0.57	2.96	3	Horizontal	6	1.83	-	64.67	31.79	5.67	34.49
PK	5.5066G	109.27	Inf	-Inf	2.99	3	Horizontal	6	1.83	-	106.28	31.81	5.67	34.49

802.11ac VHT20_Nss1,(MCS0)_2TX

5500MHz_TX

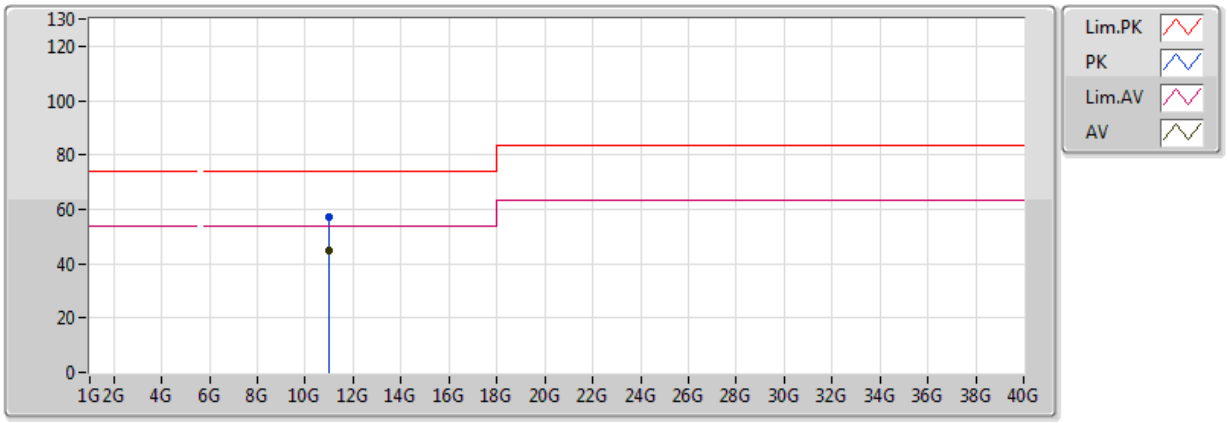

EUT =Y axis, ANT = X axis

Type	Freq	Level	Limit	Margin	Factor	Dist	Condition	Azimuth	Height	Comments	Raw	AF	CL	PA
	(Hz)	(dBuV/m)	(dBuV/m)	(dB)	(dB)	(m)		(°)	(m)		(dBuV)	(dB)	(dB)	(dB)
AV	11G	44.89	54.00	-9.11	14.08	3	Vertical	0	1.50	-	30.81	40.40	8.22	34.54
PK	11G	57.01	74.00	-16.99	14.08	3	Vertical	0	1.50	-	42.93	40.40	8.22	34.54

802.11ac VHT20_Nss1,(MCS0)_2TX

5500MHz_TX

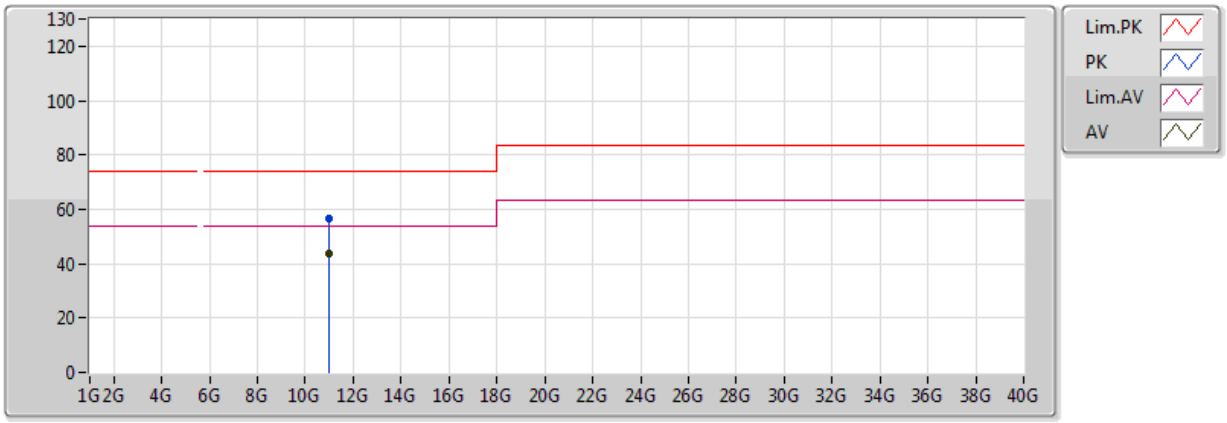

EUT =Y axis, ANT = X axis

Type	Freq	Level	Limit	Margin	Factor	Dist	Condition	Azimuth	Height	Comments	Raw	AF	CL	PA
	(Hz)	(dBuV/m)	(dBuV/m)	(dB)	(dB)	(m)		(°)	(m)		(dBuV)	(dB)	(dB)	(dB)
AV	11G	43.88	54.00	-10.12	14.08	3	Horizontal	70	1.10	-	29.80	40.40	8.22	34.54
PK	11G	56.55	74.00	-17.45	14.08	3	Horizontal	70	1.10	-	42.47	40.40	8.22	34.54

802.11ac VHT20_Nss1,(MCS0)_2TX

5580MHz_TX

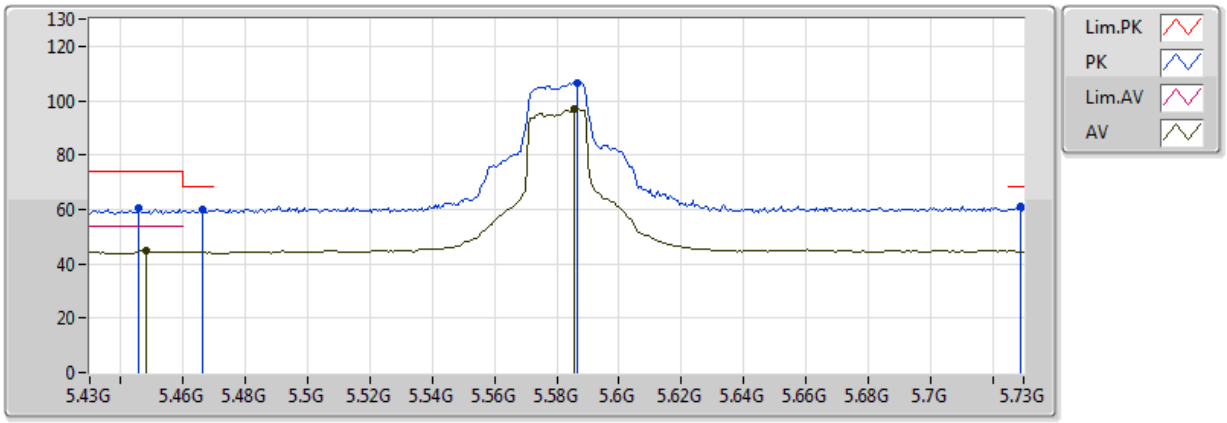

EUT =Y axis, ANT = X axis

Type	Freq	Level	Limit	Margin	Factor	Dist	Condition	Azimuth	Height	Comments	Raw	AF	CL	PA
	(Hz)	(dBuV/m)	(dBuV/m)	(dB)	(dB)	(m)		(°)	(m)		(dBuV)	(dB)	(dB)	(dB)
AV	5.448G	44.71	54.00	-9.29	2.95	3	Vertical	337	2.09	-	41.76	31.78	5.66	34.49
AV	5.5854G	97.12	Inf	-Inf	3.16	3	Vertical	337	2.09	-	93.96	31.94	5.73	34.51
PK	5.4456G	60.27	74.00	-13.73	2.95	3	Vertical	337	2.09	-	57.32	31.78	5.66	34.49
PK	5.466G	59.72	68.20	-8.48	2.96	3	Vertical	337	2.09	-	56.76	31.79	5.67	34.49
PK	5.5866G	106.56	Inf	-Inf	3.16	3	Vertical	337	2.09	-	103.40	31.94	5.73	34.51
PK	5.7288G	60.94	68.20	-7.26	3.45	3	Vertical	337	2.09	-	57.49	32.17	5.83	34.55

802.11ac VHT20_Nss1,(MCS0)_2TX

5580MHz_TX

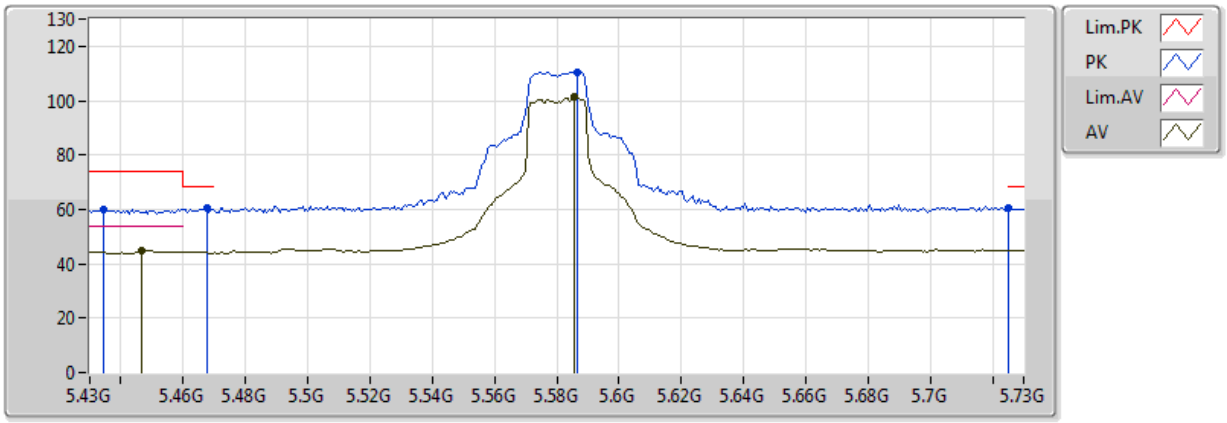

EUT =Y axis, ANT = X axis

Type	Freq	Level	Limit	Margin	Factor	Dist	Condition	Azimuth	Height	Comments	Raw	AF	CL	PA
	(Hz)	(dBuV/m)	(dBuV/m)	(dB)	(dB)	(m)		(°)	(m)		(dBuV)	(dB)	(dB)	(dB)
AV	5.4468G	44.79	54.00	-9.21	2.95	3	Horizontal	350	1.48	-	41.84	31.78	5.66	34.49
AV	5.5854G	101.15	Inf	-Inf	3.16	3	Horizontal	350	1.48	-	97.99	31.94	5.73	34.51
PK	5.4342G	60.12	74.00	-13.88	2.95	3	Horizontal	350	1.48	-	57.17	31.77	5.66	34.49
PK	5.4678G	60.35	68.20	-7.85	2.96	3	Horizontal	350	1.48	-	57.38	31.79	5.67	34.49
PK	5.5866G	110.53	Inf	-Inf	3.16	3	Horizontal	350	1.48	-	107.37	31.94	5.73	34.51
PK	5.7252G	60.42	68.20	-7.78	3.45	3	Horizontal	350	1.48	-	56.97	32.16	5.83	34.55

802.11ac VHT20_Nss1,(MCS0)_2TX

5580MHz_TX

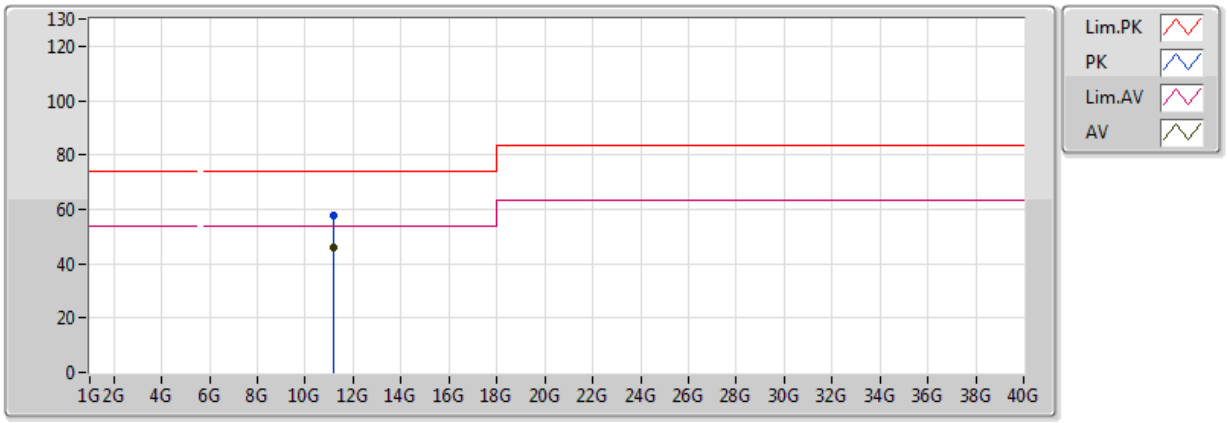

EUT =Y axis, ANT = X axis

Type	Freq	Level	Limit	Margin	Factor	Dist	Condition	Azimuth	Height	Comments	Raw	AF	CL	PA
	(Hz)	(dBuV/m)	(dBuV/m)	(dB)	(dB)	(m)		(°)	(m)		(dBuV)	(dB)	(dB)	(dB)
AV	11.16G	45.91	54.00	-8.09	13.86	3	Vertical	0	1.51	-	32.05	40.18	8.26	34.58
PK	11.16G	57.72	74.00	-16.28	13.86	3	Vertical	0	1.51	-	43.86	40.18	8.26	34.58

802.11ac VHT20_Nss1,(MCS0)_2TX

5580MHz_TX

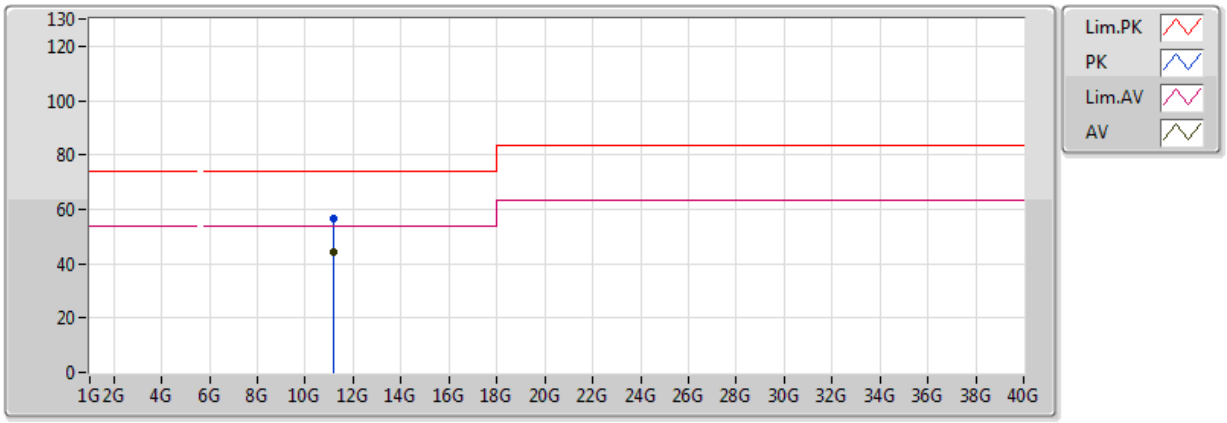

EUT =Y axis, ANT = X axis

Type	Freq	Level	Limit	Margin	Factor	Dist	Condition	Azimuth	Height	Comments	Raw	AF	CL	PA
	(Hz)	(dBuV/m)	(dBuV/m)	(dB)	(dB)	(m)		(°)	(m)		(dBuV)	(dB)	(dB)	(dB)
AV	11.16G	44.30	54.00	-9.70	13.86	3	Horizontal	336	2.29	-	30.44	40.18	8.26	34.58
PK	11.16G	56.42	74.00	-17.58	13.86	3	Horizontal	336	2.29	-	42.56	40.18	8.26	34.58

802.11ac VHT20_Nss1,(MCS0)_2TX

5700MHz_TX

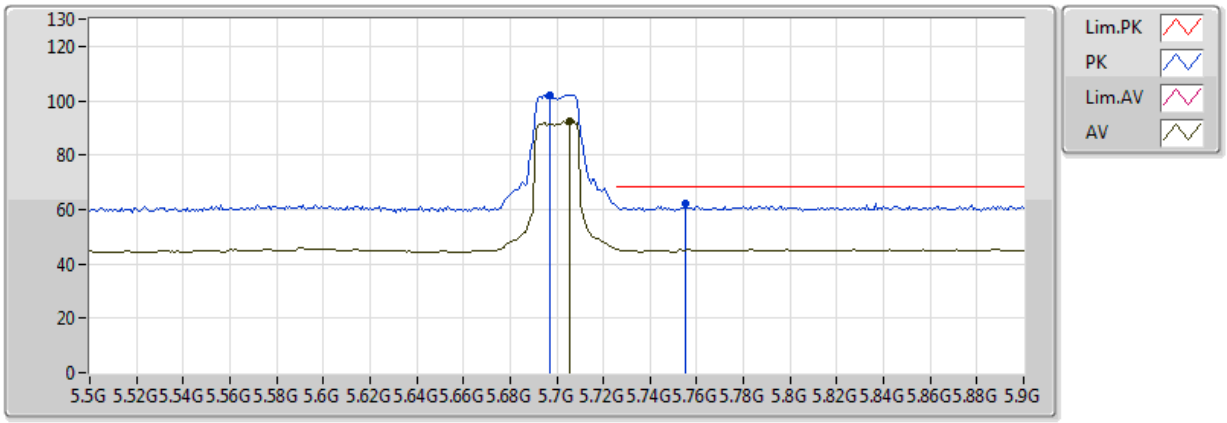

EUT =Y axis, ANT = X axis

Type	Freq	Level	Limit	Margin	Factor	Dist	Condition	Azimuth	Height	Comments	Raw	AF	CL	PA
	(Hz)	(dBuV/m)	(dBuV/m)	(dB)	(dB)	(m)		(°)	(m)		(dBuV)	(dB)	(dB)	(dB)
AV	5.7056G	92.54	Inf	-Inf	3.40	3	Vertical	275	3.54	-	89.14	32.13	5.81	34.54
PK	5.6968G	102.00	Inf	-Inf	3.38	3	Vertical	275	3.54	-	98.62	32.11	5.81	34.54
PK	5.7552G	62.15	68.20	-6.05	3.51	3	Vertical	275	3.54	-	58.64	32.21	5.85	34.55

802.11ac VHT20_Nss1,(MCS0)_2TX

5700MHz_TX

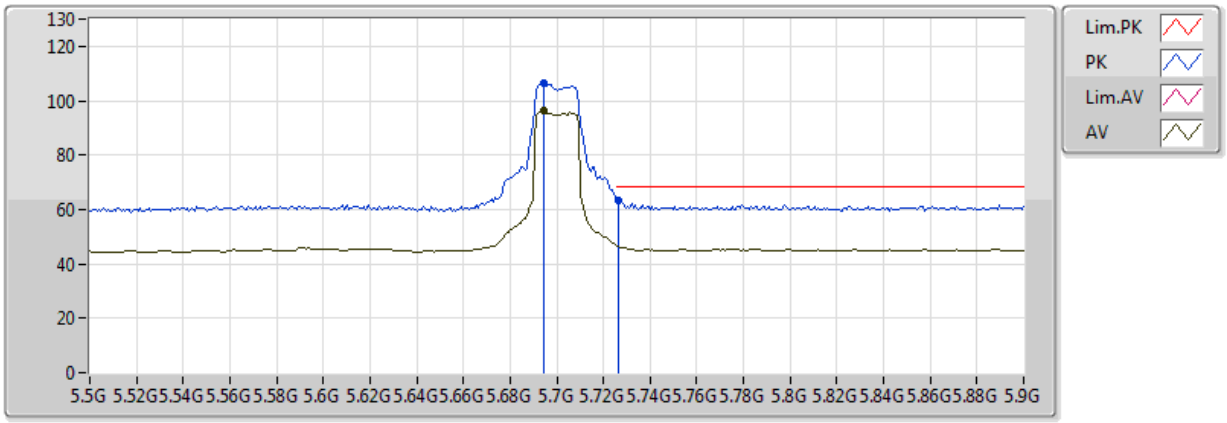

EUT =Y axis, ANT = X axis

Type	Freq	Level	Limit	Margin	Factor	Dist	Condition	Azimuth	Height	Comments	Raw	AF	CL	PA
	(Hz)	(dBuV/m)	(dBuV/m)	(dB)	(dB)	(m)		(°)	(m)		(dBuV)	(dB)	(dB)	(dB)
AV	5.6944G	96.34	Inf	-Inf	3.38	3	Horizontal	351	1.85	-	92.96	32.11	5.81	34.54
PK	5.6944G	106.34	Inf	-Inf	3.38	3	Horizontal	351	1.85	-	102.96	32.11	5.81	34.54
PK	5.7264G	63.42	68.20	-4.78	3.45	3	Horizontal	351	1.85	-	59.97	32.16	5.83	34.55

802.11ac VHT20_Nss1,(MCS0)_2TX

5700MHz_TX

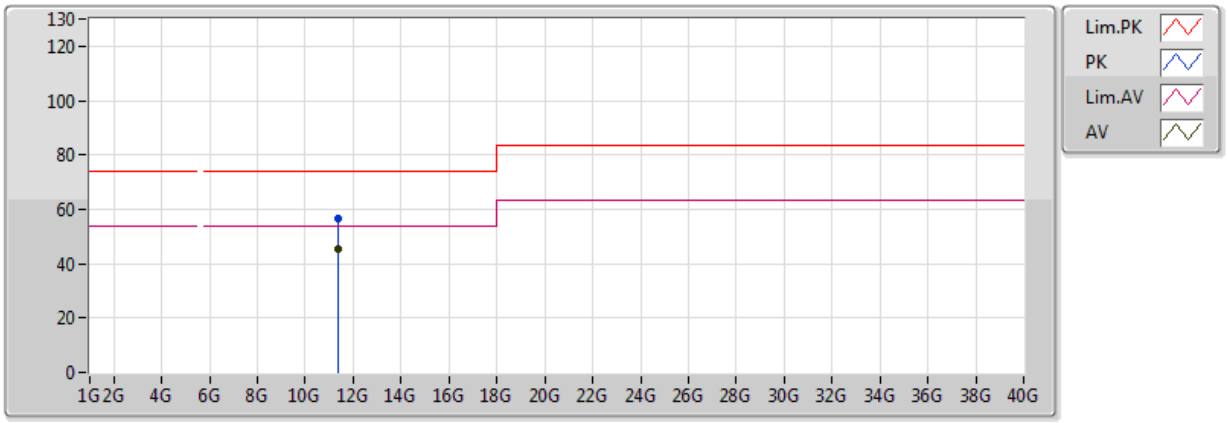

EUT =Y axis, ANT = X axis

Type	Freq	Level	Limit	Margin	Factor	Dist	Condition	Azimuth	Height	Comments	Raw	AF	CL	PA
	(Hz)	(dBuV/m)	(dBuV/m)	(dB)	(dB)	(m)		(°)	(m)		(dBuV)	(dB)	(dB)	(dB)
AV	11.4G	45.14	54.00	-8.86	13.53	3	Vertical	0	1.63	-	31.61	39.84	8.33	34.64
PK	11.4G	56.69	74.00	-17.31	13.53	3	Vertical	0	1.63	-	43.16	39.84	8.33	34.64

802.11ac VHT20_Nss1,(MCS0)_2TX

5700MHz_TX

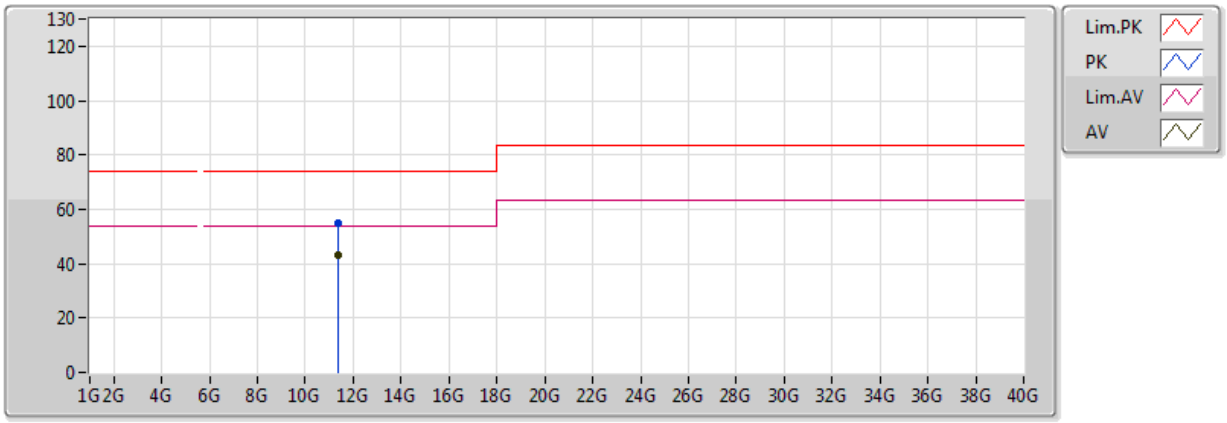

EUT =Y axis, ANT = X axis

Type	Freq	Level	Limit	Margin	Factor	Dist	Condition	Azimuth	Height	Comments	Raw	AF	CL	PA
	(Hz)	(dBuV/m)	(dBuV/m)	(dB)	(dB)	(m)		(°)	(m)		(dBuV)	(dB)	(dB)	(dB)
AV	11.4G	42.89	54.00	-11.11	13.53	3	Horizontal	286	2.45	-	29.36	39.84	8.33	34.64
PK	11.4G	54.85	74.00	-19.15	13.53	3	Horizontal	286	2.45	-	41.32	39.84	8.33	34.64

802.11ac VHT20_Nss1,(MCS0)_2TX

5745MHz_TX

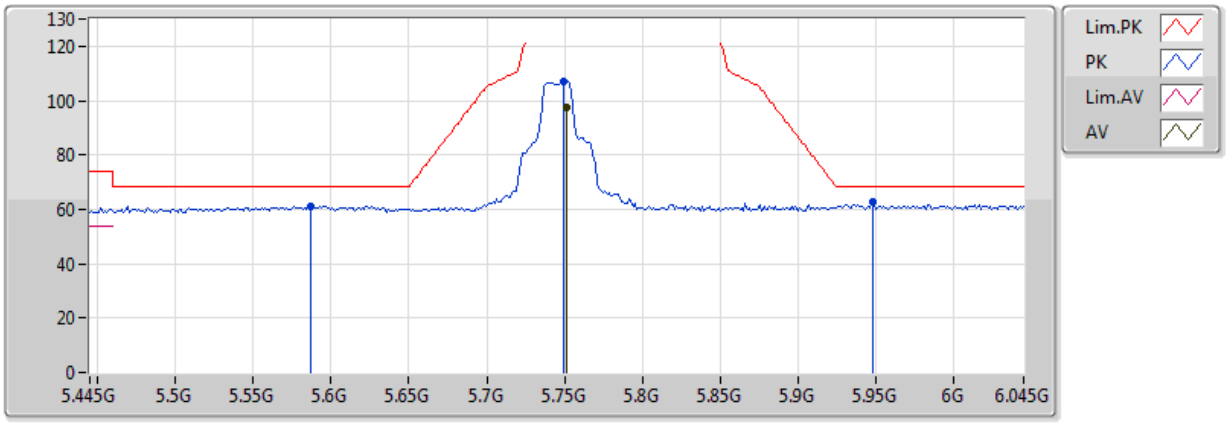

EUT =Y axis, ANT = X axis

Type	Freq	Level	Limit	Margin	Factor	Dist	Condition	Azimuth	Height	Comments	Raw	AF	CL	PA
	(Hz)	(dBuV/m)	(dBuV/m)	(dB)	(dB)	(m)		(°)	(m)		(dBuV)	(dB)	(dB)	(dB)
AV	5.751G	97.52	Inf	-Inf	3.50	3	Vertical	347	1.42	-	94.02	32.20	5.85	34.55
PK	5.5866G	61.27	68.20	-6.93	3.16	3	Vertical	347	1.42	-	58.11	31.94	5.73	34.51
PK	5.7498G	106.93	Inf	-Inf	3.50	3	Vertical	347	1.42	-	103.43	32.20	5.85	34.55
PK	5.9478G	62.88	68.20	-5.32	3.91	3	Vertical	347	1.42	-	58.96	32.52	5.99	34.60

802.11ac VHT20_Nss1,(MCS0)_2TX

5745MHz_TX

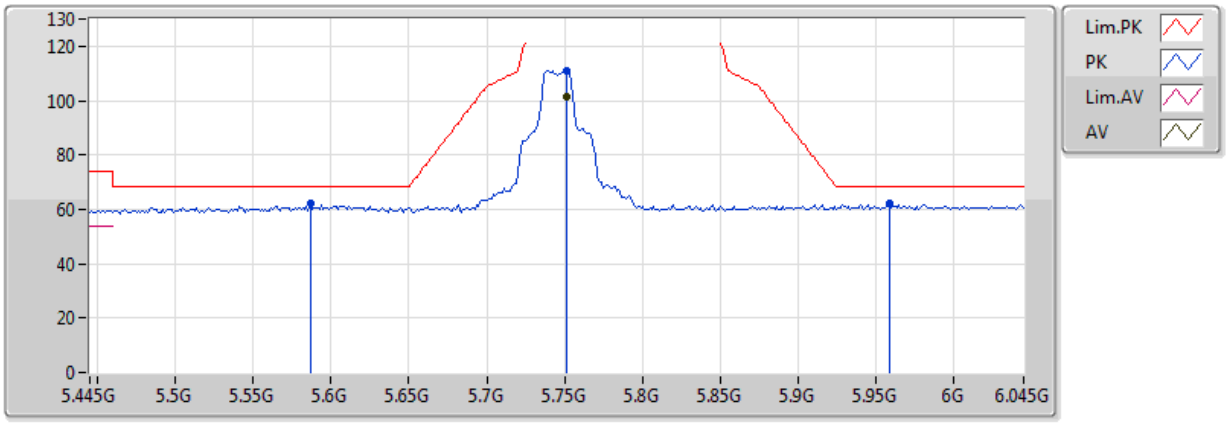

EUT =Y axis, ANT = X axis

Type	Freq	Level	Limit	Margin	Factor	Dist	Condition	Azimuth	Height	Comments	Raw	AF	CL	PA
	(Hz)	(dBuV/m)	(dBuV/m)	(dB)	(dB)	(m)		(°)	(m)		(dBuV)	(dB)	(dB)	(dB)
AV	5.751G	101.42	Inf	-Inf	3.50	3	Horizontal	10	1.05	-	97.92	32.20	5.85	34.55
PK	5.5866G	62.03	68.20	-6.17	3.16	3	Horizontal	10	1.05	-	58.87	31.94	5.73	34.51
PK	5.751G	110.91	Inf	-Inf	3.50	3	Horizontal	10	1.05	-	107.41	32.20	5.85	34.55
PK	5.9586G	62.05	68.20	-6.15	3.93	3	Horizontal	10	1.05	-	58.12	32.53	6.00	34.60

802.11ac VHT20_Nss1,(MCS0)_2TX

5745MHz_TX

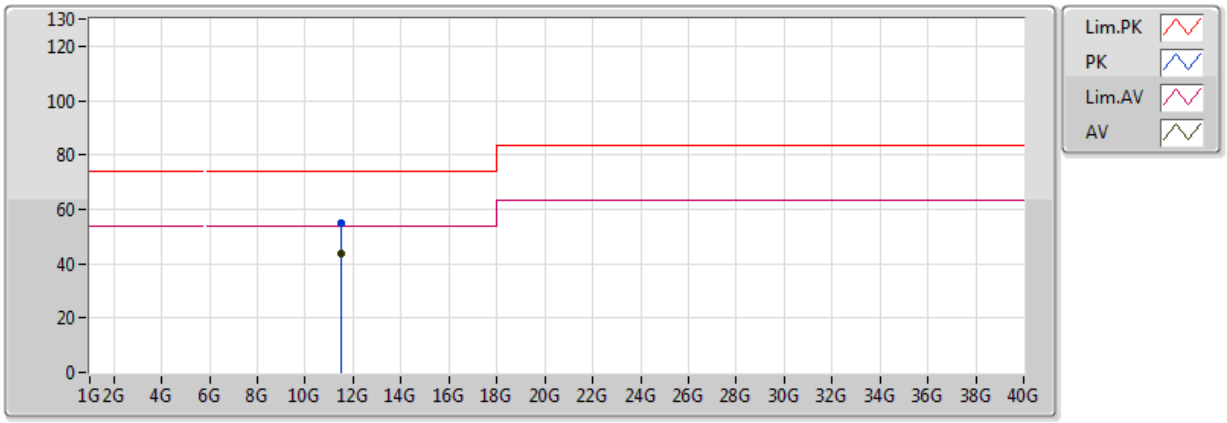

EUT =Y axis, ANT = X axis

Type	Freq	Level	Limit	Margin	Factor	Dist	Condition	Azimuth	Height	Comments	Raw	AF	CL	PA
	(Hz)	(dBuV/m)	(dBuV/m)	(dB)	(dB)	(m)		(°)	(m)		(dBuV)	(dB)	(dB)	(dB)
AV	11.49G	43.83	54.00	-10.17	13.41	3	Vertical	4	1.51	-	30.42	39.71	8.35	34.66
PK	11.49G	55.18	74.00	-18.82	13.41	3	Vertical	4	1.51	-	41.77	39.71	8.35	34.66

802.11ac VHT20_Nss1,(MCS0)_2TX

5745MHz_TX

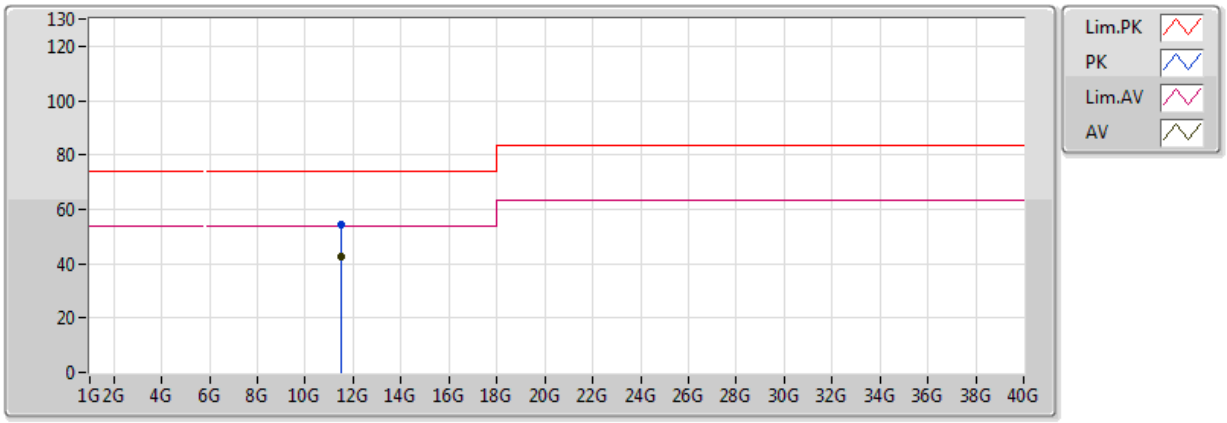

EUT =Y axis, ANT = X axis

Type	Freq	Level	Limit	Margin	Factor	Dist	Condition	Azimuth	Height	Comments	Raw	AF	CL	PA
	(Hz)	(dBuV/m)	(dBuV/m)	(dB)	(dB)	(m)		(°)	(m)		(dBuV)	(dB)	(dB)	(dB)
AV	11.49G	42.42	54.00	-11.58	13.41	3	Horizontal	137	1.98	-	29.01	39.71	8.35	34.66
PK	11.49G	54.59	74.00	-19.41	13.41	3	Horizontal	137	1.98	-	41.18	39.71	8.35	34.66

802.11ac VHT20_Nss1,(MCS0)_2TX

5785MHz_TX

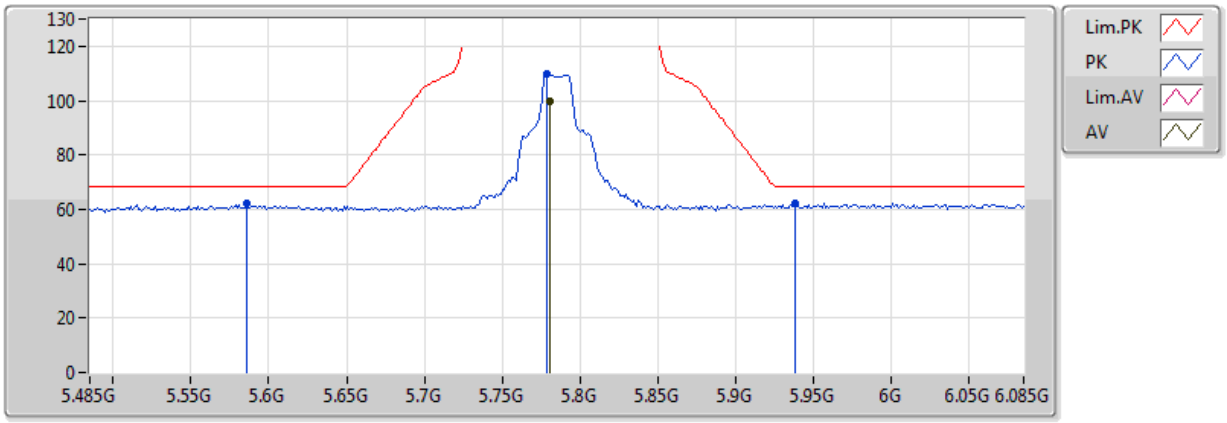

EUT =Y axis, ANT = X axis

Type	Freq	Level	Limit	Margin	Factor	Dist	Condition	Azimuth	Height	Comments	Raw	AF	CL	PA
	(Hz)	(dBuV/m)	(dBuV/m)	(dB)	(dB)	(m)		(°)	(m)		(dBuV)	(dB)	(dB)	(dB)
AV	5.7802G	99.91	Inf	-Inf	3.57	3	Vertical	63	1.51	-	96.35	32.25	5.87	34.56
PK	5.5858G	62.01	68.20	-6.19	3.16	3	Vertical	63	1.51	-	58.85	31.94	5.73	34.51
PK	5.779G	109.58	Inf	-Inf	3.56	3	Vertical	63	1.51	-	106.01	32.25	5.87	34.56
PK	5.9386G	62.42	68.20	-5.78	3.89	3	Vertical	63	1.51	-	58.53	32.50	5.99	34.60

802.11ac VHT20_Nss1,(MCS0)_2TX

5785MHz_TX

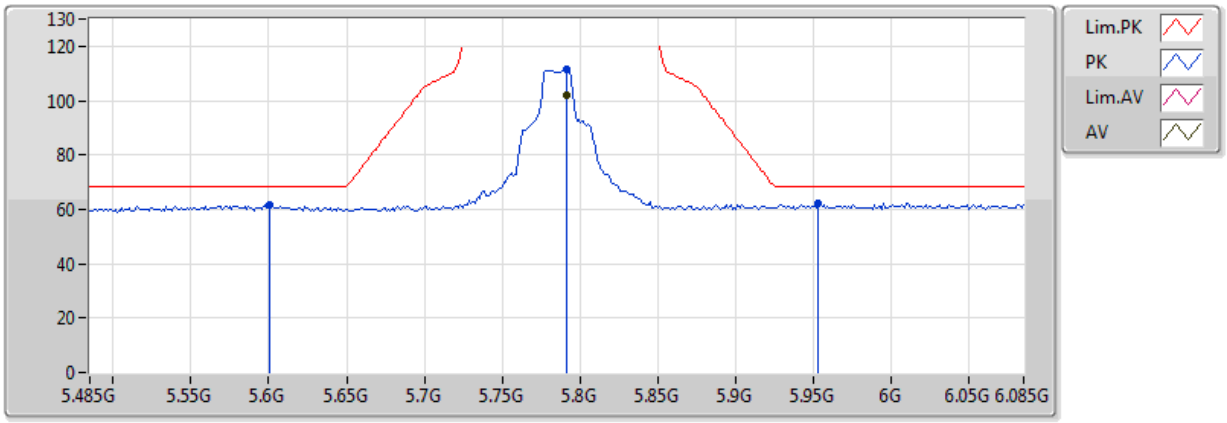

EUT =Y axis, ANT = X axis

Type	Freq	Level	Limit	Margin	Factor	Dist	Condition	Azimuth	Height	Comments	Raw	AF	CL	PA
	(Hz)	(dBuV/m)	(dBuV/m)	(dB)	(dB)	(m)		(°)	(m)		(dBuV)	(dB)	(dB)	(dB)
AV	5.791G	101.76	Inf	-Inf	3.59	3	Horizontal	51	1.18	-	98.17	32.27	5.88	34.56
PK	5.6002G	61.56	68.20	-6.64	3.19	3	Horizontal	51	1.18	-	58.37	31.96	5.74	34.51
PK	5.791G	111.51	Inf	-Inf	3.59	3	Horizontal	51	1.18	-	107.92	32.27	5.88	34.56
PK	5.953G	62.08	68.20	-6.12	3.92	3	Horizontal	51	1.18	-	58.16	32.52	6.00	34.60

802.11ac VHT20_Nss1,(MCS0)_2TX

5785MHz_TX

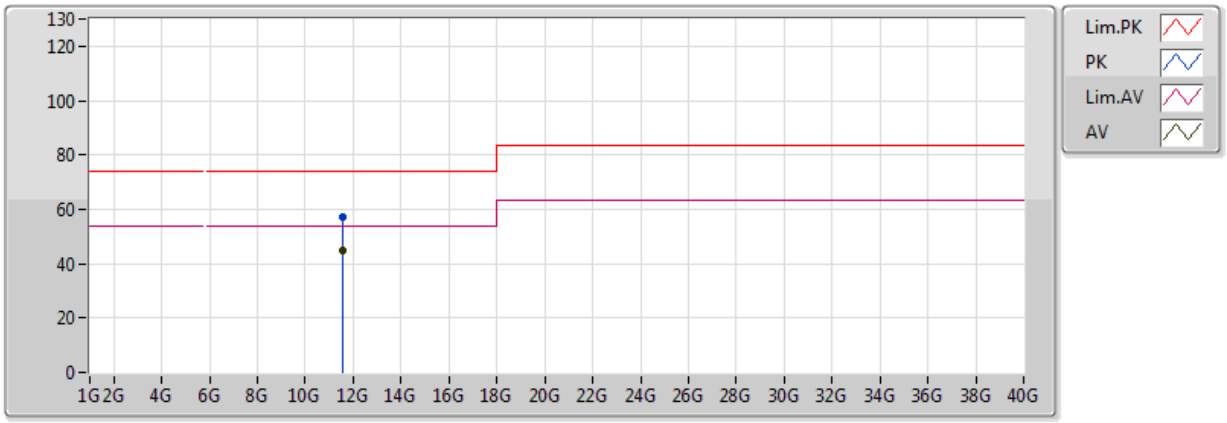

EUT =Y axis, ANT = X axis

Type	Freq	Level	Limit	Margin	Factor	Dist	Condition	Azimuth	Height	Comments	Raw	AF	CL	PA
	(Hz)	(dBuV/m)	(dBuV/m)	(dB)	(dB)	(m)		(°)	(m)		(dBuV)	(dB)	(dB)	(dB)
AV	11.57G	44.62	54.00	-9.38	13.30	3	Vertical	357	1.50	-	31.32	39.60	8.37	34.68
PK	11.57G	57.30	74.00	-16.70	13.30	3	Vertical	357	1.50	-	44.00	39.60	8.37	34.68

802.11ac VHT20_Nss1,(MCS0)_2TX

5785MHz_TX

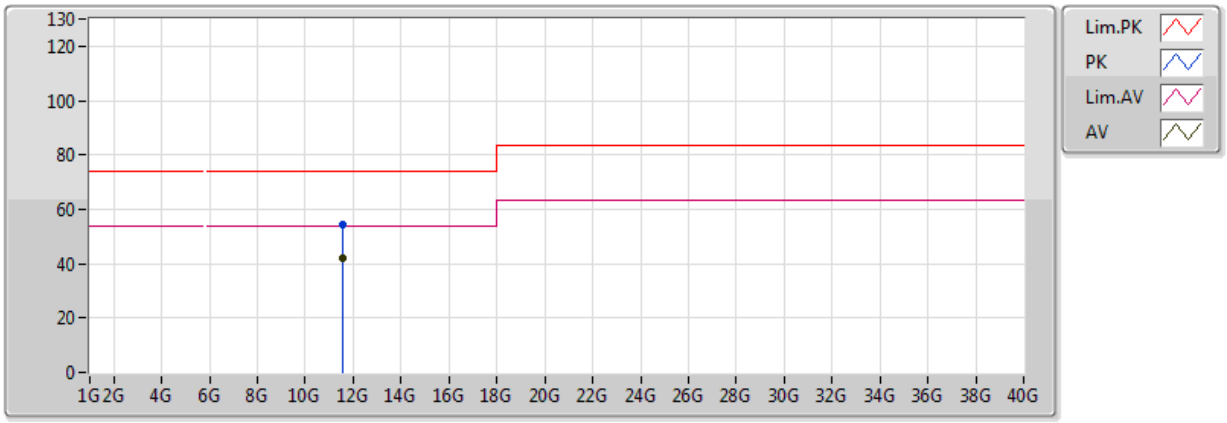

EUT =Y axis, ANT = X axis

Type	Freq	Level	Limit	Margin	Factor	Dist	Condition	Azimuth	Height	Comments	Raw	AF	CL	PA
	(Hz)	(dBuV/m)	(dBuV/m)	(dB)	(dB)	(m)		(°)	(m)		(dBuV)	(dB)	(dB)	(dB)
AV	11.57G	42.19	54.00	-11.81	13.30	3	Horizontal	328	2.14	-	28.89	39.60	8.37	34.68
PK	11.57G	54.58	74.00	-19.42	13.30	3	Horizontal	328	2.14	-	41.28	39.60	8.37	34.68

802.11ac VHT20_Nss1,(MCS0)_2TX

5825MHz_TX

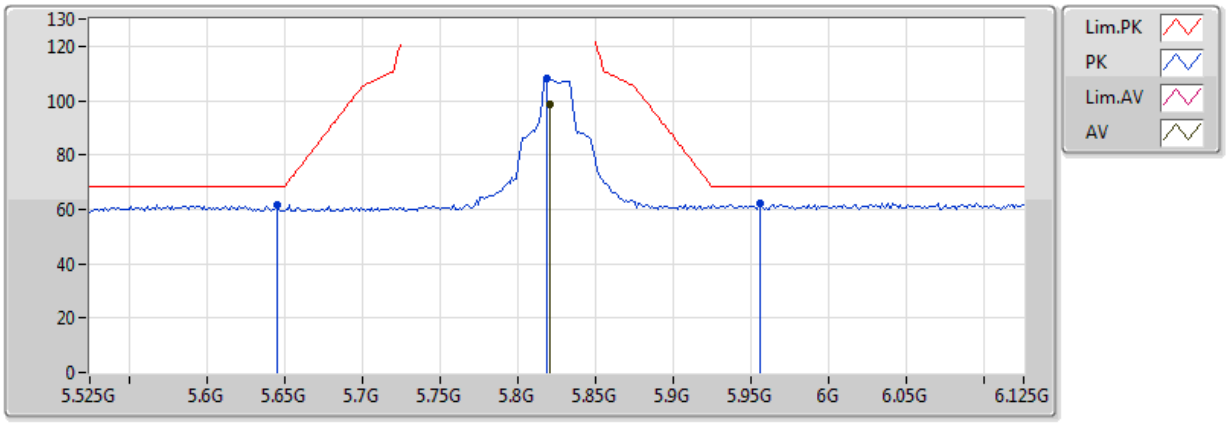

EUT =Y axis, ANT = X axis

Type	Freq	Level	Limit	Margin	Factor	Dist	Condition	Azimuth	Height	Comments	Raw	AF	CL	PA
	(Hz)	(dBuV/m)	(dBuV/m)	(dB)	(dB)	(m)		(°)	(m)		(dBuV)	(dB)	(dB)	(dB)
AV	5.8202G	98.73	Inf	-Inf	3.65	3	Vertical	63	1.63	-	95.08	32.31	5.90	34.57
PK	5.645G	61.61	68.20	-6.59	3.28	3	Vertical	63	1.63	-	58.33	32.03	5.77	34.52
PK	5.819G	108.33	Inf	-Inf	3.65	3	Vertical	63	1.63	-	104.68	32.31	5.90	34.57
PK	5.9558G	62.34	68.20	-5.86	3.93	3	Vertical	63	1.63	-	58.41	32.53	6.00	34.60

802.11ac VHT20_Nss1,(MCS0)_2TX

5825MHz_TX

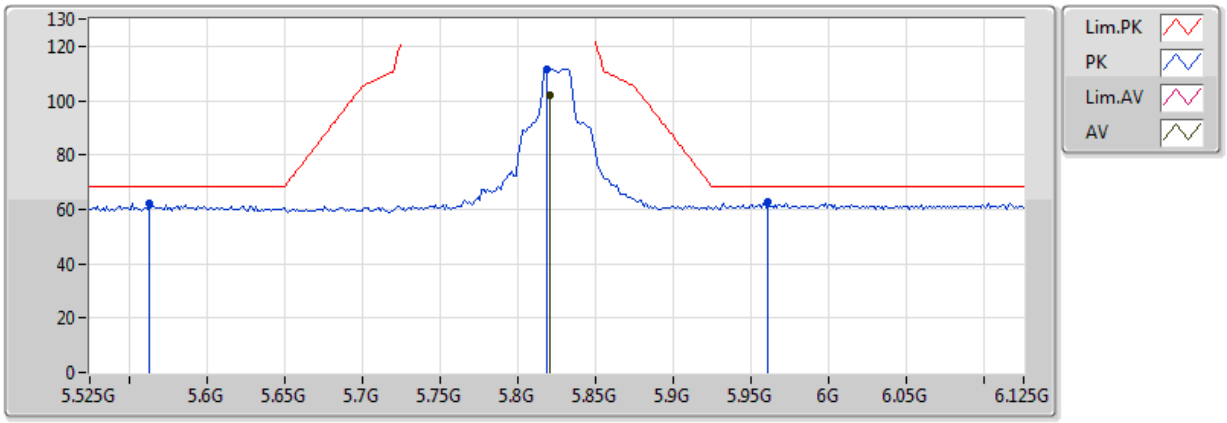

EUT =Y axis, ANT = X axis

Type	Freq	Level	Limit	Margin	Factor	Dist	Condition	Azimuth	Height	Comments	Raw	AF	CL	PA
	(Hz)	(dBuV/m)	(dBuV/m)	(dB)	(dB)	(m)		(°)	(m)		(dBuV)	(dB)	(dB)	(dB)
AV	5.8202G	102.05	Inf	-Inf	3.65	3	Horizontal	52	1.04	-	98.40	32.31	5.90	34.57
PK	5.5634G	62.14	68.20	-6.06	3.11	3	Horizontal	52	1.04	-	59.03	31.90	5.71	34.50
PK	5.819G	111.71	Inf	-Inf	3.65	3	Horizontal	52	1.04	-	108.06	32.31	5.90	34.57
PK	5.9606G	62.66	68.20	-5.54	3.94	3	Horizontal	52	1.04	-	58.73	32.54	6.00	34.60

802.11ac VHT20_Nss1,(MCS0)_2TX

5825MHz_TX

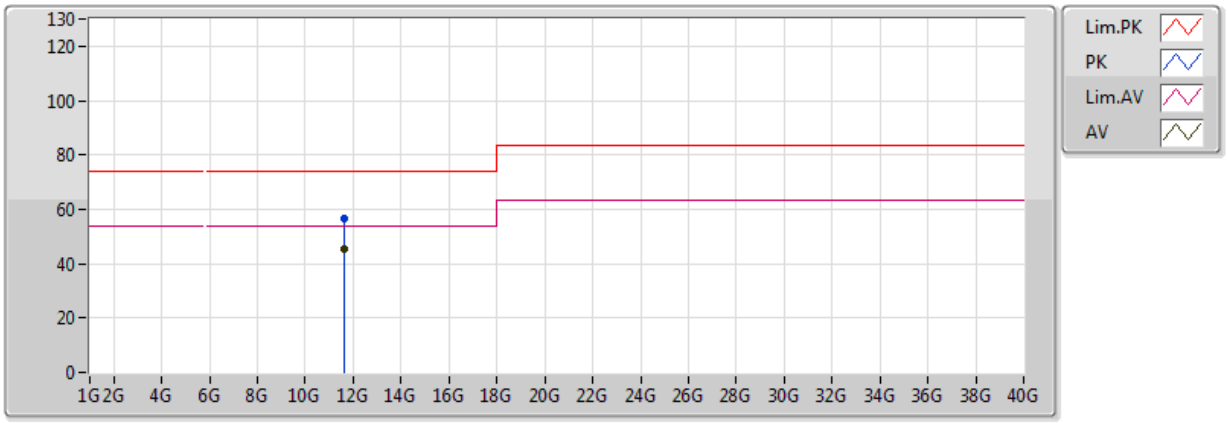

EUT =Y axis, ANT = X axis

Type	Freq	Level	Limit	Margin	Factor	Dist	Condition	Azimuth	Height	Comments	Raw	AF	CL	PA
	(Hz)	(dBuV/m)	(dBuV/m)	(dB)	(dB)	(m)		(°)	(m)		(dBuV)	(dB)	(dB)	(dB)
AV	11.65G	45.40	54.00	-8.60	13.19	3	Vertical	348	1.49	-	32.21	39.49	8.40	34.70
PK	11.65G	56.64	74.00	-17.36	13.19	3	Vertical	348	1.49	-	43.45	39.49	8.40	34.70

802.11ac VHT20_Nss1,(MCS0)_2TX

5825MHz_TX

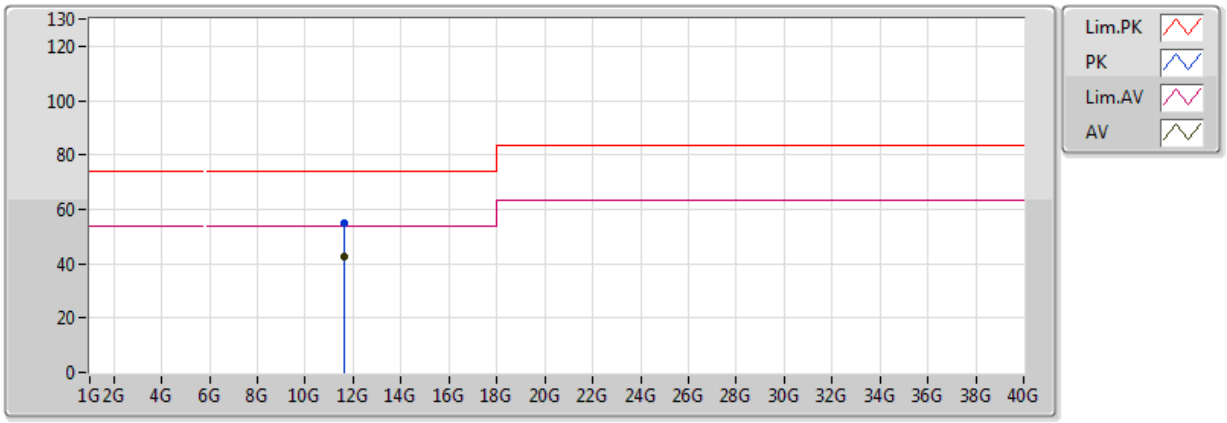

EUT =Y axis, ANT = X axis

Type	Freq	Level	Limit	Margin	Factor	Dist	Condition	Azimuth	Height	Comments	Raw	AF	CL	PA
	(Hz)	(dBuV/m)	(dBuV/m)	(dB)	(dB)	(m)		(°)	(m)		(dBuV)	(dB)	(dB)	(dB)
AV	11.65G	42.60	54.00	-11.40	13.19	3	Horizontal	29	2.01	-	29.41	39.49	8.40	34.70
PK	11.65G	54.65	74.00	-19.35	13.19	3	Horizontal	29	2.01	-	41.46	39.49	8.40	34.70

802.11ac VHT40_Nss1,(MCS0)_2TX

5190MHz_TX

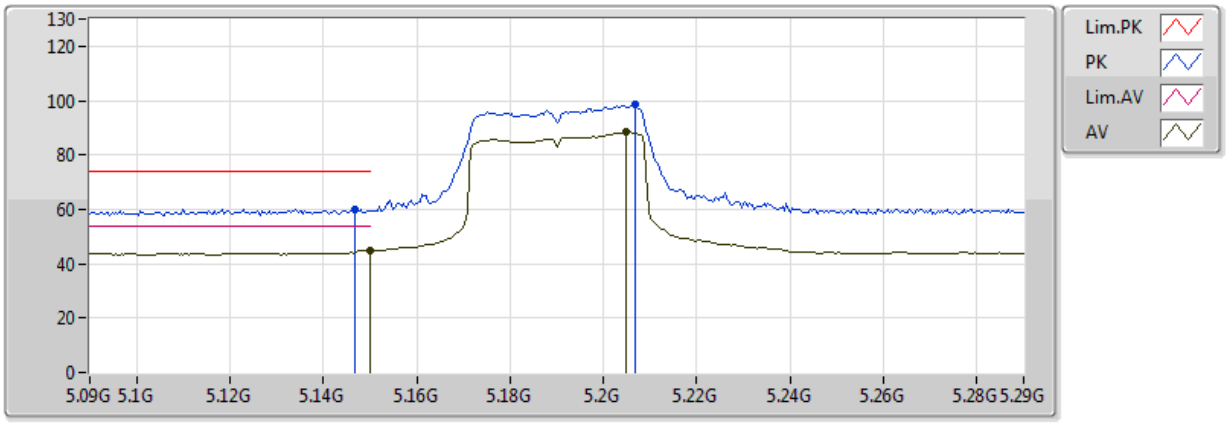

EUT =Y axis, ANT = X axis

Type	Freq	Level	Limit	Margin	Factor	Dist	Condition	Azimuth	Height	Comments	Raw	AF	CL	PA
	(Hz)	(dBuV/m)	(dBuV/m)	(dB)	(dB)	(m)		(°)	(m)		(dBuV)	(dB)	(dB)	(dB)
AV	5.149995G	44.76	54.00	-9.24	2.80	3	Vertical	67	1.19	-	41.96	31.66	5.62	34.48
AV	5.2048G	88.32	Inf	-Inf	2.83	3	Vertical	67	1.19	-	85.49	31.68	5.63	34.48
PK	5.1468G	60.00	74.00	-14.00	2.80	3	Vertical	67	1.19	-	57.21	31.66	5.62	34.48
PK	5.2068G	98.41	Inf	-Inf	2.83	3	Vertical	67	1.19	-	95.58	31.68	5.63	34.48

802.11ac VHT40_Nss1,(MCS0)_2TX

5190MHz_TX

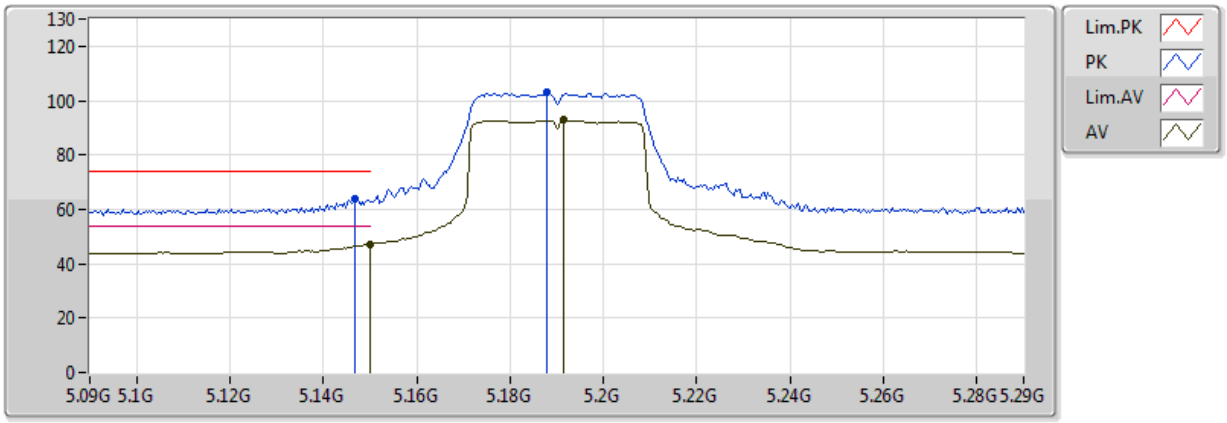

EUT =Y axis, ANT = X axis

Type	Freq	Level	Limit	Margin	Factor	Dist	Condition	Azimuth	Height	Comments	Raw	AF	CL	PA
	(Hz)	(dBuV/m)	(dBuV/m)	(dB)	(dB)	(m)		(°)	(m)		(dBuV)	(dB)	(dB)	(dB)
AV	5.149995G	47.14	54.00	-6.86	2.80	3	Horizontal	18	1.04	-	44.34	31.66	5.62	34.48
AV	5.1916G	92.85	Inf	-Inf	2.82	3	Horizontal	18	1.04	-	90.02	31.68	5.63	34.48
PK	5.1468G	63.73	74.00	-10.27	2.80	3	Horizontal	18	1.04	-	60.93	31.66	5.62	34.48
PK	5.188G	103.17	Inf	-Inf	2.82	3	Horizontal	18	1.04	-	100.35	31.68	5.63	34.48

802.11ac VHT40_Nss1,(MCS0)_2TX

5190MHz_TX

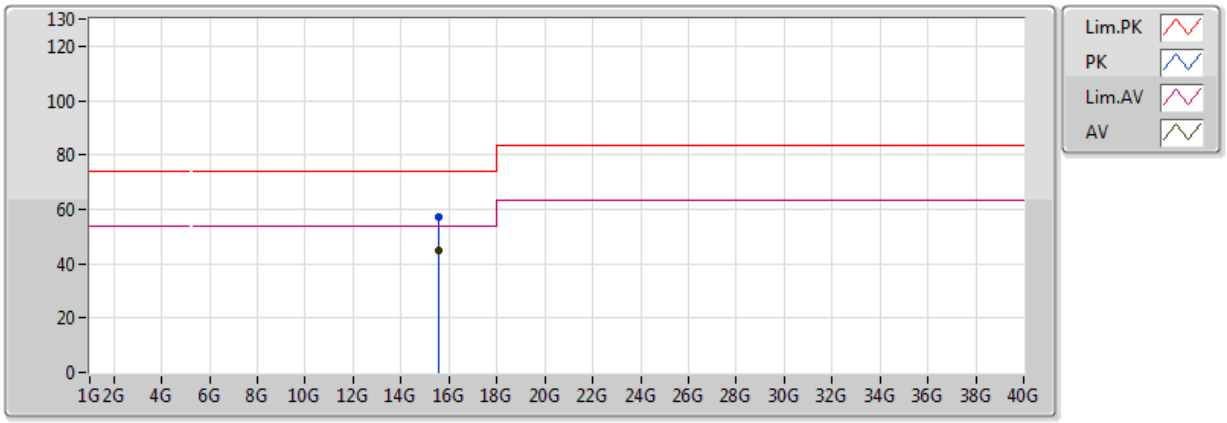

EUT =Y axis, ANT = X axis

Type	Freq	Level	Limit	Margin	Factor	Dist	Condition	Azimuth	Height	Comments	Raw	AF	CL	PA
	(Hz)	(dBuV/m)	(dBuV/m)	(dB)	(dB)	(m)		(°)	(m)		(dBuV)	(dB)	(dB)	(dB)
AV	15.57G	45.10	54.00	-8.90	13.98	3	Vertical	94	1.24	-	31.12	38.73	9.96	34.72
PK	15.57G	57.41	74.00	-16.59	13.98	3	Vertical	94	1.24	-	43.43	38.73	9.96	34.72

802.11ac VHT40_Nss1,(MCS0)_2TX

5190MHz_TX

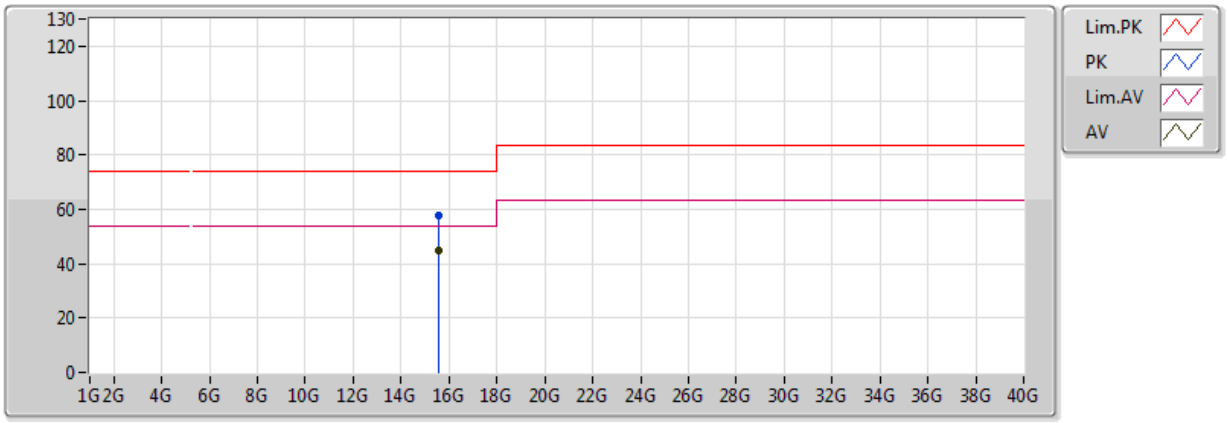

EUT =Y axis, ANT = X axis

Type	Freq	Level	Limit	Margin	Factor	Dist	Condition	Azimuth	Height	Comments	Raw	AF	CL	PA
	(Hz)	(dBuV/m)	(dBuV/m)	(dB)	(dB)	(m)		(°)	(m)		(dBuV)	(dB)	(dB)	(dB)
AV	15.57G	44.97	54.00	-9.03	13.98	3	Horizontal	133	1.46	-	30.99	38.73	9.96	34.72
PK	15.57G	57.69	74.00	-16.31	13.98	3	Horizontal	133	1.46	-	43.71	38.73	9.96	34.72

802.11ac VHT40_Nss1,(MCS0)_2TX

5230MHz_TX

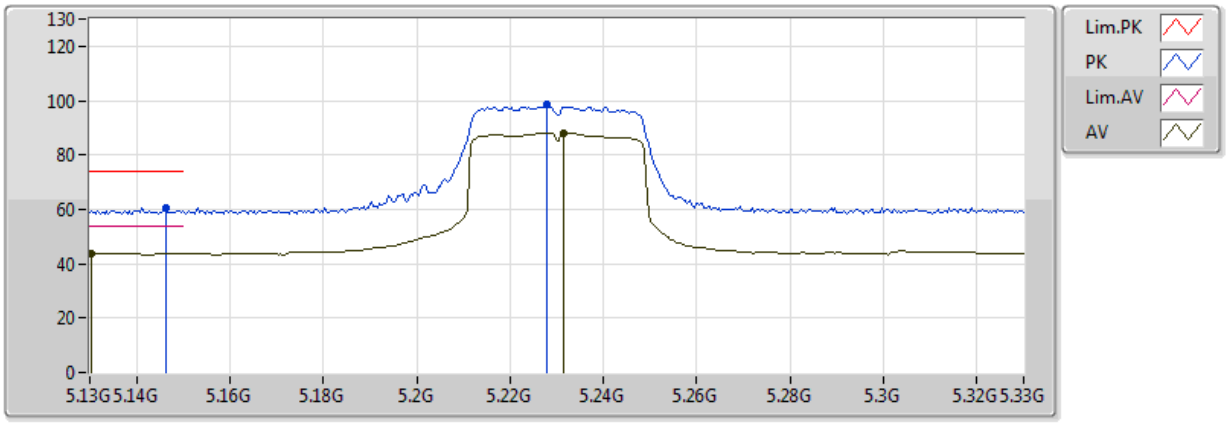

EUT =Y axis, ANT = X axis

Type	Freq	Level	Limit	Margin	Factor	Dist	Condition	Azimuth	Height	Comments	Raw	AF	CL	PA
	(Hz)	(dBuV/m)	(dBuV/m)	(dB)	(dB)	(m)		(°)	(m)		(dBuV)	(dB)	(dB)	(dB)
AV	5.1304G	43.90	54.00	-10.10	2.79	3	Vertical	119	3.10	-	41.11	31.65	5.62	34.48
AV	5.2316G	88.08	Inf	-Inf	2.84	3	Vertical	119	3.10	-	85.24	31.69	5.63	34.48
PK	5.1464G	60.32	74.00	-13.68	2.80	3	Vertical	119	3.10	-	57.52	31.66	5.62	34.48
PK	5.228G	98.72	Inf	-Inf	2.84	3	Vertical	119	3.10	-	95.88	31.69	5.63	34.48

802.11ac VHT40_Nss1,(MCS0)_2TX

5230MHz_TX

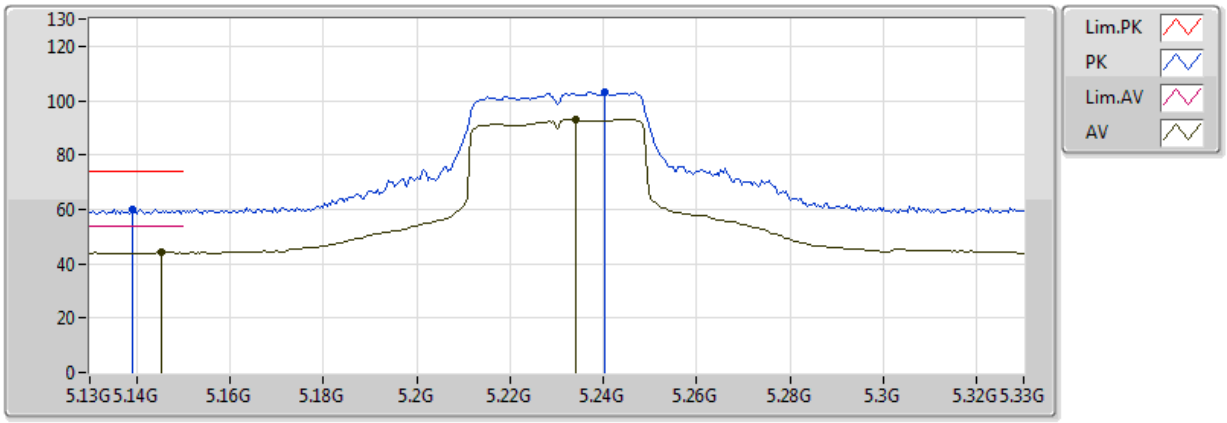

EUT =Y axis, ANT = X axis

Type	Freq	Level	Limit	Margin	Factor	Dist	Condition	Azimuth	Height	Comments	Raw	AF	CL	PA
	(Hz)	(dBuV/m)	(dBuV/m)	(dB)	(dB)	(m)		(°)	(m)		(dBuV)	(dB)	(dB)	(dB)
AV	5.1452G	44.30	54.00	-9.70	2.80	3	Horizontal	3	1.50	-	41.50	31.66	5.62	34.48
AV	5.234G	93.04	Inf	-Inf	2.84	3	Horizontal	3	1.50	-	90.20	31.69	5.63	34.48
PK	5.1392G	60.18	74.00	-13.82	2.79	3	Horizontal	3	1.50	-	57.38	31.66	5.62	34.48
PK	5.2404G	103.26	Inf	-Inf	2.85	3	Horizontal	3	1.50	-	100.41	31.70	5.63	34.48

802.11ac VHT40_Nss1,(MCS0)_2TX

5230MHz_TX

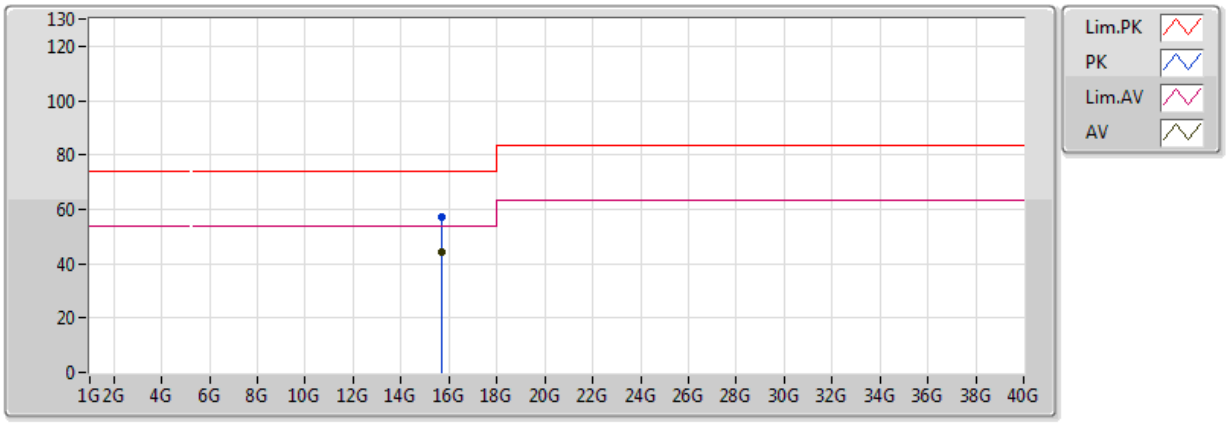

EUT =Y axis, ANT = X axis

Type	Freq	Level	Limit	Margin	Factor	Dist	Condition	Azimuth	Height	Comments	Raw	AF	CL	PA
	(Hz)	(dBuV/m)	(dBuV/m)	(dB)	(dB)	(m)		(°)	(m)		(dBuV)	(dB)	(dB)	(dB)
AV	15.69G	44.49	54.00	-9.51	13.41	3	Vertical	67	1.23	-	31.08	38.28	9.99	34.86
PK	15.69G	56.93	74.00	-17.07	13.41	3	Vertical	67	1.23	-	43.52	38.28	9.99	34.86

802.11ac VHT40_Nss1,(MCS0)_2TX

5230MHz_TX

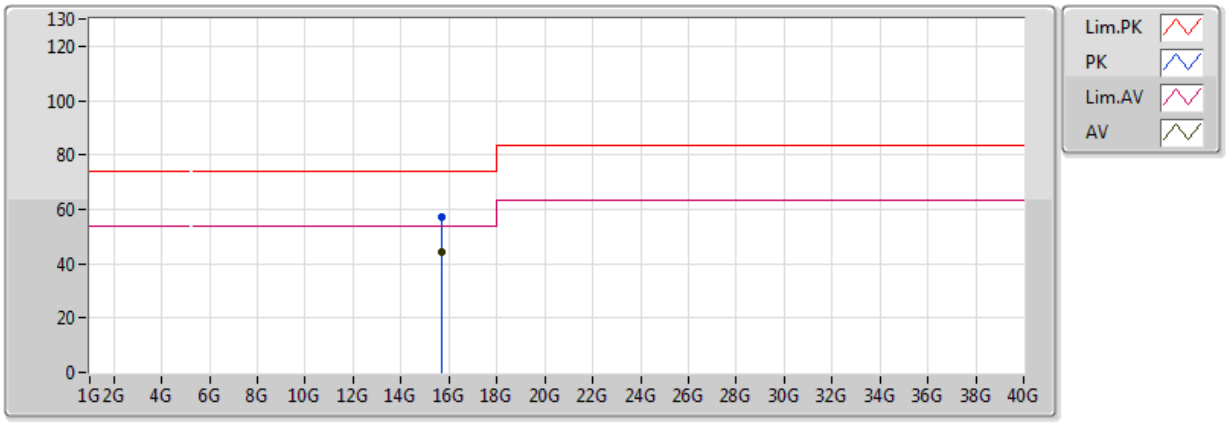

EUT =Y axis, ANT = X axis

Type	Freq	Level	Limit	Margin	Factor	Dist	Condition	Azimuth	Height	Comments	Raw	AF	CL	PA
	(Hz)	(dBuV/m)	(dBuV/m)	(dB)	(dB)	(m)		(°)	(m)		(dBuV)	(dB)	(dB)	(dB)
AV	15.69G	44.52	54.00	-9.48	13.41	3	Horizontal	194	2.17	-	31.11	38.28	9.99	34.86
PK	15.69G	56.91	74.00	-17.09	13.41	3	Horizontal	194	2.17	-	43.50	38.28	9.99	34.86

802.11ac VHT40_Nss1,(MCS0)_2TX

5270MHz_TX

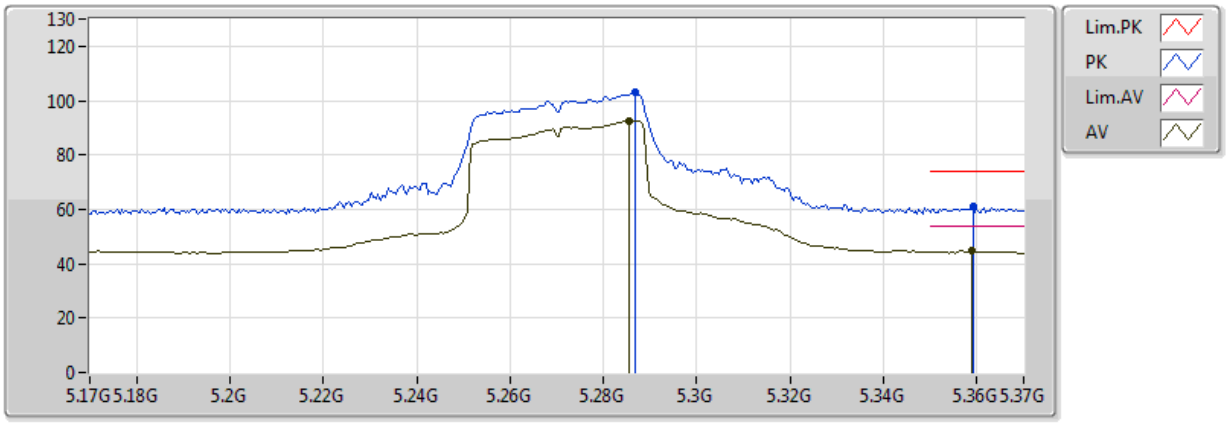

EUT =Y axis, ANT = X axis

Type	Freq	Level	Limit	Margin	Factor	Dist	Condition	Azimuth	Height	Comments	Raw	AF	CL	PA
	(Hz)	(dBuV/m)	(dBuV/m)	(dB)	(dB)	(m)		(°)	(m)		(dBuV)	(dB)	(dB)	(dB)
AV	5.2856G	92.67	Inf	-Inf	2.86	3	Vertical	62	3.69	-	89.80	31.71	5.64	34.49
AV	5.3588G	44.62	54.00	-9.38	2.91	3	Vertical	62	3.69	-	41.72	31.74	5.65	34.49
PK	5.2868G	102.87	Inf	-Inf	2.86	3	Vertical	62	3.69	-	100.01	31.71	5.64	34.49
PK	5.3592G	61.14	74.00	-12.86	2.91	3	Vertical	62	3.69	-	58.23	31.74	5.65	34.49

802.11ac VHT40_Nss1,(MCS0)_2TX

5270MHz_TX

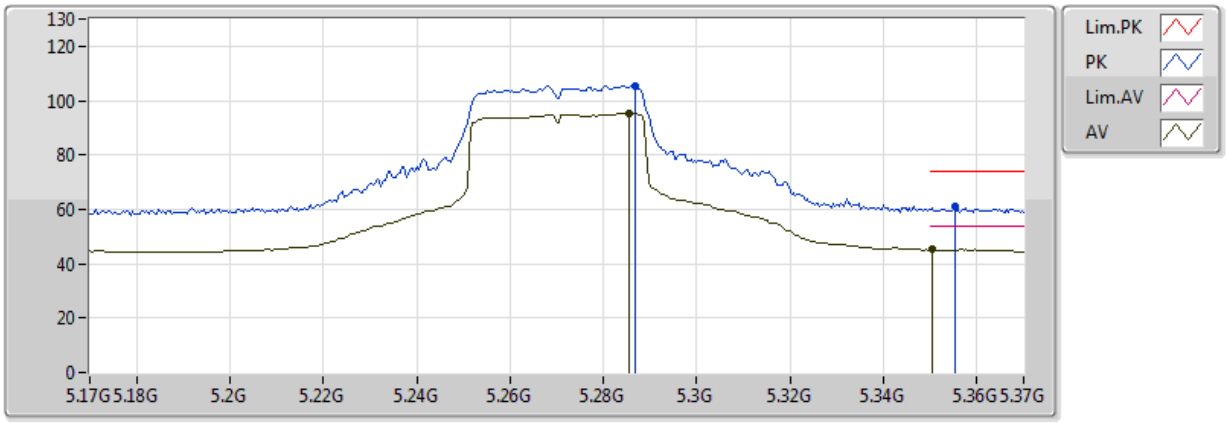

EUT =Y axis, ANT = X axis

Type	Freq	Level	Limit	Margin	Factor	Dist	Condition	Azimuth	Height	Comments	Raw	AF	CL	PA
	(Hz)	(dBuV/m)	(dBuV/m)	(dB)	(dB)	(m)		(°)	(m)		(dBuV)	(dB)	(dB)	(dB)
AV	5.2856G	95.53	Inf	-Inf	2.86	3	Horizontal	2	1.29	-	92.67	31.71	5.64	34.49
AV	5.3504G	45.19	54.00	-8.81	2.90	3	Horizontal	2	1.29	-	42.29	31.74	5.65	34.49
PK	5.2868G	105.54	Inf	-Inf	2.86	3	Horizontal	2	1.29	-	102.67	31.71	5.64	34.49
PK	5.3552G	61.03	74.00	-12.97	2.90	3	Horizontal	2	1.29	-	58.13	31.74	5.65	34.49

802.11ac VHT40_Nss1,(MCS0)_2TX

5270MHz_TX

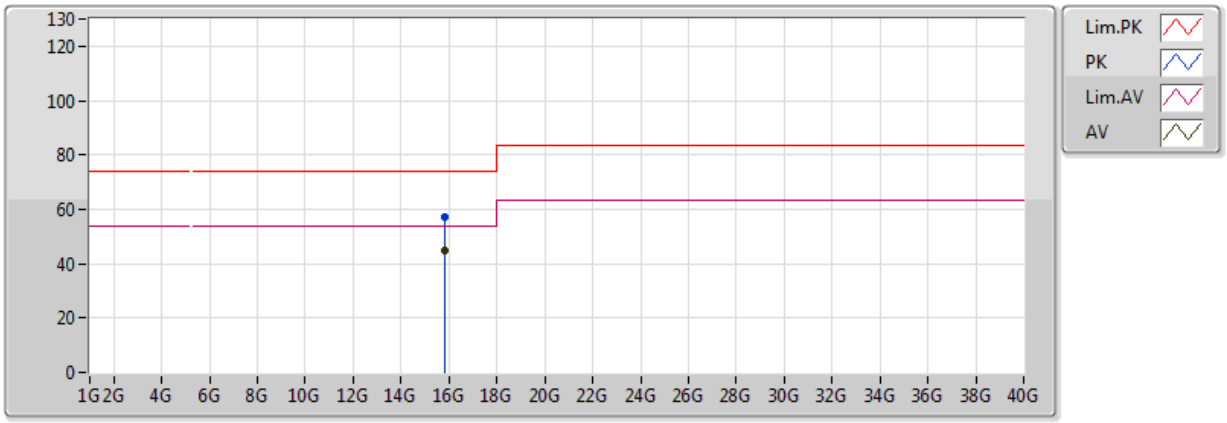

EUT =Y axis, ANT = X axis

Type	Freq	Level	Limit	Margin	Factor	Dist	Condition	Azimuth	Height	Comments	Raw	AF	CL	PA
	(Hz)	(dBuV/m)	(dBuV/m)	(dB)	(dB)	(m)		(°)	(m)		(dBuV)	(dB)	(dB)	(dB)
AV	15.81G	44.88	54.00	-9.12	12.84	3	Vertical	91	2.30	-	32.04	37.82	10.02	35.01
PK	15.81G	57.35	74.00	-16.65	12.84	3	Vertical	91	2.30	-	44.51	37.82	10.02	35.01

802.11ac VHT40_Nss1,(MCS0)_2TX

5270MHz_TX

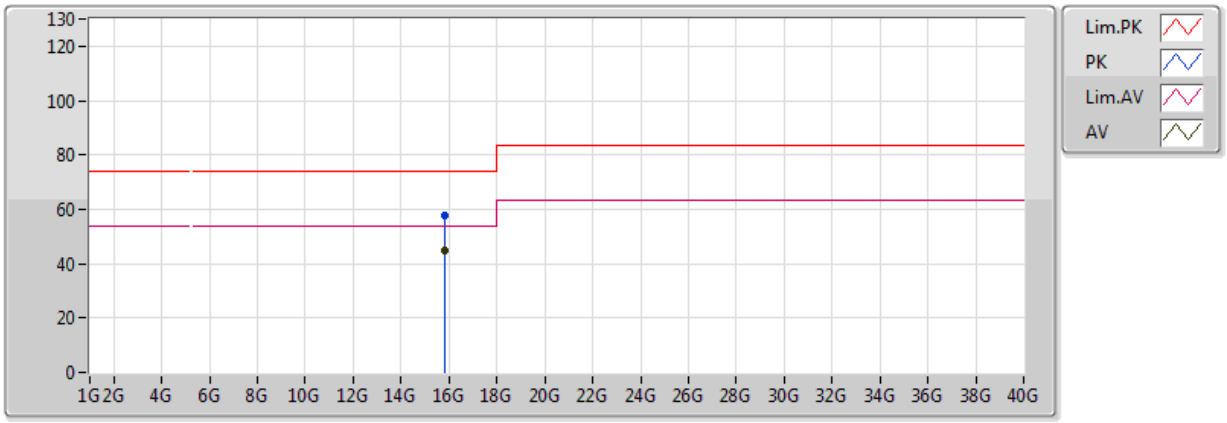

EUT =Y axis, ANT = X axis

Type	Freq	Level	Limit	Margin	Factor	Dist	Condition	Azimuth	Height	Comments	Raw	AF	CL	PA
	(Hz)	(dBuV/m)	(dBuV/m)	(dB)	(dB)	(m)		(°)	(m)		(dBuV)	(dB)	(dB)	(dB)
AV	15.81G	44.86	54.00	-9.14	12.84	3	Horizontal	107	1.57	-	32.02	37.82	10.02	35.01
PK	15.81G	57.84	74.00	-16.16	12.84	3	Horizontal	107	1.57	-	45.00	37.82	10.02	35.01

802.11ac VHT40_Nss1,(MCS0)_2TX

5310MHz_TX

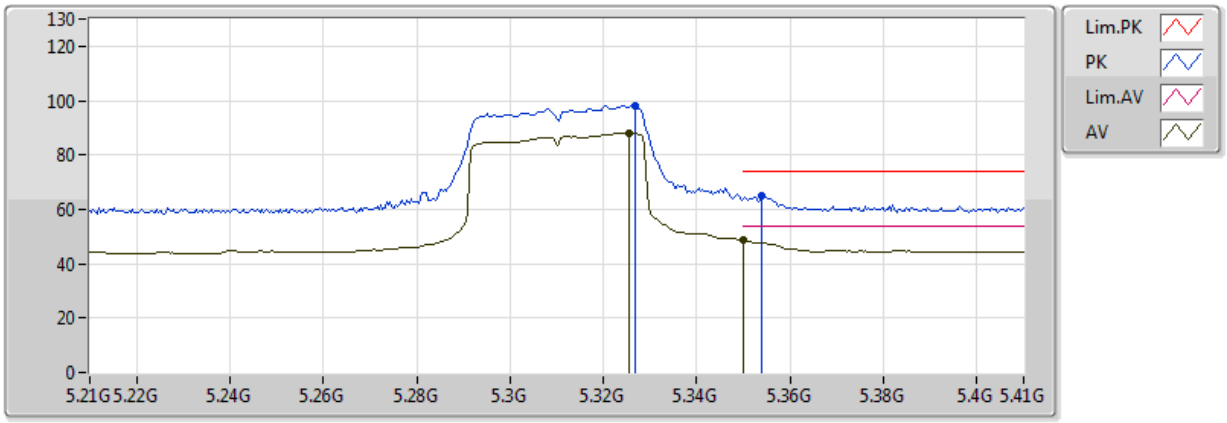

EUT =Y axis, ANT = X axis

Type	Freq	Level	Limit	Margin	Factor	Dist	Condition	Azimuth	Height	Comments	Raw	AF	CL	PA
	(Hz)	(dBuV/m)	(dBuV/m)	(dB)	(dB)	(m)		(°)	(m)		(dBuV)	(dB)	(dB)	(dB)
AV	5.3256G	88.22	Inf	-Inf	2.89	3	Vertical	61	1.52	-	85.34	31.73	5.65	34.49
AV	5.350005G	48.54	54.00	-5.46	2.90	3	Vertical	61	1.52	-	45.64	31.74	5.65	34.49
PK	5.3268G	98.34	Inf	-Inf	2.89	3	Vertical	61	1.52	-	95.45	31.73	5.65	34.49
PK	5.354G	65.24	74.00	-8.76	2.90	3	Vertical	61	1.52	-	62.34	31.74	5.65	34.49

802.11ac VHT40_Nss1,(MCS0)_2TX

5310MHz_TX

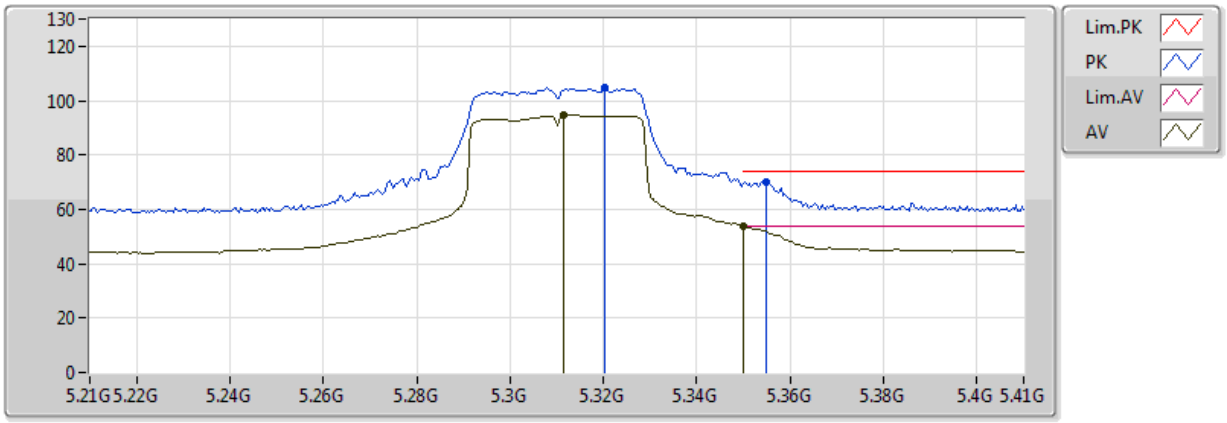

EUT =Y axis, ANT = X axis

Type	Freq	Level	Limit	Margin	Factor	Dist	Condition	Azimuth	Height	Comments	Raw	AF	CL	PA
	(Hz)	(dBuV/m)	(dBuV/m)	(dB)	(dB)	(m)		(°)	(m)		(dBuV)	(dB)	(dB)	(dB)
AV	5.3116G	94.87	Inf	-Inf	2.88	3	Horizontal	2	1.11	-	91.99	31.72	5.64	34.49
AV	5.350005G	53.86	54.00	-0.14	2.90	3	Horizontal	2	1.11	-	50.96	31.74	5.65	34.49
PK	5.3204G	104.70	Inf	-Inf	2.88	3	Horizontal	2	1.11	-	101.82	31.73	5.64	34.49
PK	5.3548G	70.14	74.00	-3.86	2.90	3	Horizontal	2	1.11	-	67.24	31.74	5.65	34.49

802.11ac VHT40_Nss1,(MCS0)_2TX

5310MHz_TX

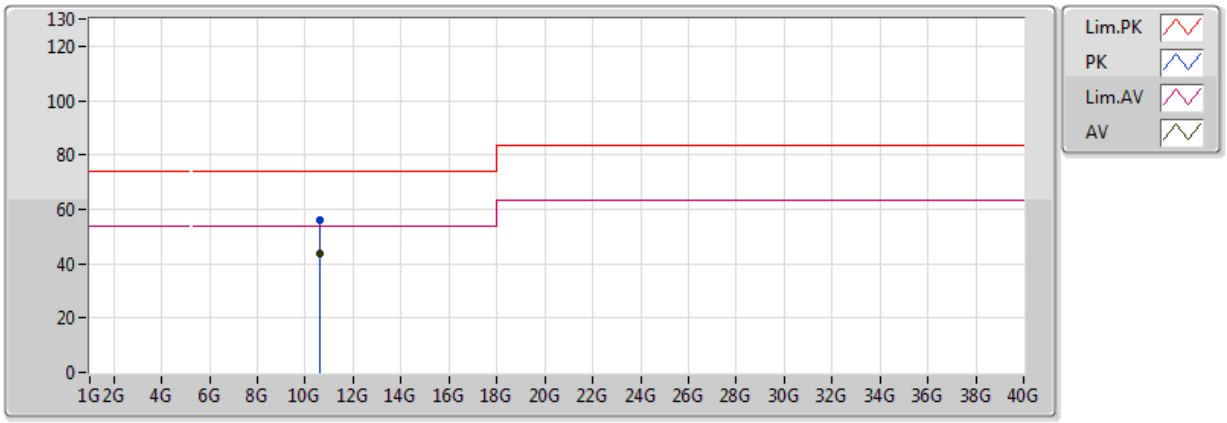

EUT =Y axis, ANT = X axis

Type	Freq	Level	Limit	Margin	Factor	Dist	Condition	Azimuth	Height	Comments	Raw	AF	CL	PA
	(Hz)	(dBuV/m)	(dBuV/m)	(dB)	(dB)	(m)		(°)	(m)		(dBuV)	(dB)	(dB)	(dB)
AV	10.62G	43.89	54.00	-10.11	13.10	3	Vertical	207	1.93	-	30.79	39.87	8.05	34.81
PK	10.62G	56.29	74.00	-17.71	13.10	3	Vertical	207	1.93	-	43.19	39.87	8.05	34.81

802.11ac VHT40_Nss1,(MCS0)_2TX

5310MHz_TX

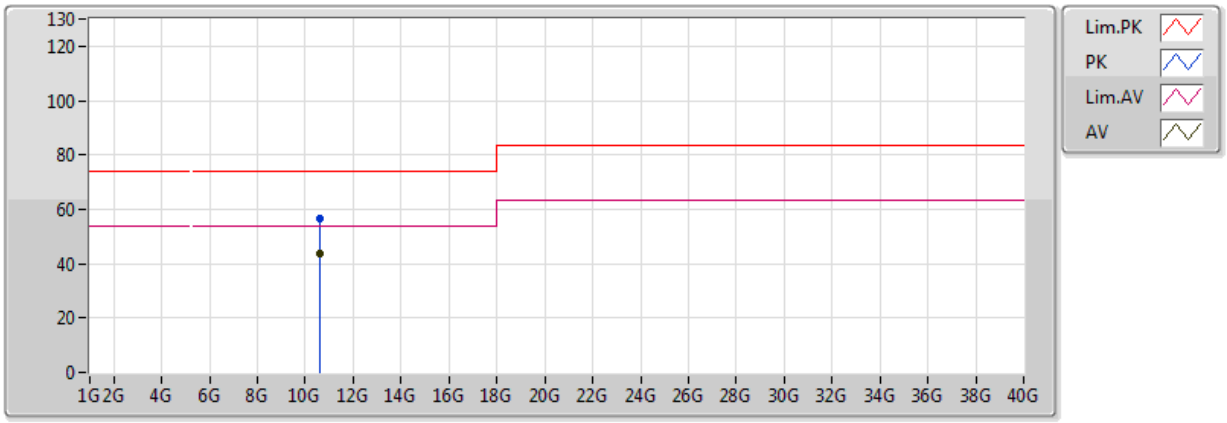

EUT =Y axis, ANT = X axis

Type	Freq	Level	Limit	Margin	Factor	Dist	Condition	Azimuth	Height	Comments	Raw	AF	CL	PA
	(Hz)	(dBuV/m)	(dBuV/m)	(dB)	(dB)	(m)		(°)	(m)		(dBuV)	(dB)	(dB)	(dB)
AV	10.62G	43.90	54.00	-10.10	13.10	3	Horizontal	260	1.76	-	30.80	39.87	8.05	34.81
PK	10.62G	56.46	74.00	-17.54	13.10	3	Horizontal	260	1.76	-	43.36	39.87	8.05	34.81

802.11ac VHT40_Nss1,(MCS0)_2TX

5510MHz_TX

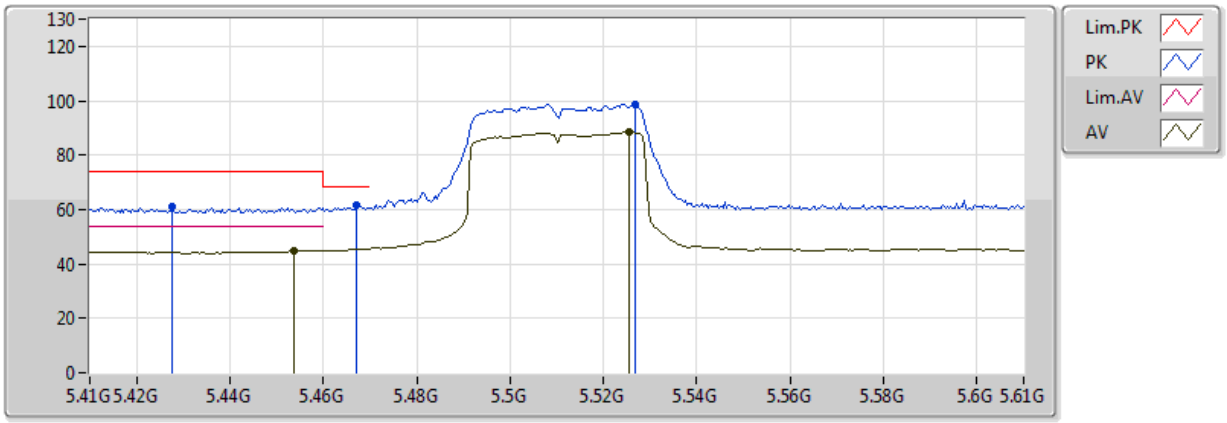

EUT =Y axis, ANT = X axis

Type	Freq	Level	Limit	Margin	Factor	Dist	Condition	Azimuth	Height	Comments	Raw	AF	CL	PA
	(Hz)	(dBuV/m)	(dBuV/m)	(dB)	(dB)	(m)		(°)	(m)		(dBuV)	(dB)	(dB)	(dB)
AV	5.4536G	45.04	54.00	-8.96	2.96	3	Vertical	76	3.69	-	42.09	31.78	5.67	34.49
AV	5.5256G	88.50	Inf	-Inf	3.03	3	Vertical	76	3.69	-	85.46	31.84	5.69	34.50
PK	5.4276G	60.98	74.00	-13.02	2.94	3	Vertical	76	3.69	-	58.04	31.77	5.66	34.49
PK	5.4672G	61.54	68.20	-6.66	2.96	3	Vertical	76	3.69	-	58.57	31.79	5.67	34.49
PK	5.5268G	98.64	Inf	-Inf	3.04	3	Vertical	76	3.69	-	95.61	31.84	5.69	34.50

802.11ac VHT40_Nss1,(MCS0)_2TX

5510MHz_TX

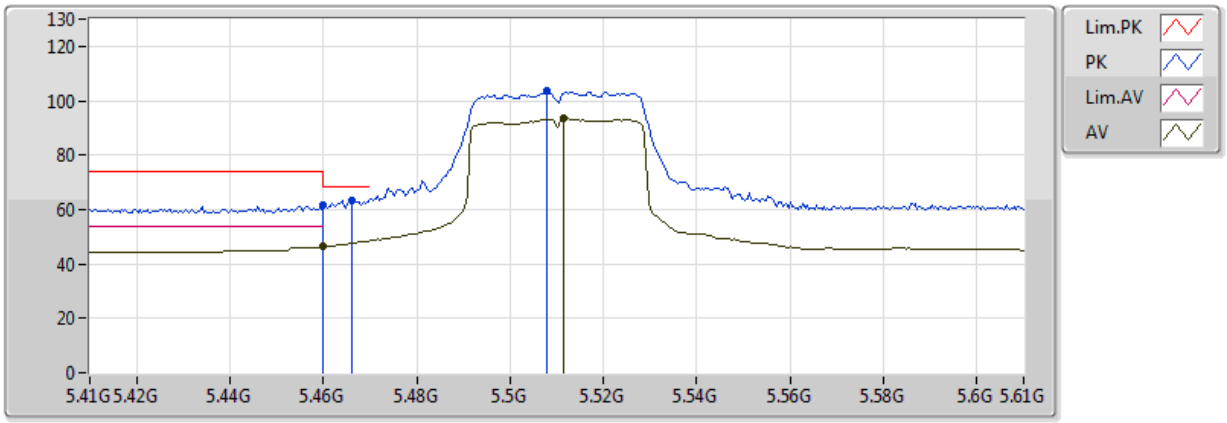

EUT =Y axis, ANT = X axis

Type	Freq	Level	Limit	Margin	Factor	Dist	Condition	Azimuth	Height	Comments	Raw	AF	CL	PA
	(Hz)	(dBuV/m)	(dBuV/m)	(dB)	(dB)	(m)		(°)	(m)		(dBuV)	(dB)	(dB)	(dB)
AV	5.46G	46.34	54.00	-7.66	2.96	3	Horizontal	27	1.38	-	43.38	31.78	5.67	34.49
AV	5.5116G	93.58	Inf	-Inf	3.00	3	Horizontal	27	1.38	-	90.57	31.82	5.68	34.49
PK	5.46G	61.66	74.00	-12.34	2.96	3	Horizontal	27	1.38	-	58.70	31.78	5.67	34.49
PK	5.466G	63.49	68.20	-4.71	2.96	3	Horizontal	27	1.38	-	60.53	31.79	5.67	34.49
PK	5.508G	103.47	Inf	-Inf	3.00	3	Horizontal	27	1.38	-	100.48	31.81	5.68	34.49

802.11ac VHT40_Nss1,(MCS0)_2TX

5510MHz_TX

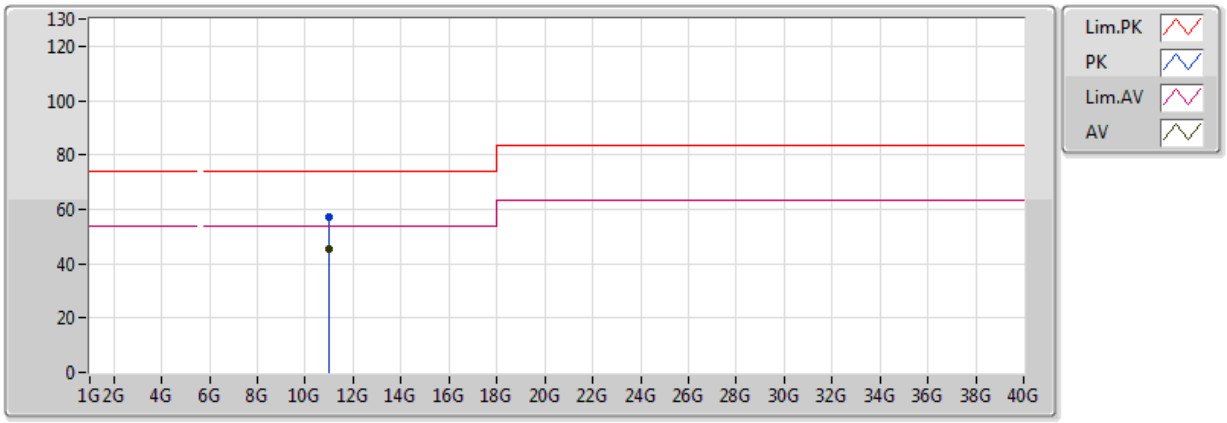

EUT =Y axis, ANT = X axis

Type	Freq	Level	Limit	Margin	Factor	Dist	Condition	Azimuth	Height	Comments	Raw	AF	CL	PA
	(Hz)	(dBuV/m)	(dBuV/m)	(dB)	(dB)	(m)		(°)	(m)		(dBuV)	(dB)	(dB)	(dB)
AV	11.02G	45.21	54.00	-8.79	14.05	3	Vertical	350	1.52	-	31.16	40.37	8.23	34.54
PK	11.02G	56.88	74.00	-17.12	14.05	3	Vertical	350	1.52	-	42.83	40.37	8.23	34.54

802.11ac VHT40_Nss1,(MCS0)_2TX

5510MHz_TX

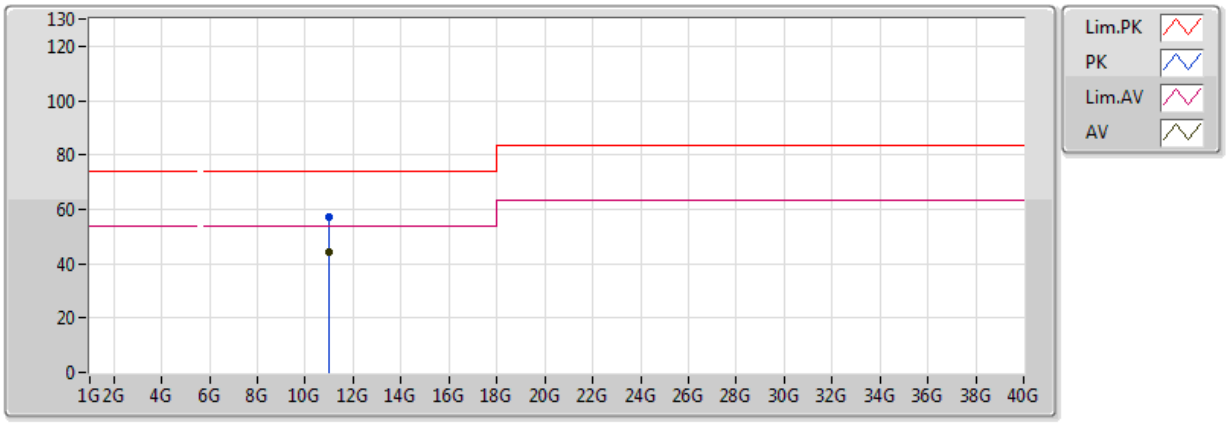

EUT =Y axis, ANT = X axis

Type	Freq	Level	Limit	Margin	Factor	Dist	Condition	Azimuth	Height	Comments	Raw	AF	CL	PA
	(Hz)	(dBuV/m)	(dBuV/m)	(dB)	(dB)	(m)		(°)	(m)		(dBuV)	(dB)	(dB)	(dB)
AV	11.02G	44.23	54.00	-9.77	14.05	3	Horizontal	79	1.15	-	30.18	40.37	8.23	34.54
PK	11.02G	57.02	74.00	-16.98	14.05	3	Horizontal	79	1.15	-	42.97	40.37	8.23	34.54

802.11ac VHT40_Nss1,(MCS0)_2TX

5550MHz_TX

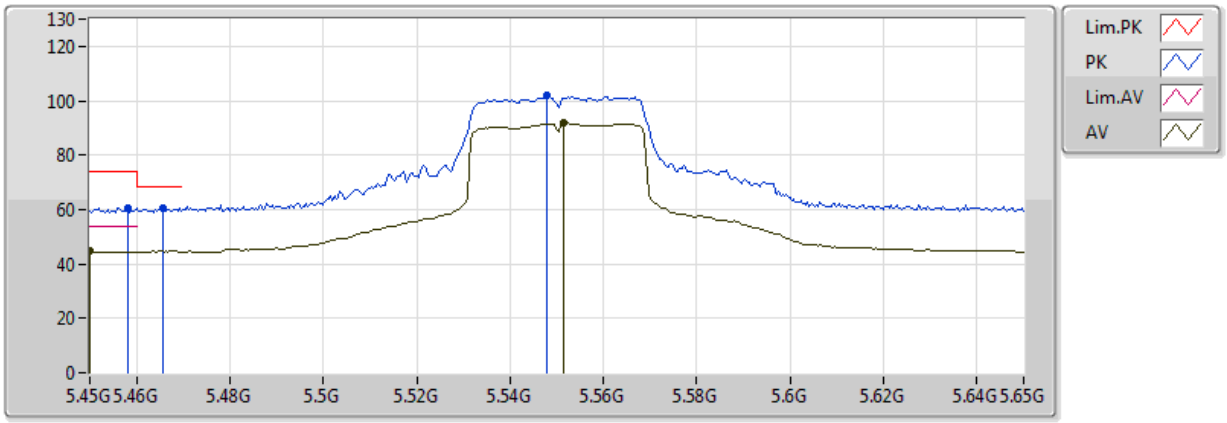

EUT =Y axis, ANT = X axis

Type	Freq	Level	Limit	Margin	Factor	Dist	Condition	Azimuth	Height	Comments	Raw	AF	CL	PA
	(Hz)	(dBuV/m)	(dBuV/m)	(dB)	(dB)	(m)		(°)	(m)		(dBuV)	(dB)	(dB)	(dB)
AV	5.45G	44.63	54.00	-9.37	2.95	3	Vertical	358	1.12	-	41.67	31.78	5.67	34.49
AV	5.5516G	91.99	Inf	-Inf	3.09	3	Vertical	358	1.12	-	88.91	31.88	5.71	34.50
PK	5.458G	60.65	74.00	-13.35	2.96	3	Vertical	358	1.12	-	57.69	31.78	5.67	34.49
PK	5.4656G	60.60	68.20	-7.60	2.96	3	Vertical	358	1.12	-	57.64	31.79	5.67	34.49
PK	5.548G	102.06	Inf	-Inf	3.08	3	Vertical	358	1.12	-	98.98	31.88	5.70	34.50

802.11ac VHT40_Nss1,(MCS0)_2TX

5550MHz_TX

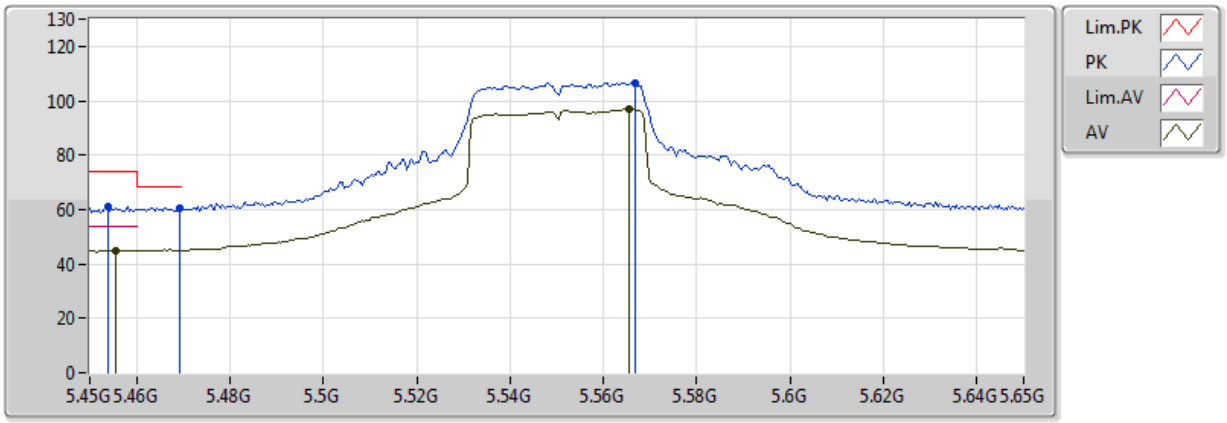

EUT =Y axis, ANT = X axis

Type	Freq	Level	Limit	Margin	Factor	Dist	Condition	Azimuth	Height	Comments	Raw	AF	CL	PA
	(Hz)	(dBuV/m)	(dBuV/m)	(dB)	(dB)	(m)		(°)	(m)		(dBuV)	(dB)	(dB)	(dB)
AV	5.4556G	44.89	54.00	-9.11	2.96	3	Horizontal	15	1.67	-	41.93	31.78	5.67	34.49
AV	5.5656G	96.80	Inf	-Inf	3.12	3	Horizontal	15	1.67	-	93.69	31.90	5.72	34.50
PK	5.454G	60.98	74.00	-13.02	2.96	3	Horizontal	15	1.67	-	58.02	31.78	5.67	34.49
PK	5.4692G	60.76	68.20	-7.44	2.96	3	Horizontal	15	1.67	-	57.80	31.79	5.67	34.49
PK	5.5668G	106.71	Inf	-Inf	3.12	3	Horizontal	15	1.67	-	103.59	31.91	5.72	34.50

802.11ac VHT40_Nss1,(MCS0)_2TX

5550MHz_TX

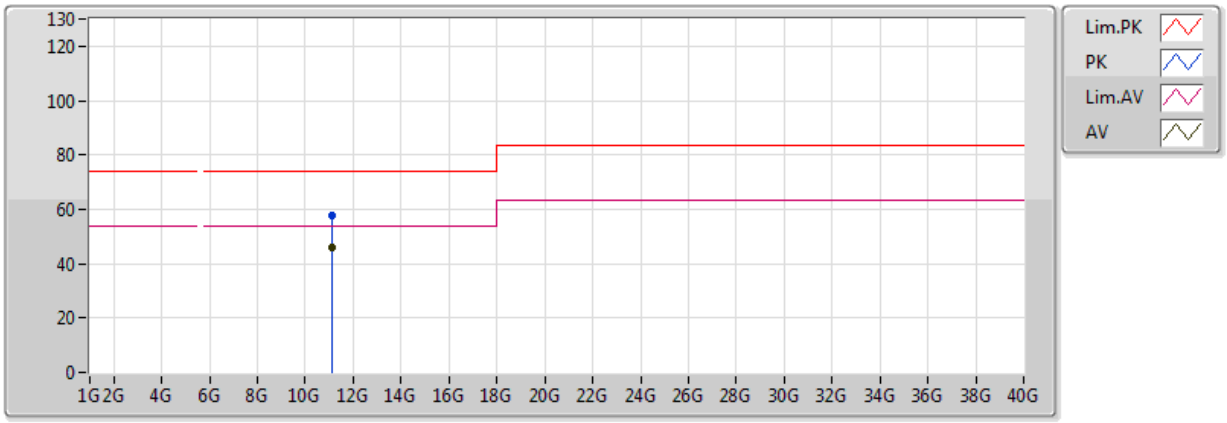

EUT =Y axis, ANT = X axis

Type	Freq	Level	Limit	Margin	Factor	Dist	Condition	Azimuth	Height	Comments	Raw	AF	CL	PA
	(Hz)	(dBuV/m)	(dBuV/m)	(dB)	(dB)	(m)		(°)	(m)		(dBuV)	(dB)	(dB)	(dB)
AV	11.1G	45.89	54.00	-8.11	13.94	3	Vertical	359	1.71	-	31.95	40.26	8.25	34.56
PK	11.1G	57.72	74.00	-16.28	13.94	3	Vertical	359	1.71	-	43.78	40.26	8.25	34.56

802.11ac VHT40_Nss1,(MCS0)_2TX

5550MHz_TX

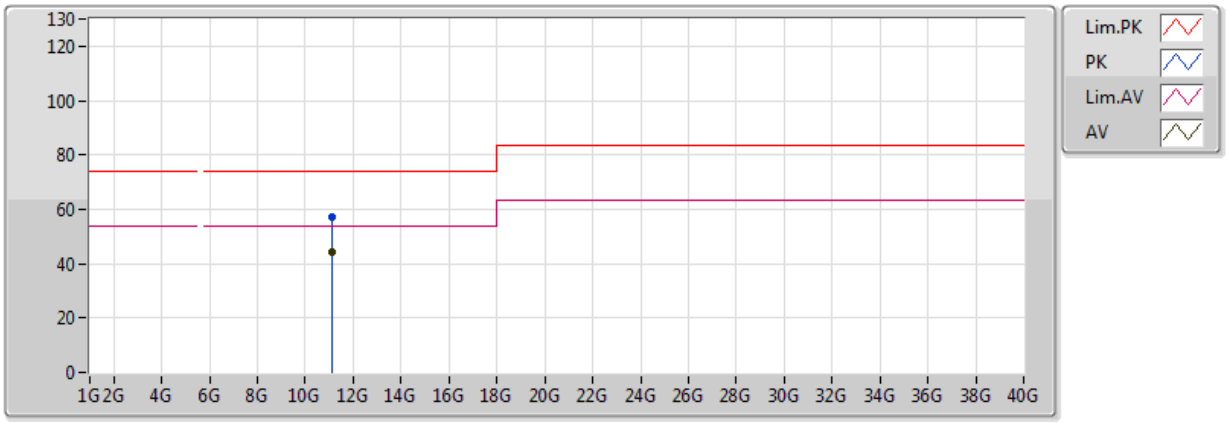

EUT =Y axis, ANT = X axis

Type	Freq	Level	Limit	Margin	Factor	Dist	Condition	Azimuth	Height	Comments	Raw	AF	CL	PA
	(Hz)	(dBuV/m)	(dBuV/m)	(dB)	(dB)	(m)		(°)	(m)		(dBuV)	(dB)	(dB)	(dB)
AV	11.1G	44.10	54.00	-9.90	13.94	3	Horizontal	34	1.48	-	30.16	40.26	8.25	34.56
PK	11.1G	57.14	74.00	-16.86	13.94	3	Horizontal	34	1.48	-	43.20	40.26	8.25	34.56

802.11ac VHT40_Nss1,(MCS0)_2TX

5670MHz_TX

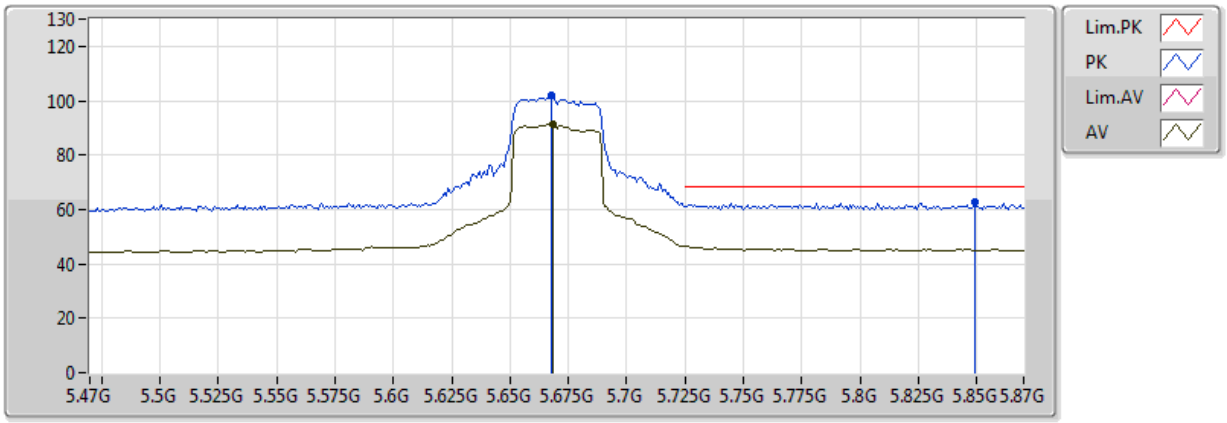

EUT =Y axis, ANT = X axis

Type	Freq	Level	Limit	Margin	Factor	Dist	Condition	Azimuth	Height	Comments	Raw	AF	CL	PA
	(Hz)	(dBuV/m)	(dBuV/m)	(dB)	(dB)	(m)		(°)	(m)		(dBuV)	(dB)	(dB)	(dB)
AV	5.6684G	91.35	Inf	-Inf	3.33	3	Vertical	61	1.32	-	88.03	32.07	5.79	34.53
PK	5.6676G	101.88	Inf	-Inf	3.33	3	Vertical	61	1.32	-	98.55	32.07	5.79	34.53
PK	5.8492G	62.56	68.20	-5.64	3.71	3	Vertical	61	1.32	-	58.85	32.36	5.92	34.57

802.11ac VHT40_Nss1,(MCS0)_2TX

5670MHz_TX

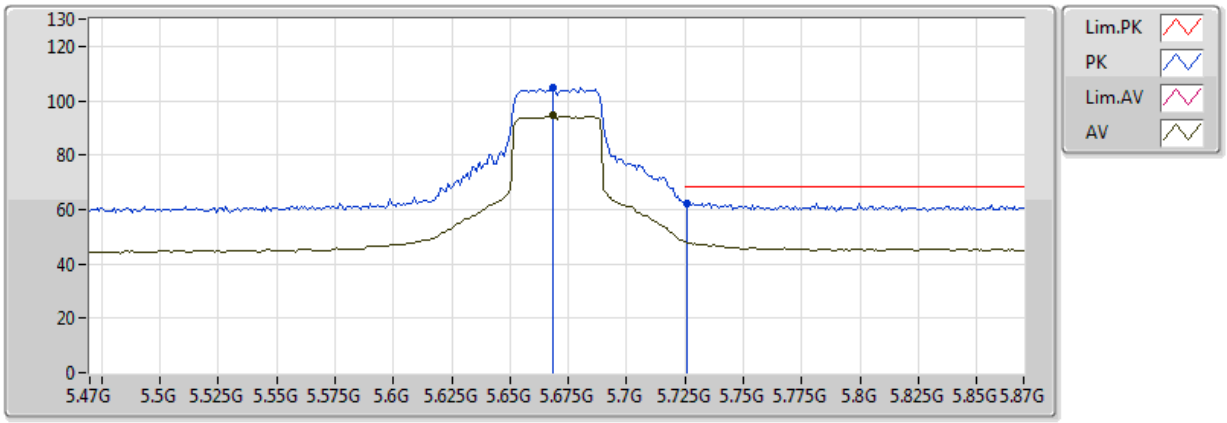

EUT =Y axis, ANT = X axis

Type	Freq	Level	Limit	Margin	Factor	Dist	Condition	Azimuth	Height	Comments	Raw	AF	CL	PA
	(Hz)	(dBuV/m)	(dBuV/m)	(dB)	(dB)	(m)		(°)	(m)		(dBuV)	(dB)	(dB)	(dB)
AV	5.6684G	94.44	Inf	-Inf	3.33	3	Horizontal	300	1.02	-	91.11	32.07	5.79	34.53
PK	5.6684G	104.97	Inf	-Inf	3.33	3	Horizontal	300	1.02	-	101.64	32.07	5.79	34.53
PK	5.726G	62.35	68.20	-5.85	3.45	3	Horizontal	300	1.02	-	58.90	32.16	5.83	34.55

802.11ac VHT40_Nss1,(MCS0)_2TX

5670MHz_TX

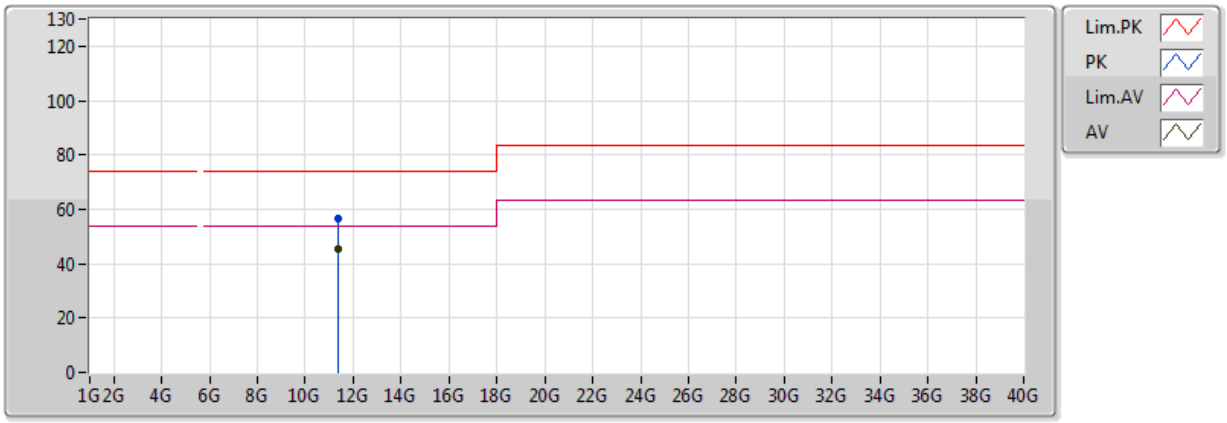

EUT =Y axis, ANT = X axis

Type	Freq	Level	Limit	Margin	Factor	Dist	Condition	Azimuth	Height	Comments	Raw	AF	CL	PA
	(Hz)	(dBuV/m)	(dBuV/m)	(dB)	(dB)	(m)		(°)	(m)		(dBuV)	(dB)	(dB)	(dB)
AV	11.34G	45.32	54.00	-8.68	13.61	3	Vertical	1	1.72	-	31.71	39.92	8.31	34.62
PK	11.34G	56.69	74.00	-17.31	13.61	3	Vertical	1	1.72	-	43.08	39.92	8.31	34.62

802.11ac VHT40_Nss1,(MCS0)_2TX

5670MHz_TX

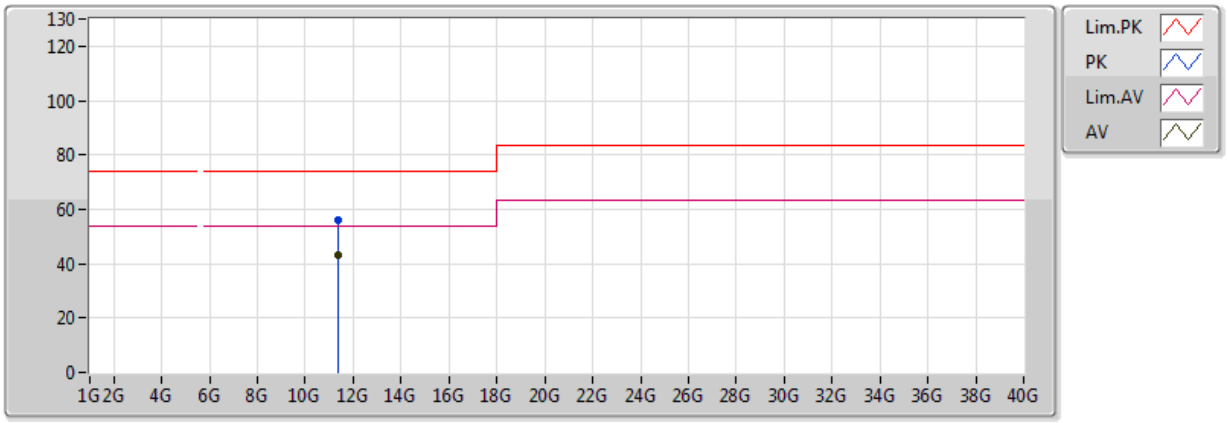

EUT =Y axis, ANT = X axis

Type	Freq	Level	Limit	Margin	Factor	Dist	Condition	Azimuth	Height	Comments	Raw	AF	CL	PA
	(Hz)	(dBuV/m)	(dBuV/m)	(dB)	(dB)	(m)		(°)	(m)		(dBuV)	(dB)	(dB)	(dB)
AV	11.34G	43.27	54.00	-10.73	13.61	3	Horizontal	161	2.22	-	29.66	39.92	8.31	34.62
PK	11.34G	55.94	74.00	-18.06	13.61	3	Horizontal	161	2.22	-	42.33	39.92	8.31	34.62

802.11ac VHT40_Nss1,(MCS0)_2TX

5755MHz_TX

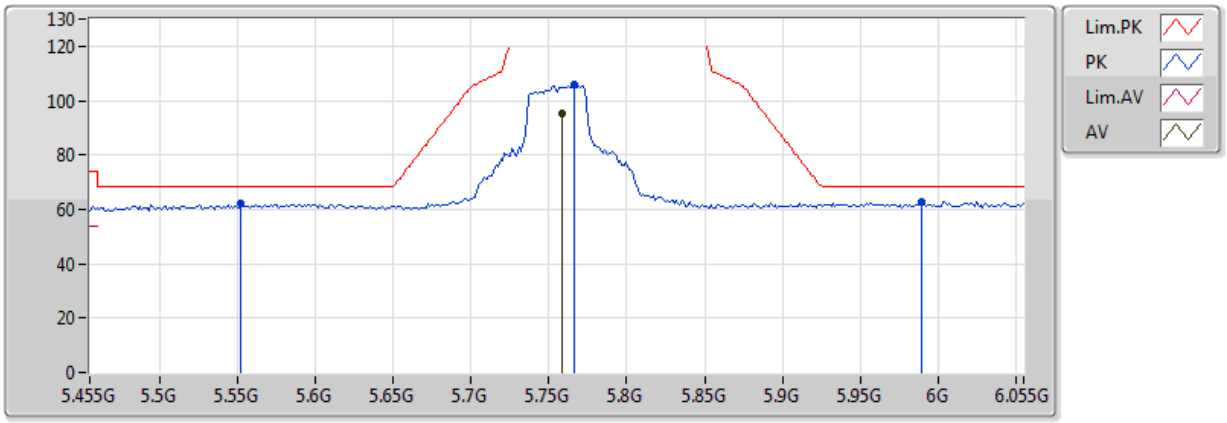

EUT =Y axis, ANT = X axis

Type	Freq	Level	Limit	Margin	Factor	Dist	Condition	Azimuth	Height	Comments	Raw	AF	CL	PA
	(Hz)	(dBuV/m)	(dBuV/m)	(dB)	(dB)	(m)		(°)	(m)		(dBuV)	(dB)	(dB)	(dB)
AV	5.7586G	95.39	Inf	-Inf	3.52	3	Vertical	63	1.54	-	91.87	32.21	5.86	34.55
PK	5.5522G	62.10	68.20	-6.10	3.09	3	Vertical	63	1.54	-	59.01	31.88	5.71	34.50
PK	5.7658G	105.70	Inf	-Inf	3.53	3	Vertical	63	1.54	-	102.17	32.23	5.86	34.55
PK	5.989G	62.55	68.20	-5.65	4.00	3	Vertical	63	1.54	-	58.55	32.58	6.02	34.61

802.11ac VHT40_Nss1,(MCS0)_2TX

5755MHz_TX

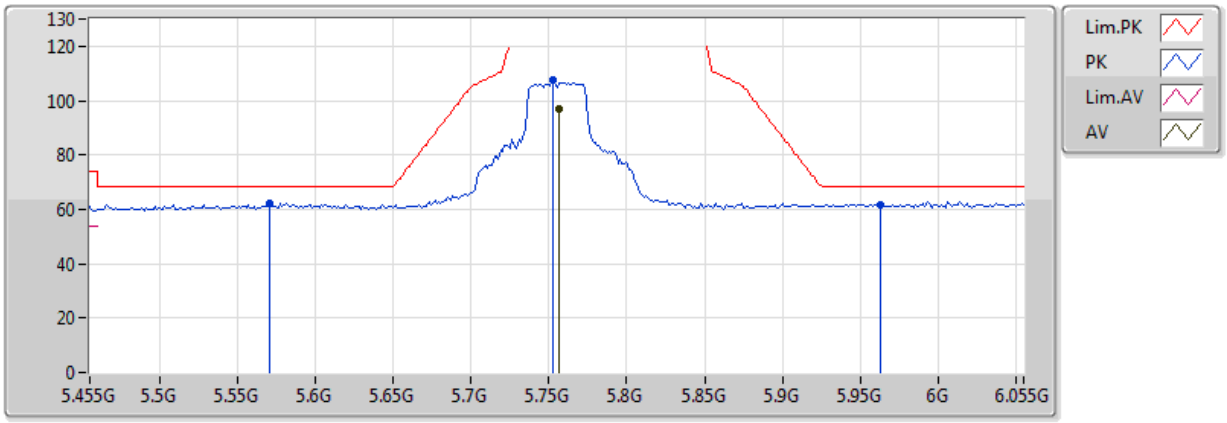

EUT =Y axis, ANT = X axis

Type	Freq	Level	Limit	Margin	Factor	Dist	Condition	Azimuth	Height	Comments	Raw	AF	CL	PA
	(Hz)	(dBuV/m)	(dBuV/m)	(dB)	(dB)	(m)		(°)	(m)		(dBuV)	(dB)	(dB)	(dB)
AV	5.7562G	97.20	Inf	-Inf	3.51	3	Horizontal	68	1.37	-	93.69	32.21	5.85	34.55
PK	5.5702G	62.08	68.20	-6.12	3.13	3	Horizontal	68	1.37	-	58.95	31.91	5.72	34.50
PK	5.7526G	107.41	Inf	-Inf	3.51	3	Horizontal	68	1.37	-	103.90	32.20	5.85	34.55
PK	5.9626G	61.83	68.20	-6.37	3.94	3	Horizontal	68	1.37	-	57.89	32.54	6.00	34.60

802.11ac VHT40_Nss1,(MCS0)_2TX

5755MHz_TX

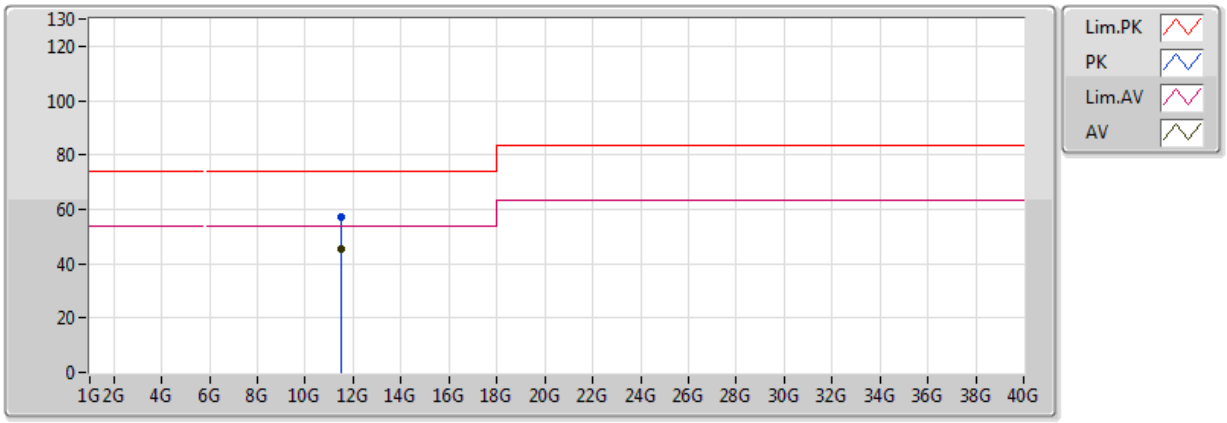

EUT =Y axis, ANT = X axis

Type	Freq	Level	Limit	Margin	Factor	Dist	Condition	Azimuth	Height	Comments	Raw	AF	CL	PA
	(Hz)	(dBuV/m)	(dBuV/m)	(dB)	(dB)	(m)		(°)	(m)		(dBuV)	(dB)	(dB)	(dB)
AV	11.51G	45.57	54.00	-8.43	13.38	3	Vertical	358	1.68	-	32.19	39.69	8.36	34.66
PK	11.51G	57.33	74.00	-16.67	13.38	3	Vertical	358	1.68	-	43.95	39.69	8.36	34.66

802.11ac VHT40_Nss1,(MCS0)_2TX

5755MHz_TX

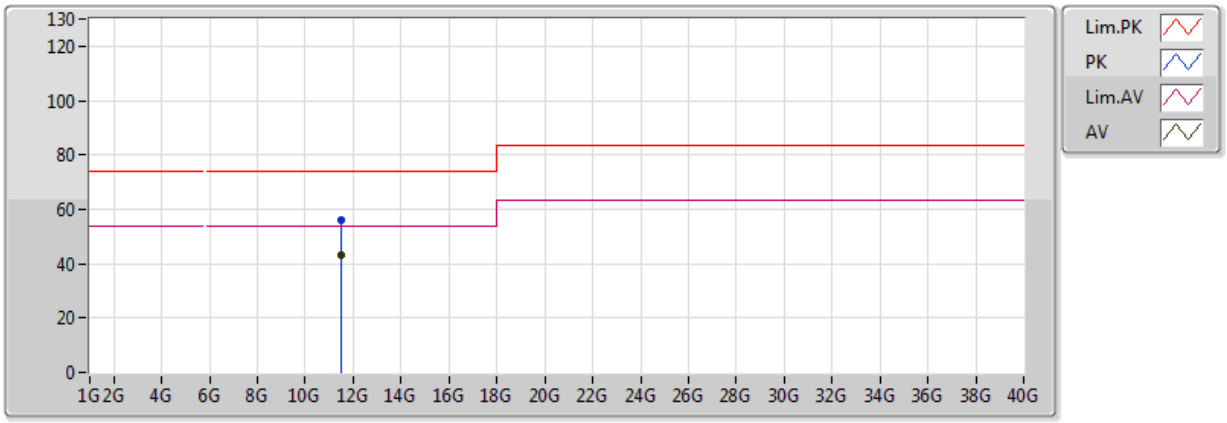

EUT =Y axis, ANT = X axis

Type	Freq	Level	Limit	Margin	Factor	Dist	Condition	Azimuth	Height	Comments	Raw	AF	CL	PA
	(Hz)	(dBuV/m)	(dBuV/m)	(dB)	(dB)	(m)		(°)	(m)		(dBuV)	(dB)	(dB)	(dB)
AV	11.51G	42.95	54.00	-11.05	13.38	3	Horizontal	23	1.73	-	29.57	39.69	8.36	34.66
PK	11.51G	55.76	74.00	-18.24	13.38	3	Horizontal	23	1.73	-	42.38	39.69	8.36	34.66

802.11ac VHT40_Nss1,(MCS0)_2TX

5795MHz_TX

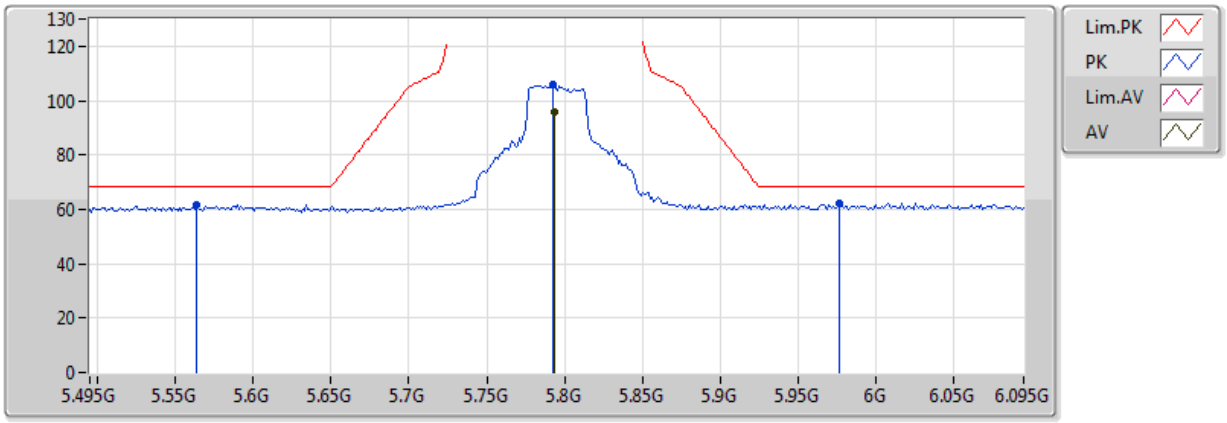

EUT =Y axis, ANT = X axis

Type	Freq	Level	Limit	Margin	Factor	Dist	Condition	Azimuth	Height	Comments	Raw	AF	CL	PA
	(Hz)	(dBuV/m)	(dBuV/m)	(dB)	(dB)	(m)		(°)	(m)		(dBuV)	(dB)	(dB)	(dB)
AV	5.7938G	95.68	Inf	-Inf	3.60	3	Vertical	63	1.52	-	92.08	32.27	5.89	34.56
PK	5.5634G	61.61	68.20	-6.59	3.11	3	Vertical	63	1.52	-	58.50	31.90	5.71	34.50
PK	5.7926G	105.88	Inf	-Inf	3.59	3	Vertical	63	1.52	-	102.28	32.27	5.88	34.56
PK	5.9762G	62.00	68.20	-6.20	3.97	3	Vertical	63	1.52	-	58.03	32.56	6.01	34.61

802.11ac VHT40_Nss1,(MCS0)_2TX

5795MHz_TX

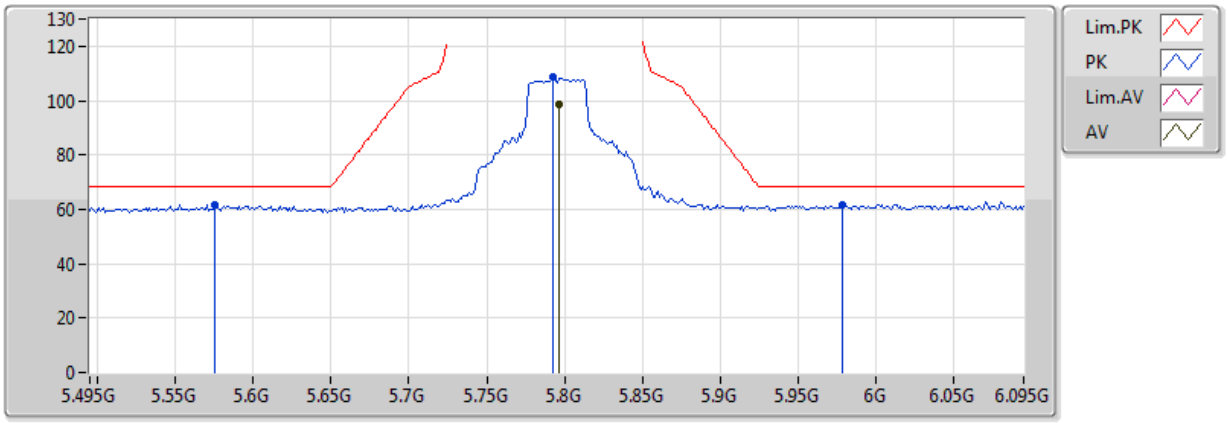

EUT =Y axis, ANT = X axis

Type	Freq	Level	Limit	Margin	Factor	Dist	Condition	Azimuth	Height	Comments	Raw	AF	CL	PA
	(Hz)	(dBuV/m)	(dBuV/m)	(dB)	(dB)	(m)		(°)	(m)		(dBuV)	(dB)	(dB)	(dB)
AV	5.7962G	98.42	Inf	-Inf	3.60	3	Horizontal	51	1.06	-	94.82	32.27	5.89	34.56
PK	5.5754G	61.56	68.20	-6.64	3.14	3	Horizontal	51	1.06	-	58.42	31.92	5.72	34.51
PK	5.7926G	108.74	Inf	-Inf	3.59	3	Horizontal	51	1.06	-	105.15	32.27	5.88	34.56
PK	5.9786G	61.53	68.20	-6.67	3.98	3	Horizontal	51	1.06	-	57.56	32.57	6.02	34.61

802.11ac VHT40_Nss1,(MCS0)_2TX

5795MHz_TX

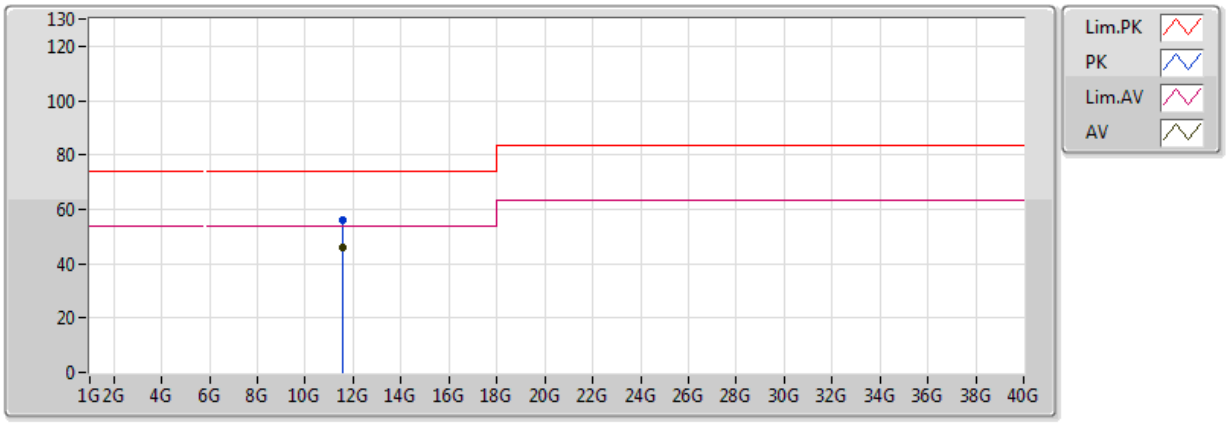

EUT =Y axis, ANT = X axis

Type	Freq	Level	Limit	Margin	Factor	Dist	Condition	Azimuth	Height	Comments	Raw	AF	CL	PA
	(Hz)	(dBuV/m)	(dBuV/m)	(dB)	(dB)	(m)		(°)	(m)		(dBuV)	(dB)	(dB)	(dB)
AV	11.59G	45.98	54.00	-8.02	13.27	3	Vertical	6	1.98	-	32.71	39.57	8.38	34.68
PK	11.59G	55.88	74.00	-18.12	13.27	3	Vertical	6	1.98	-	42.61	39.57	8.38	34.68

802.11ac VHT40_Nss1,(MCS0)_2TX

5795MHz_TX

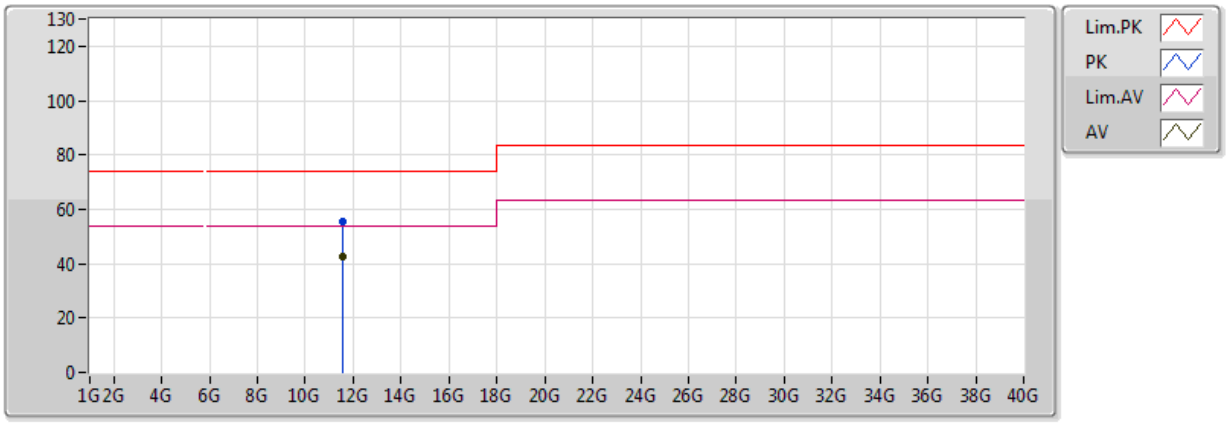

EUT =Y axis, ANT = X axis

Type	Freq	Level	Limit	Margin	Factor	Dist	Condition	Azimuth	Height	Comments	Raw	AF	CL	PA
	(Hz)	(dBuV/m)	(dBuV/m)	(dB)	(dB)	(m)		(°)	(m)		(dBuV)	(dB)	(dB)	(dB)
AV	11.59G	42.72	54.00	-11.28	13.27	3	Horizontal	354	1.50	-	29.45	39.57	8.38	34.68
PK	11.59G	55.32	74.00	-18.68	13.27	3	Horizontal	354	1.50	-	42.05	39.57	8.38	34.68

802.11ac VHT80_Nss1,(MCS0)_2TX

5210MHz_TX

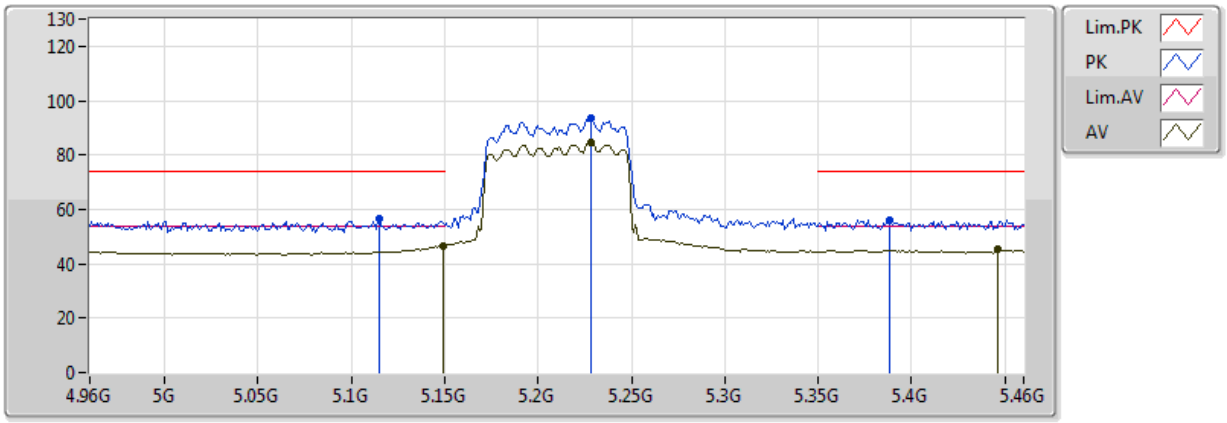

EUT =Y axis, ANT = X axis

Type	Freq	Level	Limit	Margin	Factor	Dist	Condition	Azimuth	Height	Comments	Raw	AF	CL	PA
	(Hz)	(dBuV/m)	(dBuV/m)	(dB)	(dB)	(m)		(°)	(m)		(dBuV)	(dB)	(dB)	(dB)
AV	5.149G	46.39	54.00	-7.61	2.80	3	Vertical	303	2.27	-	43.59	31.66	5.62	34.48
AV	5.228G	84.87	Inf	-Inf	2.84	3	Vertical	303	2.27	-	82.03	31.69	5.63	34.48
AV	5.446G	45.22	54.00	-8.78	2.95	3	Vertical	303	2.27	-	42.27	31.78	5.66	34.49
PK	5.115G	56.51	74.00	-17.49	2.78	3	Vertical	303	2.27	-	53.73	31.65	5.61	34.48
PK	5.228G	93.53	Inf	-Inf	2.84	3	Vertical	303	2.27	-	90.68	31.69	5.63	34.48
PK	5.388G	56.21	74.00	-17.79	2.92	3	Vertical	303	2.27	-	53.29	31.76	5.66	34.49

802.11ac VHT80_Nss1,(MCS0)_2TX

5210MHz_TX

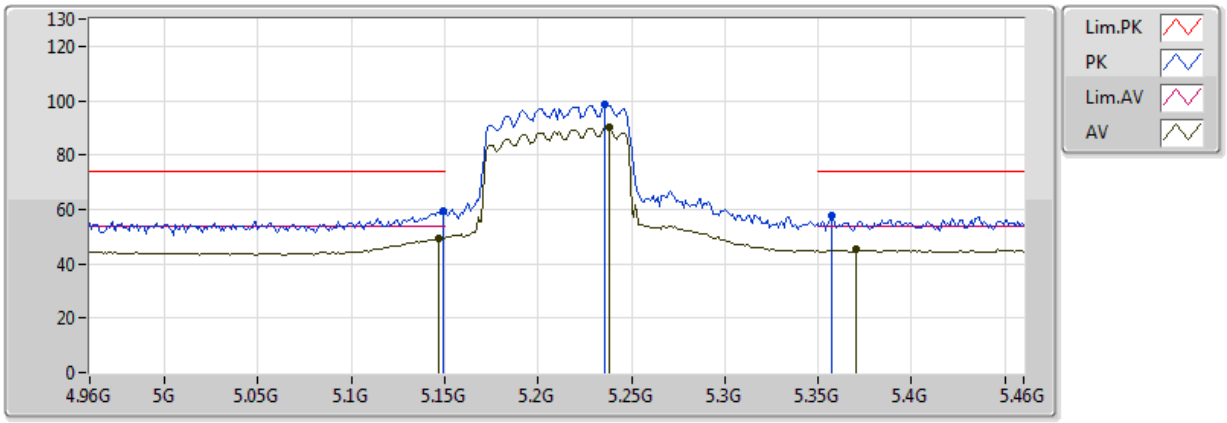

EUT =Y axis, ANT = X axis

Type	Freq	Level	Limit	Margin	Factor	Dist	Condition	Azimuth	Height	Comments	Raw	AF	CL	PA
	(Hz)	(dBuV/m)	(dBuV/m)	(dB)	(dB)	(m)		(°)	(m)		(dBuV)	(dB)	(dB)	(dB)
AV	5.147G	49.55	54.00	-4.45	2.80	3	Horizontal	20	1.50	-	46.75	31.66	5.62	34.48
AV	5.238G	90.05	Inf	-Inf	2.85	3	Horizontal	20	1.50	-	87.21	31.70	5.63	34.48
AV	5.37G	45.28	54.00	-8.72	2.91	3	Horizontal	20	1.50	-	42.37	31.75	5.65	34.49
PK	5.149G	59.58	74.00	-14.42	2.80	3	Horizontal	20	1.50	-	56.78	31.66	5.62	34.48
PK	5.236G	98.88	Inf	-Inf	2.84	3	Horizontal	20	1.50	-	96.03	31.69	5.63	34.48
PK	5.357G	57.75	74.00	-16.25	2.90	3	Horizontal	20	1.50	-	54.84	31.74	5.65	34.49

802.11ac VHT80_Nss1,(MCS0)_2TX

5210MHz_TX

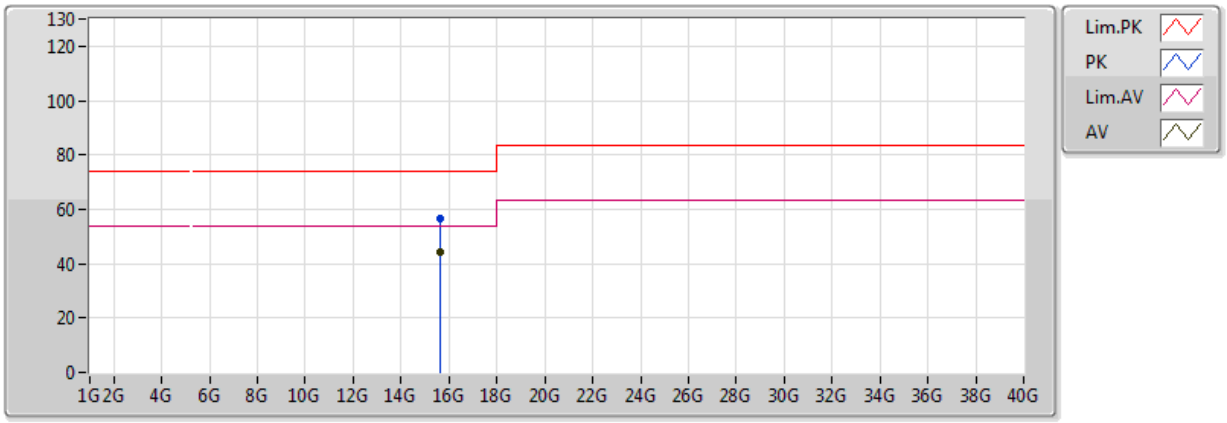

EUT =Y axis, ANT = X axis

Type	Freq	Level	Limit	Margin	Factor	Dist	Condition	Azimuth	Height	Comments	Raw	AF	CL	PA
	(Hz)	(dBuV/m)	(dBuV/m)	(dB)	(dB)	(m)		(°)	(m)		(dBuV)	(dB)	(dB)	(dB)
AV	15.63G	44.36	54.00	-9.64	13.69	3	Vertical	52	1.19	-	30.67	38.51	9.98	34.79
PK	15.63G	56.82	74.00	-17.18	13.69	3	Vertical	52	1.19	-	43.13	38.51	9.98	34.79

802.11ac VHT80_Nss1,(MCS0)_2TX

5210MHz_TX

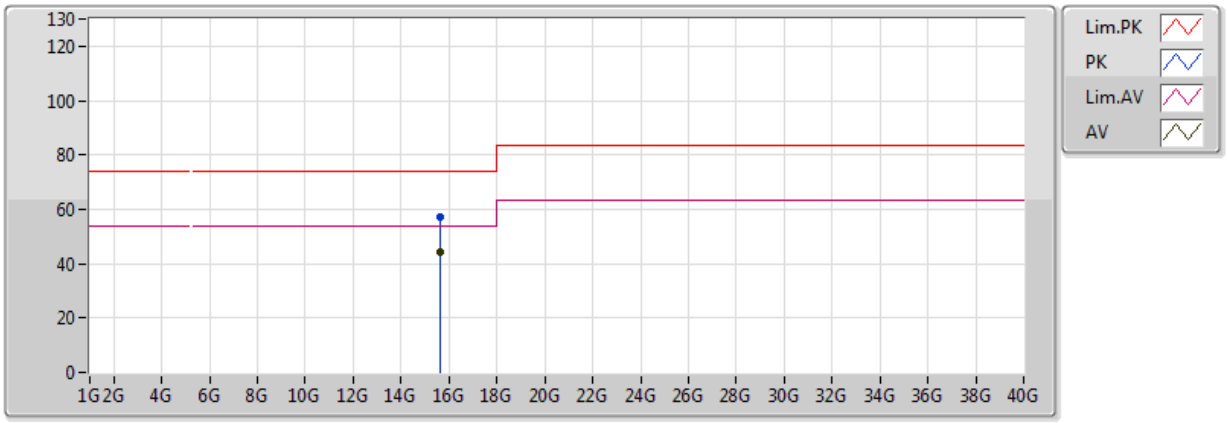

EUT =Y axis, ANT = X axis

Type	Freq	Level	Limit	Margin	Factor	Dist	Condition	Azimuth	Height	Comments	Raw	AF	CL	PA
	(Hz)	(dBuV/m)	(dBuV/m)	(dB)	(dB)	(m)		(°)	(m)		(dBuV)	(dB)	(dB)	(dB)
AV	15.63G	44.36	54.00	-9.64	13.69	3	Horizontal	199	1.16	-	30.67	38.51	9.98	34.79
PK	15.63G	57.19	74.00	-16.81	13.69	3	Horizontal	199	1.16	-	43.50	38.51	9.98	34.79

VHT80_Nss1_2TX

5290MHz_TX

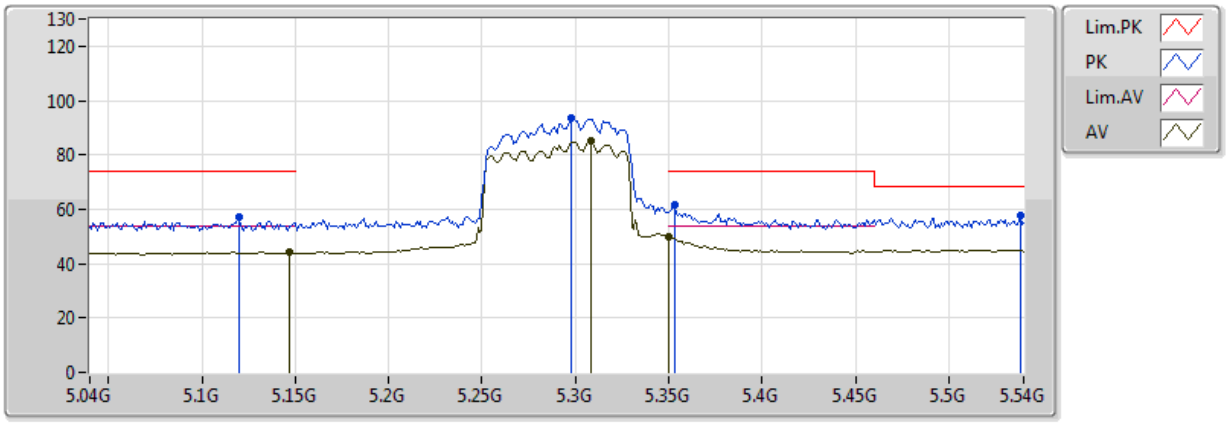

EUT =Y axis, ANT = X axis

Type	Freq	Level	Limit	Margin	Factor	Dist	Condition	Azimuth	Height	Comments	Raw	AF	CL	PA
	(Hz)	(dBuV/m)	(dBuV/m)	(dB)	(dB)	(m)		(°)	(m)		(dBuV)	(dB)	(dB)	(dB)
AV	5.147G	44.07	54.00	-9.93	2.80	3	Vertical	91	1.53	-	41.28	31.66	5.62	34.48
AV	5.308G	84.99	Inf	-Inf	2.87	3	Vertical	91	1.53	-	82.11	31.72	5.64	34.49
AV	5.350005G	49.61	54.00	-4.39	2.90	3	Vertical	91	1.53	-	46.71	31.74	5.65	34.49
PK	5.12G	57.01	74.00	-16.99	2.78	3	Vertical	91	1.53	-	54.23	31.65	5.61	34.48
PK	5.298G	93.35	Inf	-Inf	2.87	3	Vertical	91	1.53	-	90.49	31.72	5.64	34.49
PK	5.353G	61.48	74.00	-12.52	2.90	3	Vertical	91	1.53	-	58.58	31.74	5.65	34.49
PK	5.538G	57.94	68.20	-10.26	3.06	3	Vertical	91	1.53	-	54.88	31.86	5.70	34.50

VHT80_Nss1_2TX

5290MHz_TX

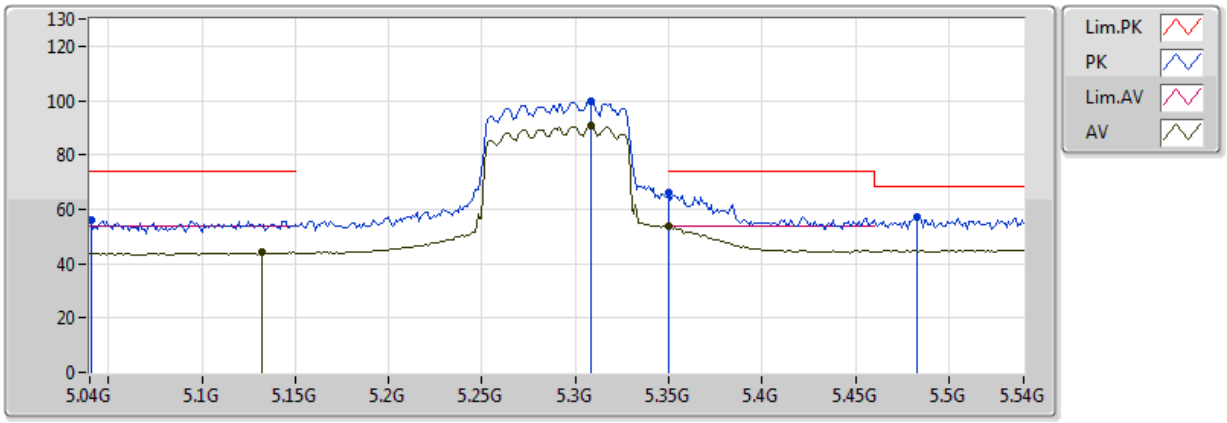

EUT =Y axis, ANT = X axis

Type	Freq	Level	Limit	Margin	Factor	Dist	Condition	Azimuth	Height	Comments	Raw	AF	CL	PA
	(Hz)	(dBuV/m)	(dBuV/m)	(dB)	(dB)	(m)		(°)	(m)		(dBuV)	(dB)	(dB)	(dB)
AV	5.132G	44.14	54.00	-9.86	2.79	3	Horizontal	18	1.36	-	41.35	31.65	5.62	34.48
AV	5.308G	90.80	Inf	-Inf	2.87	3	Horizontal	18	1.36	-	87.93	31.72	5.64	34.49
AV	5.350005G	53.53	54.00	-0.47	2.90	3	Horizontal	18	1.36	-	50.63	31.74	5.65	34.49
PK	5.041G	56.01	74.00	-17.99	2.74	3	Horizontal	18	1.36	-	53.27	31.62	5.60	34.48
PK	5.308G	100.01	Inf	-Inf	2.87	3	Horizontal	18	1.36	-	97.13	31.72	5.64	34.49
PK	5.350005G	66.27	74.00	-7.73	2.90	3	Horizontal	18	1.36	-	63.37	31.74	5.65	34.49
PK	5.483G	57.24	68.20	-10.96	2.97	3	Horizontal	18	1.36	-	54.27	31.79	5.67	34.49

802.11ac VHT80_Nss1,(MCS0)_2TX

5290MHz_TX

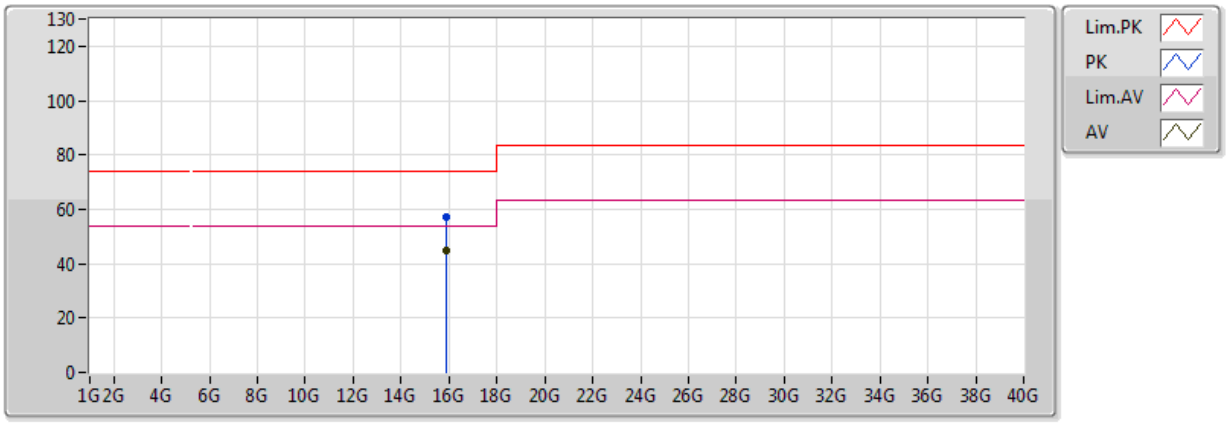

EUT =Y axis, ANT = X axis

Type	Freq	Level	Limit	Margin	Factor	Dist	Condition	Azimuth	Height	Comments	Raw	AF	CL	PA
	(Hz)	(dBuV/m)	(dBuV/m)	(dB)	(dB)	(m)		(°)	(m)		(dBuV)	(dB)	(dB)	(dB)
AV	15.87G	45.05	54.00	-8.95	12.55	3	Vertical	325	1.14	-	32.50	37.59	10.04	35.08
PK	15.87G	57.16	74.00	-16.84	12.55	3	Vertical	325	1.14	-	44.61	37.59	10.04	35.08

802.11ac VHT80_Nss1,(MCS0)_2TX

5290MHz_TX

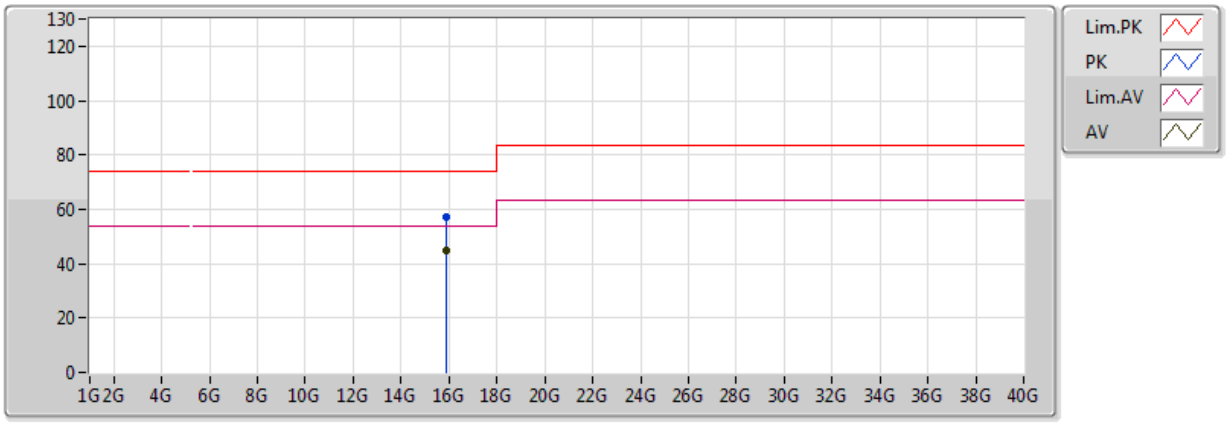

EUT =Y axis, ANT = X axis

Type	Freq	Level	Limit	Margin	Factor	Dist	Condition	Azimuth	Height	Comments	Raw	AF	CL	PA
	(Hz)	(dBuV/m)	(dBuV/m)	(dB)	(dB)	(m)		(°)	(m)		(dBuV)	(dB)	(dB)	(dB)
AV	15.87G	44.70	54.00	-9.30	12.55	3	Horizontal	207	1.52	-	32.15	37.59	10.04	35.08
PK	15.87G	57.00	74.00	-17.00	12.55	3	Horizontal	207	1.52	-	44.45	37.59	10.04	35.08

802.11ac VHT80_Nss1,(MCS0)_2TX

5530MHz_TX

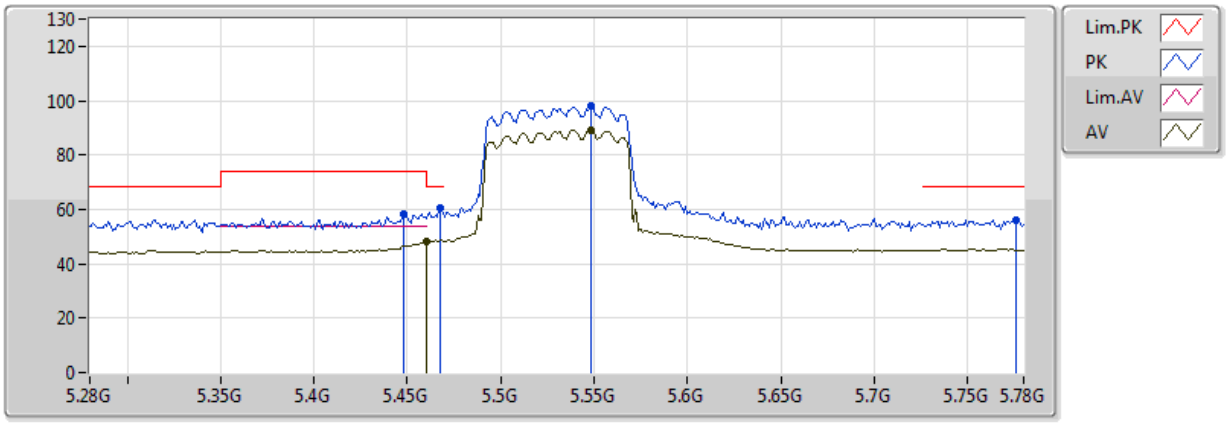

EUT =Y axis, ANT = X axis

Type	Freq	Level	Limit	Margin	Factor	Dist	Condition	Azimuth	Height	Comments	Raw	AF	CL	PA
	(Hz)	(dBuV/m)	(dBuV/m)	(dB)	(dB)	(m)		(°)	(m)		(dBuV)	(dB)	(dB)	(dB)
AV	5.46G	47.96	54.00	-6.04	2.96	3	Vertical	75	1.03	-	45.00	31.78	5.67	34.49
AV	5.548G	89.36	Inf	-Inf	3.08	3	Vertical	75	1.03	-	86.28	31.88	5.70	34.50
PK	5.448G	58.21	74.00	-15.79	2.95	3	Vertical	75	1.03	-	55.26	31.78	5.66	34.49
PK	5.468G	60.42	68.20	-7.78	2.96	3	Vertical	75	1.03	-	57.46	31.79	5.67	34.49
PK	5.548G	98.03	Inf	-Inf	3.08	3	Vertical	75	1.03	-	94.95	31.88	5.70	34.50
PK	5.776G	55.96	68.20	-12.24	3.56	3	Vertical	75	1.03	-	52.40	32.24	5.87	34.56

802.11ac VHT80_Nss1,(MCS0)_2TX

5530MHz_TX

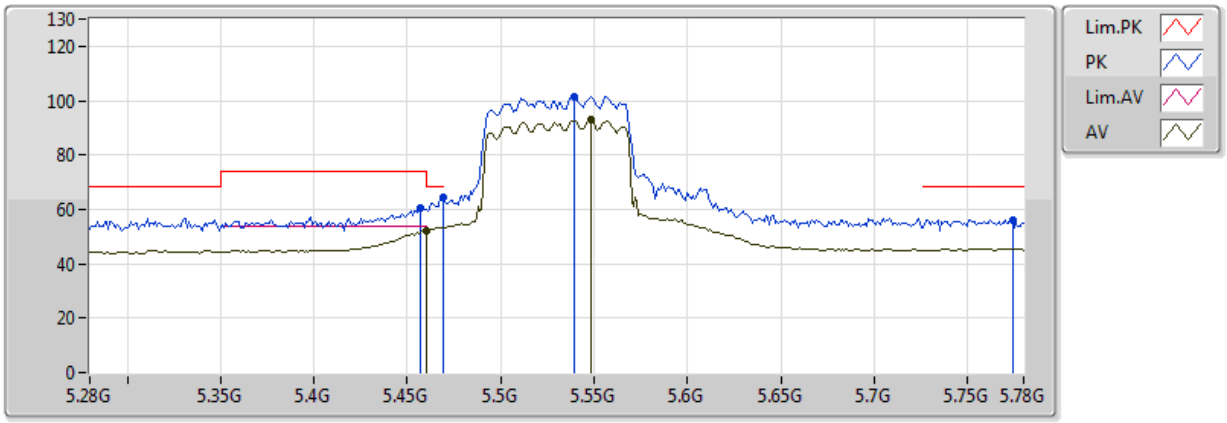

EUT =Y axis, ANT = X axis

Type	Freq	Level	Limit	Margin	Factor	Dist	Condition	Azimuth	Height	Comments	Raw	AF	CL	PA
	(Hz)	(dBuV/m)	(dBuV/m)	(dB)	(dB)	(m)		(°)	(m)		(dBuV)	(dB)	(dB)	(dB)
AV	5.46G	51.92	54.00	-2.08	2.96	3	Horizontal	3	1.78	-	48.96	31.78	5.67	34.49
AV	5.548G	92.87	Inf	-Inf	3.08	3	Horizontal	3	1.78	-	89.79	31.88	5.70	34.50
PK	5.457G	60.63	74.00	-13.37	2.96	3	Horizontal	3	1.78	-	57.67	31.78	5.67	34.49
PK	5.469G	64.35	68.20	-3.85	2.96	3	Horizontal	3	1.78	-	61.39	31.79	5.67	34.49
PK	5.539G	101.32	Inf	-Inf	3.06	3	Horizontal	3	1.78	-	98.25	31.86	5.70	34.50
PK	5.774G	56.28	68.20	-11.92	3.55	3	Horizontal	3	1.78	-	52.73	32.24	5.87	34.55

802.11ac VHT80_Nss1,(MCS0)_2TX

5530MHz_TX

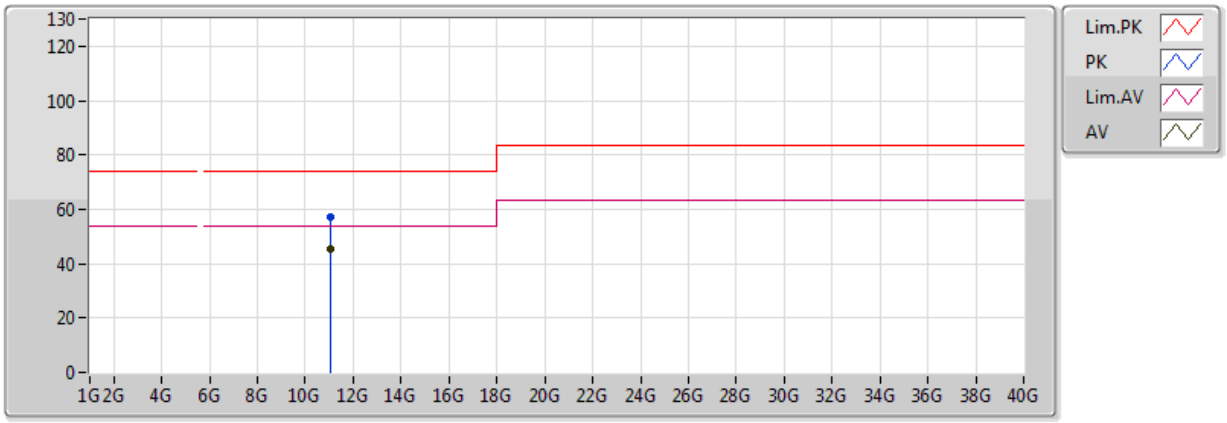

EUT =Y axis, ANT = X axis

Type	Freq	Level	Limit	Margin	Factor	Dist	Condition	Azimuth	Height	Comments	Raw	AF	CL	PA
	(Hz)	(dBuV/m)	(dBuV/m)	(dB)	(dB)	(m)		(°)	(m)		(dBuV)	(dB)	(dB)	(dB)
AV	11.06G	45.44	54.00	-8.56	14.00	3	Vertical	1	1.50	-	31.44	40.32	8.24	34.55
PK	11.06G	57.05	74.00	-16.95	14.00	3	Vertical	1	1.50	-	43.05	40.32	8.24	34.55

802.11ac VHT80_Nss1,(MCS0)_2TX

5530MHz_TX

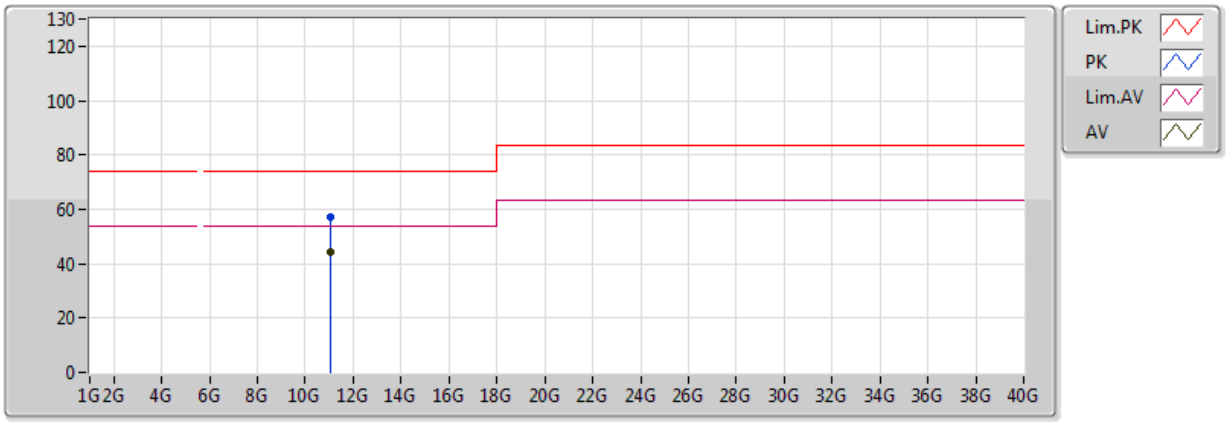

EUT =Y axis, ANT = X axis

Type	Freq	Level	Limit	Margin	Factor	Dist	Condition	Azimuth	Height	Comments	Raw	AF	CL	PA
	(Hz)	(dBuV/m)	(dBuV/m)	(dB)	(dB)	(m)		(°)	(m)		(dBuV)	(dB)	(dB)	(dB)
AV	11.06G	44.30	54.00	-9.70	14.00	3	Horizontal	336	2.19	-	30.30	40.32	8.24	34.55
PK	11.06G	56.98	74.00	-17.02	14.00	3	Horizontal	336	2.19	-	42.98	40.32	8.24	34.55

802.11ac VHT80_Nss1,(MCS0)_2TX

5610MHz_TX

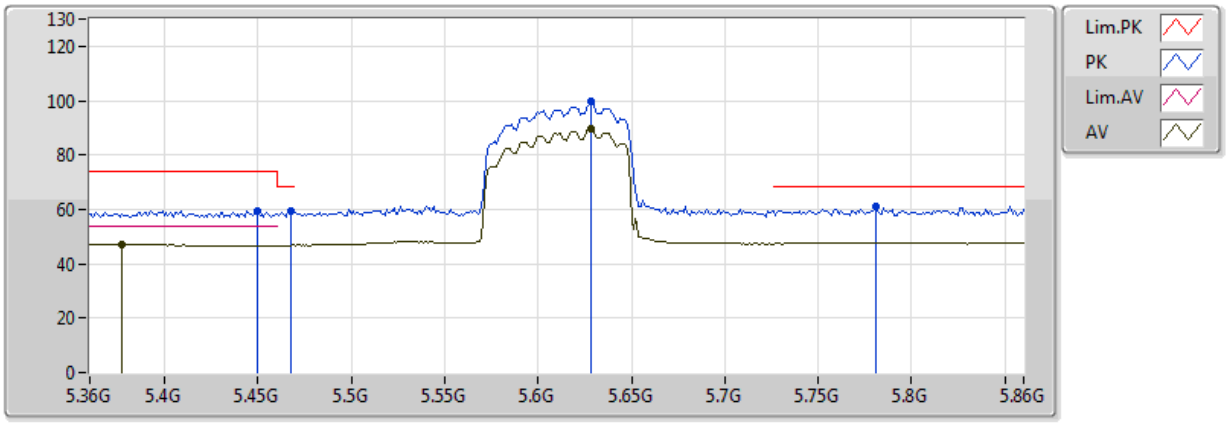

EUT =Y axis, ANT = X axis

Type	Freq	Level	Limit	Margin	Factor	Dist	Condition	Azimuth	Height	Comments	Raw	AF	CL	PA
	(Hz)	(dBuV/m)	(dBuV/m)	(dB)	(dB)	(m)		(°)	(m)		(dBuV)	(dB)	(dB)	(dB)
AV	5.377G	47.13	54.00	-6.87	2.92	3	Vertical	1	1.72	-	44.21	31.75	5.66	34.49
AV	5.628G	89.72	Inf	-Inf	3.25	3	Vertical	1	1.72	-	86.47	32.00	5.76	34.52
PK	5.45G	59.36	74.00	-14.64	2.95	3	Vertical	1	1.72	-	56.41	31.78	5.67	34.49
PK	5.468G	59.59	68.20	-8.61	2.96	3	Vertical	1	1.72	-	56.63	31.79	5.67	34.49
PK	5.628G	99.49	Inf	-Inf	3.25	3	Vertical	1	1.72	-	96.24	32.00	5.76	34.52
PK	5.781G	61.21	68.20	-6.99	3.57	3	Vertical	1	1.72	-	57.64	32.25	5.87	34.56

802.11ac VHT80_Nss1,(MCS0)_2TX

5610MHz_TX

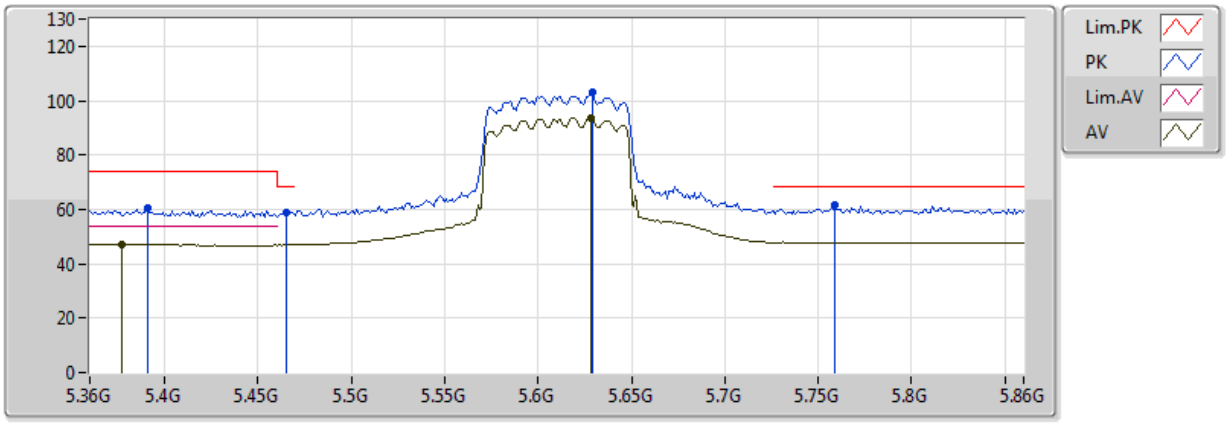

EUT =Y axis, ANT = X axis

Type	Freq	Level	Limit	Margin	Factor	Dist	Condition	Azimuth	Height	Comments	Raw	AF	CL	PA
	(Hz)	(dBuV/m)	(dBuV/m)	(dB)	(dB)	(m)		(°)	(m)		(dBuV)	(dB)	(dB)	(dB)
AV	5.377G	47.17	54.00	-6.83	2.92	3	Horizontal	1	1.72	-	44.26	31.75	5.66	34.49
AV	5.628G	93.68	Inf	-Inf	3.25	3	Horizontal	1	1.72	-	90.43	32.00	5.76	34.52
PK	5.391G	60.36	74.00	-13.64	2.92	3	Horizontal	1	1.72	-	57.44	31.76	5.66	34.49
PK	5.465G	58.76	68.20	-9.44	2.96	3	Horizontal	1	1.72	-	55.80	31.79	5.67	34.49
PK	5.629G	102.88	Inf	-Inf	3.25	3	Horizontal	1	1.72	-	99.63	32.01	5.76	34.52
PK	5.759G	61.49	68.20	-6.71	3.52	3	Horizontal	1	1.72	-	57.97	32.21	5.86	34.55

802.11ac VHT80_Nss1,(MCS0)_2TX

5610MHz_TX

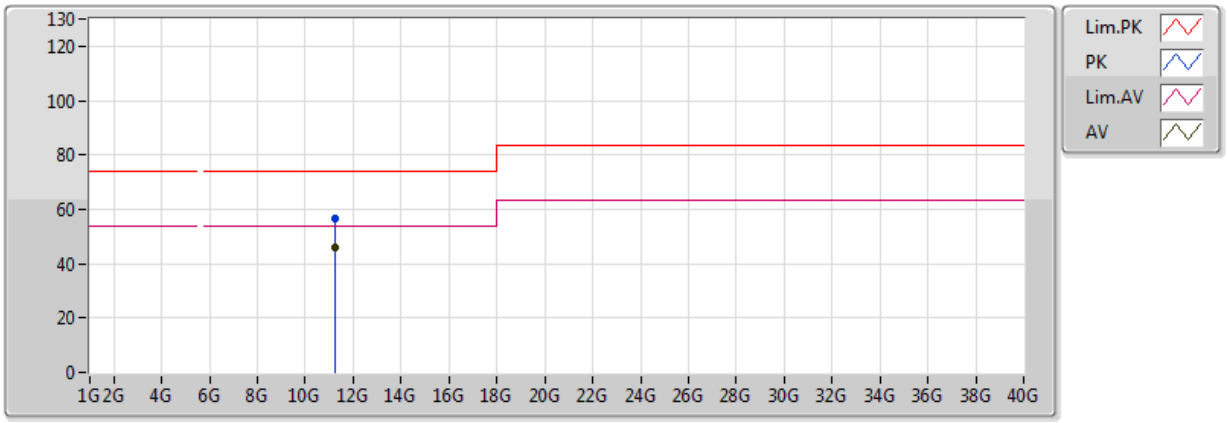

EUT =Y axis, ANT = X axis

Type	Freq	Level	Limit	Margin	Factor	Dist	Condition	Azimuth	Height	Comments	Raw	AF	CL	PA
	(Hz)	(dBuV/m)	(dBuV/m)	(dB)	(dB)	(m)		(°)	(m)		(dBuV)	(dB)	(dB)	(dB)
AV	11.22G	45.76	54.00	-8.24	13.78	3	Vertical	345	1.68	-	31.98	40.09	8.28	34.59
PK	11.22G	56.84	74.00	-17.16	13.78	3	Vertical	345	1.68	-	43.06	40.09	8.28	34.59

802.11ac VHT80_Nss1,(MCS0)_2TX

5610MHz_TX

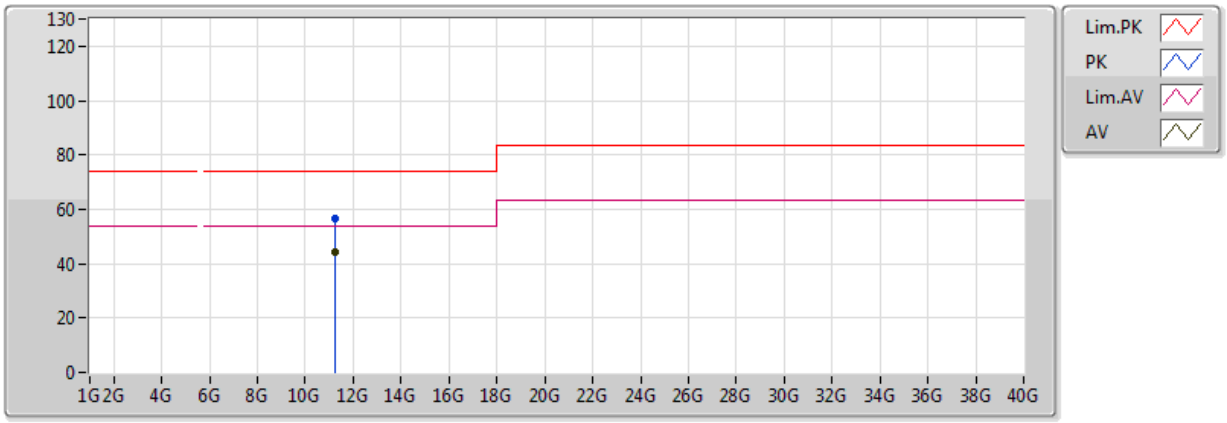

EUT =Y axis, ANT = X axis

Type	Freq	Level	Limit	Margin	Factor	Dist	Condition	Azimuth	Height	Comments	Raw	AF	CL	PA
	(Hz)	(dBuV/m)	(dBuV/m)	(dB)	(dB)	(m)		(°)	(m)		(dBuV)	(dB)	(dB)	(dB)
AV	11.22G	44.00	54.00	-10.00	13.78	3	Horizontal	241	2.40	-	30.22	40.09	8.28	34.59
PK	11.22G	56.40	74.00	-17.60	13.78	3	Horizontal	241	2.40	-	42.62	40.09	8.28	34.59

802.11ac VHT80_Nss1,(MCS0)_2TX

5775MHz_TX

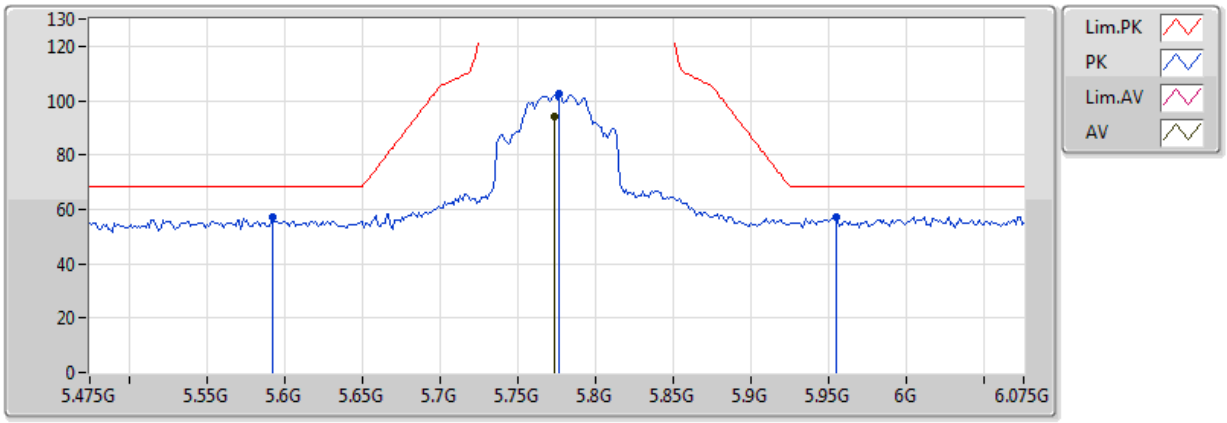

EUT =Y axis, ANT = X axis

Type	Freq	Level	Limit	Margin	Factor	Dist	Condition	Azimuth	Height	Comments	Raw	AF	CL	PA
	(Hz)	(dBuV/m)	(dBuV/m)	(dB)	(dB)	(m)		(°)	(m)		(dBuV)	(dB)	(dB)	(dB)
AV	5.7738G	93.98	Inf	-Inf	3.55	3	Vertical	93	1.31	-	90.43	32.24	5.87	34.55
PK	5.5926G	57.14	68.20	-11.06	3.17	3	Vertical	93	1.31	-	53.97	31.95	5.73	34.51
PK	5.7762G	102.38	Inf	-Inf	3.56	3	Vertical	93	1.31	-	98.82	32.24	5.87	34.56
PK	5.955G	57.39	68.20	-10.81	3.93	3	Vertical	93	1.31	-	53.46	32.53	6.00	34.60

802.11ac VHT80_Nss1,(MCS0)_2TX

5775MHz_TX

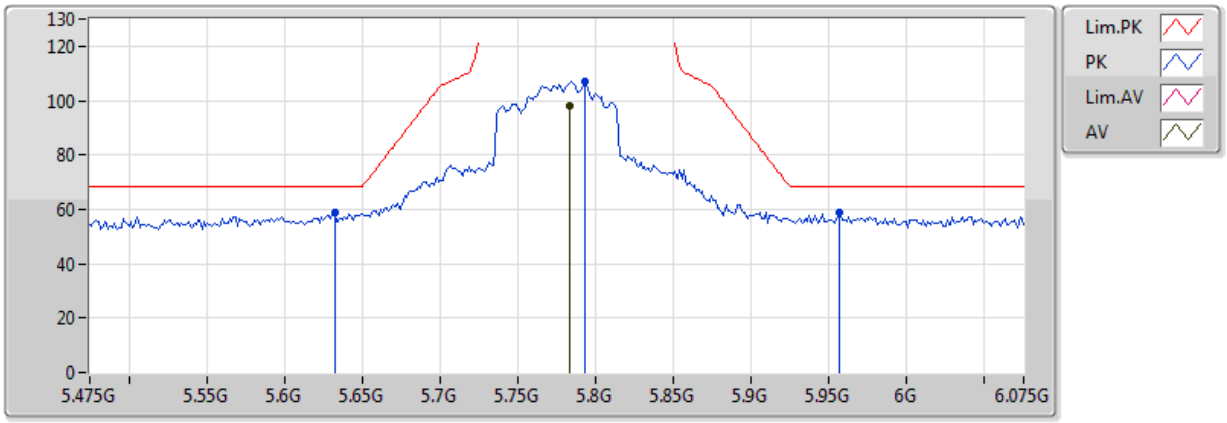

EUT =Y axis, ANT = X axis

Type	Freq	Level	Limit	Margin	Factor	Dist	Condition	Azimuth	Height	Comments	Raw	AF	CL	PA
	(Hz)	(dBuV/m)	(dBuV/m)	(dB)	(dB)	(m)		(°)	(m)		(dBuV)	(dB)	(dB)	(dB)
AV	5.7834G	98.27	Inf	-Inf	3.57	3	Horizontal	360	1.02	-	94.70	32.25	5.88	34.56
PK	5.6322G	58.70	68.20	-9.50	3.25	3	Horizontal	360	1.02	-	55.44	32.01	5.76	34.52
PK	5.793G	107.06	Inf	-Inf	3.59	3	Horizontal	360	1.02	-	103.47	32.27	5.88	34.56
PK	5.9562G	59.05	68.20	-9.15	3.93	3	Horizontal	360	1.02	-	55.12	32.53	6.00	34.60

802.11ac VHT80_Nss1,(MCS0)_2TX

5775MHz_TX

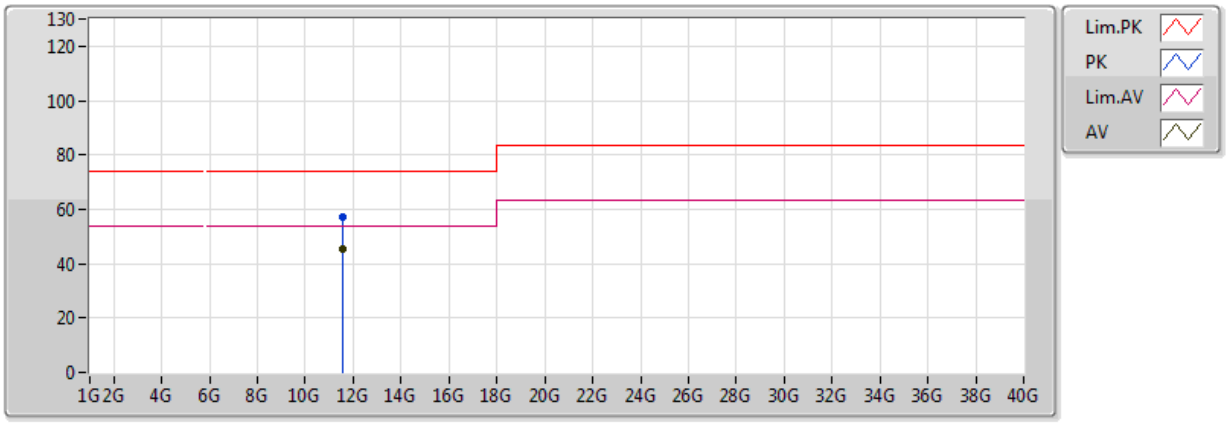

EUT =Y axis, ANT = X axis

Type	Freq	Level	Limit	Margin	Factor	Dist	Condition	Azimuth	Height	Comments	Raw	AF	CL	PA
	(Hz)	(dBuV/m)	(dBuV/m)	(dB)	(dB)	(m)		(°)	(m)		(dBuV)	(dB)	(dB)	(dB)
AV	11.55G	45.15	54.00	-8.85	13.33	3	Vertical	0	2.09	-	31.82	39.63	8.37	34.67
PK	11.55G	57.01	74.00	-16.99	13.33	3	Vertical	0	2.09	-	43.68	39.63	8.37	34.67

802.11ac VHT80_Nss1,(MCS0)_2TX

5775MHz_TX

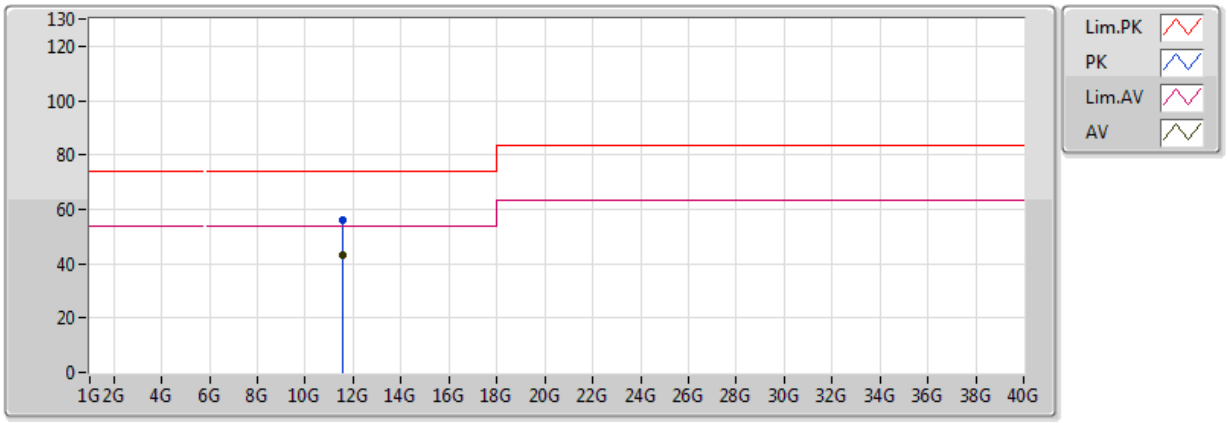

EUT =Y axis, ANT = X axis

Type	Freq	Level	Limit	Margin	Factor	Dist	Condition	Azimuth	Height	Comments	Raw	AF	CL	PA
	(Hz)	(dBuV/m)	(dBuV/m)	(dB)	(dB)	(m)		(°)	(m)		(dBuV)	(dB)	(dB)	(dB)
AV	11.55G	43.38	54.00	-10.62	13.33	3	Horizontal	234	2.03	-	30.05	39.63	8.37	34.67
PK	11.55G	56.24	74.00	-17.76	13.33	3	Horizontal	234	2.03	-	42.91	39.63	8.37	34.67

Summary

Mode	Result	Ch (Hz)	Center (Hz)	ppm	Limit (ppm)	Port	Remark
802.11a_(6Mbps)_1TX	-	-	-	-	-	-	-
5.15-5.25GHz	Pass	5.2G	5.200088G	16.945	20	1	0 min

Result

Mode	Result	Ch (Hz)	Center (Hz)	ppm	Limit (ppm)	Port	Remark
802.11a_(6Mbps)_1TX	-	-	-	-	-	-	-
5200MHz_0°C	Pass	5.2G	5.200017G	3.245	20	1	0 min
5200MHz_0°C	Pass	5.2G	5.200026G	5.047	20	1	2 min
5200MHz_0°C	Pass	5.2G	5.200026G	5.047	20	1	5 min
5200MHz_0°C	Pass	5.2G	5.200019G	3.605	20	1	10 min
5200MHz_10°C	Pass	5.2G	5.200017G	3.245	20	1	0 min
5200MHz_10°C	Pass	5.2G	5.200019G	3.605	20	1	2 min
5200MHz_10°C	Pass	5.2G	5.200017G	3.245	20	1	5 min
5200MHz_10°C	Pass	5.2G	5.200017G	3.245	20	1	10 min
5200MHz_20°C	Pass	5.2G	5.200002G	0.361	20	1	0 min
5200MHz_20°C	Pass	5.2G	5.199998G	0.361	20	1	2 min
5200MHz_20°C	Pass	5.2G	5.200007G	1.442	20	1	5 min
5200MHz_20°C	Pass	5.2G	5.200002G	0.361	20	1	10 min
5200MHz_30°C	Pass	5.2G	5.199991G	1.803	20	1	0 min
5200MHz_30°C	Pass	5.2G	5.199993G	1.442	20	1	2 min
5200MHz_30°C	Pass	5.2G	5.199998G	0.361	20	1	5 min
5200MHz_30°C	Pass	5.2G	5.200004G	0.721	20	1	10 min
5200MHz_40°C	Pass	5.2G	5.200006G	1.082	20	1	0 min
5200MHz_40°C	Pass	5.2G	5.200002G	0.361	20	1	2 min
5200MHz_40°C	Pass	5.2G	5.200006G	1.082	20	1	5 min
5200MHz_40°C	Pass	5.2G	5.200002G	0.361	20	1	10 min
5200MHz_50°C	Pass	5.2G	5.20003G	5.769	20	1	0 min
5200MHz_50°C	Pass	5.2G	5.200024G	4.687	20	1	2 min
5200MHz_50°C	Pass	5.2G	5.200026G	5.047	20	1	5 min
5200MHz_50°C	Pass	5.2G	5.20003G	5.769	20	1	10 min
5200MHz_60°C	Pass	5.2G	5.200073G	14.061	20	1	0 min
5200MHz_60°C	Pass	5.2G	5.200079G	15.142	20	1	2 min
5200MHz_60°C	Pass	5.2G	5.200084G	16.224	20	1	5 min
5200MHz_60°C	Pass	5.2G	5.200079G	15.142	20	1	10 min
5200MHz_70°C	Pass	5.2G	5.200088G	16.945	20	1	0 min
5200MHz_70°C	Pass	5.2G	5.200086G	16.584	20	1	2 min
5200MHz_70°C	Pass	5.2G	5.200082G	15.863	20	1	5 min
5200MHz_70°C	Pass	5.2G	5.200077G	14.782	20	1	10 min
5200MHz_138V	Pass	5.2G	5.200009G	1.803	20	1	0 min
5200MHz_138V	Pass	5.2G	5.199994G	1.082	20	1	2 min
5200MHz_138V	Pass	5.2G	5.200007G	1.442	20	1	5 min
5200MHz_138V	Pass	5.2G	5.200002G	0.361	20	1	10 min
5200MHz_120V	Pass	5.2G	5.200006G	1.082	20	1	0 min
5200MHz_120V	Pass	5.2G	5.200006G	1.082	20	1	2 min
5200MHz_120V	Pass	5.2G	5.200006G	1.082	20	1	5 min
5200MHz_120V	Pass	5.2G	5.199993G	1.442	20	1	10 min
5200MHz_102V	Pass	5.2G	5.200004G	0.721	20	1	0 min
5200MHz_102V	Pass	5.2G	5.200006G	1.082	20	1	2 min
5200MHz_102V	Pass	5.2G	5.199996G	0.721	20	1	5 min

Mode	Result	Ch (Hz)	Center (Hz)	ppm	Limit (ppm)	Port	Remark
5200MHz_102V	Pass	5.2G	5.200002G	0.361	20	1	10 min

Summary

Mode	Result	Ch (Hz)	Center (Hz)	ppm	Limit (ppm)	Port	Remark
802.11a_(6Mbps)_1TX	-	-	-	-	-	-	-
5.15-5.25GHz	Pass	5.2G	5.200088G	16.945	20	2	0 min

Result

Mode	Result	Ch (Hz)	Center (Hz)	ppm	Limit (ppm)	Port	Remark
802.11a_(6Mbps)_1TX	-	-	-	-	-	-	-
5200MHz_0°C	Pass	5.2G	5.200017G	3.245	20	2	0 min
5200MHz_0°C	Pass	5.2G	5.200026G	5.047	20	2	2 min
5200MHz_0°C	Pass	5.2G	5.200026G	5.047	20	2	5 min
5200MHz_0°C	Pass	5.2G	5.200019G	3.605	20	2	10 min
5200MHz_10°C	Pass	5.2G	5.200017G	3.245	20	2	0 min
5200MHz_10°C	Pass	5.2G	5.200019G	3.605	20	2	2 min
5200MHz_10°C	Pass	5.2G	5.200017G	3.245	20	2	5 min
5200MHz_10°C	Pass	5.2G	5.200017G	3.245	20	2	10 min
5200MHz_20°C	Pass	5.2G	5.200002G	0.361	20	2	0 min
5200MHz_20°C	Pass	5.2G	5.199998G	0.361	20	2	2 min
5200MHz_20°C	Pass	5.2G	5.200007G	1.442	20	2	5 min
5200MHz_20°C	Pass	5.2G	5.200002G	0.361	20	2	10 min
5200MHz_30°C	Pass	5.2G	5.199991G	1.803	20	2	0 min
5200MHz_30°C	Pass	5.2G	5.199993G	1.442	20	2	2 min
5200MHz_30°C	Pass	5.2G	5.199998G	0.361	20	2	5 min
5200MHz_30°C	Pass	5.2G	5.200004G	0.721	20	2	10 min
5200MHz_40°C	Pass	5.2G	5.200006G	1.082	20	2	0 min
5200MHz_40°C	Pass	5.2G	5.200002G	0.361	20	2	2 min
5200MHz_40°C	Pass	5.2G	5.200006G	1.082	20	2	5 min
5200MHz_40°C	Pass	5.2G	5.200002G	0.361	20	2	10 min
5200MHz_50°C	Pass	5.2G	5.20003G	5.769	20	2	0 min
5200MHz_50°C	Pass	5.2G	5.200024G	4.687	20	2	2 min
5200MHz_50°C	Pass	5.2G	5.200026G	5.047	20	2	5 min
5200MHz_50°C	Pass	5.2G	5.20003G	5.769	20	2	10 min
5200MHz_60°C	Pass	5.2G	5.200073G	14.061	20	2	0 min
5200MHz_60°C	Pass	5.2G	5.200079G	15.142	20	2	2 min
5200MHz_60°C	Pass	5.2G	5.200084G	16.224	20	2	5 min
5200MHz_60°C	Pass	5.2G	5.200079G	15.142	20	2	10 min
5200MHz_65°C	Pass	5.2G	5.200088G	16.945	20	2	0 min
5200MHz_65°C	Pass	5.2G	5.200086G	16.584	20	2	2 min
5200MHz_65°C	Pass	5.2G	5.200082G	15.863	20	2	5 min
5200MHz_65°C	Pass	5.2G	5.200077G	14.782	20	2	10 min
5200MHz_138V	Pass	5.2G	5.200009G	1.803	20	2	0 min
5200MHz_138V	Pass	5.2G	5.199994G	1.082	20	2	2 min
5200MHz_138V	Pass	5.2G	5.200007G	1.442	20	2	5 min
5200MHz_138V	Pass	5.2G	5.200002G	0.361	20	2	10 min
5200MHz_120V	Pass	5.2G	5.200006G	1.082	20	2	0 min
5200MHz_120V	Pass	5.2G	5.200006G	1.082	20	2	2 min
5200MHz_120V	Pass	5.2G	5.200006G	1.082	20	2	5 min
5200MHz_120V	Pass	5.2G	5.199993G	1.442	20	2	10 min
5200MHz_102V	Pass	5.2G	5.200004G	0.721	20	2	0 min
5200MHz_102V	Pass	5.2G	5.200006G	1.082	20	2	2 min
5200MHz_102V	Pass	5.2G	5.199996G	0.721	20	2	5 min

Mode	Result	Ch (Hz)	Center (Hz)	ppm	Limit (ppm)	Port	Remark
5200MHz_102V	Pass	5.2G	5.200002G	0.361	20	2	10 min