LEADER OF GREEN TECHNOLOGY

Wireless Charging Pad

(Product warranty enclosed)

RFTech Co., Ltd.

Product Configuration

〈Wireless charging pad〉

〈Product manual〉

Illustrated parts

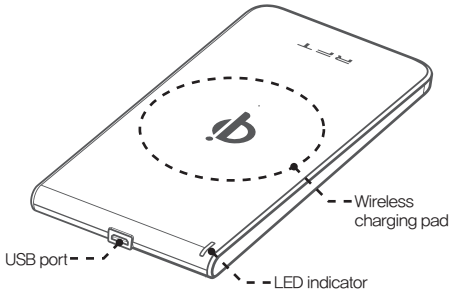

Directions

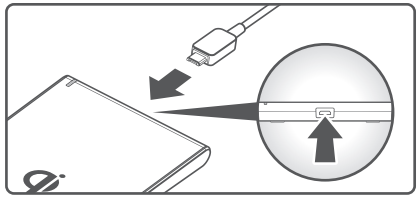

1 Connect power to wireless charging pad

ⓘ The LED indicator will display charger status.
If the charger does not work or is not registering power input, try disconnecting and reconnecting the charger.

Charger status	LED indicator
Power connected	Red → Green → Orange → flicker and then turn off
Charger idle	Off
Charging	Green
Not enough current to charge	Green flicker
Protection mode on	Orange flicker

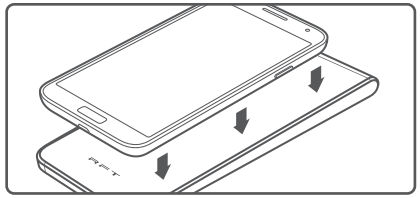

2 Place your mobile appliance at the center of the charging pad.

ⓘ The Charger uses magnetic induction technology.
The charger may not charge properly if the appliance is not placed correctly or if a foreign object is lodged between the appliance and the charging pad.

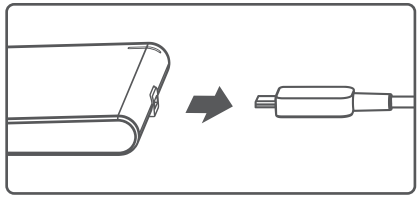

3 When the charging is complete, disconnect the power adaptor from the charging pad.

ⓘ Check the charging icon on the screen of your mobile appliance to make sure it is charging properly.
The DMB (Digital Multimedia Broadcasting) cannot be used while charging wirelessly.

How to confirm whether charger is working properly



Confirm the charger's LED indicator and the mobile appliance's screen to find out whether it is charging properly.

Proper charging may not be achieved if the receiver area of the mobile appliance is not placed in the dead center of the wireless charging pad.

Product special features

The RFT Wireless Charging Pad is WPC Qi-certified. It is compatible with Qi-compliant mobile appliances.

Product specifications

Category	Specification
Model	WT-100WK
Power input	5.0V ⎓ 2.0A
Operating temperature	-10℃~+50℃
Frequency range	110KHz~205KHz
Size (mm)	79.8 x 161.6 x 10.7
Weight (g)	89g

Customer support

Customer support center address
#60, 1763-gil, Jukyangdae-ro, Cheoin-gu, Yongin-si, Gyeonggi-do

Customer support center phone number
1800-9314

Customer support center website address
www.RFTECH.co.kr

Warning

- The following provides information to ensure user safety and to prevent the loss of, or damage to property.
- Please read these instructions carefully before use and use the product appropriately.
- RTF Co., Ltd. shall not liable for any personal injury or property damage caused by a failure to follow these safety instructions.
- A failure to follow the safety instructions can cause fire, electric shock and damage and malfunction to this product. Please use the product appropriately.
- Do not disassemble or make modifications to the product.
- Do not place any metallic items on the product.
- Do not place a wireless charging cover by itself on the product.
- Do not attempt to plug in or unplug the wireless charging pad with wet hands or when the wireless charging pad is wet.
- Do not drop the product or subject it to strong shocks.
- Do not place heavy objects on top of the product.
- Do not use or leave this product inside or near heating devices. Keep the product in a dry place and avoid storing in wet and humid places.
- Use 5V / 2.0A certified adaptors.
- Do not use the product for purposes other than originally intended.

CE 0678

Product Warranty

- Warranty coverage shall be 1 year from the date of purchase.
- After purchase, please fill in the product warranty certificate below and certify the date of purchase, also make sure to keep a valid registered receipt.
- In the case the date of purchase cannot be determined, it shall be assumed that the date of purchase was 3 months after the product manufacture date.

Scope and subject of warranty

- Product failure under regular and intended use within the warranty period (1 year).
- Where the regular and intended use of the product can only be achieved through a change in parts or modification.

Exclusion from warranty

- Where product failure is caused by a disassembly, modification, remodeling, repair, and such arbitrarily actions undertaken by an unapproved person.
- Where product failure is caused by natural disaster or force majeure condition (fire, flooding, lightening, and others).
- Where product failure is caused by not following the prescribed instructions or if it is caused by faults attributable to the user (flooding, damage, accidents, and such).

Product Warranty Certificate

Product	
Model	
Date of purchase	
Place of purchase (outlet)	
Serial No.	

01/2015 Rev.1.0

FCC Part 15.19

This device complies with part 15 of the FCC Rules. Operation is subject to the following two conditions: (1) This device may not cause harmful interference, and (2) this device must accept any interference received, including interference that may cause undesired operation.

FCC Part 15.21

Any changes or modifications (including the antennas) to this device that are not expressly approved by the manufacturer may void the user's authority to operate the equipment.

FCC RF Radiation Exposure Statement

This equipment complies with FCC RF Radiation exposure limits set forth for an uncontrolled environment. This device and its antenna must not be co-located or operating in conjunction with any other antenna or transmitter.
This equipment should be installed and operated with a minimum distance of 20 centimeters between the radiator and your body.