# Appendix_to_1-2846/16-02-05-B

**CETECOM ICT Services** is now

CTC advanced
member of RWTÜV group

This test report annex is electronically signed and valid without handwriting signature. For verification of the electronic signatures, the public keys can be requested at the testing laboratory.

**Appendix authorized:**

cn=Stefan Boes, o=CTC advanced GmbH, ou=BOE-161129, email=Stefan.Boes@ctcadvanced.com, c=DE
2017.04.20 08:25:13 +02'00'

Stefan Boes
Lab Manager
Radio Communications & EMC

1 Antenna gain ..... 3
2 Band edge compliance radiated ..... 5
3 TX spurious emissions radiated ..... 26
4 RX spurious emissions radiated ..... 382
5 Spurious emissions radiated < 30 MHz ..... 395
6 Document history ..... 400

# 1 Antenna gain

**Antenna 1: M3002-66494**

| **OFDM** 5150 MHz to 5850 MHz | **Gain** | | | | | |
|---|---|---|---|---|---|---|
| Channel | 5180 MHz | 5320 MHz | 5500 MHz | 5700 MHz | 5745 MHz | 5825 MHz |
| Radiated power for gain calculation | 15.1 | 16.7 | 18.4 | 19.2 | 14.82 | 14.32 |
| Conducted power for gain calculation | 13.89 | 15.37 | 15.53 | 16.02 | 13.0 | 11.5 |
| Gain | 1.21 | 1.33 | 2.87 | 3.18 | -1.82 | -2.82 |
| Measurement uncertainty | ± 3 dB | | | | | |

**Antenna 2: 453564154611**

| **OFDM** 5150 MHz to 5850 MHz | **Gain** | | | | | |
|---|---|---|---|---|---|---|
| Channel | 5180 MHz | 5320 MHz | 5500 MHz | 5700 MHz | 5745 MHz | 5825 MHz |
| Radiated power for gain calculation | 10.6 | 15.1 | 17.1 | 16.1 | 14.82 | 14.32 |
| Conducted power for gain calculation | 13.89 | 15.37 | 15.53 | 16.02 | 11.4 | 10.1 |
| Gain | -3.29 | -0.27 | 1.57 | 0.08 | -3.42 | -4.22 |
| Measurement uncertainty | ± 3 dB | | | | | |

**Antenna 3: 453564175981**

| **OFDM** 5150 MHz to 5850 MHz | **Gain** | | | | | |
|---|---|---|---|---|---|---|
| Channel | 5180 MHz | 5320 MHz | 5500 MHz | 5700 MHz | 5745 MHz | 5825 MHz |
| Radiated power for gain calculation | 17.5 | 20.5 | 19.9 | 19.8 | 14.82 | 14.32 |
| Conducted power for gain calculation | 13.89 | 15.37 | 15.53 | 16.02 | 17.7 | 17.6 |
| Gain | 3.61 | 5.13 | 4.37 | 3.78 | 2.88 | 3.28 |
| Measurement uncertainty | ± 3 dB | | | | | |

**Antenna 4: 453564271931**

| **OFDM** 5150 MHz to 5850 MHz | **Gain** | | | | | |
|---|---|---|---|---|---|---|
| Channel | 5180 MHz | 5320 MHz | 5500 MHz | 5700 MHz | 5745 MHz | 5825 MHz |
| Radiated power for gain calculation | 13.7 | 13.3 | 15.9 | 16.6 | 14.82 | 14.32 |
| Conducted power for gain calculation | 13.89 | 15.37 | 15.53 | 16.02 | 14.5 | 11.9 |
| Gain | -0.19 | -2.07 | 0.37 | 0.58 | -0.32 | -2.42 |
| Measurement uncertainty | ± 3 dB | | | | | |

## 2 Band edge compliance radiated

**Description:**

Measurement of the radiated band edge compliance. The EUT is turned in the position that results in the maximum level at the band edge. Then a sweep over the corresponding restricted band is performed. The EUT is set to the lowest channel for the lower restricted band and to the highest channel for the upper restricted band. Measurement distance is 3m.

**Measurement:**

| Measurement parameter | |
|---|---|
| Detector: | Peak / RMS |
| Sweep time: | Auto |
| Resolution bandwidth: | 1 MHz |
| Video bandwidth: | 10 Hz / 1 MHz |
| Span: | See plots! |
| Trace-Mode: | Max Hold |

**Limits:**

| Band Edge Compliance Radiated |
|---|
| In any 100 kHz bandwidth outside the frequency band in which the spread spectrum or digitally modulated intentional radiator is operating, the radio frequency power that is produced by the intentional radiator shall be at least 20 dB below that in the 100 kHz bandwidth within the band that contains the highest level of the desired power, based on either an RF conducted or a radiated measurement. Attenuation below the general limits specified in Section 15.209(a) is not required. In addition, radiated emissions which fall in the restricted bands, as defined in Section 15.205(a), must also comply with the radiated emission limits specified in Section 15.209(a) (see Section 5.205(c)). |
| 74 dBµV/m PEAK<br>54 dBµV/m AVG |

**Result:**

| Scenario | Band Edge Compliance Radiated [dBµV/m] |
|---|---|
| band edge | < 74 dBµV/m (AVG)<br>< 54 dBµV/m (PEAK) |
| Measurement uncertainty | ± 3 dB |

## Plots: Antenna M3002-66494

**Plot 1:** lower band edge, vertical & horizontal polarization (a mode), channel 36

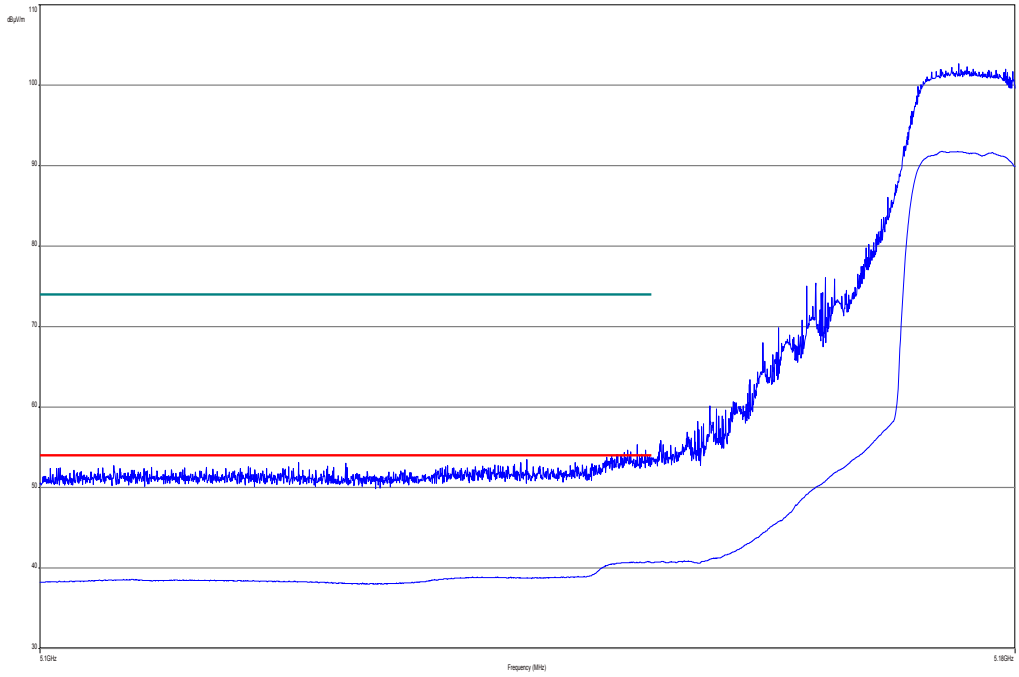


**Plot 2:** upper band edge, vertical & horizontal polarization (a mode), channel 64

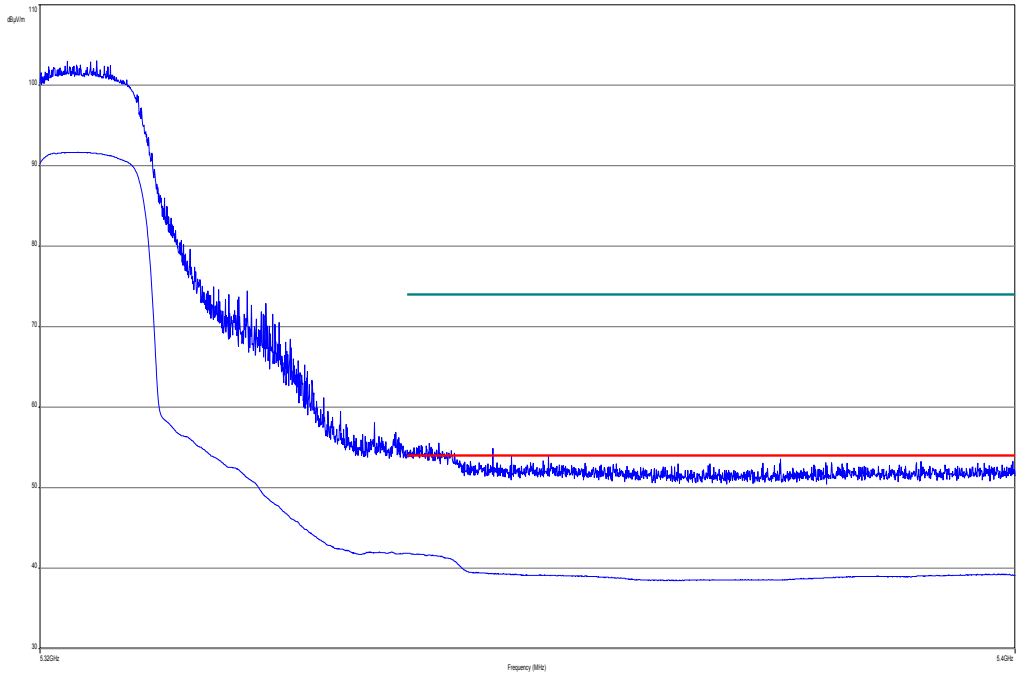

**Plot 3:** lower band edge, vertical & horizontal polarization (a mode), channel 100

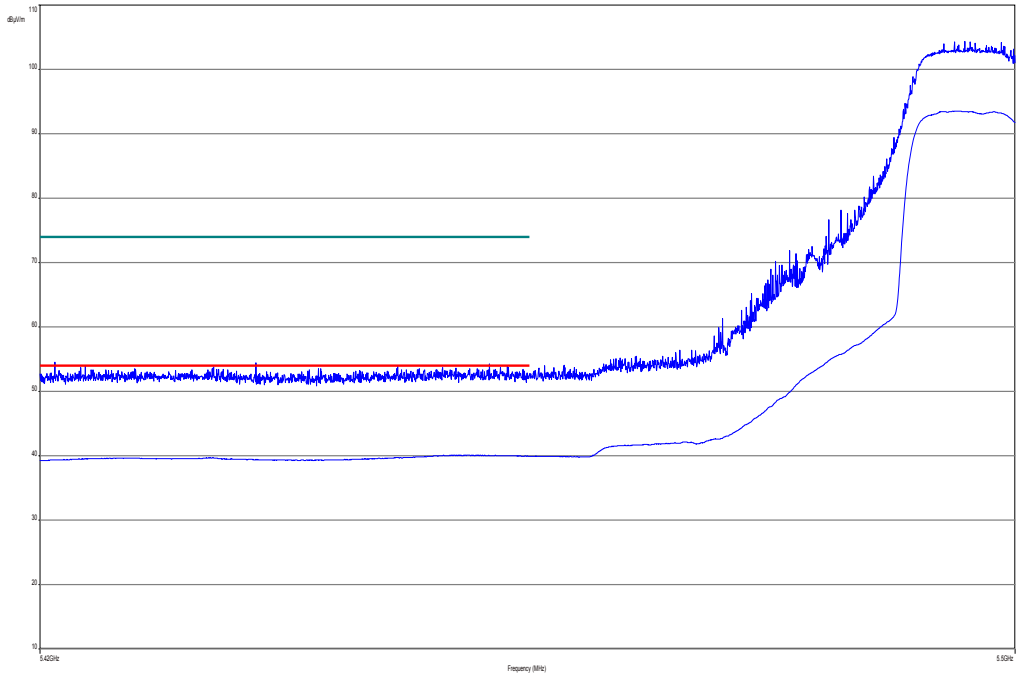


**Plot 4:** lower band edge, vertical & horizontal polarization (n HT 20 mode), channel 36

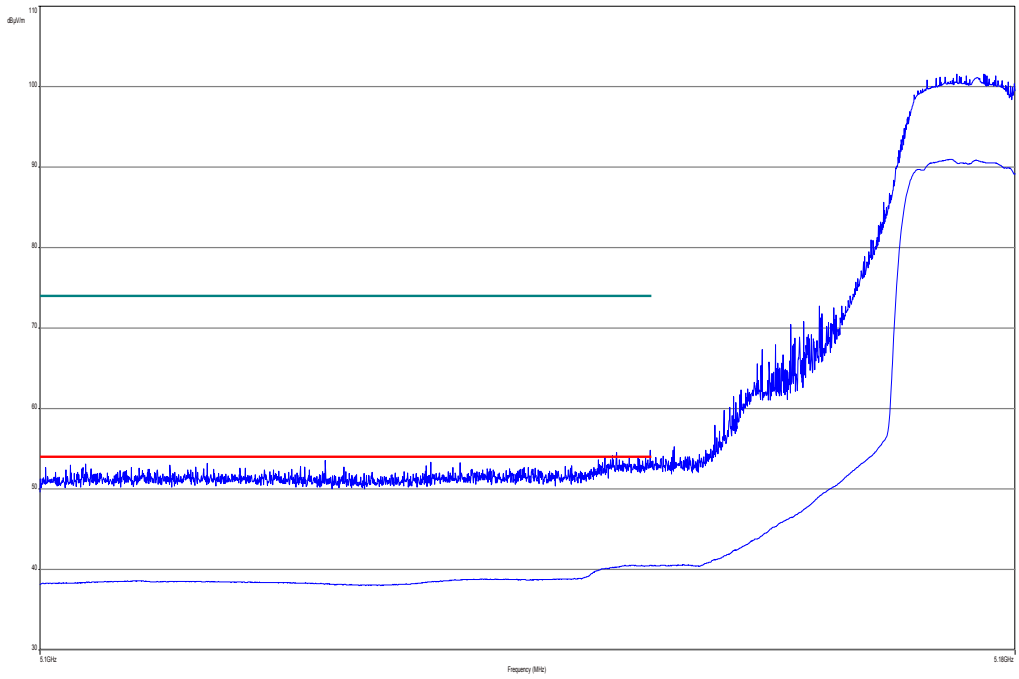

**Plot 5:** upper band edge, vertical & horizontal polarization (n HT 20 mode), channel 64

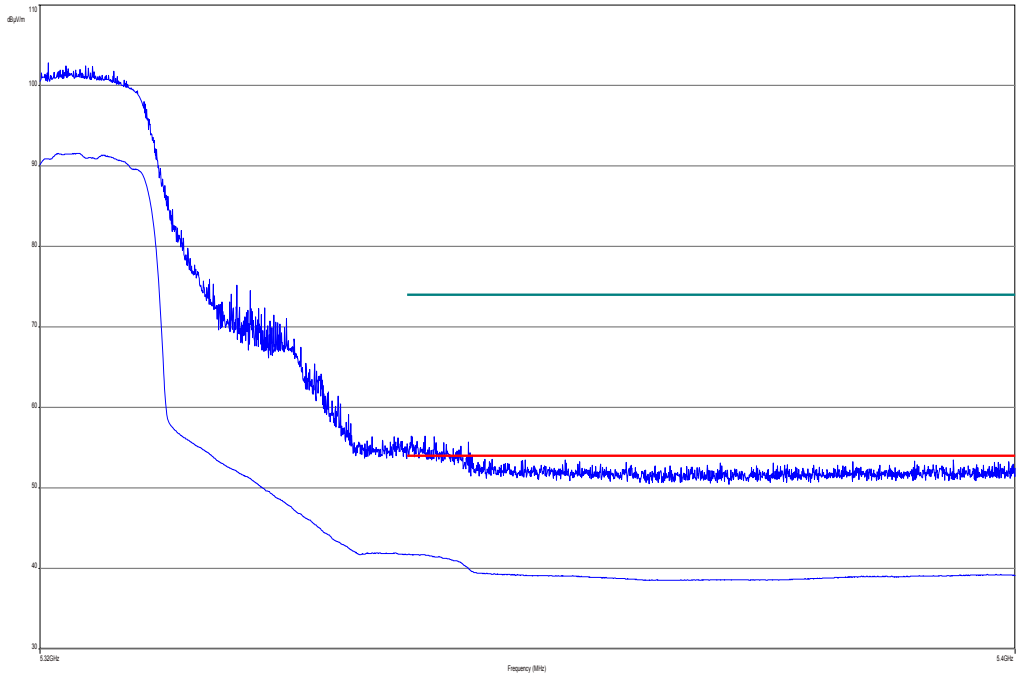


**Plot 6:** lower band edge, vertical & horizontal polarization (n HT 20 mode), channel 100

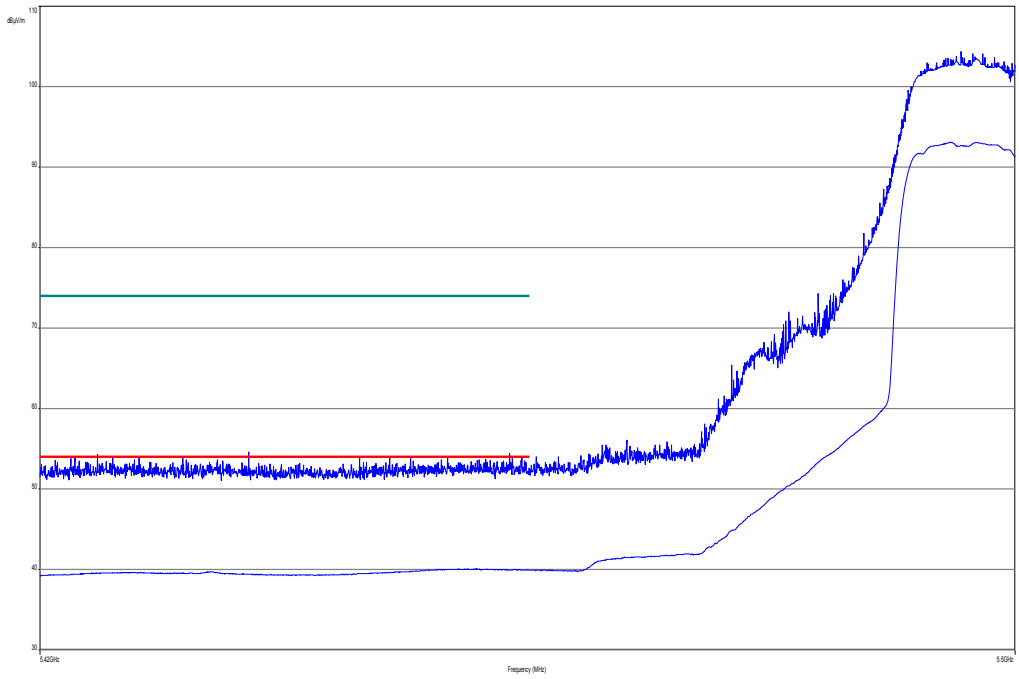

**Plot 7:** lower band edge, vertical & horizontal polarization (n HT 40 mode), channel 38

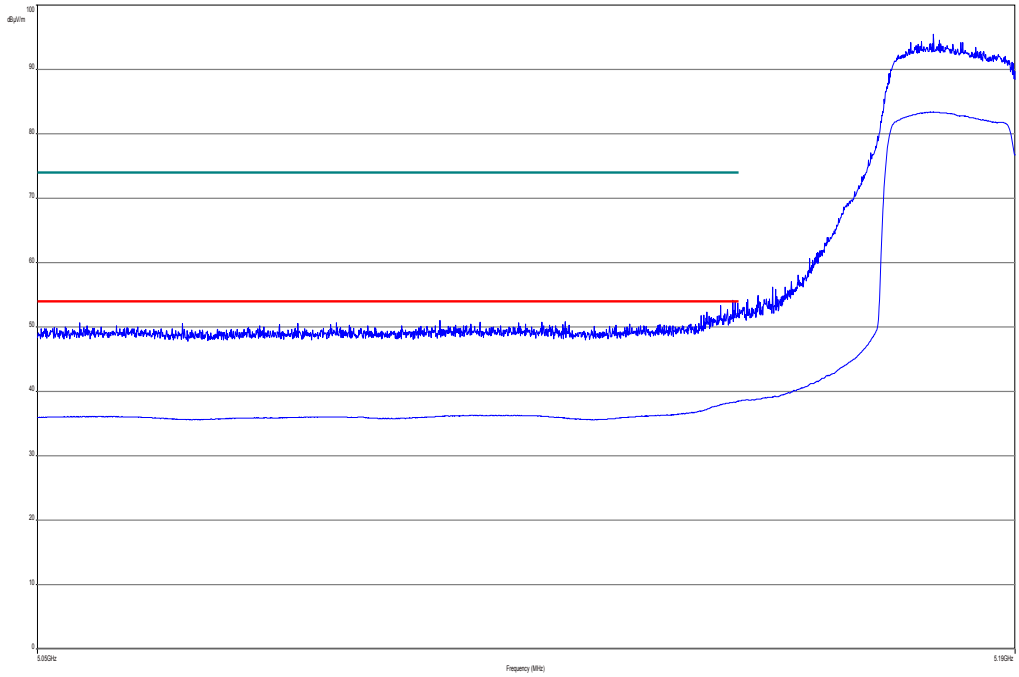


**Plot 8:** upper band edge, vertical & horizontal polarization (n HT 40 mode), channel 62

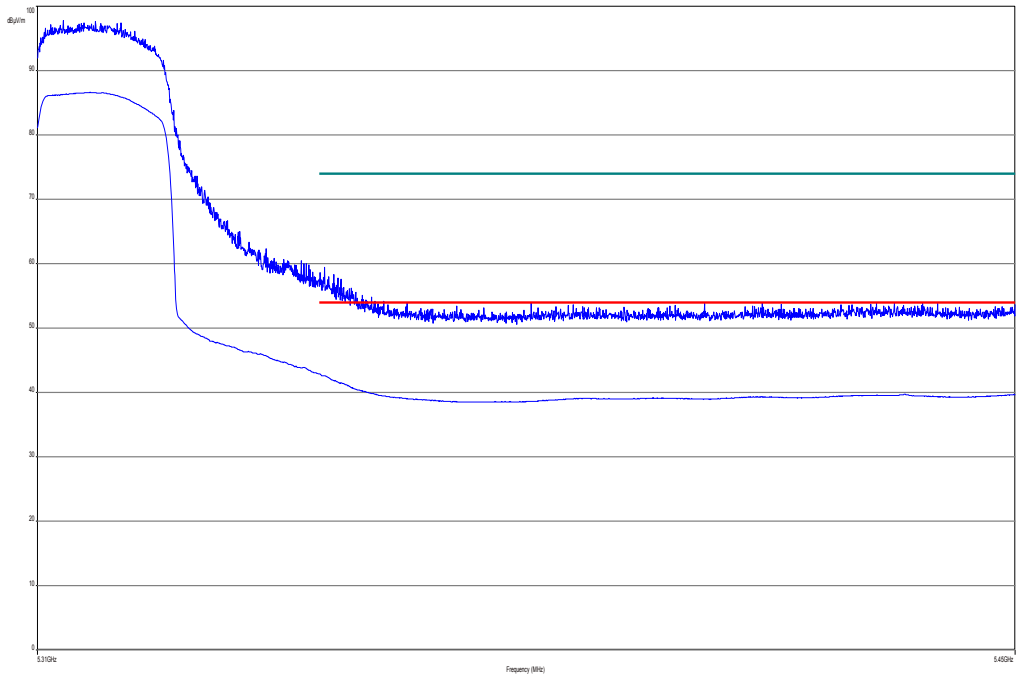

**Plot 9:** lower band edge, vertical & horizontal polarization (n HT 40 mode), channel 102

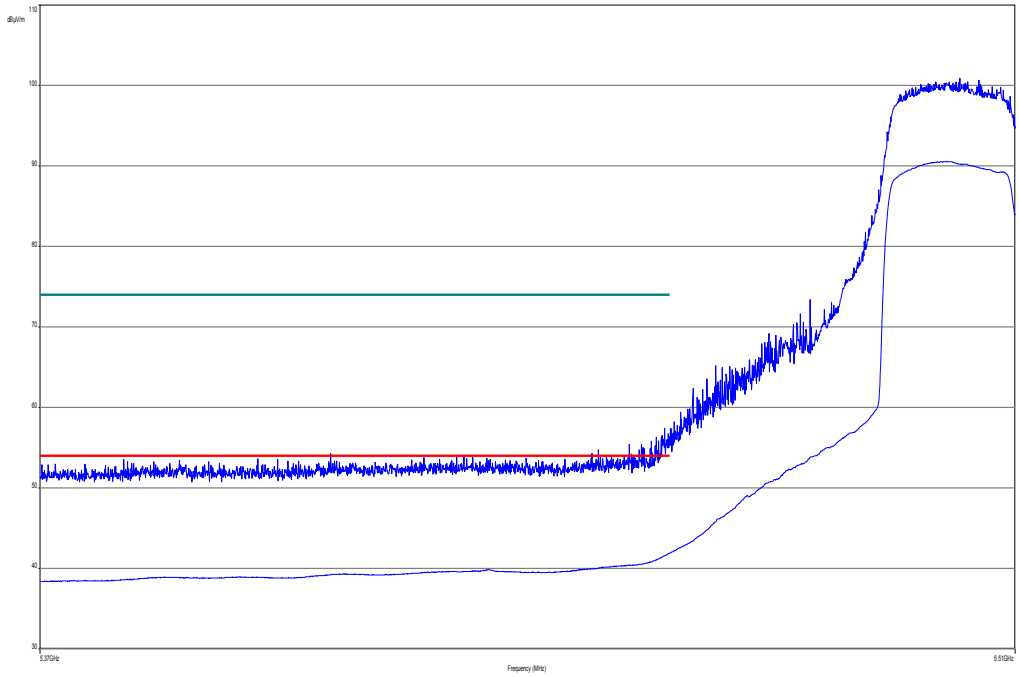


**Result:** **Passed**

**Plots: Antenna 453564154611**

**Plot 10:** lower band edge, vertical & horizontal polarization (a mode), channel 36

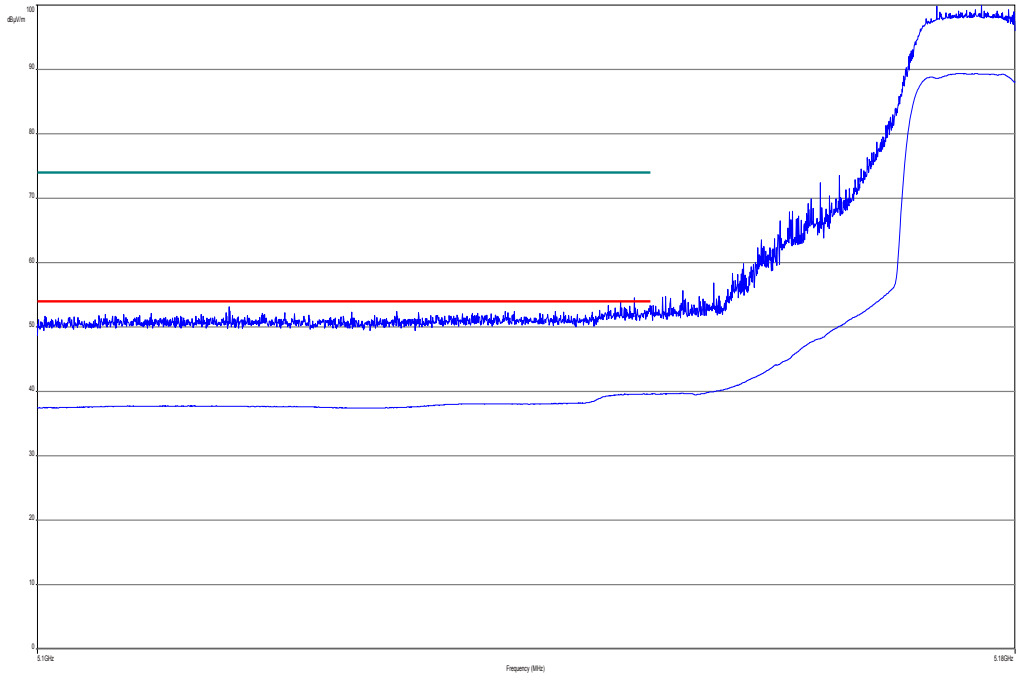


**Plot 11:** upper band edge, vertical & horizontal polarization (a mode), channel 64

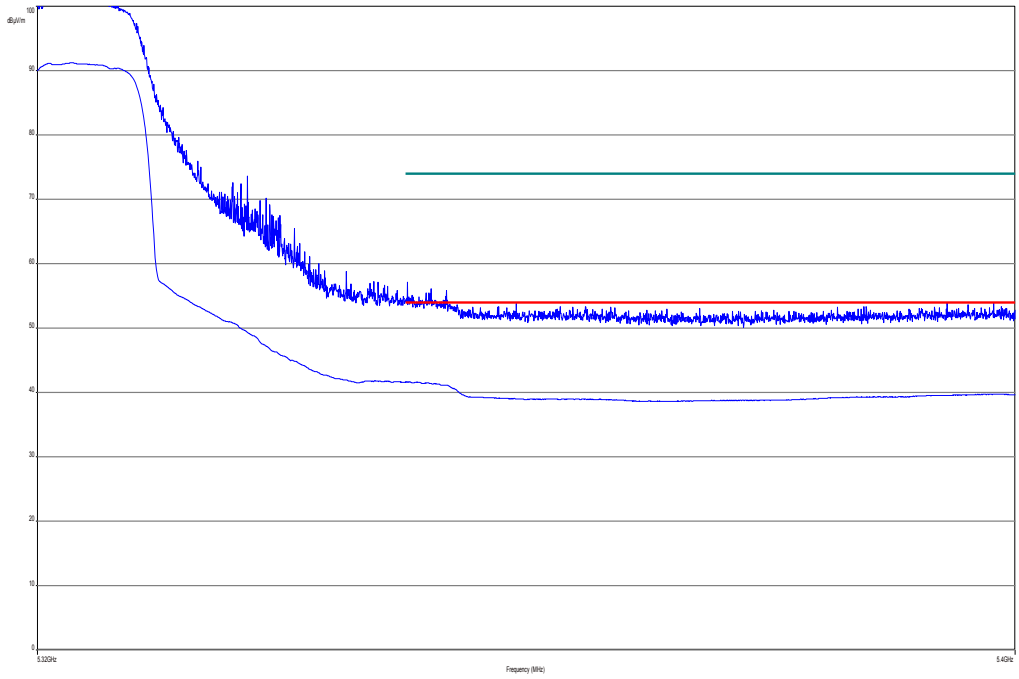

**Plot 12:** lower band edge, vertical & horizontal polarization (a mode), channel 100

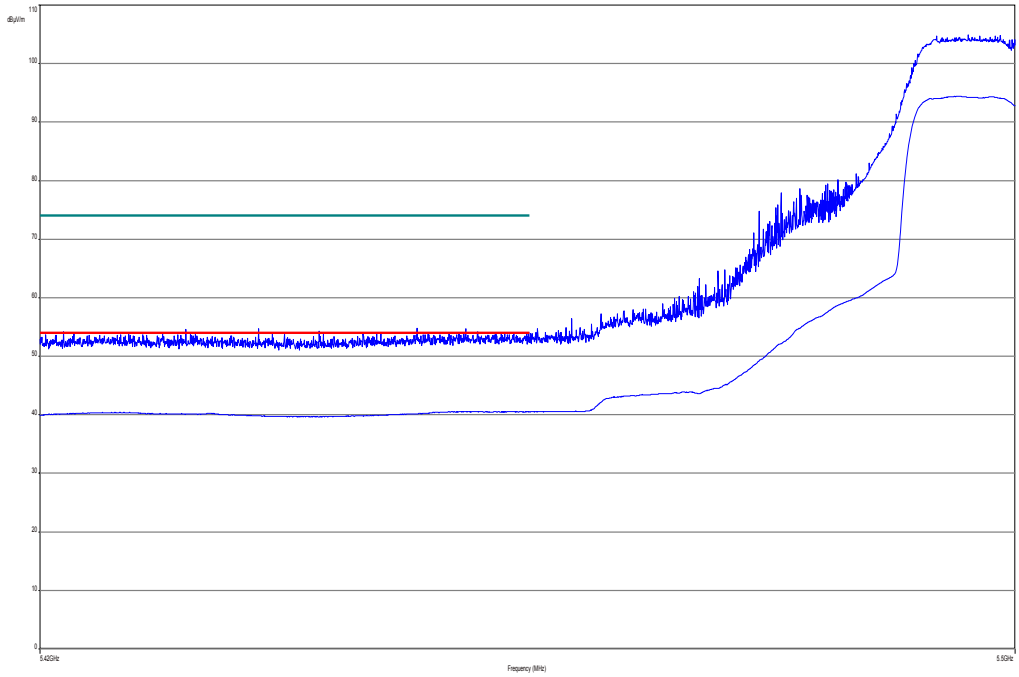


**Plot 13:** lower band edge, vertical & horizontal polarization (n HT 20 mode), channel 36

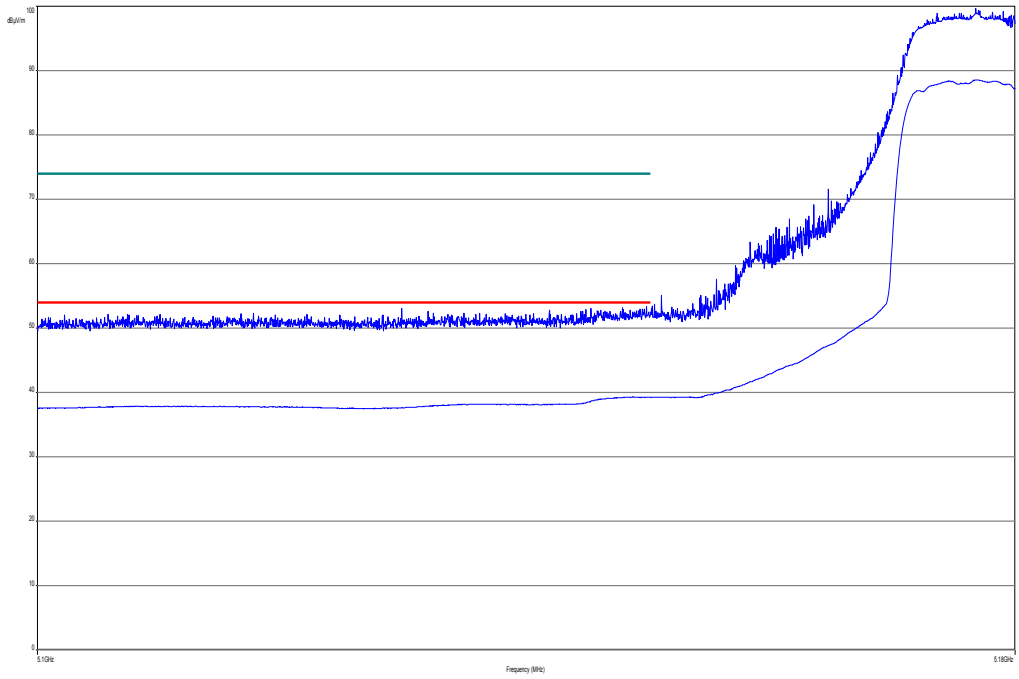

**Plot 14:** upper band edge, vertical & horizontal polarization (n HT 20 mode), channel 64

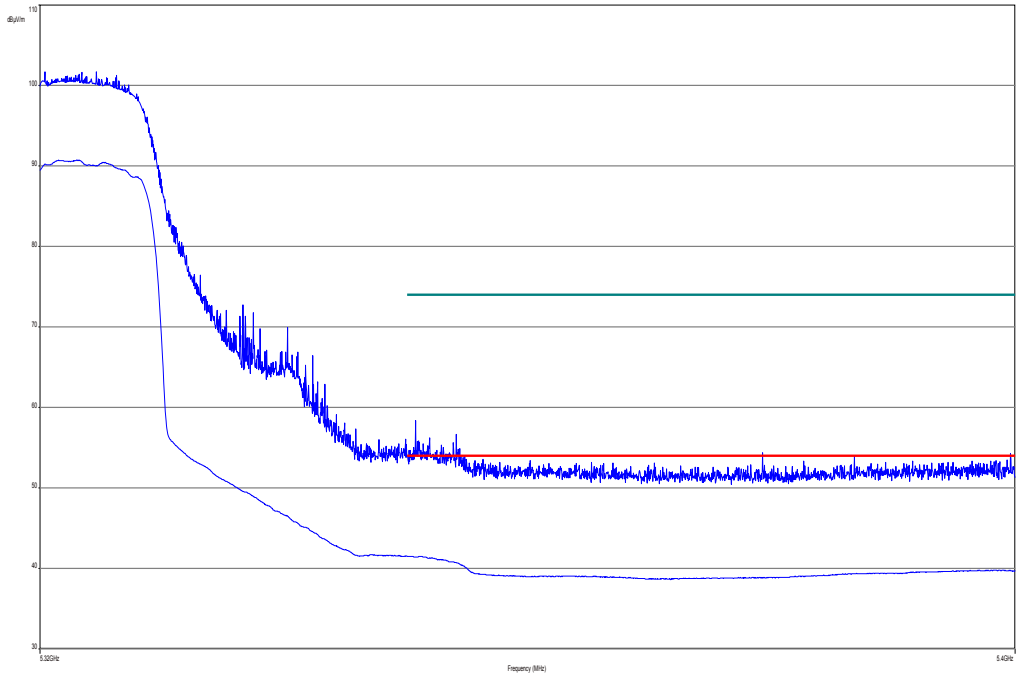


**Plot 15:** lower band edge, vertical & horizontal polarization (n HT 20 mode), channel 100

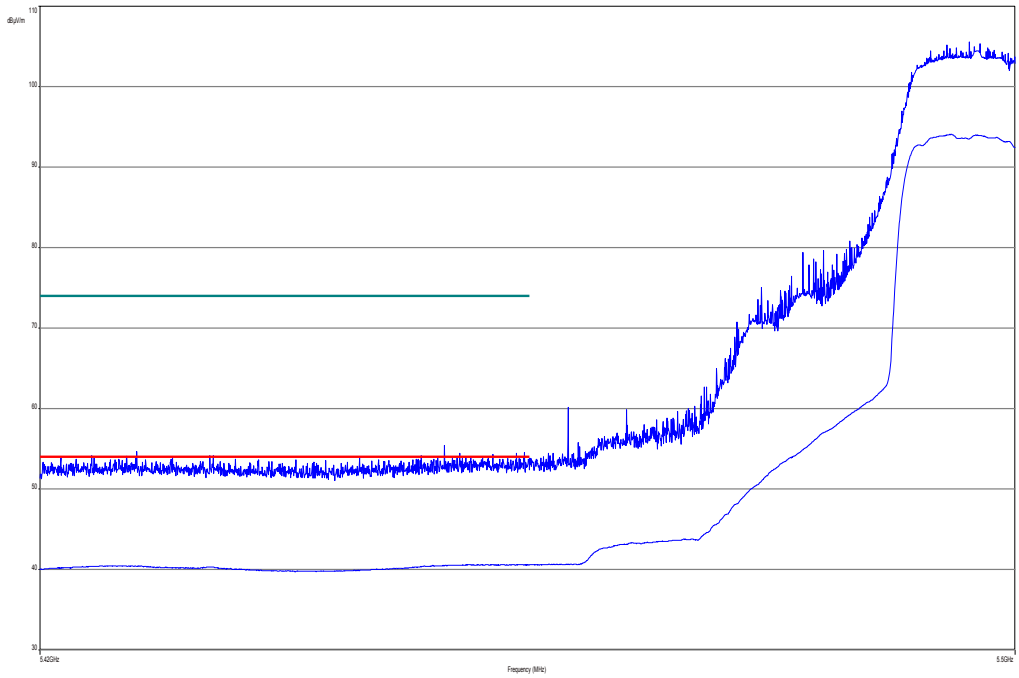

**Plot 16:** lower band edge, vertical & horizontal polarization (n HT 40 mode), channel 38

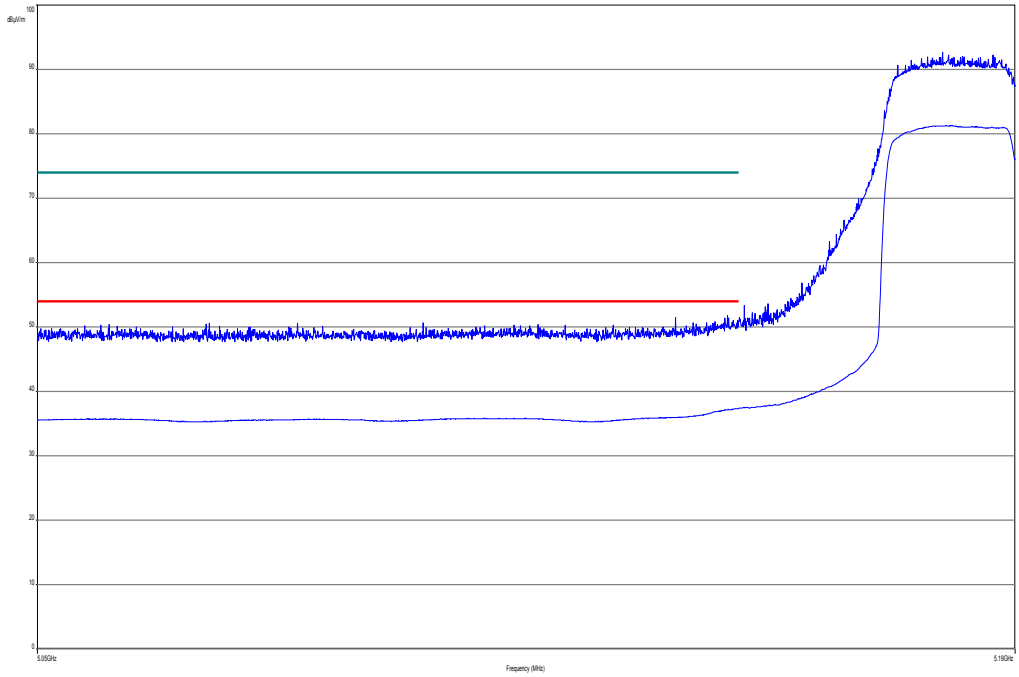


**Plot 17:** upper band edge, vertical & horizontal polarization (n HT 40 mode), channel 62

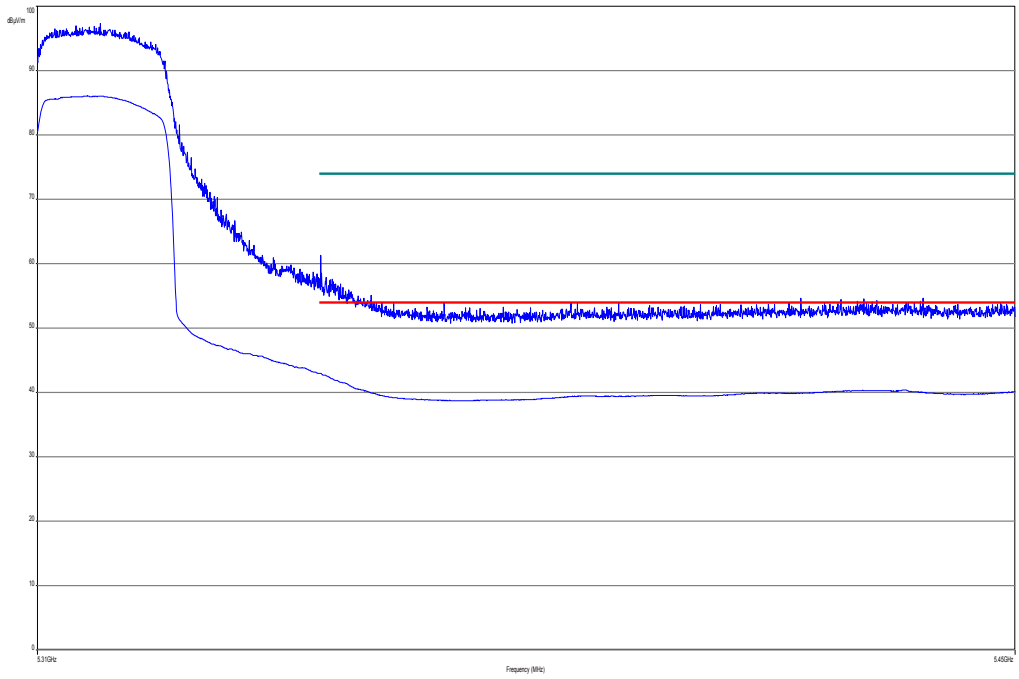

**Plot 18:** lower band edge, vertical & horizontal polarization (n HT 40 mode), channel 102

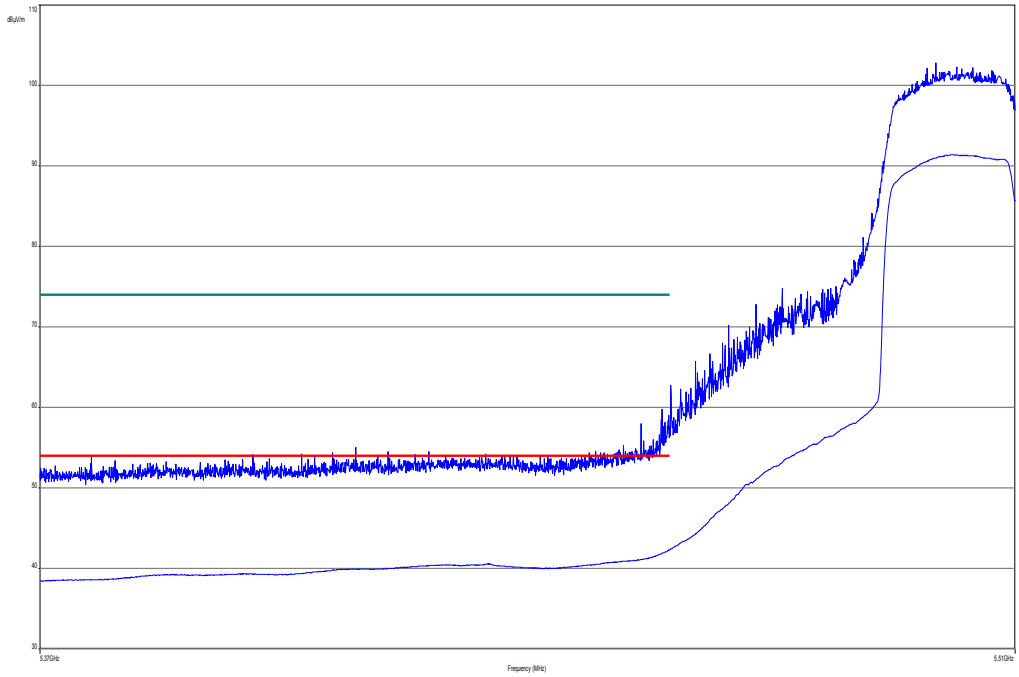


**Result:** **Passed**

**Plots: Antenna 453564175981**

**Plot 19:** lower band edge, vertical & horizontal polarization (a mode), channel 36

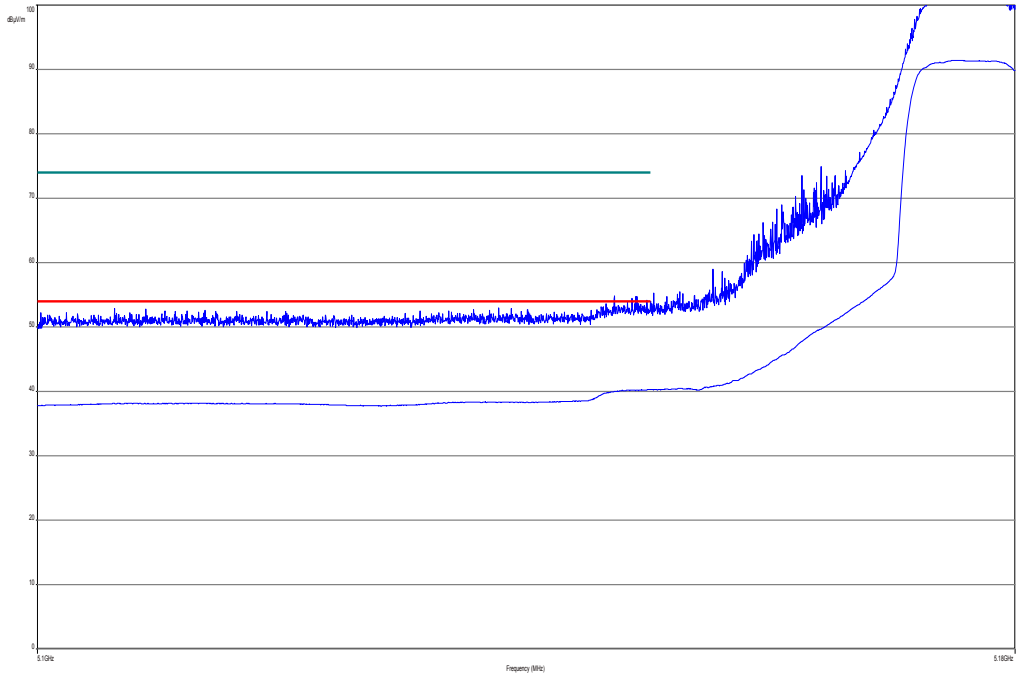


**Plot 20:** upper band edge, vertical & horizontal polarization (a mode), channel 64

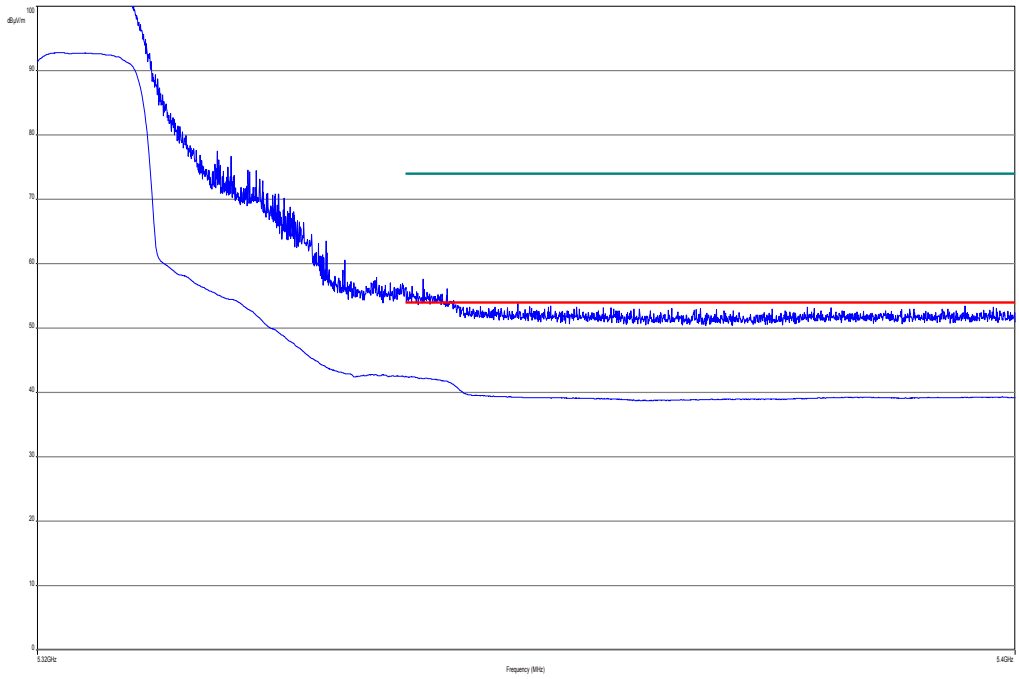

**Plot 21:** lower band edge, vertical & horizontal polarization (a mode), channel 100

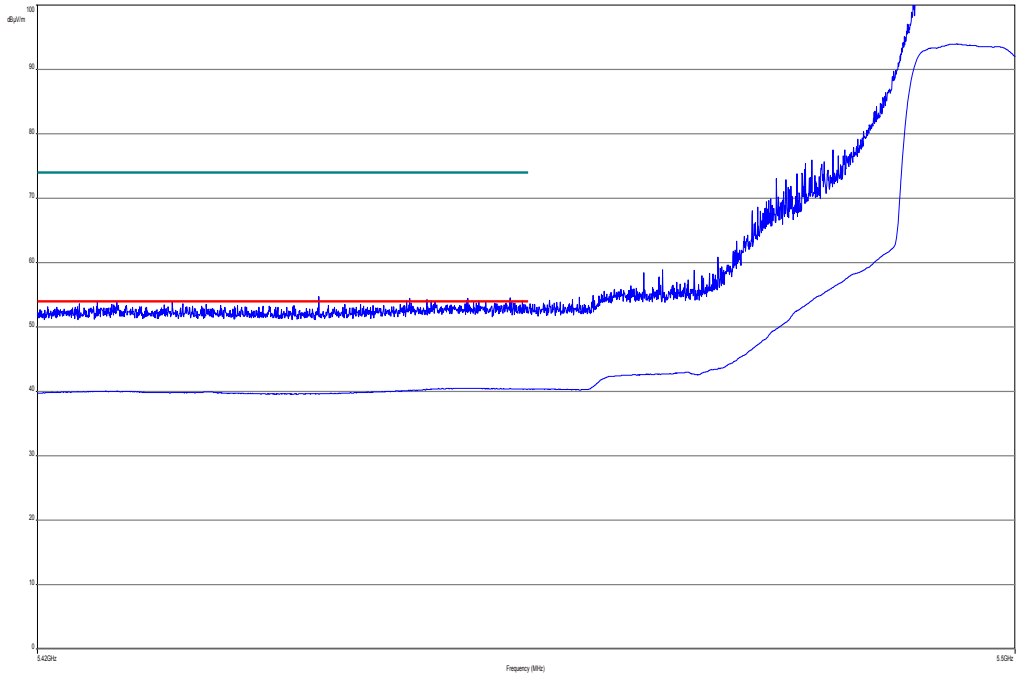


**Plot 22:** lower band edge, vertical & horizontal polarization (n HT 20 mode), channel 36

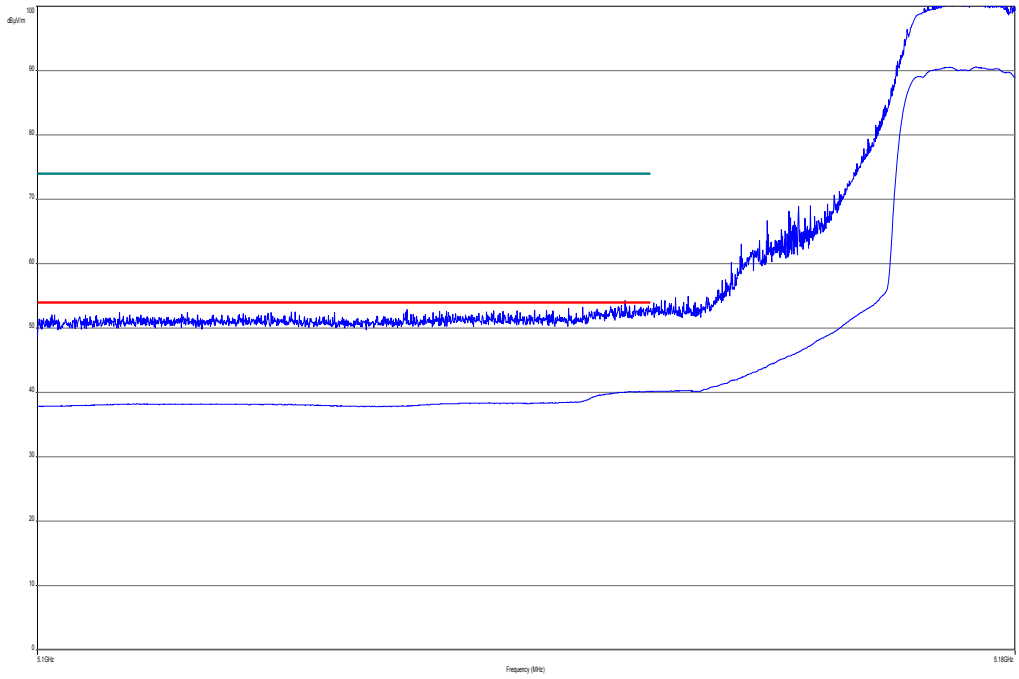

**Plot 23:** upper band edge, vertical & horizontal polarization (n HT 20 mode), channel 64

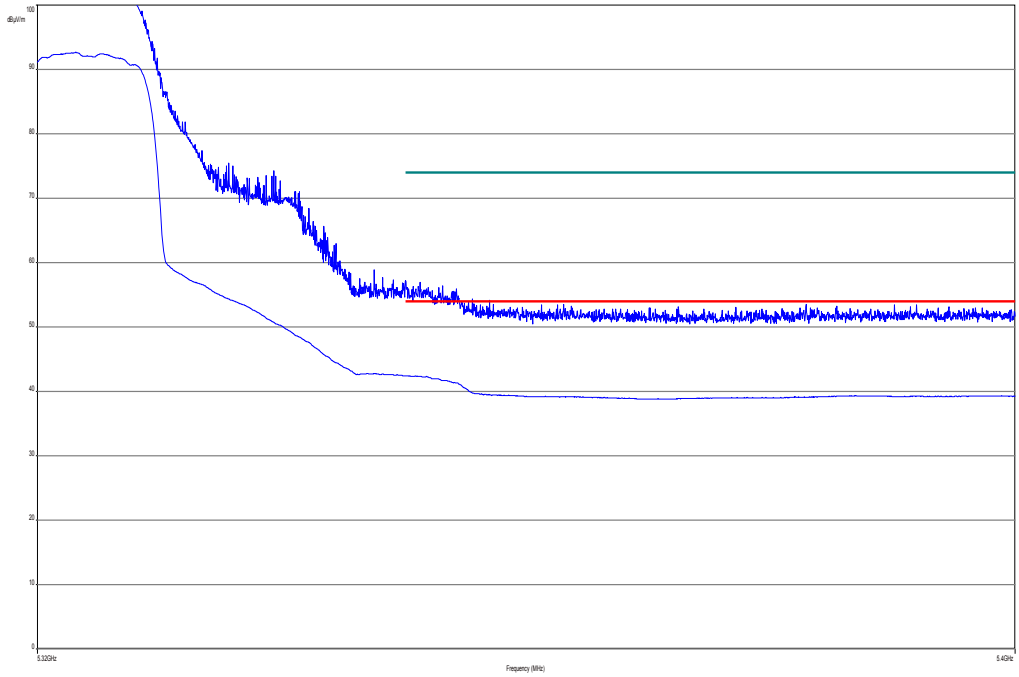


**Plot 24:** lower band edge, vertical & horizontal polarization (n HT 20 mode), channel 100

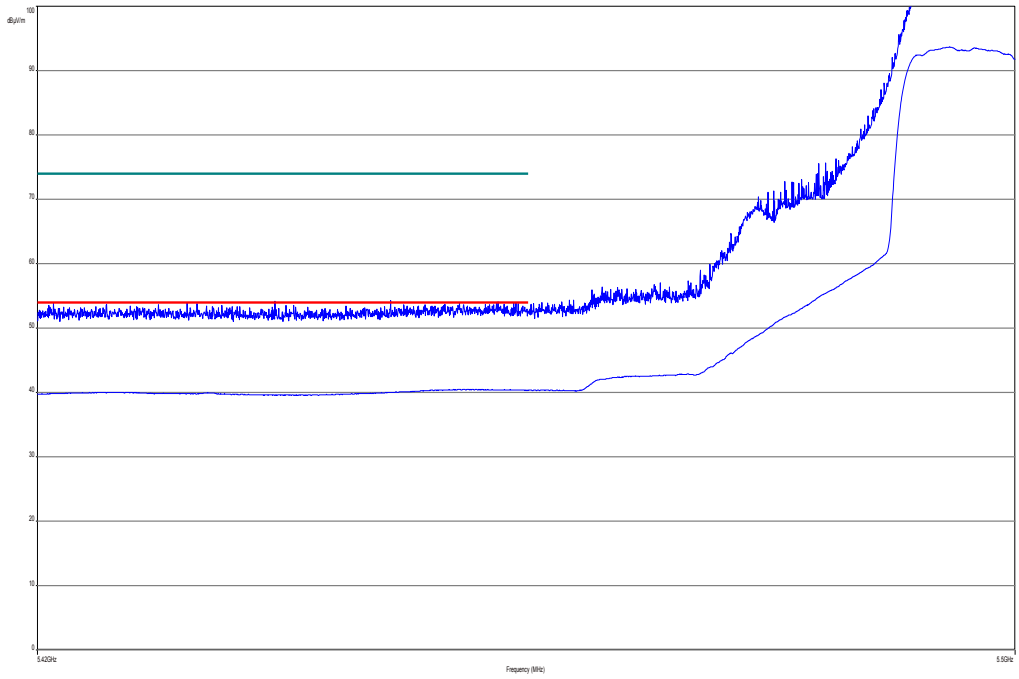

**Plot 25:** lower band edge, vertical & horizontal polarization (n HT 40 mode), channel 38

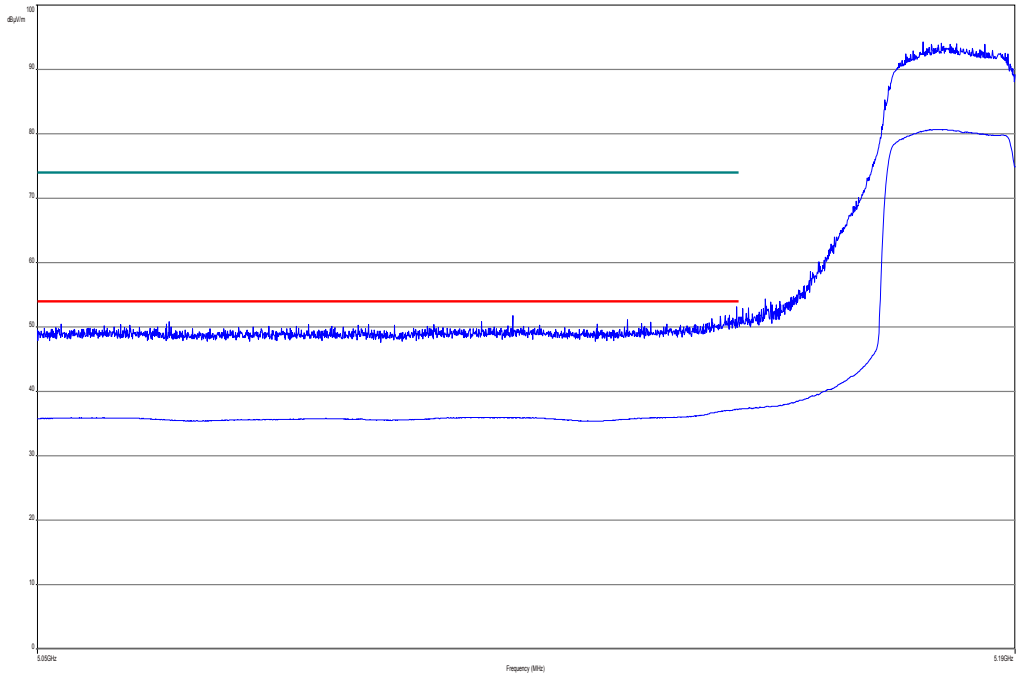


**Plot 26:** upper band edge, vertical & horizontal polarization (n HT 40 mode), channel 62

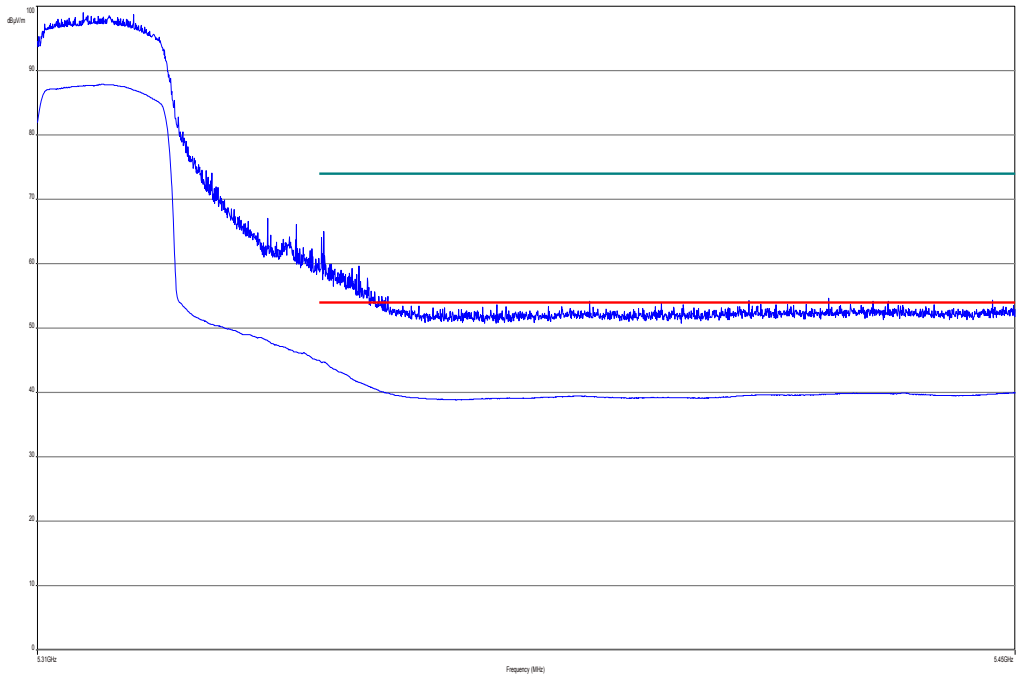

**Plot 27:** lower band edge, vertical & horizontal polarization (n HT 40 mode), channel 102

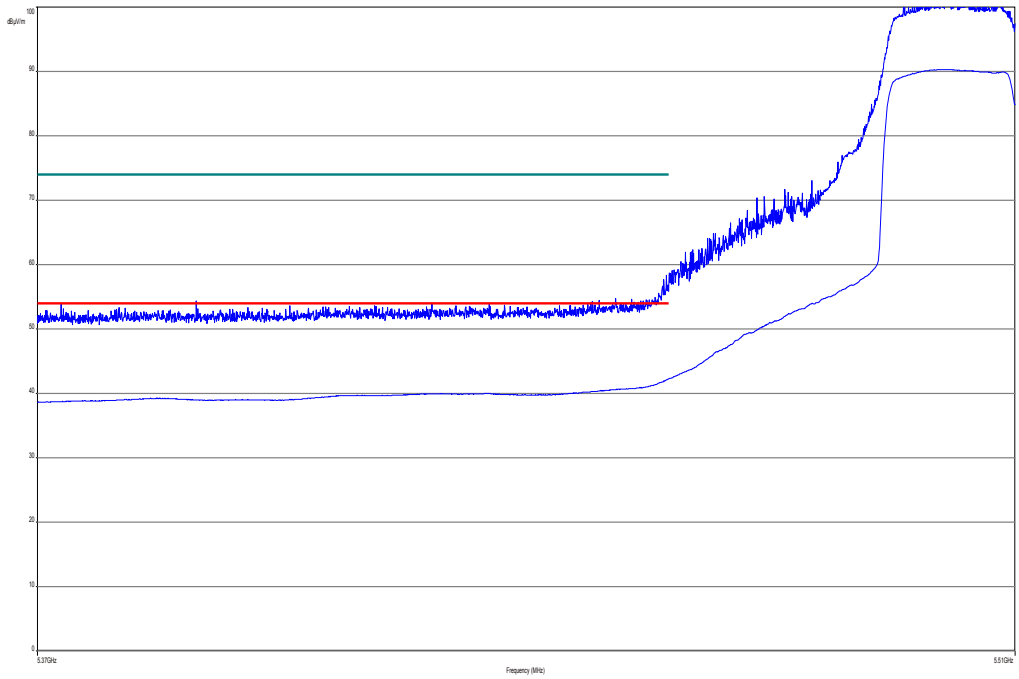


**Result:** **Passed**

**Plots: Antenna 453564271931**

**Plot 28:** lower band edge, vertical & horizontal polarization (a mode), channel 36

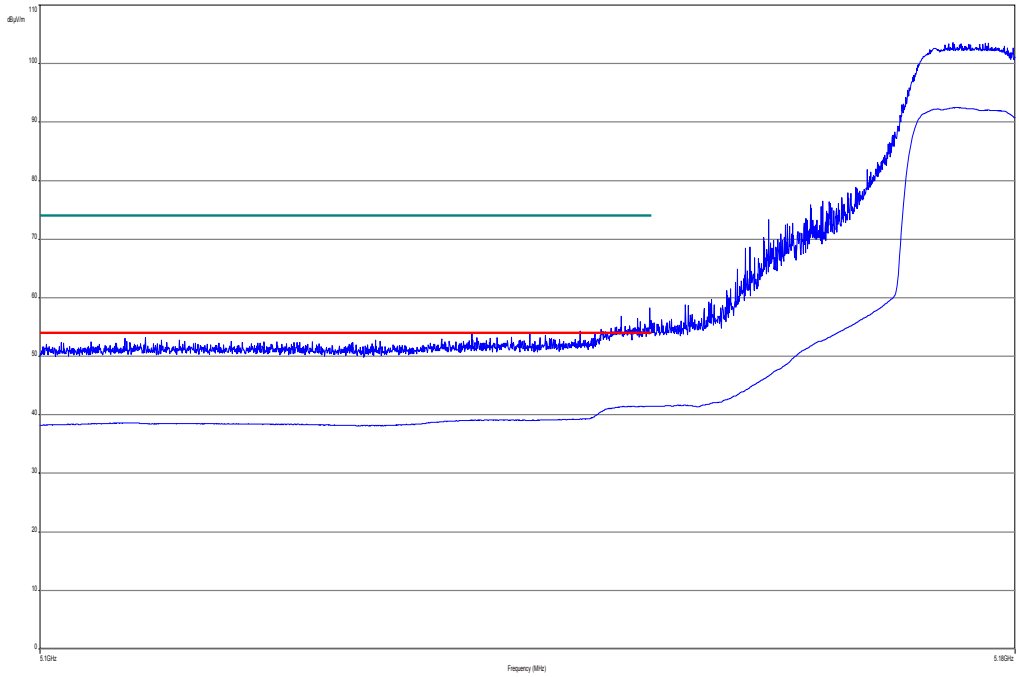


**Plot 29:** upper band edge, vertical & horizontal polarization (a mode), channel 64

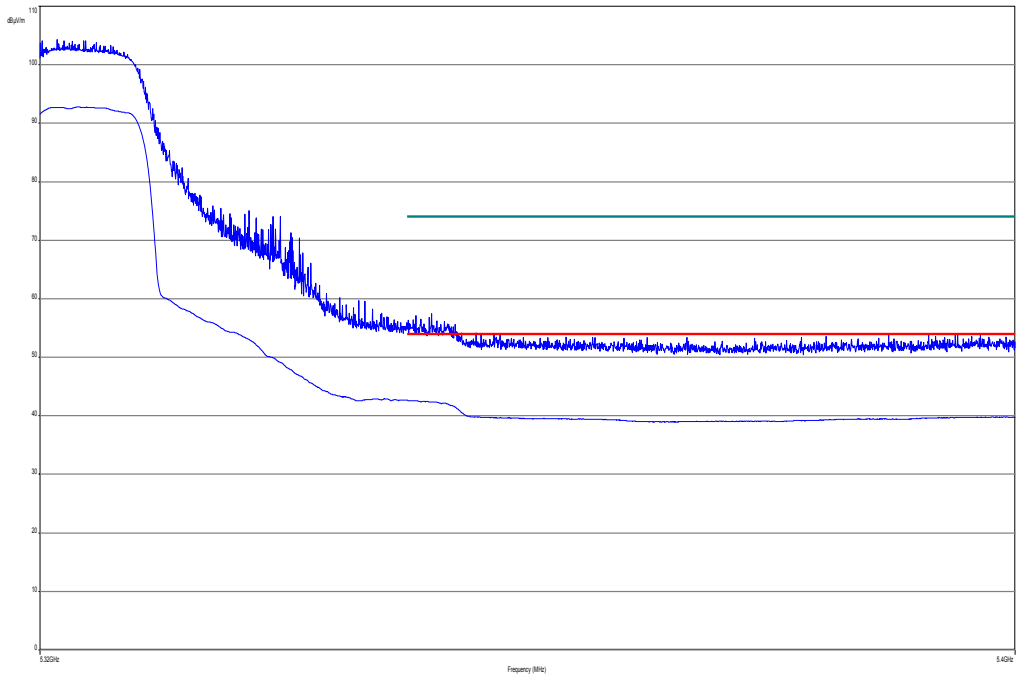

**Plot 30:** lower band edge, vertical & horizontal polarization (a mode), channel 100

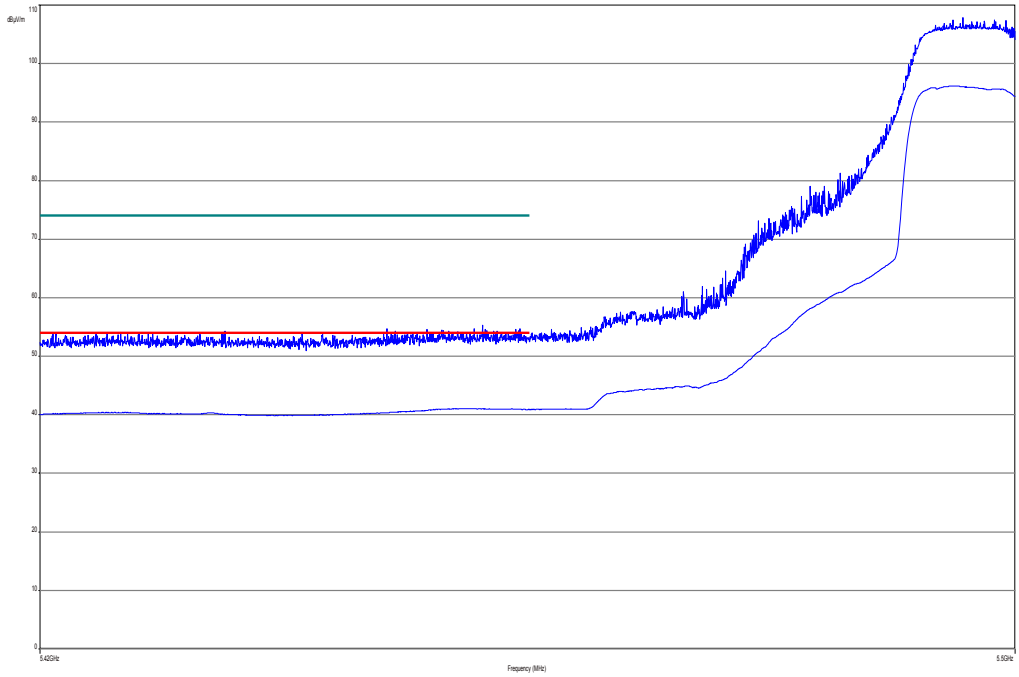


**Plot 31:** lower band edge, vertical & horizontal polarization (n HT 20 mode), channel 36

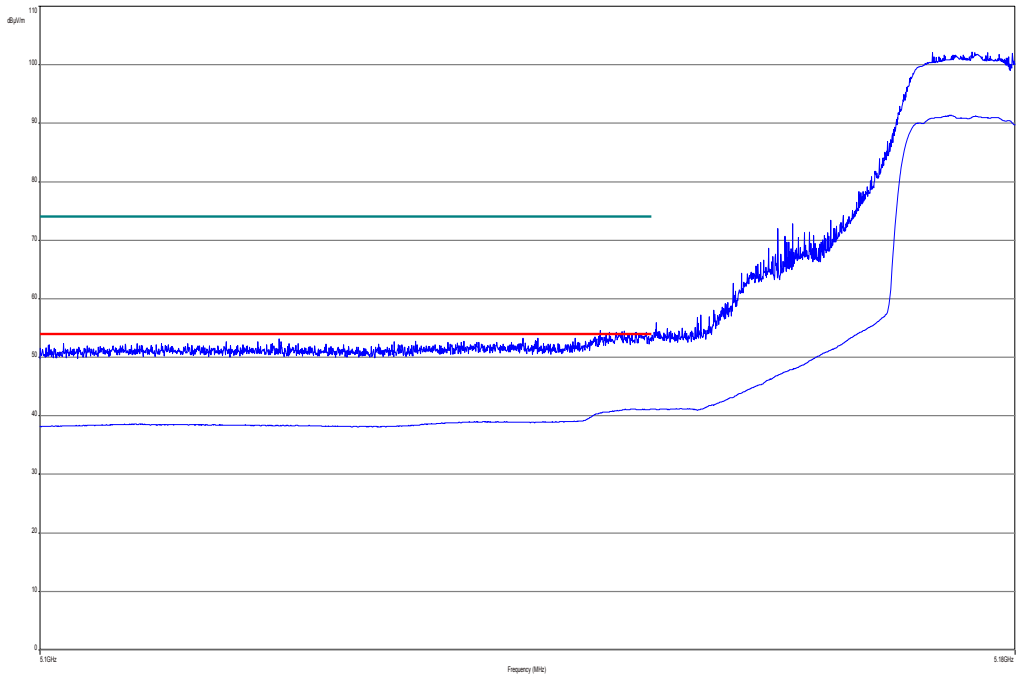

**Plot 32:** upper band edge, vertical & horizontal polarization (n HT 20 mode), channel 64

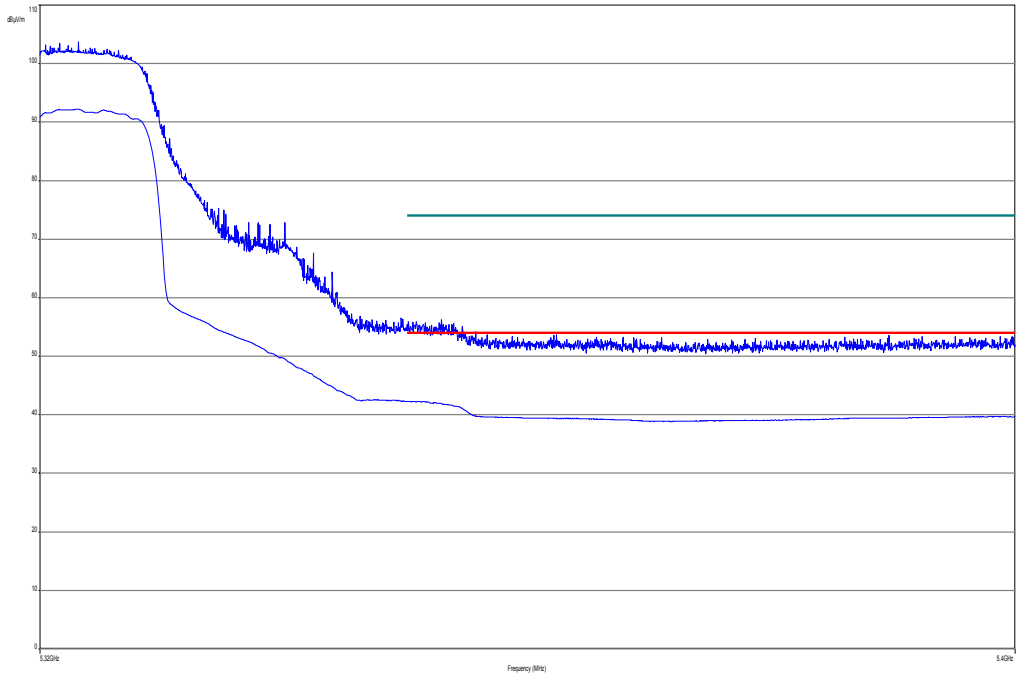


**Plot 33:** lower band edge, vertical & horizontal polarization (n HT 20 mode), channel 100

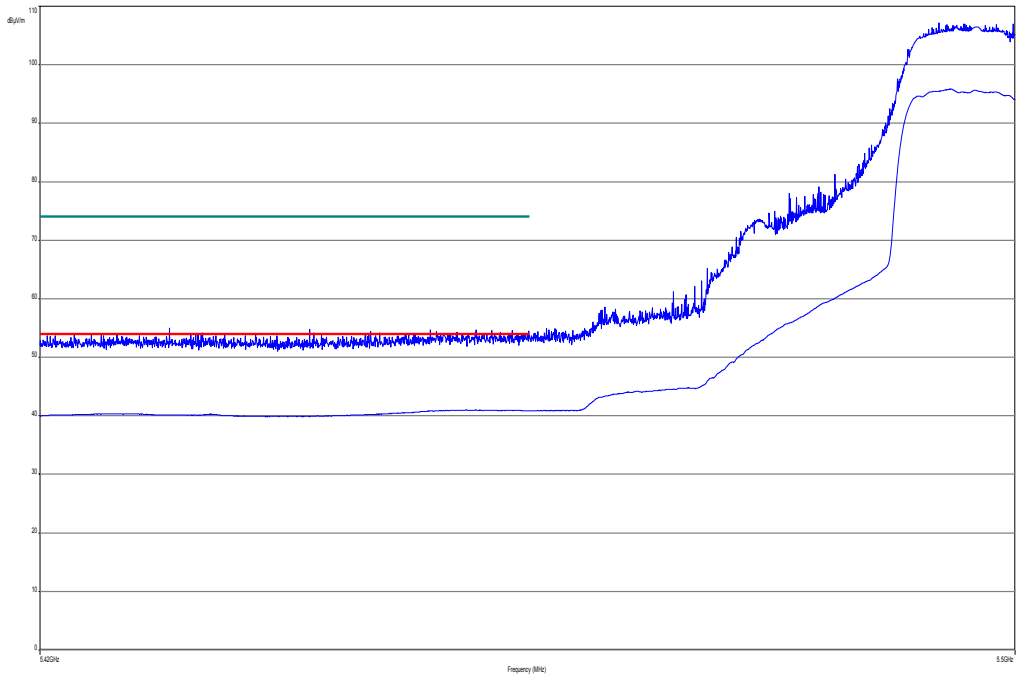

**Plot 34:** lower band edge, vertical & horizontal polarization (n HT 40 mode), channel 38

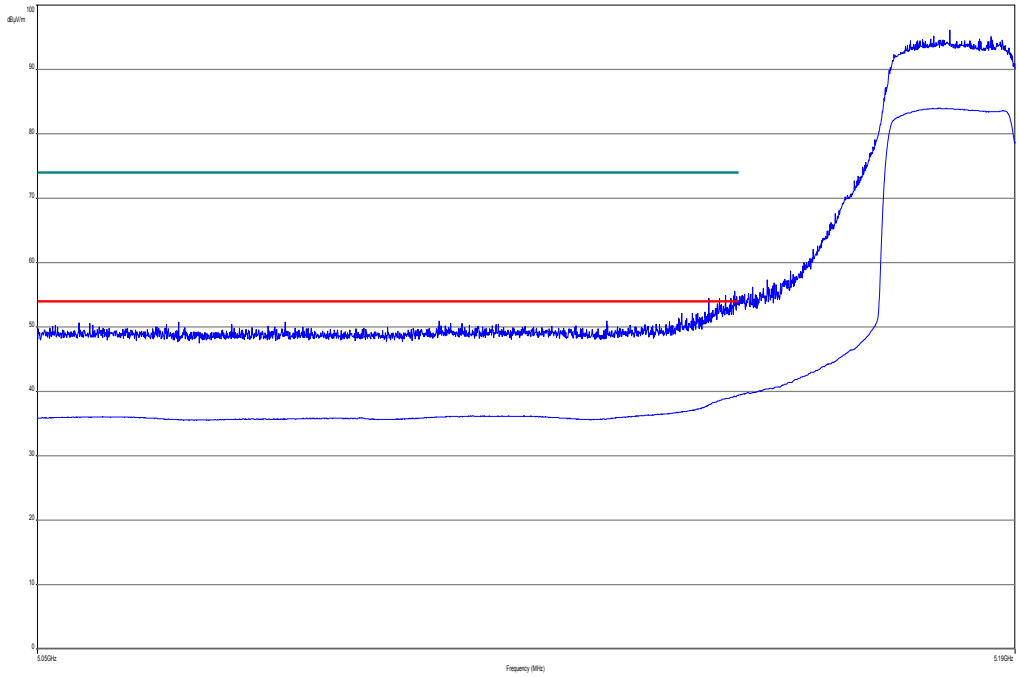


**Plot 35:** upper band edge, vertical & horizontal polarization (n HT 40 mode), channel 62

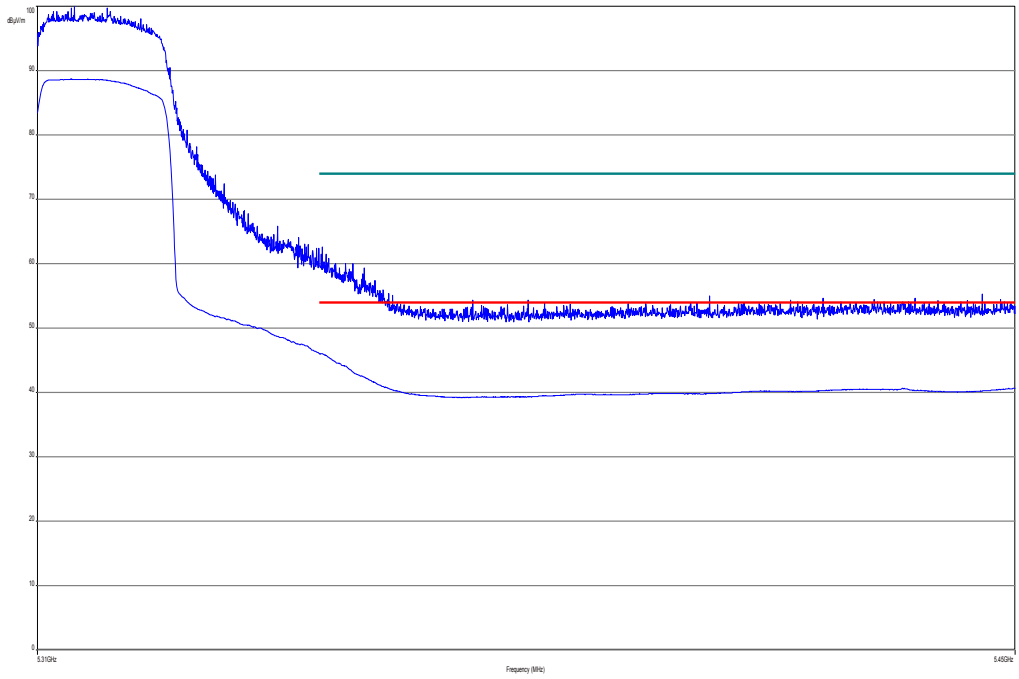

**Plot 36:** lower band edge, vertical & horizontal polarization (n HT 40 mode), channel 102

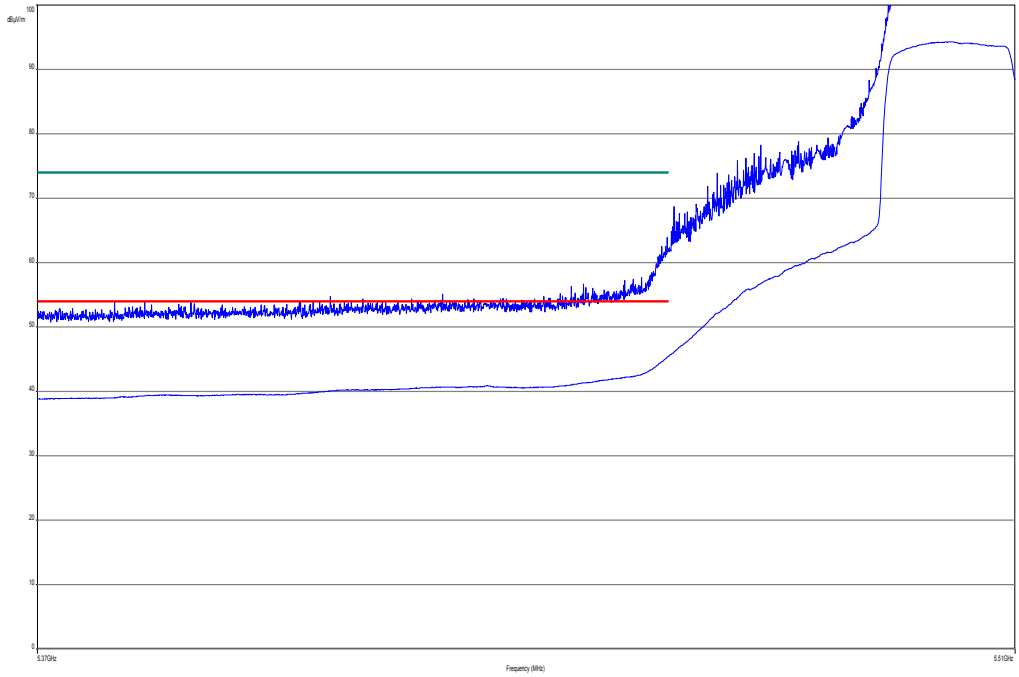


**Result:** **Passed**

## 3 TX spurious emissions radiated

**Description:**

Measurement of the radiated spurious emissions in transmit mode. The measurement is performed at lowest, middle and highest channel.

**Measurement:**

| Measurement parameter | |
|---|---|
| Detector: | Quasi Peak below 1 GHz (alternative Peak)<br><br>Peak above 1 GHz / RMS |
| Sweep time: | Auto |
| Resolution bandwidth: | F < 1 GHz: 100 kHz<br>F > 1 GHz: 1 MHz |
| Video bandwidth: | F < 1 GHz: 100 kHz<br>F > 1 GHz: ≥ 3 MHz /10 Hz |
| Span: | 30 MHz to 40 GHz |
| Trace-Mode: | Max Hold / Average with 100 counts + 20 log (1 / X) for duty cycle lower than 100 % |

**Limits:**

| TX Spurious Emissions Radiated | | |
|---|---|---|
| §15.209 | | |
| Frequency (MHz) | Field Strength (dBµV/m) | Measurement distance |
| 30 - 88 | 30.0 | 10 |
| 88 – 216 | 33.5 | 10 |
| 216 – 960 | 36.0 | 10 |
| Above 960 | 54.0 | 3 |
| §15.407 | | |
| Outside the restricted bands! | -27 dBm / MHz | |

**Results: OFDM / a – mode**

| TX Spurious Emissions Radiated [dBµV/m] / dBm | | | | | | | | |
|---|---|---|---|---|---|---|---|---|
| OFDM a – mode | | | | | | | | |
| Lowest 5180 MHz | | | Middle 5200 MHz | | | Highest 5240 MHz | | |
| F [MHz] | Detector | Level [dBµV/m] | F [MHz] | Detector | Level [dBµV/m] | F [MHz] | Detector | Level [dBµV/m] |
| No peaks found. | | | No peaks found. | | | No peaks found. | | |
| | | | | | | | | |
| | | | | | | | | |
| Measurement uncertainty | | | ± 3 dB | | | | | |

| TX Spurious Emissions Radiated [dBµV/m] / dBm | | | | | | | | |
|---|---|---|---|---|---|---|---|---|
| OFDM a – mode | | | | | | | | |
| Lowest 5260 MHz | | | Middle 5280 MHz | | | Highest 5320 MHz | | |
| F [MHz] | Detector | Level [dBµV/m] | F [MHz] | Detector | Level [dBµV/m] | F [MHz] | Detector | Level [dBµV/m] |
| No peaks found. | | | No peaks found. | | | No peaks found. | | |
| | | | | | | | | |
| | | | | | | | | |
| Measurement uncertainty | | | ± 3 dB | | | | | |

| TX Spurious Emissions Radiated [dBµV/m] / dBm | | | | | | | | |
|---|---|---|---|---|---|---|---|---|
| OFDM a – mode | | | | | | | | |
| Lowest 5500 MHz | | | Middle 5600 MHz | | | Highest 5700 MHz | | |
| F [MHz] | Detector | Level [dBµV/m] | F [MHz] | Detector | Level [dBµV/m] | F [MHz] | Detector | Level [dBµV/m] |
| No peaks found. | | | No peaks found. | | | No peaks found. | | |
| | | | | | | | | |
| | | | | | | | | |
| Measurement uncertainty | | | ± 3 dB | | | | | |

| TX Spurious Emissions Radiated [dBµV/m] / dBm | | | | | | | | |
|---|---|---|---|---|---|---|---|---|
| OFDM a – mode | | | | | | | | |
| Lowest 5745 MHz | | | Middle 5765 MHz | | | Highest 5805 MHz | | |
| F [MHz] | Detector | Level [dBµV/m] | F [MHz] | Detector | Level [dBµV/m] | F [MHz] | Detector | Level [dBµV/m] |
| No peaks found. | | | No peaks found. | | | No peaks found. | | |
| | | | | | | | | |
| | | | | | | | | |
| Measurement uncertainty | | | ± 3 dB | | | | | |

**Result:** **Passed**

**Results: OFDM / n – modeHT20**

| TX Spurious Emissions Radiated [dBµV/m] / dBm | | | | | | | | |
|---|---|---|---|---|---|---|---|---|
| OFDM n – mode HT20 | | | | | | | | |
| Lowest 5180 MHz | | | Middle 5200 MHz | | | Highest 5240 MHz | | |
| F [MHz] | Detector | Level [dBµV/m] | F [MHz] | Detector | Level [dBµV/m] | F [MHz] | Detector | Level [dBµV/m] |
| No peaks found. | | | No peaks found. | | | No peaks found. | | |
| | | | | | | | | |
| | | | | | | | | |
| Measurement uncertainty | | | ± 3 dB | | | | | |

| TX Spurious Emissions Radiated [dBµV/m] / dBm | | | | | | | | |
|---|---|---|---|---|---|---|---|---|
| OFDM n – mode HT20 | | | | | | | | |
| Lowest 5260 MHz | | | Middle 5280 MHz | | | Highest 5320 MHz | | |
| F [MHz] | Detector | Level [dBµV/m] | F [MHz] | Detector | Level [dBµV/m] | F [MHz] | Detector | Level [dBµV/m] |
| No peaks found. | | | No peaks found. | | | No peaks found. | | |
| | | | | | | | | |
| | | | | | | | | |
| Measurement uncertainty | | | ± 3 dB | | | | | |

| TX Spurious Emissions Radiated [dBµV/m] / dBm | | | | | | | | |
|---|---|---|---|---|---|---|---|---|
| OFDM n – mode HT20 | | | | | | | | |
| Lowest 5500 MHz | | | Middle 5600 MHz | | | Highest 5700 MHz | | |
| F [MHz] | Detector | Level [dBµV/m] | F [MHz] | Detector | Level [dBµV/m] | F [MHz] | Detector | Level [dBµV/m] |
| No peaks found. | | | No peaks found. | | | No peaks found. | | |
| | | | | | | | | |
| | | | | | | | | |
| Measurement uncertainty | | | ± 3 dB | | | | | |

| TX Spurious Emissions Radiated [dBµV/m] / dBm | | | | | | | | |
|---|---|---|---|---|---|---|---|---|
| OFDM n – mode HT20 | | | | | | | | |
| Lowest 5745 MHz | | | Middle 5765 MHz | | | Highest 5805 MHz | | |
| F [MHz] | Detector | Level [dBµV/m] | F [MHz] | Detector | Level [dBµV/m] | F [MHz] | Detector | Level [dBµV/m] |
| No peaks found. | | | No peaks found. | | | No peaks found. | | |
| | | | | | | | | |
| | | | | | | | | |
| Measurement uncertainty | | | ± 3 dB | | | | | |

**Result:** **Passed**

**Results: OFDM / n – modeHT40**

| TX Spurious Emissions Radiated [dBµV/m] / dBm | | | | | | | | |
|---|---|---|---|---|---|---|---|---|
| OFDM n – mode HT40 | | | | | | | | |
| Lowest 5190 MHz | | | Middle 5230 MHz | | | Highest 5270 MHz | | |
| F [MHz] | Detector | Level [dBµV/m] | F [MHz] | Detector | Level [dBµV/m] | F [MHz] | Detector | Level [dBµV/m] |
| No peaks found. | | | No peaks found. | | | No peaks found. | | |
| | | | | | | | | |
| | | | | | | | | |
| Measurement uncertainty | | | ± 3 dB | | | | | |

| TX Spurious Emissions Radiated [dBµV/m] / dBm | | | | | | | | |
|---|---|---|---|---|---|---|---|---|
| OFDM n – mode HT40 | | | | | | | | |
| Lowest 5310 MHz | | | Middle 5510 MHz | | | Highest 5590 MHz | | |
| F [MHz] | Detector | Level [dBµV/m] | F [MHz] | Detector | Level [dBµV/m] | F [MHz] | Detector | Level [dBµV/m] |
| No peaks found. | | | No peaks found. | | | No peaks found. | | |
| | | | | | | | | |
| | | | | | | | | |
| Measurement uncertainty | | | ± 3 dB | | | | | |

| TX Spurious Emissions Radiated [dBµV/m] / dBm | | | | | | | | |
|---|---|---|---|---|---|---|---|---|
| OFDM n – mode HT40 | | | | | | | | |
| Lowest 5670 MHz | | | Middle 5765 MHz | | | Highest 5795 MHz | | |
| F [MHz] | Detector | Level [dBµV/m] | F [MHz] | Detector | Level [dBµV/m] | F [MHz] | Detector | Level [dBµV/m] |
| No peaks found. | | | No peaks found. | | | No peaks found. | | |
| | | | | | | | | |
| | | | | | | | | |
| Measurement uncertainty | | | ± 3 dB | | | | | |

**Result:** **Passed**

**Note:**

Results of the OFDM / n – mode HT20 and HT40 are added to show the behaviour of the EUT.

**Antenna M3002-66494**

**Plots:** OFDM / a – mode

**Plot 1:** 30 MHz to 1 GHz, 5180 MHz, vertical & horizontal polarization

## Common Information

| | |
|---|---|
| EUT: | WLANBV2-A + antenna M3002-66494 |
| Serial Number: | eval |
| Test Description: | FCC part 15 C class B @ 10 m |
| Operating Conditions: | WLAN a mode tx @ 5180MHz |
| Operator Name: | Wolsdorfer |
| Comment: | DC 5V |

## Scan Setup: STAN_Fin [EMI radiated]

| | |
|---|---|
| Hardware Setup: | Electric Field (NOS) |
| Receiver: | [ESCI 3] |
| Level Unit: | dBµV/m |

| Subrange | Step Size | Detectors | IF BW | Meas. Time | Preamp |
|---|---|---|---|---|---|
| 30 MHz - 2 GHz | 60 kHz | QPK | 120 kHz | 1 s | 20 dB |

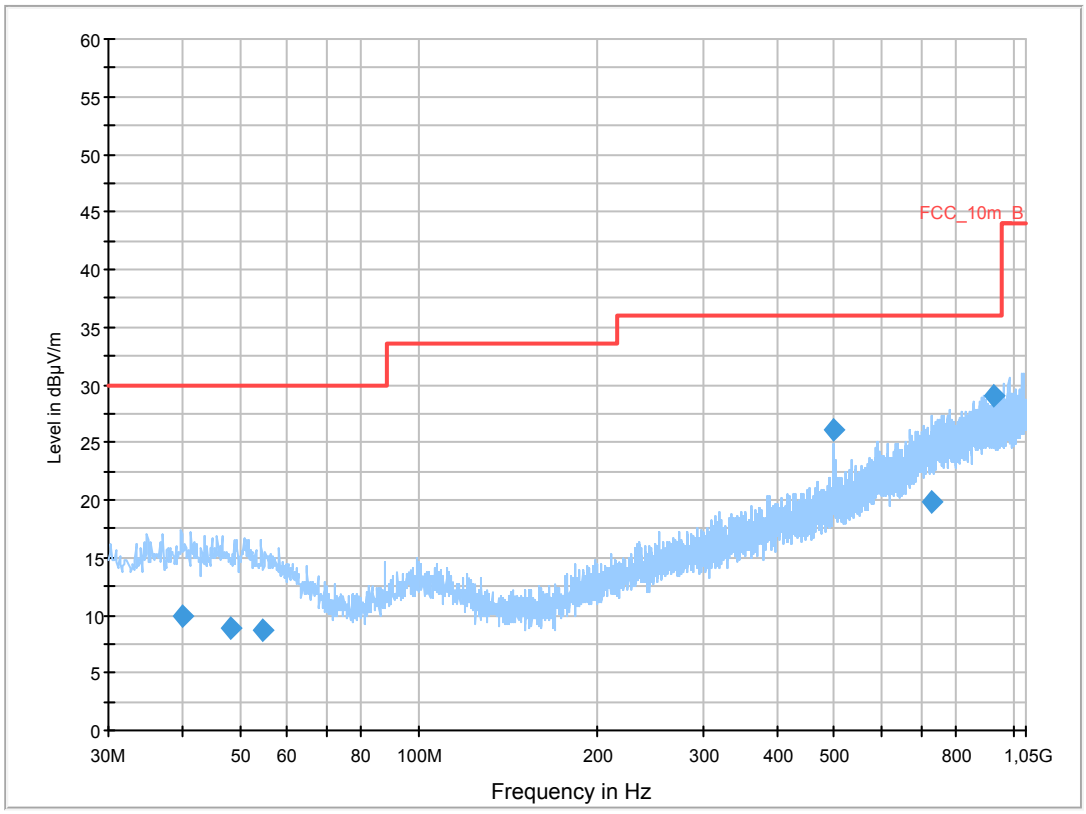


## Final Result 1

| Frequency (MHz) | QuasiPeak (dBµV/m) | Meas. Time (ms) | Bandwidth (kHz) | Height (cm) | Polarization | Azimuth (deg) | Corr. (dB) | Margin (dB) | Limit (dBµV/m) | Comment |
|---|---|---|---|---|---|---|---|---|---|---|
| 39.918150 | 9.8 | 1000.0 | 120.000 | 132.0 | V | 265.0 | 13.4 | 20.2 | 30.0 | |
| 48.166050 | 8.9 | 1000.0 | 120.000 | 170.0 | V | 190.0 | 13.3 | 21.1 | 30.0 | |
| 54.664950 | 8.6 | 1000.0 | 120.000 | 98.0 | H | 272.0 | 12.9 | 21.4 | 30.0 | |
| 500.002050 | 26.2 | 1000.0 | 120.000 | 170.0 | H | 81.0 | 18.7 | 9.8 | 36.0 | |
| 731.154600 | 19.8 | 1000.0 | 120.000 | 170.0 | H | 10.0 | 23.2 | 16.2 | 36.0 | |
| 927.360300 | 29.0 | 1000.0 | 120.000 | 98.0 | V | 180.0 | 25.3 | 7.0 | 36.0 | |

**Plot 2:** 1 GHz to 12.75 GHz, 5180 MHz, vertical & horizontal polarization

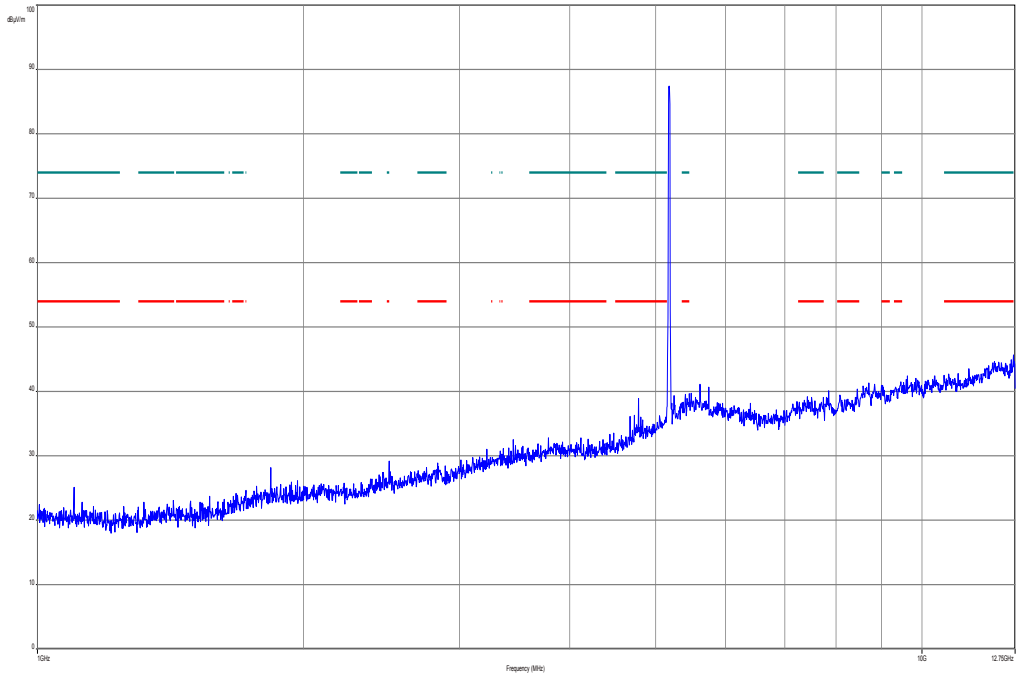

**Plot 3:** 12 GHz to 18 GHz, 5180 MHz, vertical & horizontal polarization

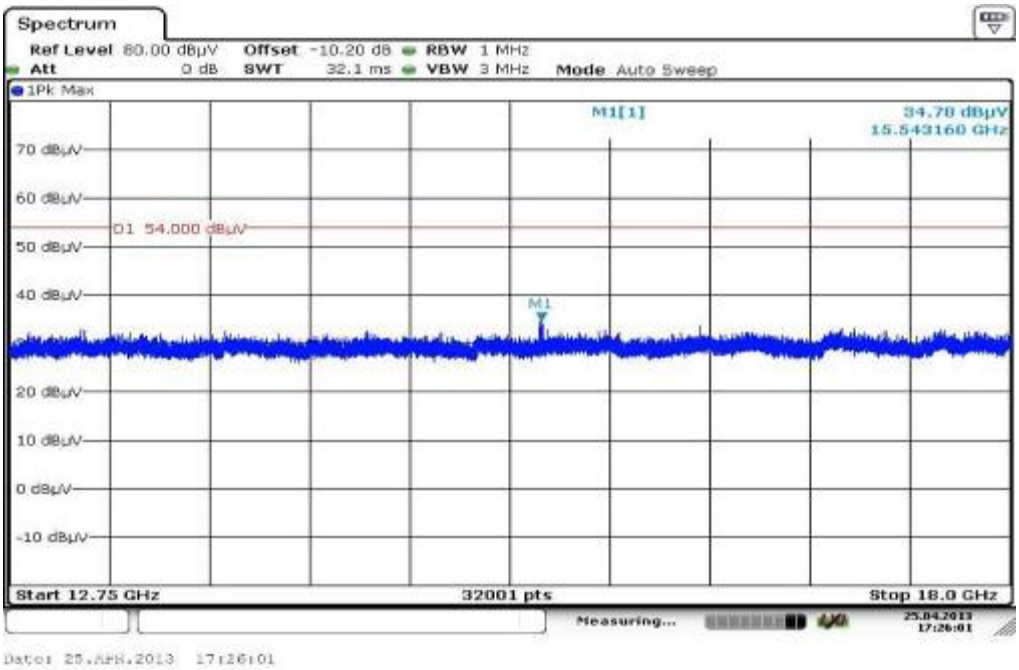

**Plot 4:** 18 GHz to 26 GHz, 5180 MHz, vertical & horizontal polarization

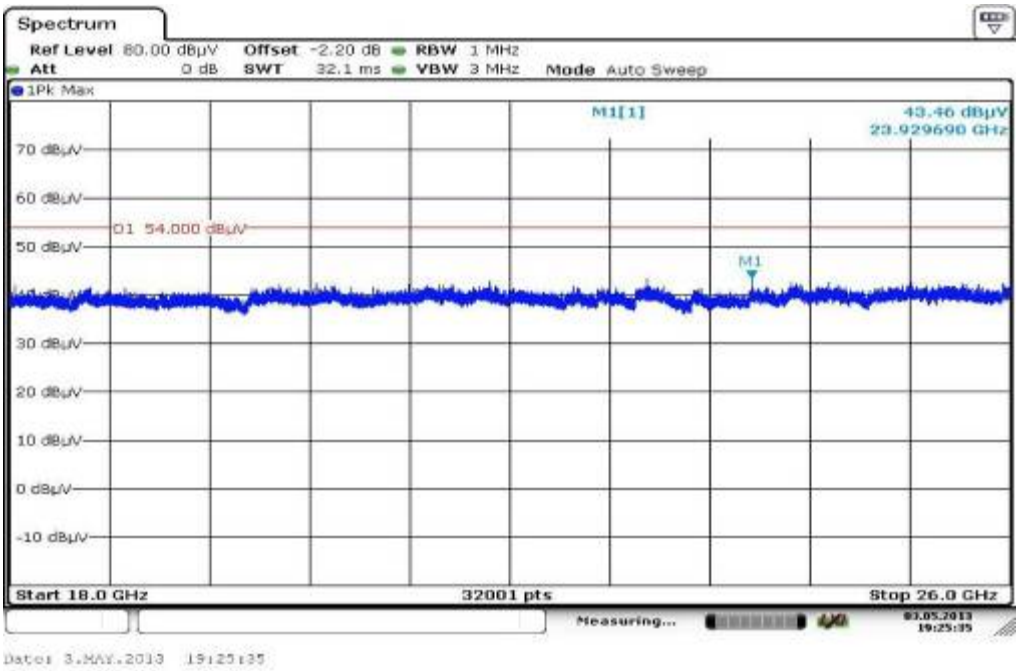


**Plot 5:** 26 GHz to 40 GHz, 5180 MHz, vertical & horizontal polarization

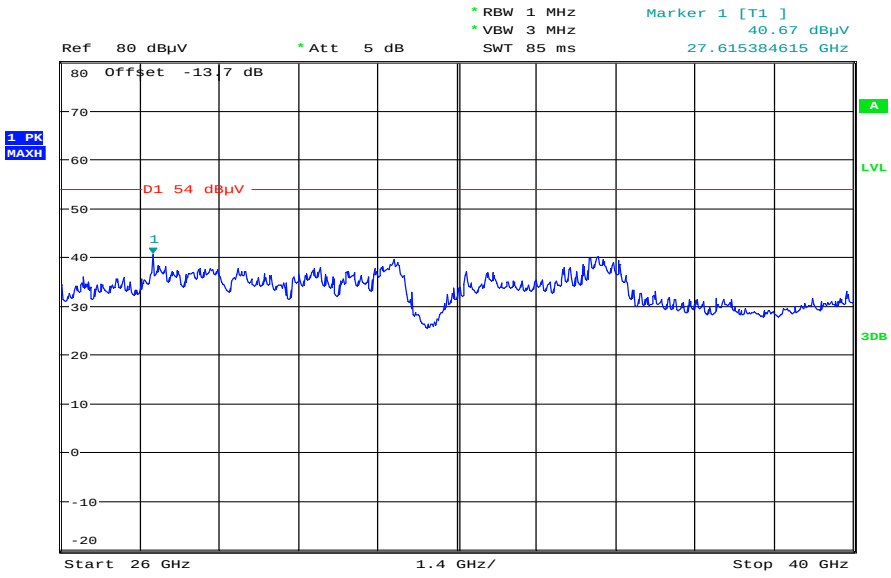


Date: 14.MAY.2013 09:55:56

**Plot 6:** 30 MHz to 1 GHz, 5240 MHz, vertical & horizontal polarization

## Common Information

| | |
|---|---|
| EUT: | WLANBV2-A + antenna M3002-66494 |
| Serial Number: | eval |
| Test Description: | FCC part 15 C class B @ 10 m |
| Operating Conditions: | WLAN a mode tx @ 5240MHz |
| Operator Name: | Wolsdorfer |
| Comment: | DC 5V |

## Scan Setup: STAN_Fin [EMI radiated]

| | |
|---|---|
| Hardware Setup: | Electric Field (NOS) |
| Receiver: | [ESCI 3] |
| Level Unit: | dBµV/m |

| Subrange | Step Size | Detectors | IF BW | Meas. Time | Preamp |
|---|---|---|---|---|---|
| 30 MHz - 2 GHz | 60 kHz | QPK | 120 kHz | 1 s | 20 dB |

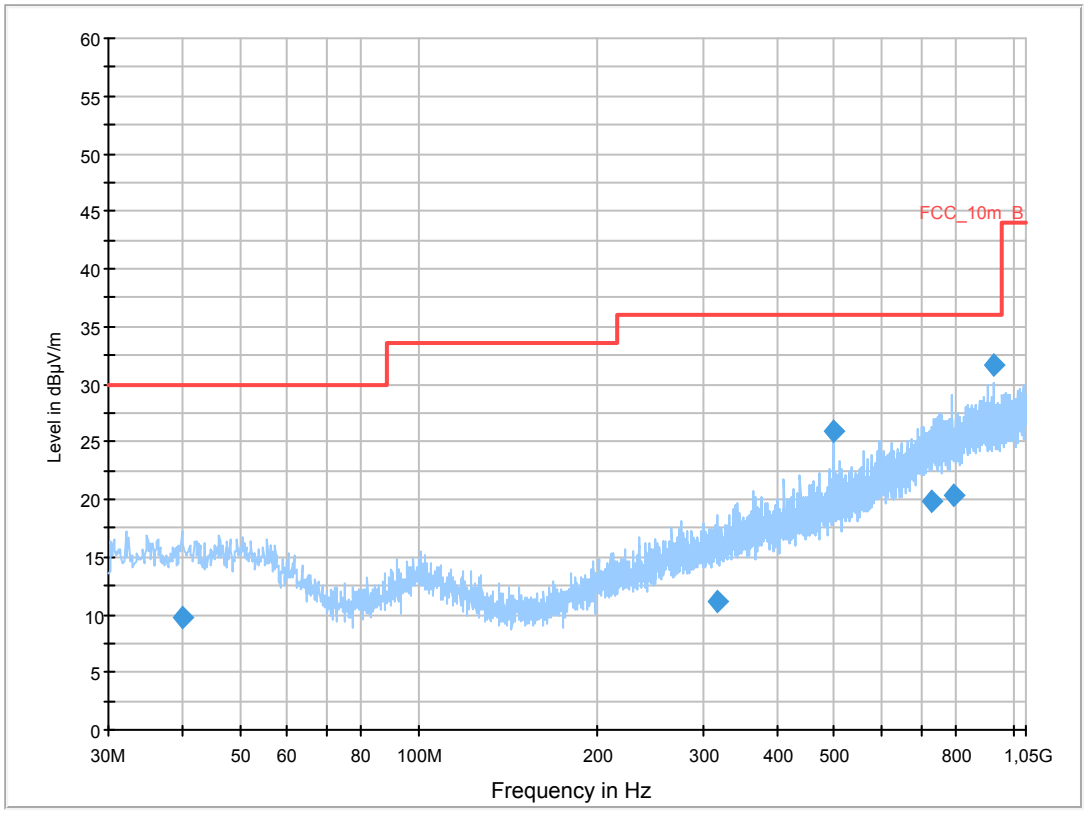


## Final Result 1

| Frequency (MHz) | QuasiPeak (dBµV/m) | Meas. Time (ms) | Bandwidth (kHz) | Height (cm) | Polarization | Azimuth (deg) | Corr. (dB) | Margin (dB) | Limit (dBµV/m) | Comment |
|---|---|---|---|---|---|---|---|---|---|---|
| 39.845700 | 9.7 | 1000.0 | 120.000 | 170.0 | V | 0.0 | 13.4 | 20.3 | 30.0 | |
| 318.499650 | 11.1 | 1000.0 | 120.000 | 170.0 | V | 280.0 | 15.1 | 25.0 | 36.0 | |
| 500.016000 | 25.8 | 1000.0 | 120.000 | 98.0 | V | 260.0 | 18.7 | 10.2 | 36.0 | |
| 727.760250 | 19.8 | 1000.0 | 120.000 | 170.0 | H | 260.0 | 23.1 | 16.2 | 36.0 | |
| 791.151900 | 20.3 | 1000.0 | 120.000 | 170.0 | H | -9.0 | 23.8 | 15.7 | 36.0 | |
| 927.439800 | 31.6 | 1000.0 | 120.000 | 98.0 | V | 261.0 | 25.3 | 4.4 | 36.0 | |

**Plot 7:** 1 GHz to 12.75 GHz, 5240 MHz, vertical & horizontal polarization

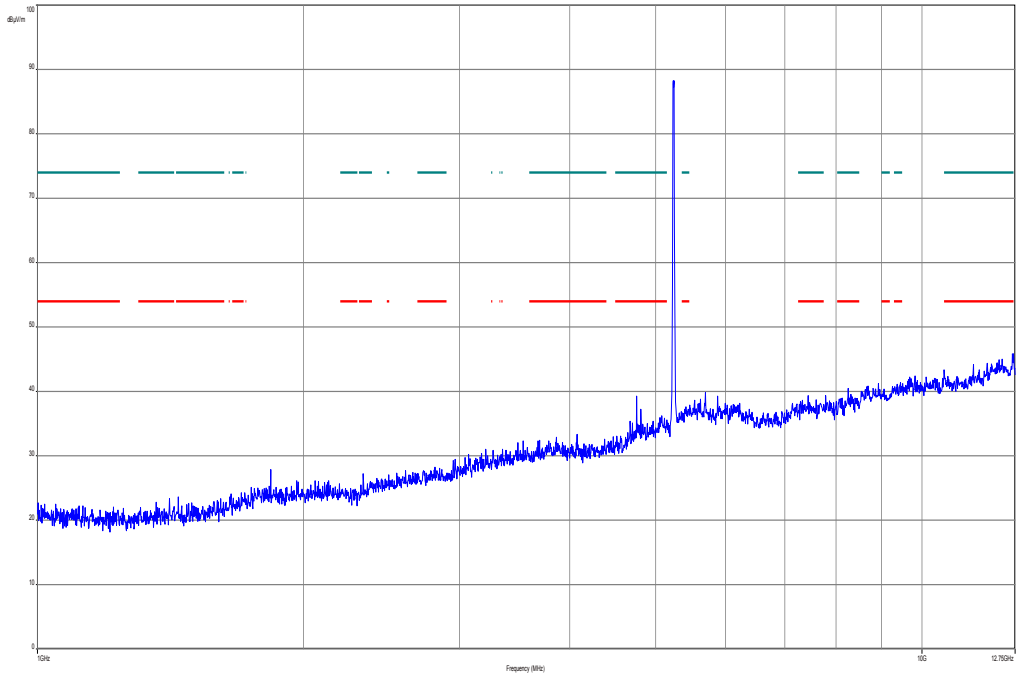

**Plot 8:** 12 GHz to 18 GHz, 5240 MHz, vertical & horizontal polarization

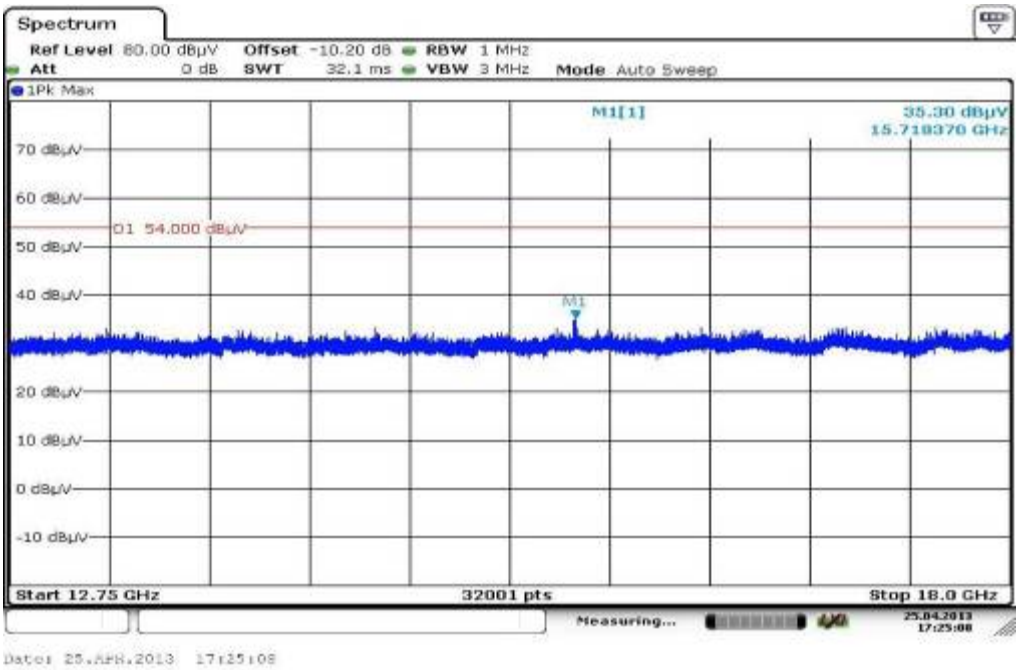

**Plot 9:** 18 GHz to 26 GHz, 5240 MHz, vertical & horizontal polarization

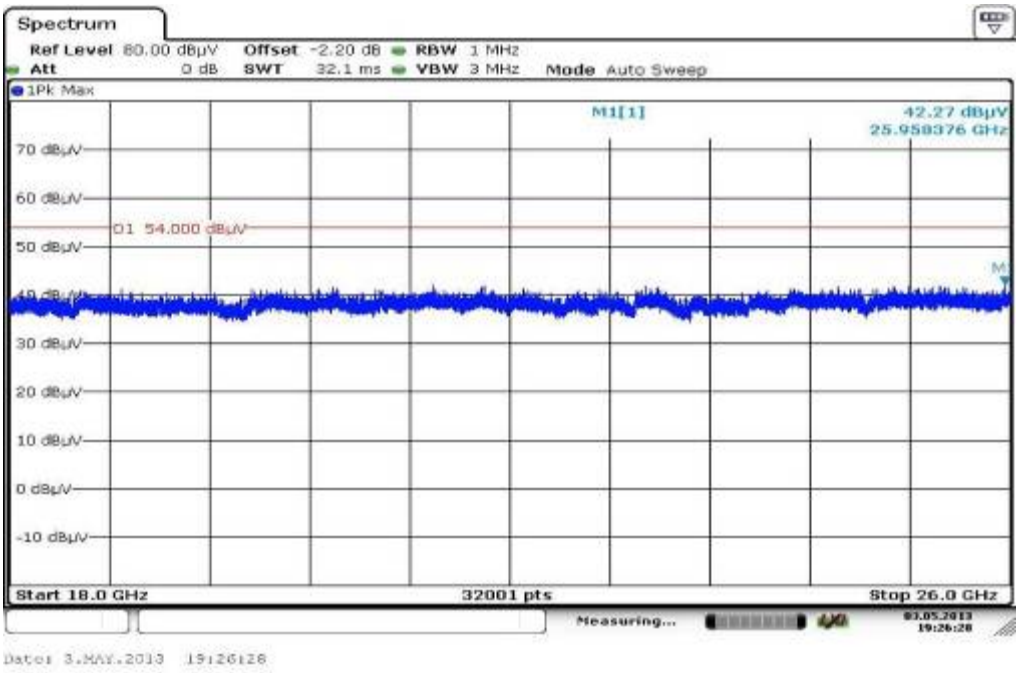


**Plot 10:** 26 GHz to 40 GHz, 5240 MHz, vertical & horizontal polarization

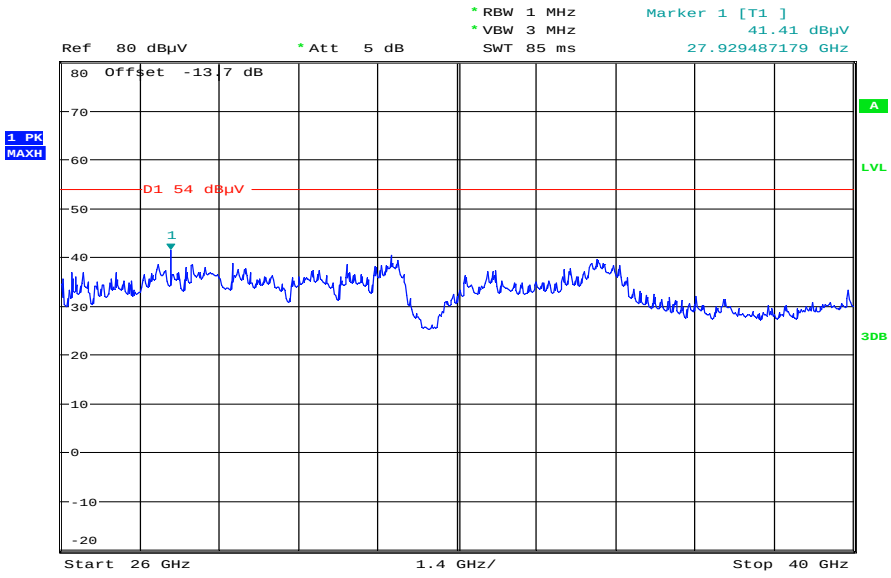


Date: 14.MAY.2013 09:58:37

**Plot 11:** 30 MHz to 1 GHz, 5260 MHz, vertical & horizontal polarization

## Common Information

| | |
|---|---|
| EUT: | WLANBV2-A + antenna M3002-66494 |
| Serial Number: | |
| Test Description: | FCC part 15 C class B @ 10 m |
| Operating Conditions: | WLAN a mode tx @ 5260MHz |
| Operator Name: | Wolsdorfer |
| Comment: | DC 5V |

## Scan Setup: STAN_Fin [EMI radiated]

| | |
|---|---|
| Hardware Setup: | Electric Field (NOS) |
| Receiver: | [ESCI 3] |
| Level Unit: | dBµV/m |

| Subrange | Step Size | Detectors | IF BW | Meas. Time | Preamp |
|---|---|---|---|---|---|
| 30 MHz - 2 GHz | 60 kHz | QPK | 120 kHz | 1 s | 20 dB |

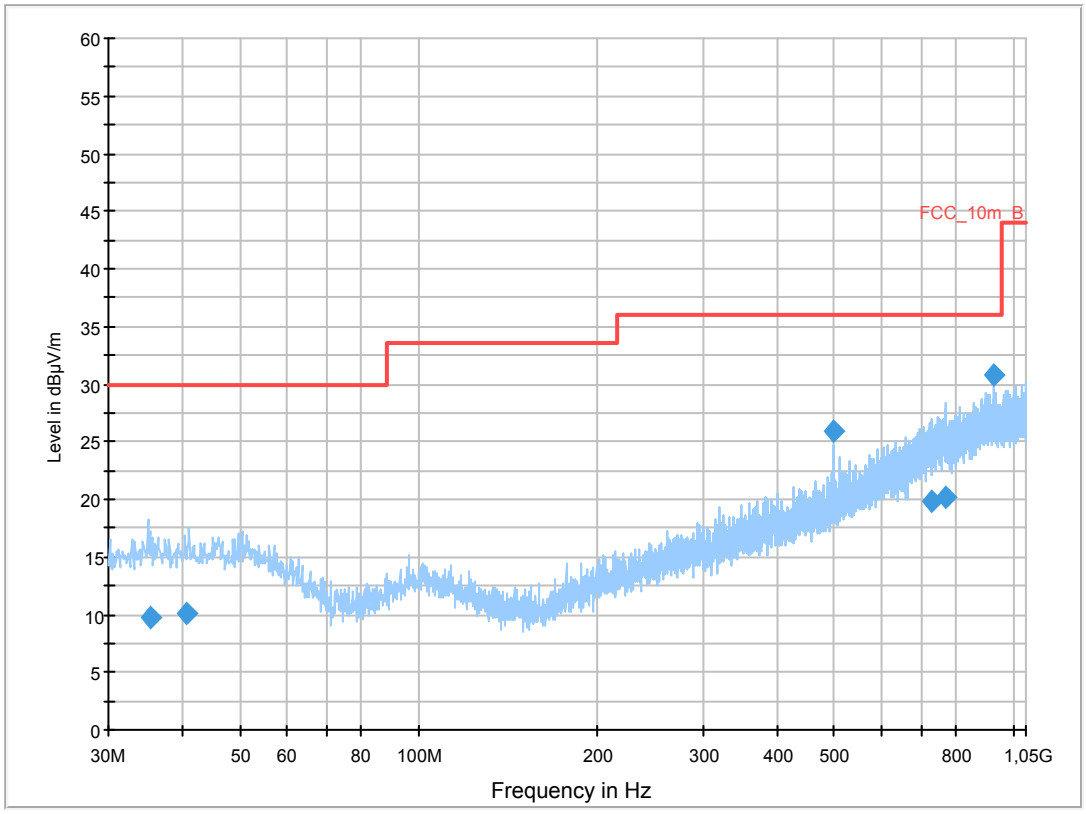


## Final Result 1

| Frequency (MHz) | QuasiPeak (dBµV/m) | Meas. Time (ms) | Bandwidth (kHz) | Height (cm) | Polarization | Azimuth (deg) | Corr. (dB) | Margin (dB) | Limit (dBµV/m) | Comment |
|---|---|---|---|---|---|---|---|---|---|---|
| 35.361600 | 9.7 | 1000.0 | 120.000 | 170.0 | V | 190.0 | 13.1 | 20.3 | 30.0 | |
| 40.575750 | 10.1 | 1000.0 | 120.000 | 145.0 | V | 86.0 | 13.4 | 19.9 | 30.0 | |
| 499.999800 | 25.8 | 1000.0 | 120.000 | 161.0 | H | 86.0 | 18.7 | 10.2 | 36.0 | |
| 731.218050 | 19.8 | 1000.0 | 120.000 | 98.0 | V | 100.0 | 23.2 | 16.2 | 36.0 | |
| 770.162550 | 20.1 | 1000.0 | 120.000 | 152.0 | H | -2.0 | 23.7 | 15.9 | 36.0 | |
| 927.334200 | 30.8 | 1000.0 | 120.000 | 170.0 | V | 80.0 | 25.3 | 5.2 | 36.0 | |

**Plot 12:** 1 GHz to 12.75 GHz, 5260 MHz, vertical & horizontal polarization

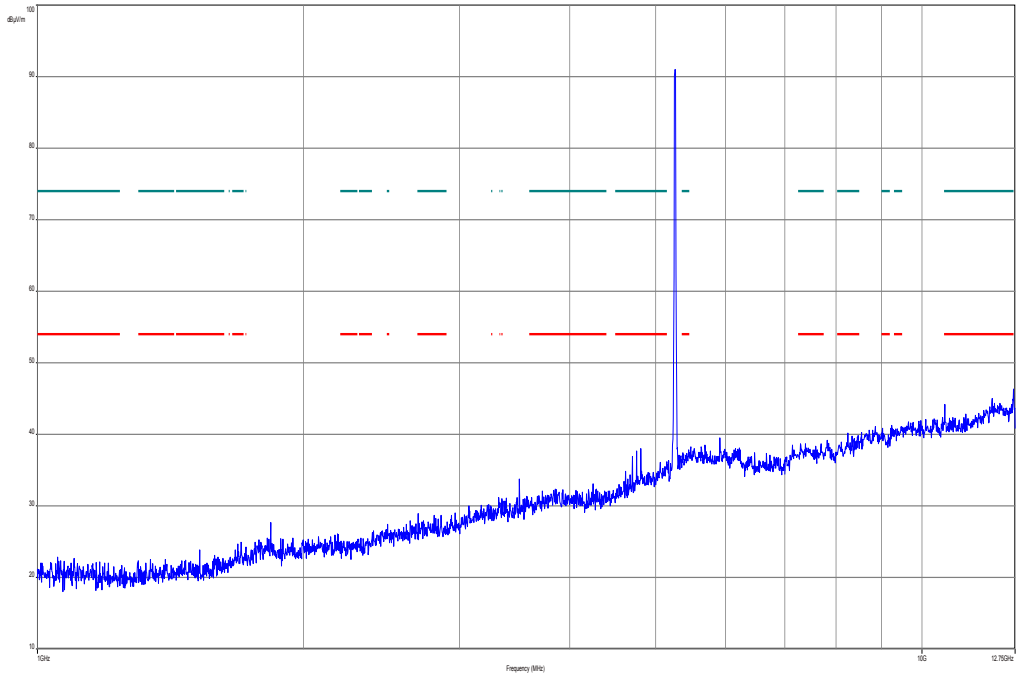

**Plot 13:** 12 GHz to 18 GHz, 5260 MHz, vertical & horizontal polarization

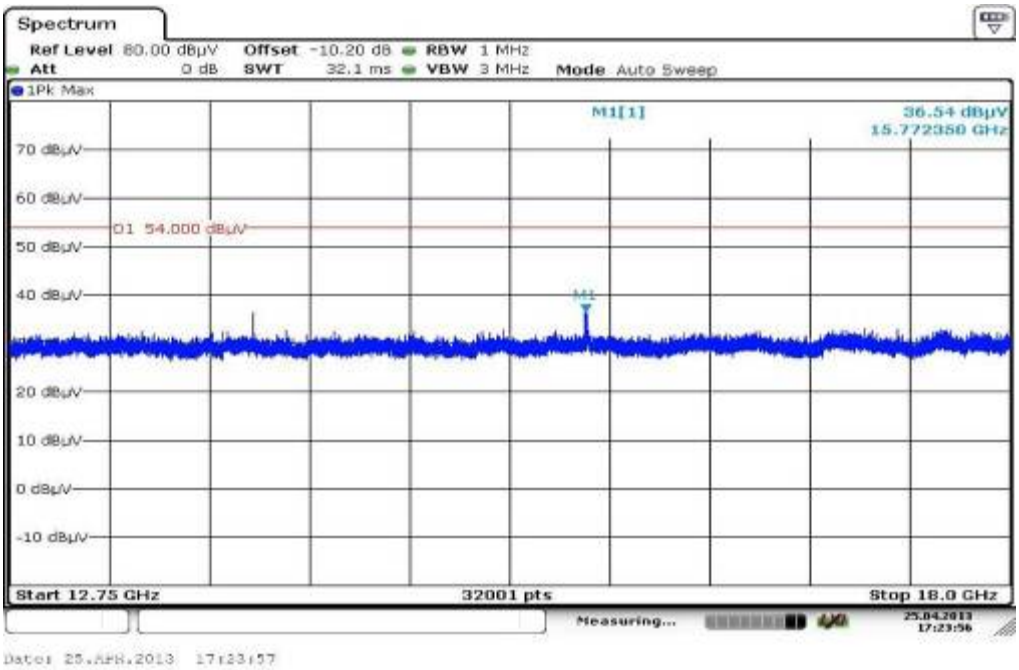

**Plot 14:** 18 GHz to 26 GHz, 5260 MHz, vertical & horizontal polarization

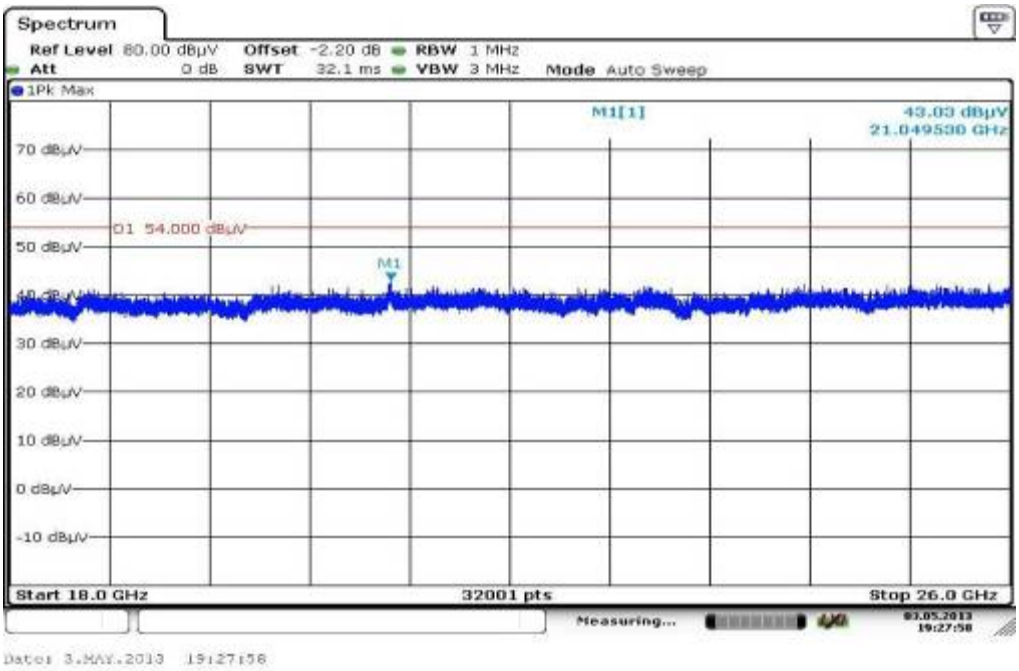


**Plot 15:** 26 GHz to 40 GHz, 5260 MHz, vertical & horizontal polarization

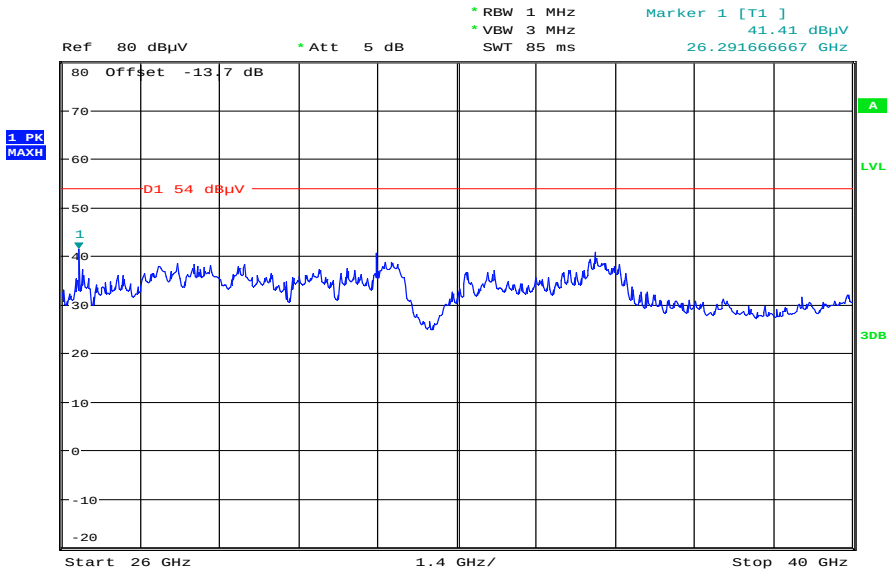


Date: 14.MAY.2013 10:00:25

**Plot 16:** 30 MHz to 1 GHz, 5320 MHz, vertical & horizontal polarization

## Common Information

| | |
|---|---|
| EUT: | WLANBV2-A + antenna M3002-66494 |
| Serial Number: | |
| Test Description: | FCC part 15 C class B @ 10 m |
| Operating Conditions: | WLAN a mode tx @ 5320MHz |
| Operator Name: | Wolsdorfer |
| Comment: | DC 5V |

## Scan Setup: STAN_Fin [EMI radiated]

| | |
|---|---|
| Hardware Setup: | Electric Field (NOS) |
| Receiver: | [ESCI 3] |
| Level Unit: | dBµV/m |

| Subrange | Step Size | Detectors | IF BW | Meas. Time | Preamp |
|---|---|---|---|---|---|
| 30 MHz - 2 GHz | 60 kHz | QPK | 120 kHz | 1 s | 20 dB |

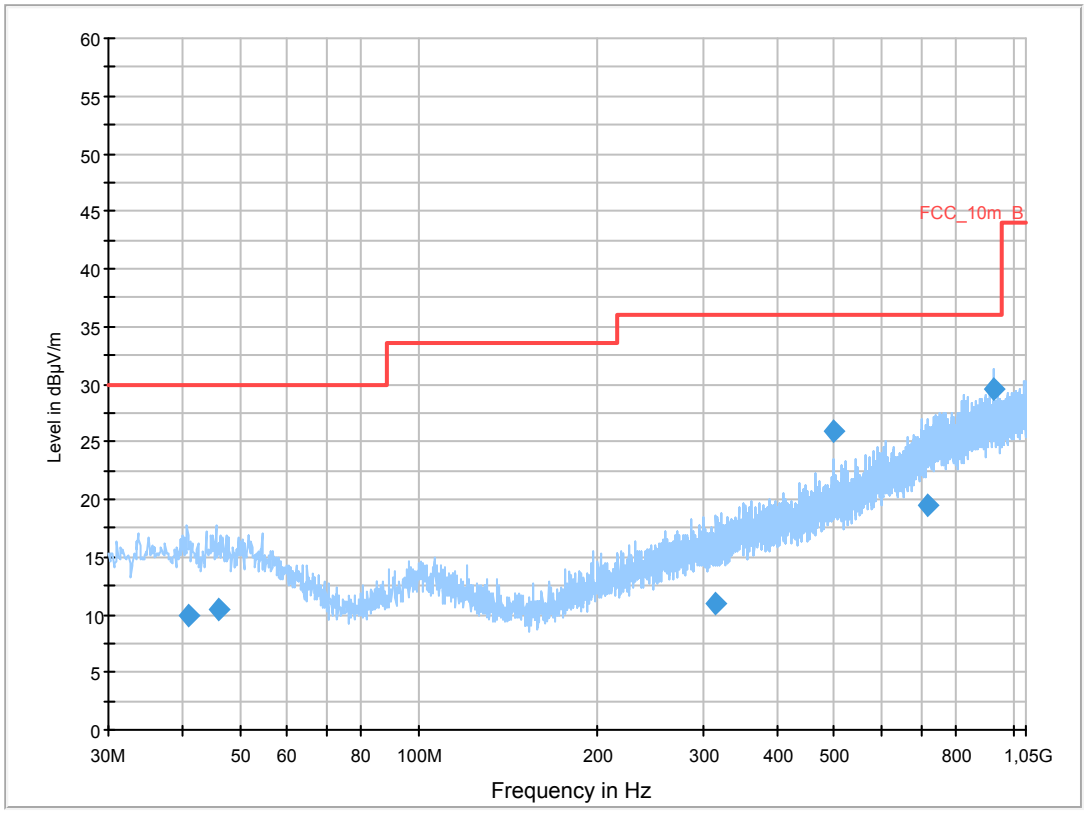


## Final Result 1

| Frequency (MHz) | QuasiPeak (dBµV/m) | Meas. Time (ms) | Bandwidth (kHz) | Height (cm) | Polarization | Azimuth (deg) | Corr. (dB) | Margin (dB) | Limit (dBµV/m) | Comment |
|---|---|---|---|---|---|---|---|---|---|---|
| 40.898850 | 9.9 | 1000.0 | 120.000 | 105.0 | V | 280.0 | 13.4 | 20.1 | 30.0 | |
| 45.874200 | 10.4 | 1000.0 | 120.000 | 170.0 | V | 10.0 | 13.3 | 19.6 | 30.0 | |
| 316.357050 | 11.0 | 1000.0 | 120.000 | 170.0 | V | 265.0 | 15.0 | 25.0 | 36.0 | |
| 500.000250 | 25.8 | 1000.0 | 120.000 | 98.0 | V | 265.0 | 18.7 | 10.2 | 36.0 | |
| 718.315950 | 19.6 | 1000.0 | 120.000 | 170.0 | H | 270.0 | 22.9 | 16.4 | 36.0 | |
| 927.490800 | 29.6 | 1000.0 | 120.000 | 170.0 | V | 85.0 | 25.3 | 6.4 | 36.0 | |

**Plot 17:** 1 GHz to 12.75 GHz, 5320 MHz, vertical & horizontal polarization

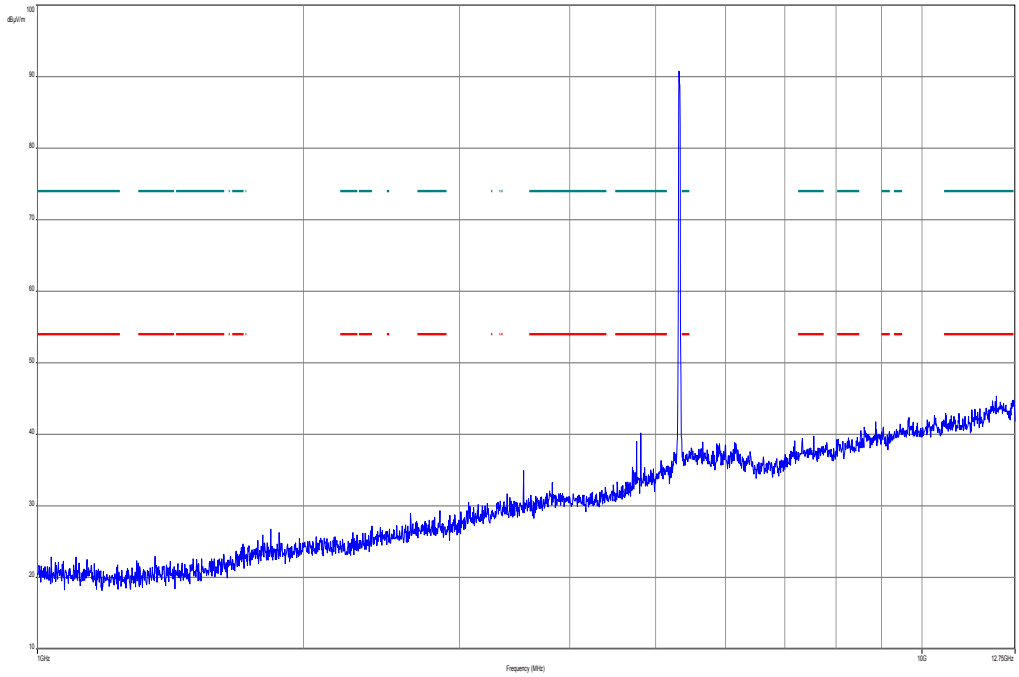

**Plot 18:** 12 GHz to 18 GHz, 5320 MHz, vertical & horizontal polarization

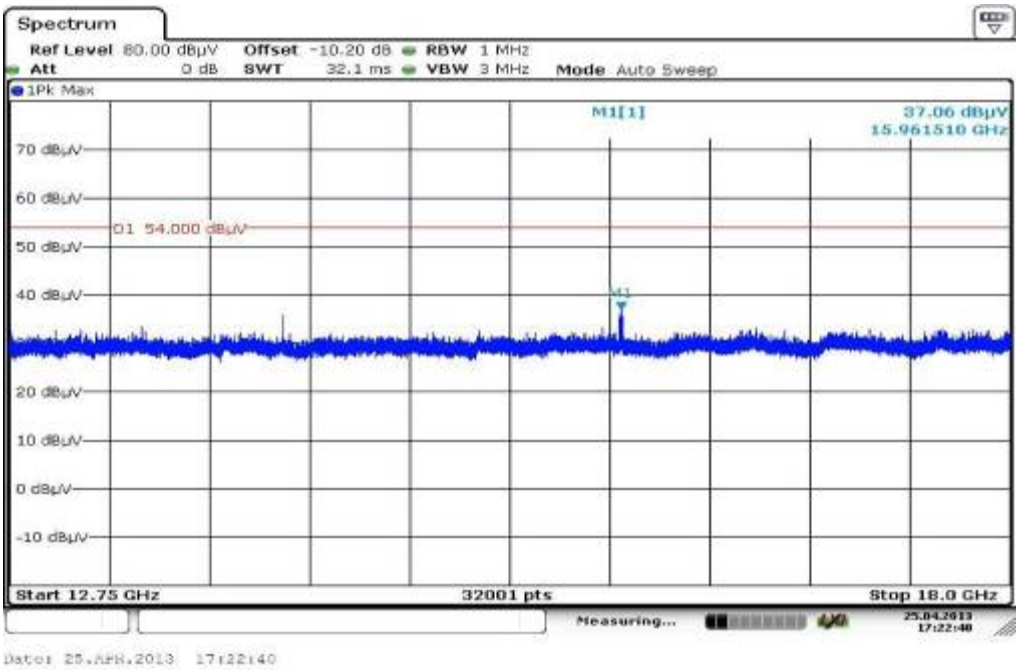

**Plot 19:** 18 GHz to 26 GHz, 5320 MHz, vertical & horizontal polarization

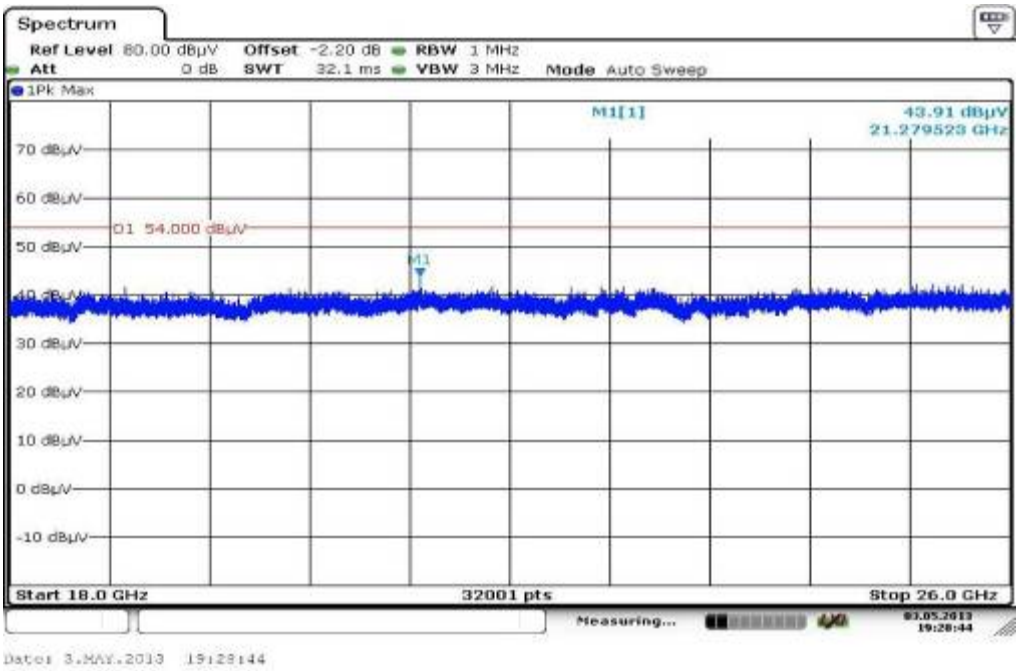


**Plot 20:** 26 GHz to 40 GHz, 5320 MHz, vertical & horizontal polarization

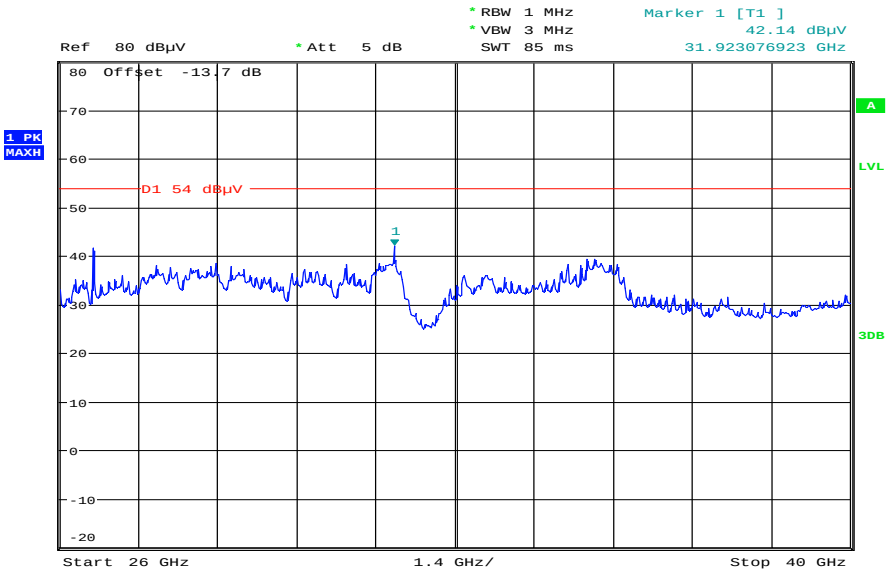


Date: 14.MAY.2013 10:01:56

**Plot 21:** 30 MHz to 1 GHz, 5500 MHz, vertical & horizontal polarization

## Common Information

| | |
|---|---|
| EUT: | WLANBV2-A + antenna M3002-66494 |
| Serial Number: | |
| Test Description: | FCC part 15 C class B @ 10 m |
| Operating Conditions: | WLAN a mode tx @ 5500MHz |
| Operator Name: | Wolsdorfer |
| Comment: | DC 5V |

## Scan Setup: STAN_Fin [EMI radiated]

| | |
|---|---|
| Hardware Setup: | Electric Field (NOS) |
| Receiver: | [ESCI 3] |
| Level Unit: | dBµV/m |

| Subrange | Step Size | Detectors | IF BW | Meas. Time | Preamp |
|---|---|---|---|---|---|
| 30 MHz - 2 GHz | 60 kHz | QPK | 120 kHz | 1 s | 20 dB |

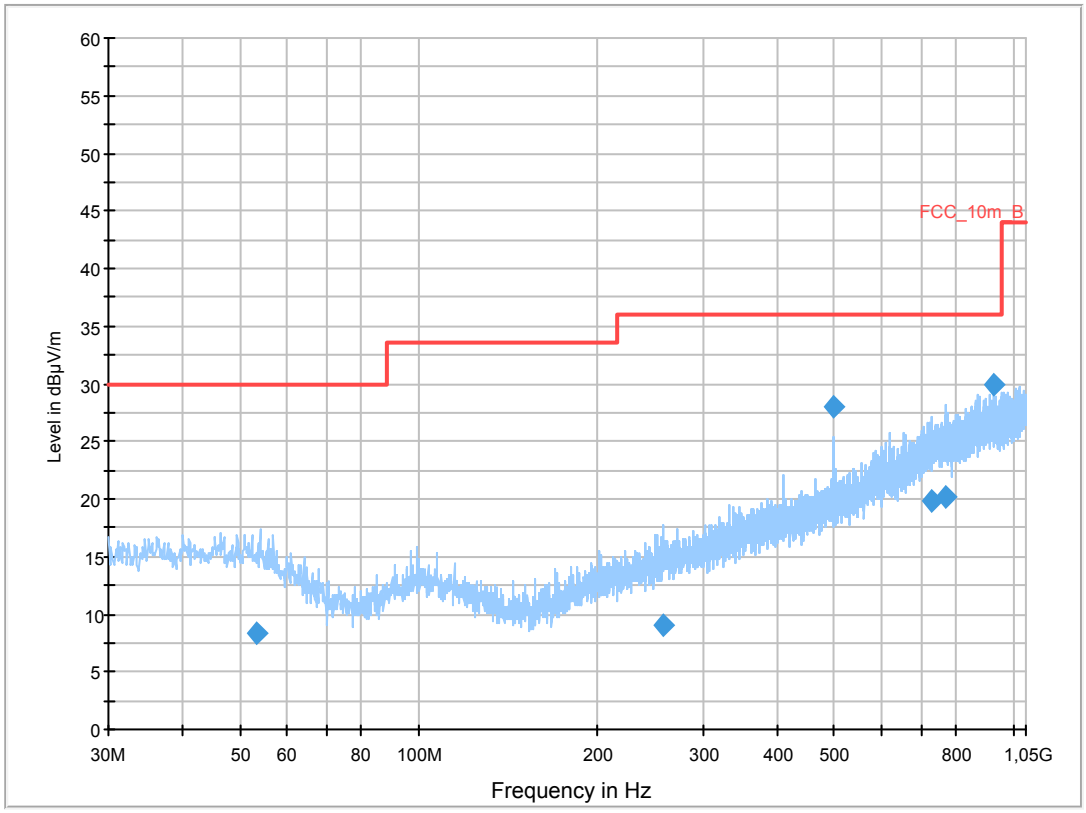


## Final Result 1

| Frequency (MHz) | QuasiPeak (dBµV/m) | Meas. Time (ms) | Bandwidth (kHz) | Height (cm) | Polarization | Azimuth (deg) | Corr. (dB) | Margin (dB) | Limit (dBµV/m) | Comment |
|---|---|---|---|---|---|---|---|---|---|---|
| 53.420250 | 8.3 | 1000.0 | 120.000 | 170.0 | H | 92.0 | 13.0 | 21.7 | 30.0 | |
| 256.940400 | 9.0 | 1000.0 | 120.000 | 98.0 | V | 2.0 | 13.5 | 27.0 | 36.0 | |
| 499.984950 | 27.9 | 1000.0 | 120.000 | 98.0 | V | 261.0 | 18.7 | 8.1 | 36.0 | |
| 730.326000 | 19.8 | 1000.0 | 120.000 | 170.0 | V | 190.0 | 23.2 | 16.2 | 36.0 | |
| 770.601000 | 20.1 | 1000.0 | 120.000 | 170.0 | H | 100.0 | 23.7 | 15.9 | 36.0 | |
| 927.404700 | 29.9 | 1000.0 | 120.000 | 170.0 | V | 85.0 | 25.3 | 6.1 | 36.0 | |

**Plot 22:** 1 GHz to 12.75 GHz, 5500 MHz, vertical & horizontal polarization

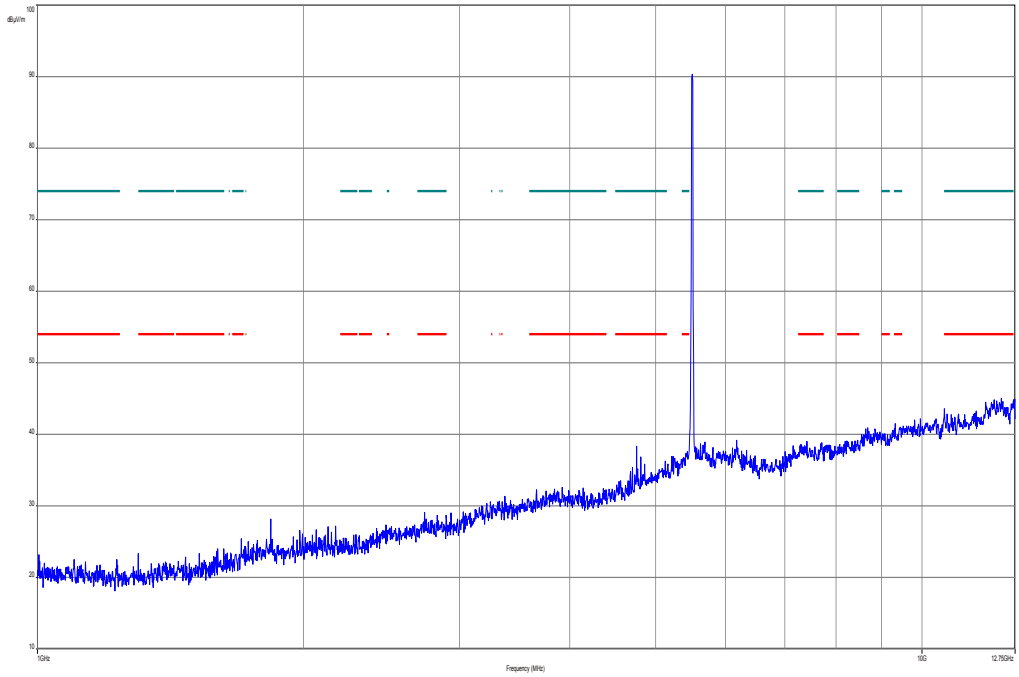

**Plot 23:** 12 GHz to 18 GHz, 5500 MHz, vertical & horizontal polarization

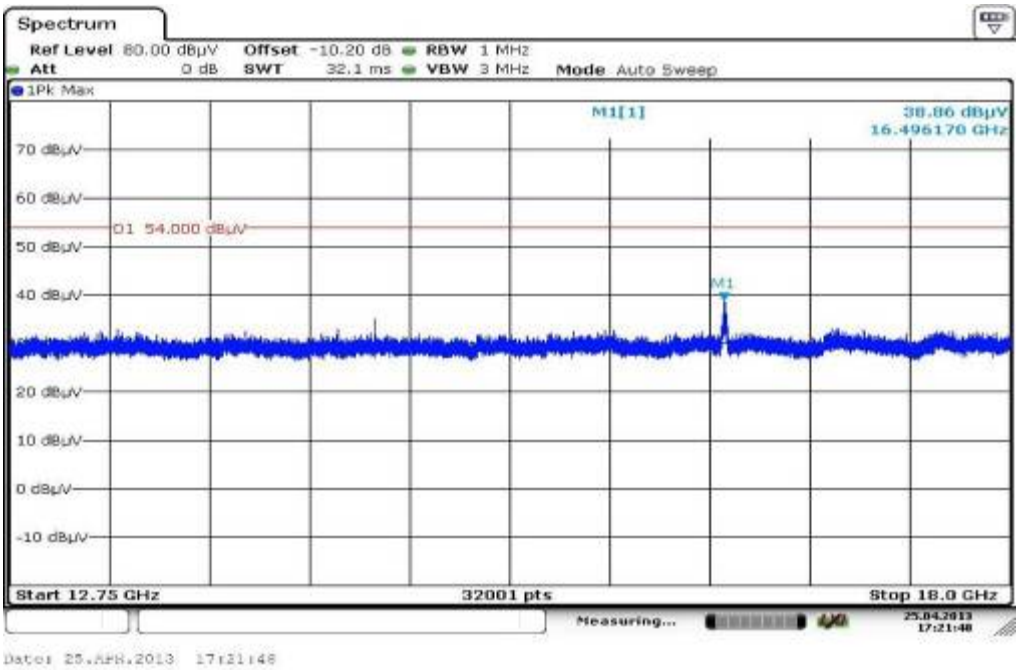

**Plot 24:** 18 GHz to 26 GHz, 5500 MHz, vertical & horizontal polarization

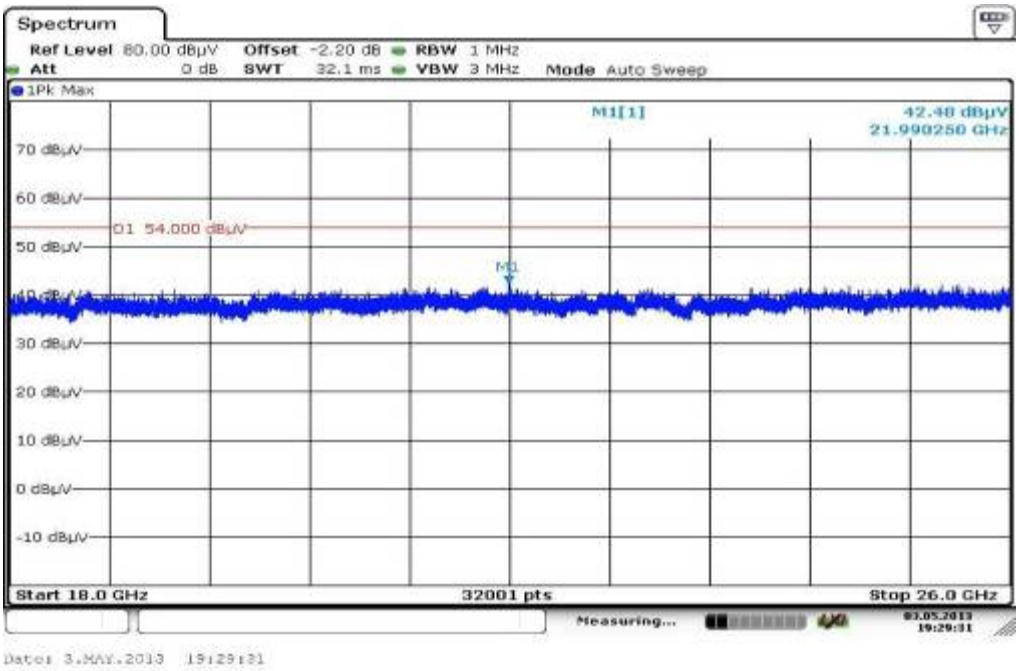


**Plot 25:** 26 GHz to 40 GHz, 5500 MHz, vertical & horizontal polarization

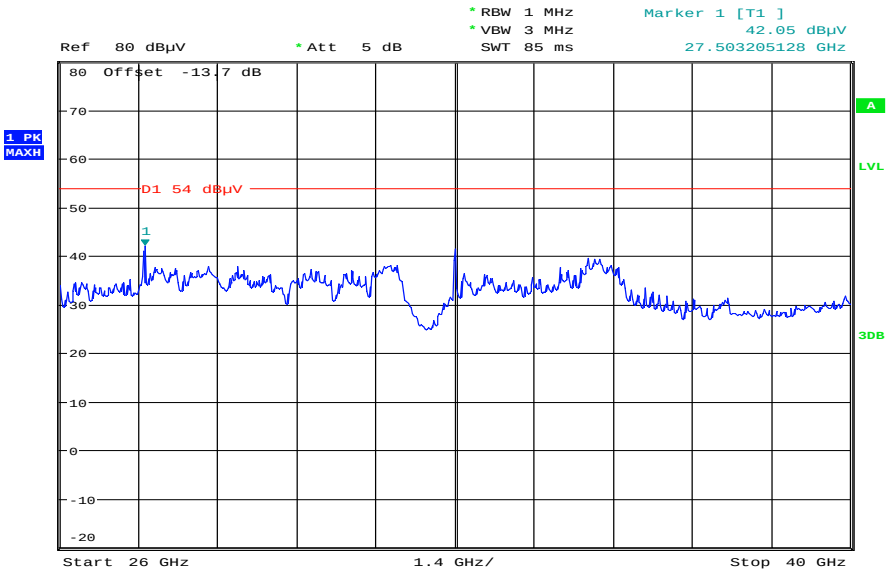


Date: 14.MAY.2013 10:03:33

**Plot 26:** 30 MHz to 1 GHz, 5600 MHz, vertical & horizontal polarization

## Common Information

| | |
|---|---|
| EUT: | WLANBV2-A + antenna M3002-66494 |
| Serial Number: | |
| Test Description: | FCC part 15 C class B @ 10 m |
| Operating Conditions: | WLAN a mode tx @ 5600MHz |
| Operator Name: | Wolsdorfer |
| Comment: | DC 5V |

## Scan Setup: STAN_Fin [EMI radiated]

| | |
|---|---|
| Hardware Setup: | Electric Field (NOS) |
| Receiver: | [ESCI 3] |
| Level Unit: | dBµV/m |

| Subrange | Step Size | Detectors | IF BW | Meas. Time | Preamp |
|---|---|---|---|---|---|
| 30 MHz - 2 GHz | 60 kHz | QPK | 120 kHz | 1 s | 20 dB |

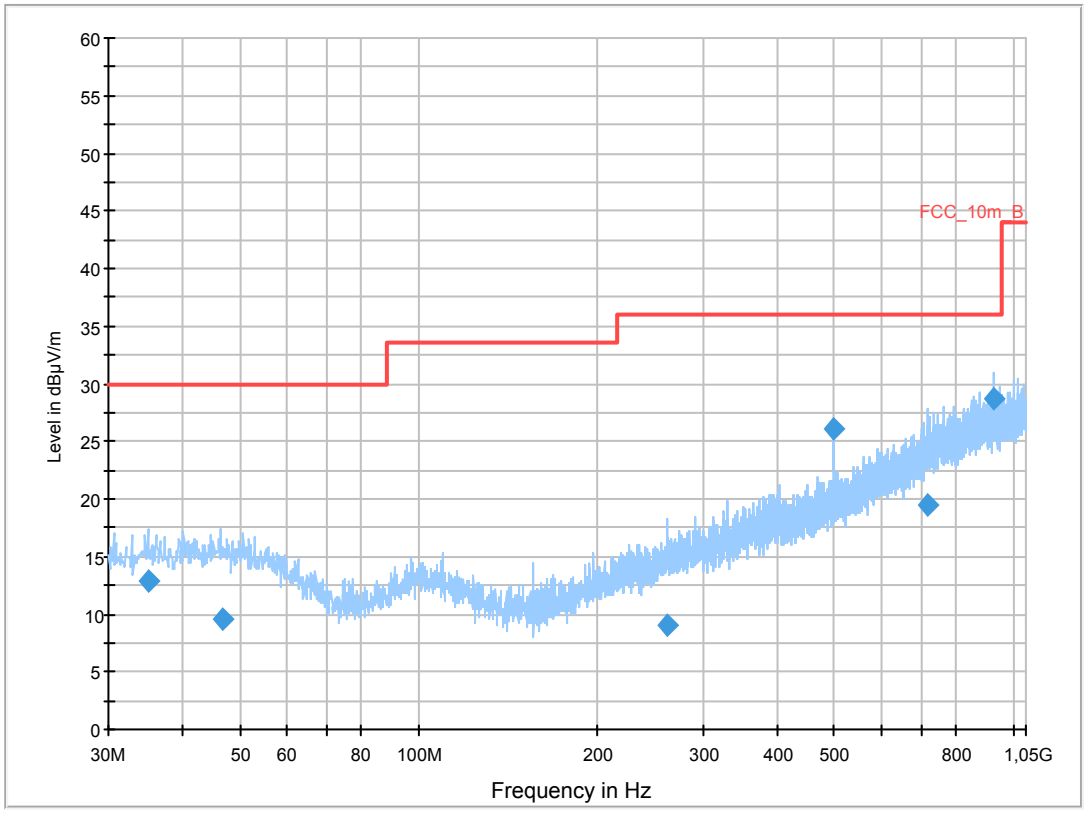


## Final Result 1

| Frequency (MHz) | QuasiPeak (dBµV/m) | Meas. Time (ms) | Bandwidth (kHz) | Height (cm) | Polarization | Azimuth (deg) | Corr. (dB) | Margin (dB) | Limit (dBµV/m) | Comment |
|---|---|---|---|---|---|---|---|---|---|---|
| 35.015250 | 12.9 | 1000.0 | 120.000 | 130.0 | V | 81.0 | 13.0 | 17.1 | 30.0 | |
| 46.602450 | 9.6 | 1000.0 | 120.000 | 121.0 | V | 182.0 | 13.3 | 20.4 | 30.0 | |
| 261.436500 | 9.1 | 1000.0 | 120.000 | 143.0 | H | 190.0 | 13.6 | 26.9 | 36.0 | |
| 499.995300 | 26.1 | 1000.0 | 120.000 | 98.0 | V | 261.0 | 18.7 | 9.9 | 36.0 | |
| 718.450050 | 19.5 | 1000.0 | 120.000 | 170.0 | V | -5.0 | 22.9 | 16.5 | 36.0 | |
| 927.438300 | 28.7 | 1000.0 | 120.000 | 98.0 | V | 176.0 | 25.3 | 7.3 | 36.0 | |

**Plot 27:** 1 GHz to 12.75 GHz, 5600 MHz, vertical & horizontal polarization

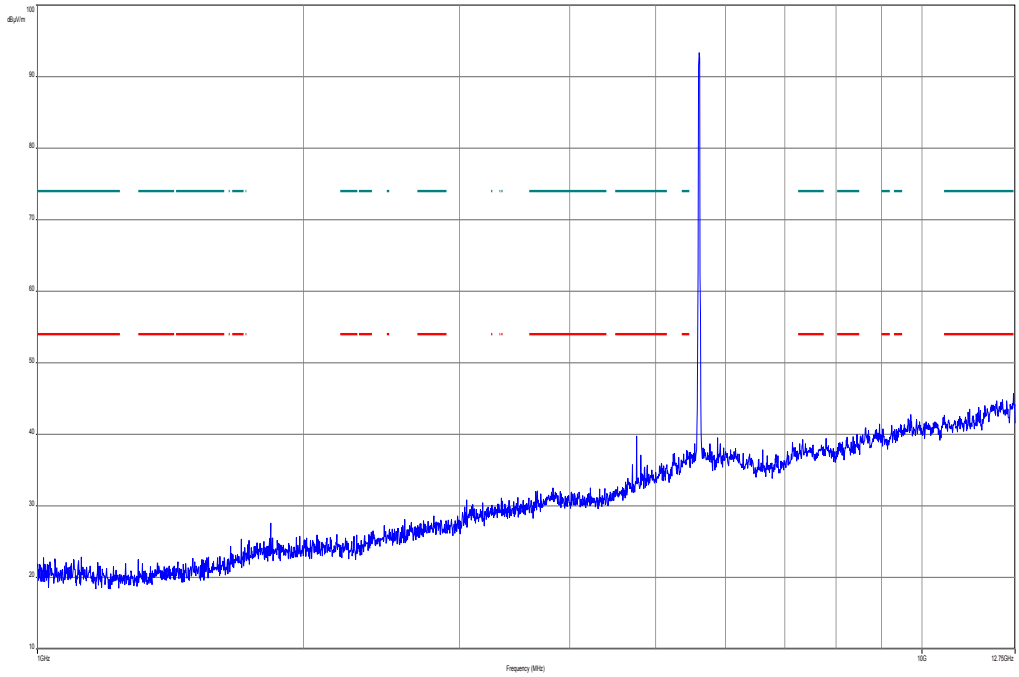

**Plot 28:** 12 GHz to 18 GHz, 5600 MHz, vertical & horizontal polarization

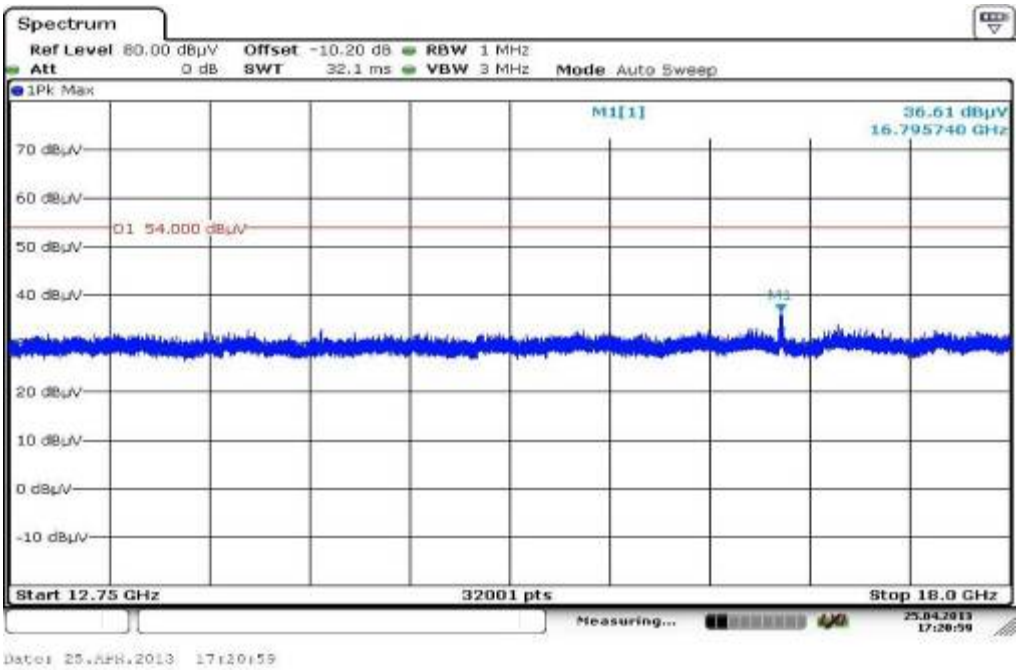

**Plot 29:** 18 GHz to 26 GHz, 5600 MHz, vertical & horizontal polarization

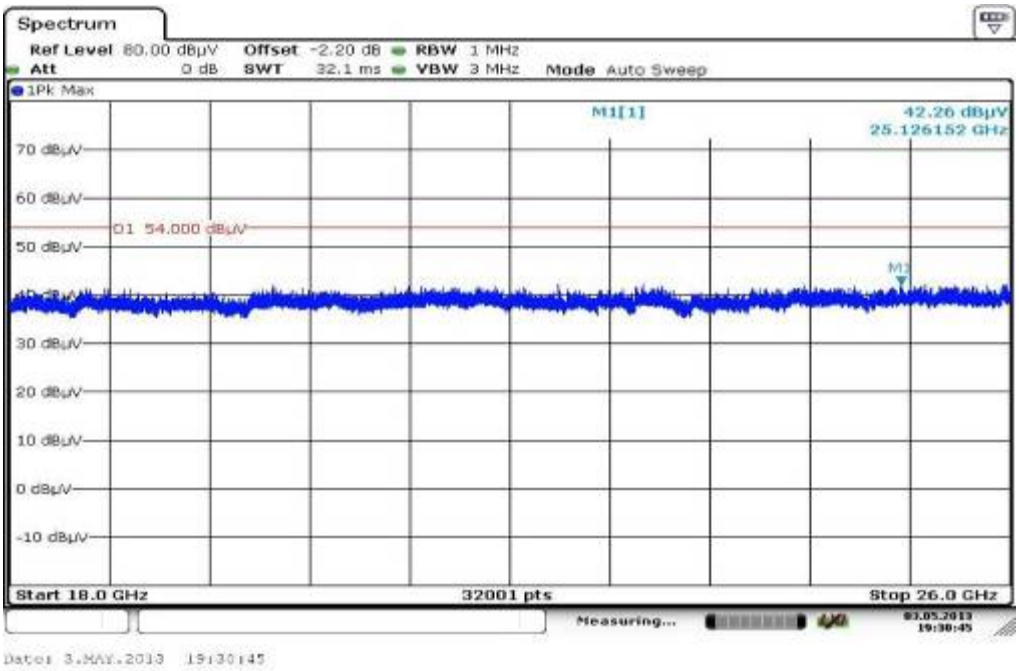


**Plot 30:** 26 GHz to 40 GHz, 5600 MHz, vertical & horizontal polarization

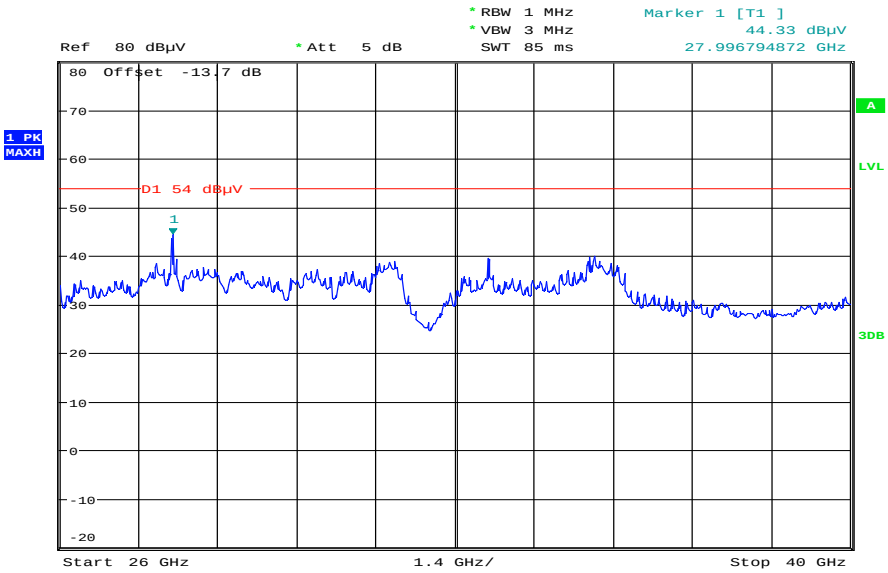


Date: 14.MAY.2013 10:04:45

**Plot 31:** 30 MHz to 1 GHz, 5700 MHz, vertical & horizontal polarization

## Common Information

| | |
|---|---|
| EUT: | WLANBV2-A + antenna M3002-66494 |
| Serial Number: | |
| Test Description: | FCC part 15 C class B @ 10 m |
| Operating Conditions: | WLAN a mode tx @ 5700MHz |
| Operator Name: | Wolsdorfer |
| Comment: | DC 5V |

## Scan Setup: STAN_Fin [EMI radiated]

| | |
|---|---|
| Hardware Setup: | Electric Field (NOS) |
| Receiver: | [ESCI 3] |
| Level Unit: | dBµV/m |

| Subrange | Step Size | Detectors | IF BW | Meas. Time | Preamp |
|---|---|---|---|---|---|
| 30 MHz - 2 GHz | 60 kHz | QPK | 120 kHz | 1 s | 20 dB |

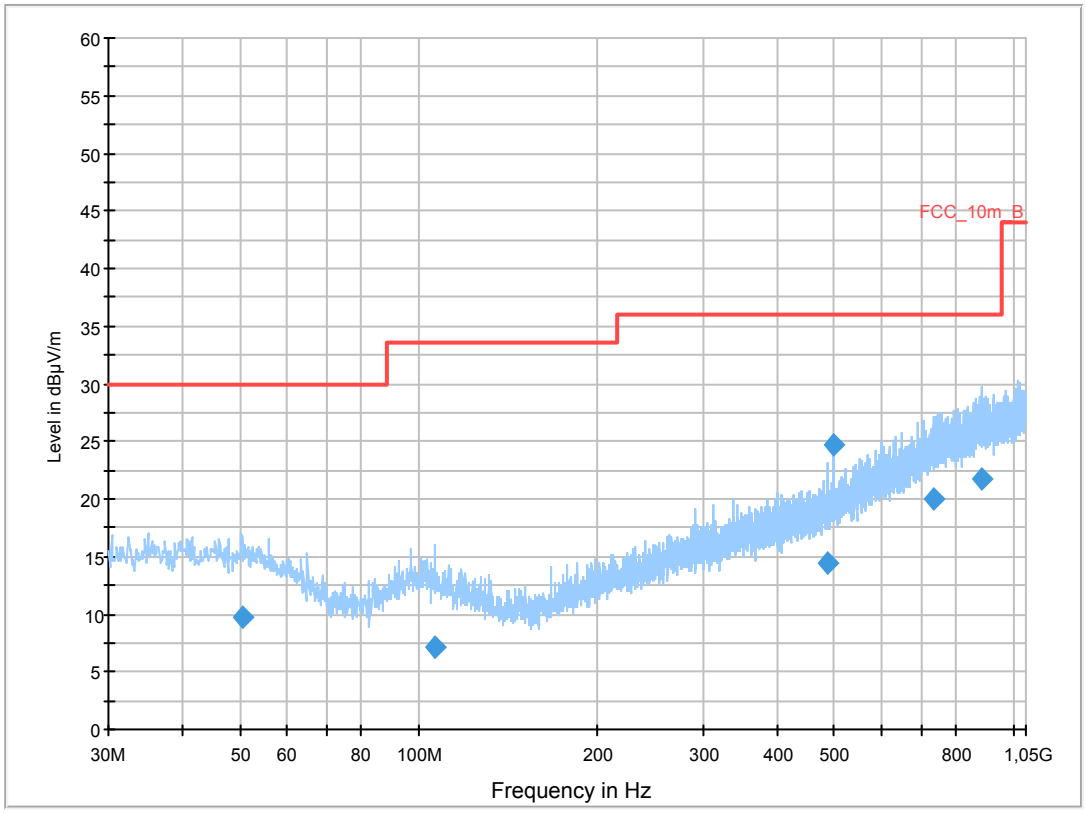


## Final Result 1

| Frequency (MHz) | QuasiPeak (dBµV/m) | Meas. Time (ms) | Bandwidth (kHz) | Height (cm) | Polarization | Azimuth (deg) | Corr. (dB) | Margin (dB) | Limit (dBµV/m) | Comment |
|---|---|---|---|---|---|---|---|---|---|---|
| 50.501250 | 9.7 | 1000.0 | 120.000 | 170.0 | V | 190.0 | 13.3 | 20.3 | 30.0 | |
| 106.057350 | 7.1 | 1000.0 | 120.000 | 170.0 | V | 170.0 | 11.4 | 26.4 | 33.5 | |
| 486.894600 | 14.5 | 1000.0 | 120.000 | 170.0 | H | 10.0 | 18.4 | 21.5 | 36.0 | |
| 499.985250 | 24.7 | 1000.0 | 120.000 | 98.0 | V | 280.0 | 18.7 | 11.3 | 36.0 | |
| 736.018200 | 19.9 | 1000.0 | 120.000 | 170.0 | V | -10.0 | 23.3 | 16.1 | 36.0 | |
| 886.602000 | 21.7 | 1000.0 | 120.000 | 170.0 | V | 280.0 | 25.0 | 14.3 | 36.0 | |

**Plot 32:** 1 GHz to 12.75 GHz, 5700 MHz, vertical & horizontal polarization

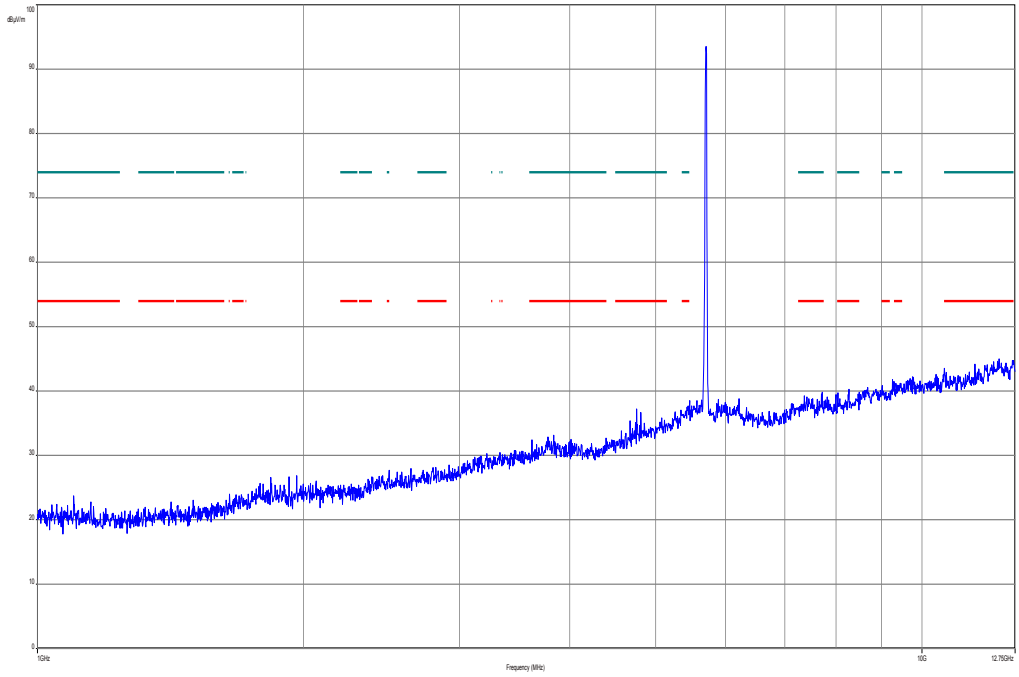

**Plot 33:** 12 GHz to 18 GHz, 5700 MHz, vertical & horizontal polarization

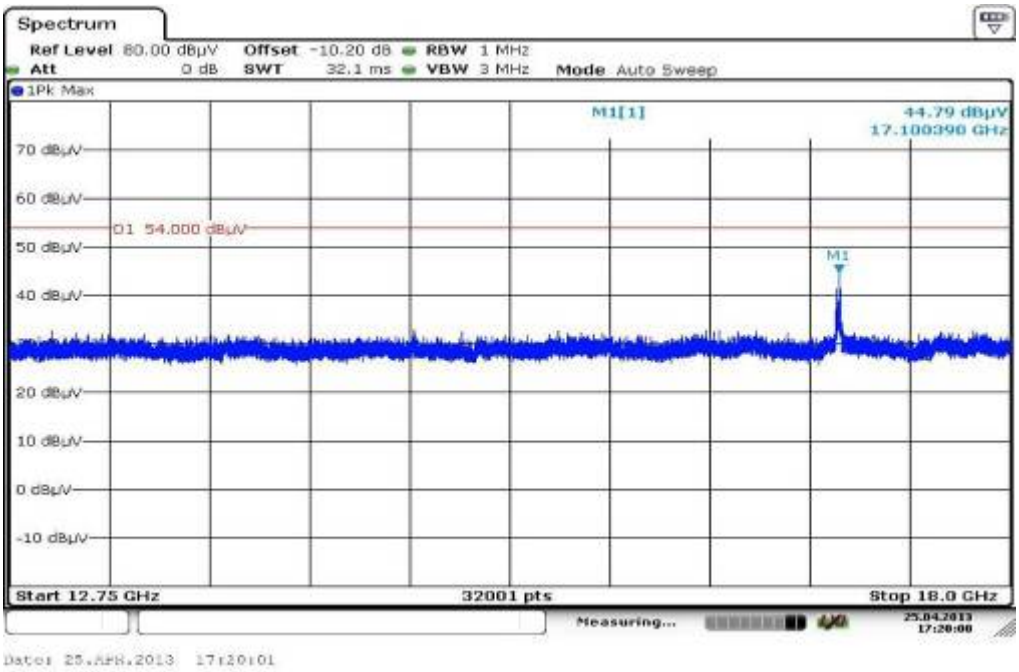

**Plot 34:** 18 GHz to 26 GHz, 5700 MHz, vertical & horizontal polarization

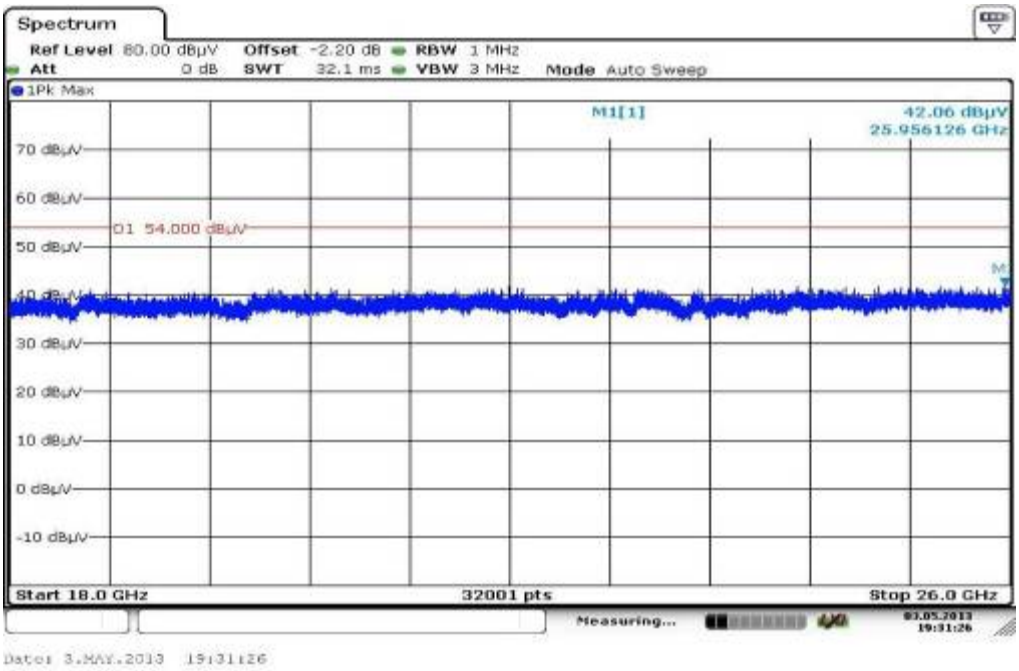


**Plot 35:** 26 GHz to 40 GHz, 5700 MHz, vertical & horizontal polarization

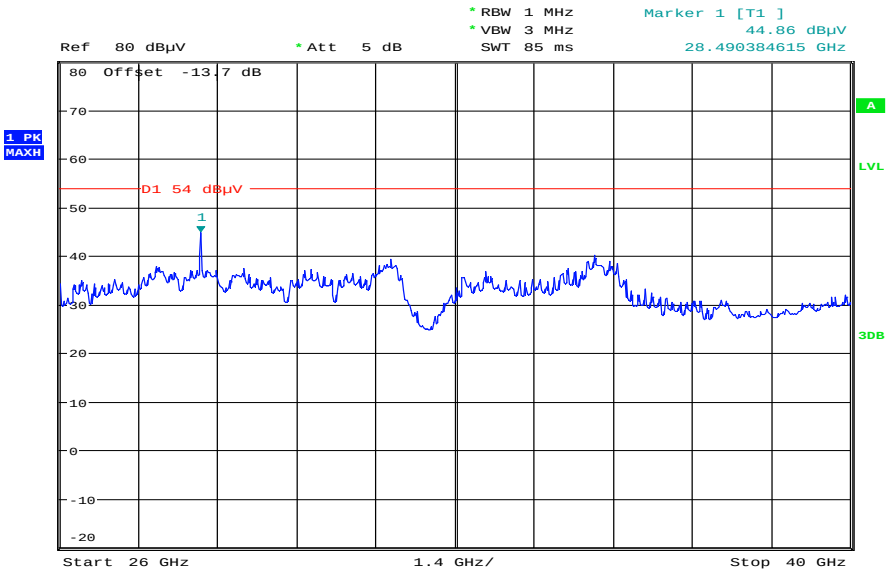


Date: 14.MAY.2013 10:06:49

**Plots: OFDM / n – mode HT20**

**Plot 1:** 30 MHz to 1 GHz, 5180 MHz, vertical & horizontal polarization

## Common Information

| | |
|---|---|
| EUT: | WLANBV2-A + antenna M3002-66494 |
| Serial Number: | eval |
| Test Description: | FCC part 15 C class B @ 10 m |
| Operating Conditions: | wlan tx n-mode HT20 ch36 |
| Operator Name: | Wolsdorfer |
| Comment: | AC: 230 V / 50 Hz; grounded |

## Scan Setup: STAN_Fin [EMI radiated]

| | |
|---|---|
| Hardware Setup: | Electric Field (NOS) |
| Receiver: | [ESCI 3] |
| Level Unit: | dBµV/m |

| Subrange | Step Size | Detectors | IF BW | Meas. Time | Preamp |
|---|---|---|---|---|---|
| 30 MHz - 2 GHz | 60 kHz | QPK | 120 kHz | 1 s | 20 dB |

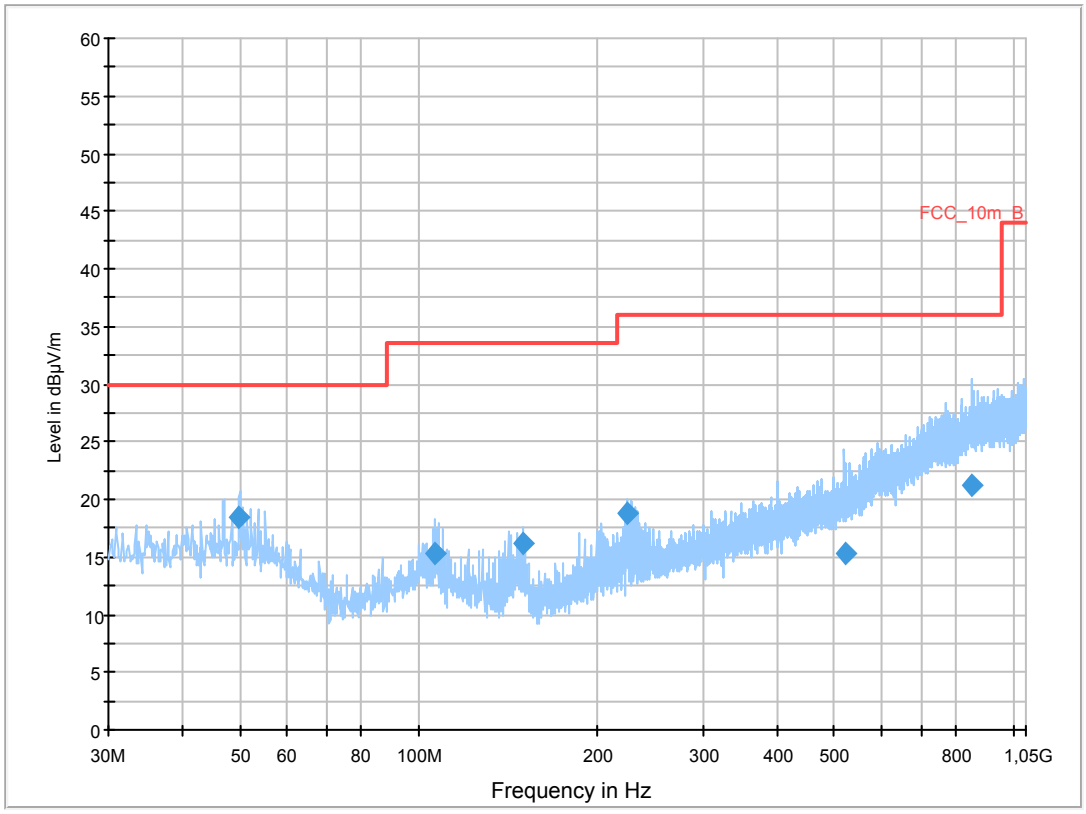


## Final Result 1

| Frequency (MHz) | QuasiPeak (dBµV/m) | Meas. Time (ms) | Bandwidth (kHz) | Height (cm) | Polarization | Azimuth (deg) | Corr. (dB) | Margin (dB) | Limit (dBµV/m) | Comment |
|---|---|---|---|---|---|---|---|---|---|---|
| 49.838100 | 18.5 | 1000.0 | 120.000 | 98.0 | V | 2.0 | 13.4 | 11.5 | 30.0 | |
| 106.482900 | 15.2 | 1000.0 | 120.000 | 121.0 | V | -5.0 | 11.3 | 18.3 | 33.5 | |
| 149.524200 | 16.2 | 1000.0 | 120.000 | 105.0 | V | 261.0 | 8.9 | 17.3 | 33.5 | |
| 224.276700 | 18.9 | 1000.0 | 120.000 | 170.0 | V | 10.0 | 12.5 | 17.1 | 36.0 | |
| 520.498950 | 15.4 | 1000.0 | 120.000 | 170.0 | V | 280.0 | 19.0 | 20.6 | 36.0 | |
| 848.801550 | 21.3 | 1000.0 | 120.000 | 120.0 | H | 280.0 | 24.5 | 14.7 | 36.0 | |

**Plot 2:** 1 GHz to 12.75 GHz, 5180 MHz, vertical & horizontal polarization

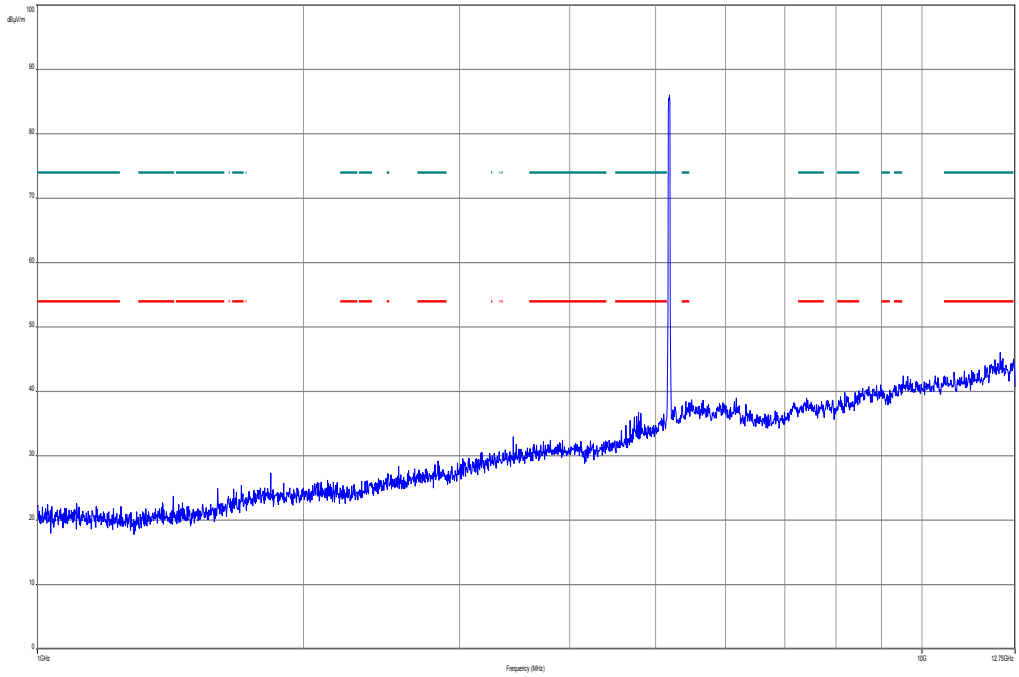

**Plot 3:** 12 GHz to 18 GHz, 5180 MHz, vertical & horizontal polarization

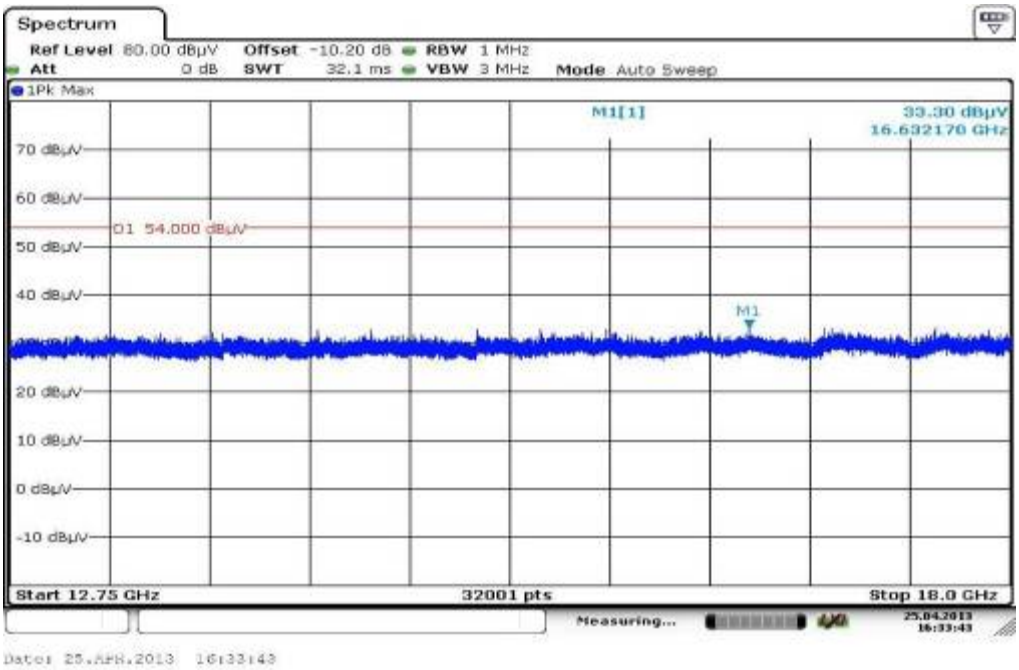

**Plot 4:** 18 GHz to 26 GHz, 5180 MHz, vertical & horizontal polarization

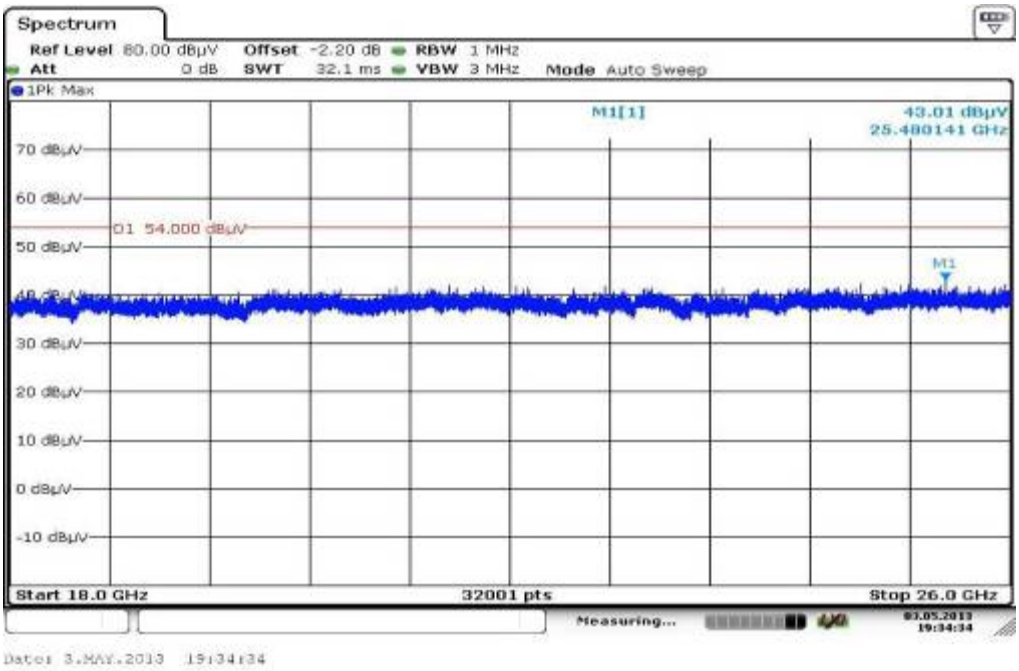


**Plot 5:** 26 GHz to 40 GHz, 5180 MHz, vertical & horizontal polarization

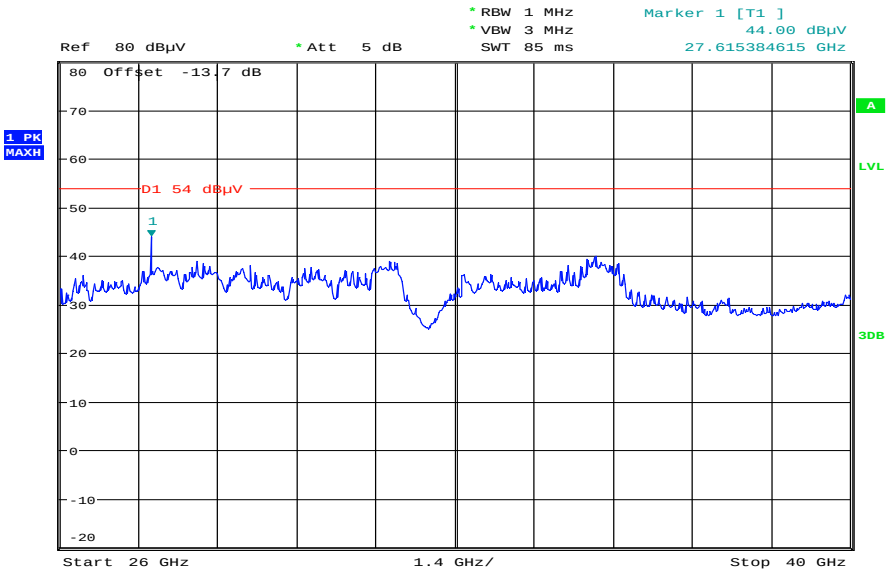


Date: 14.MAY.2013 10:13:57

**Plot 6:** 30 MHz to 1 GHz, 5240 MHz, vertical & horizontal polarization

## Common Information

| | |
|---|---|
| EUT: | WLANBV2-A + antenna M3002-66494 |
| Serial Number: | |
| Test Description: | FCC part 15 C class B @ 10 m |
| Operating Conditions: | wlan n-mode HT20 tx @ 5240MHz |
| Operator Name: | Wolsdorfer |
| Comment: | DC 5V |

## Scan Setup: STAN_Fin [EMI radiated]

| | |
|---|---|
| Hardware Setup: | Electric Field (NOS) |
| Receiver: | [ESCI 3] |
| Level Unit: | dBµV/m |

| Subrange | Step Size | Detectors | IF BW | Meas. Time | Preamp |
|---|---|---|---|---|---|
| 30 MHz - 2 GHz | 60 kHz | QPK | 120 kHz | 1 s | 20 dB |

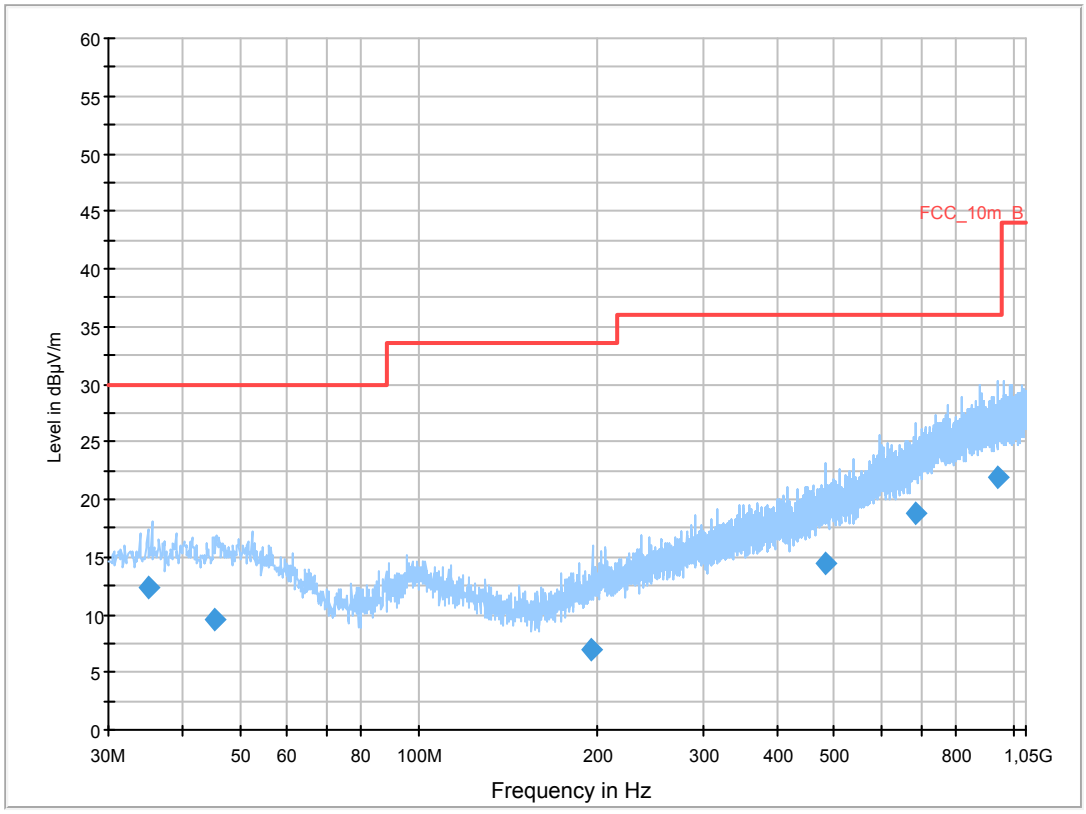


## Final Result 1

| Frequency (MHz) | QuasiPeak (dBµV/m) | Meas. Time (ms) | Bandwidth (kHz) | Height (cm) | Polarization | Azimuth (deg) | Corr. (dB) | Margin (dB) | Limit (dBµV/m) | Comment |
|---|---|---|---|---|---|---|---|---|---|---|
| 35.017950 | 12.3 | 1000.0 | 120.000 | 154.0 | V | 171.0 | 13.0 | 17.7 | 30.0 | |
| 45.232050 | 9.6 | 1000.0 | 120.000 | 170.0 | H | 280.0 | 13.3 | 20.4 | 30.0 | |
| 195.321300 | 6.9 | 1000.0 | 120.000 | 170.0 | H | 10.0 | 11.4 | 26.6 | 33.5 | |
| 482.151150 | 14.4 | 1000.0 | 120.000 | 111.0 | H | 171.0 | 18.3 | 21.6 | 36.0 | |
| 687.313050 | 18.8 | 1000.0 | 120.000 | 98.0 | V | 190.0 | 22.2 | 17.2 | 36.0 | |
| 942.930900 | 21.9 | 1000.0 | 120.000 | 170.0 | H | 10.0 | 25.3 | 14.1 | 36.0 | |

**Plot 7:** 1 GHz to 12.75 GHz, 5240 MHz, vertical & horizontal polarization

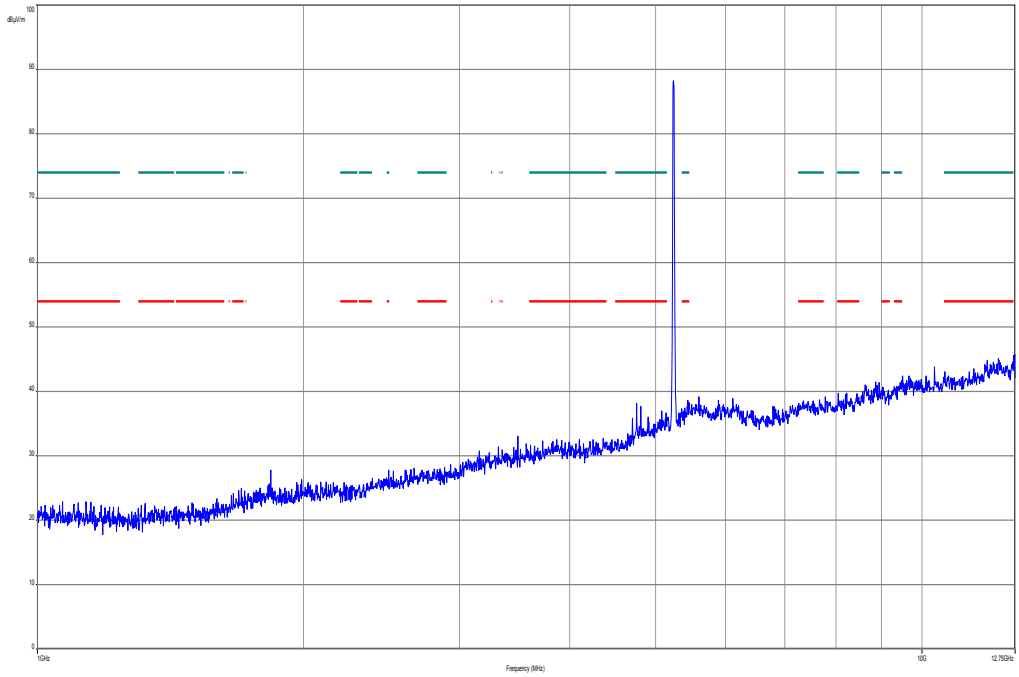

**Plot 8:** 12 GHz to 18 GHz, 5240 MHz, vertical & horizontal polarization

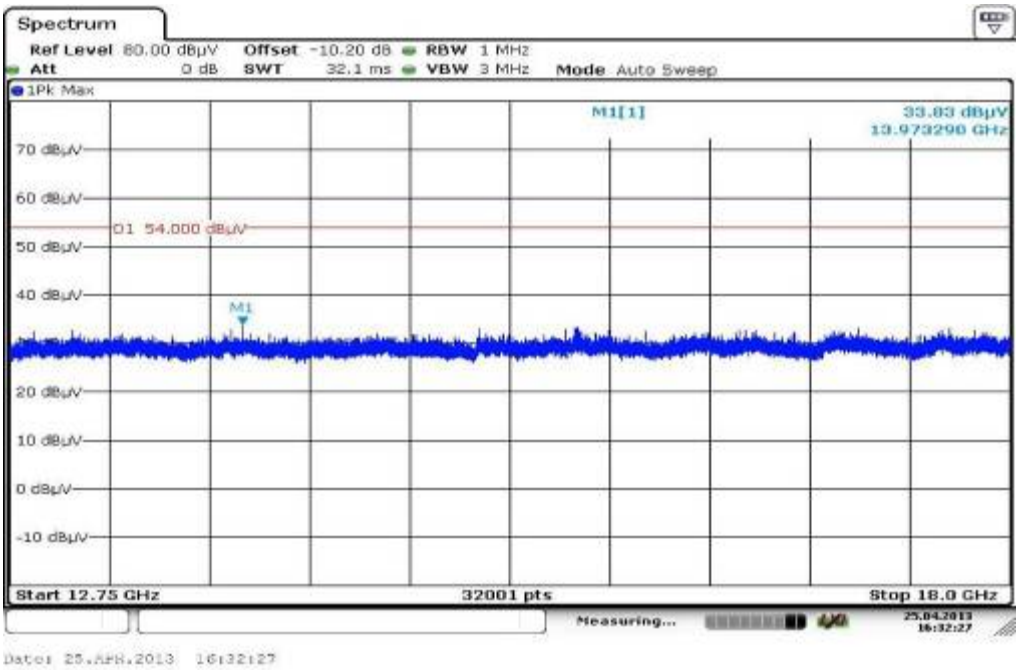

**Plot 9:** 18 GHz to 26 GHz, 5240 MHz, vertical & horizontal polarization

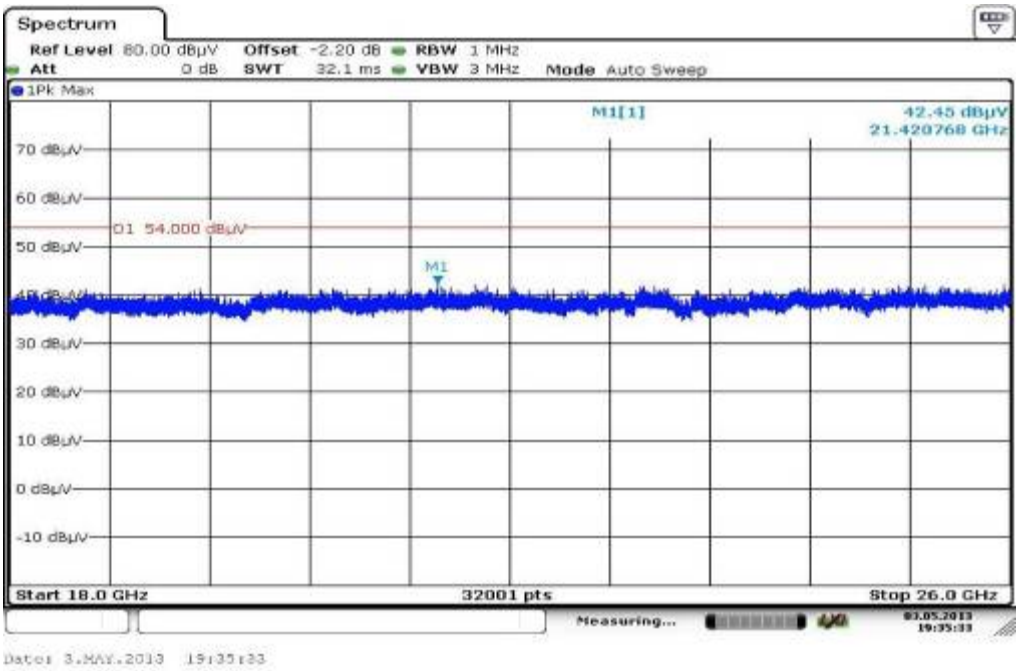


**Plot 10:** 26 GHz to 40 GHz, 5240 MHz, vertical & horizontal polarization

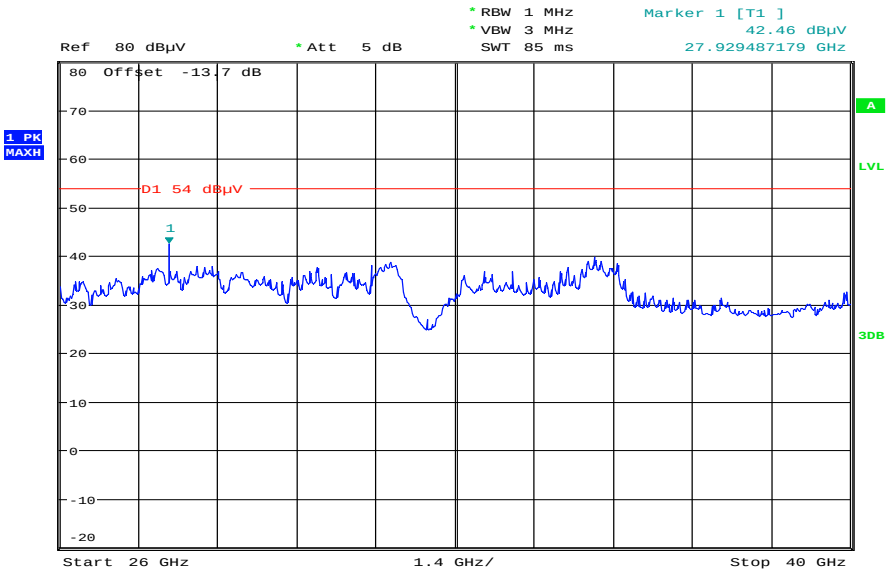


Date: 14.MAY.2013 10:15:08

**Plot 11:** 30 MHz to 1 GHz, 5260 MHz, vertical & horizontal polarization

## Common Information

| | |
|---|---|
| EUT: | WLANBV2-A + antenna M3002-66494 |
| Serial Number: | eval |
| Test Description: | FCC part 15 C class B @ 10 m |
| Operating Conditions: | wlan tx n-mode HT20 5260 MHz |
| Operator Name: | Wolsdorfer |
| Comment: | DC 5V |

## Scan Setup: STAN_Fin [EMI radiated]

| | |
|---|---|
| Hardware Setup: | Electric Field (NOS) |
| Receiver: | [ESCI 3] |
| Level Unit: | dBµV/m |

| Subrange | Step Size | Detectors | IF BW | Meas. Time | Preamp |
|---|---|---|---|---|---|
| 30 MHz - 2 GHz | 60 kHz | QPK | 120 kHz | 1 s | 20 dB |

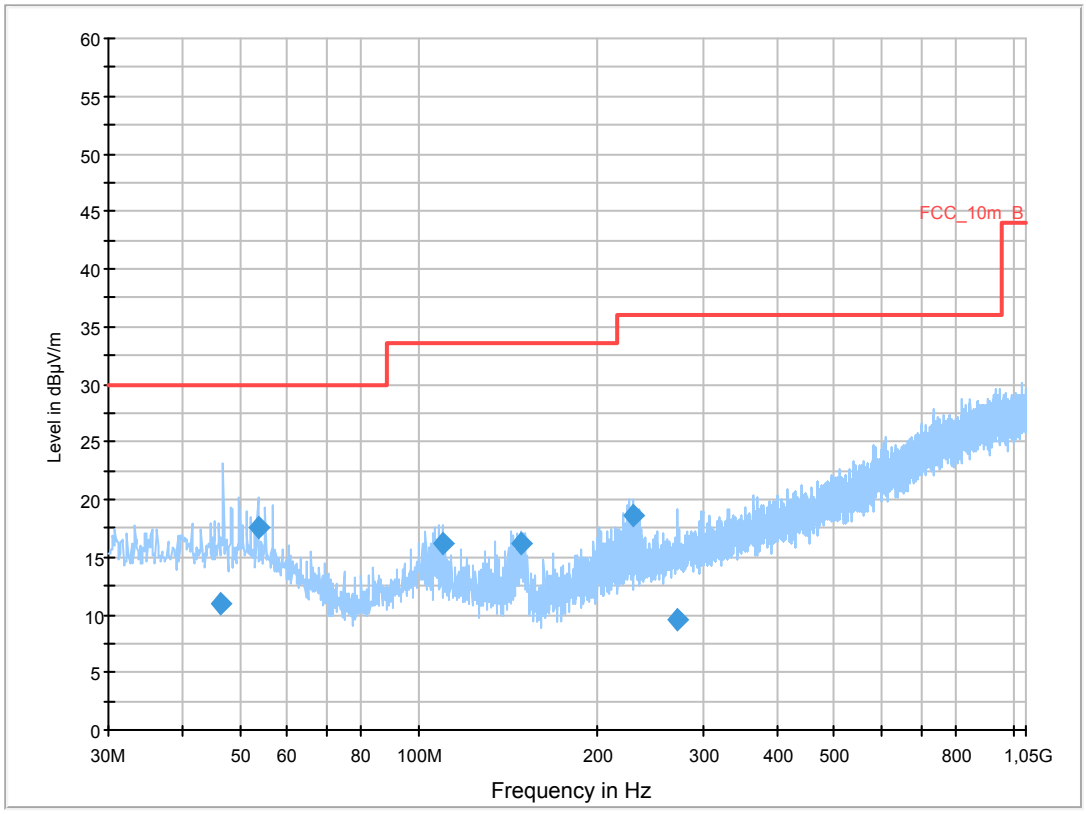


## Final Result 1

| Frequency (MHz) | QuasiPeak (dBµV/m) | Meas. Time (ms) | Bandwidth (kHz) | Height (cm) | Polarization | Azimuth (deg) | Corr. (dB) | Margin (dB) | Limit (dBµV/m) | Comment |
|---|---|---|---|---|---|---|---|---|---|---|
| 46.243650 | 11.0 | 1000.0 | 120.000 | 98.0 | V | 182.0 | 13.3 | 19.0 | 30.0 | |
| 53.606250 | 17.6 | 1000.0 | 120.000 | 112.0 | V | -10.0 | 13.0 | 12.4 | 30.0 | |
| 109.474950 | 16.2 | 1000.0 | 120.000 | 170.0 | V | -10.0 | 11.1 | 17.3 | 33.5 | |
| 147.995100 | 16.2 | 1000.0 | 120.000 | 98.0 | V | 280.0 | 8.9 | 17.3 | 33.5 | |
| 228.788100 | 18.6 | 1000.0 | 120.000 | 134.0 | V | 10.0 | 12.7 | 17.4 | 36.0 | |
| 271.394550 | 9.5 | 1000.0 | 120.000 | 170.0 | H | 280.0 | 13.8 | 26.5 | 36.0 | |

**Plot 12:** 1 GHz to 12.75 GHz, 5260 MHz, vertical & horizontal polarization

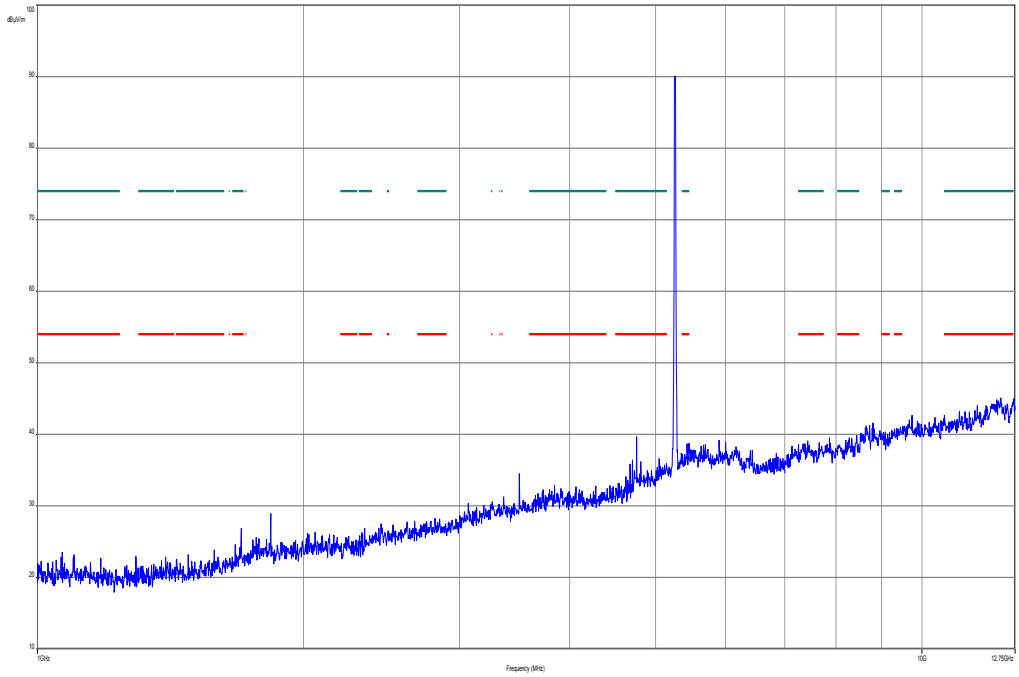

**Plot 13:** 12 GHz to 18 GHz, 5260 MHz, vertical & horizontal polarization

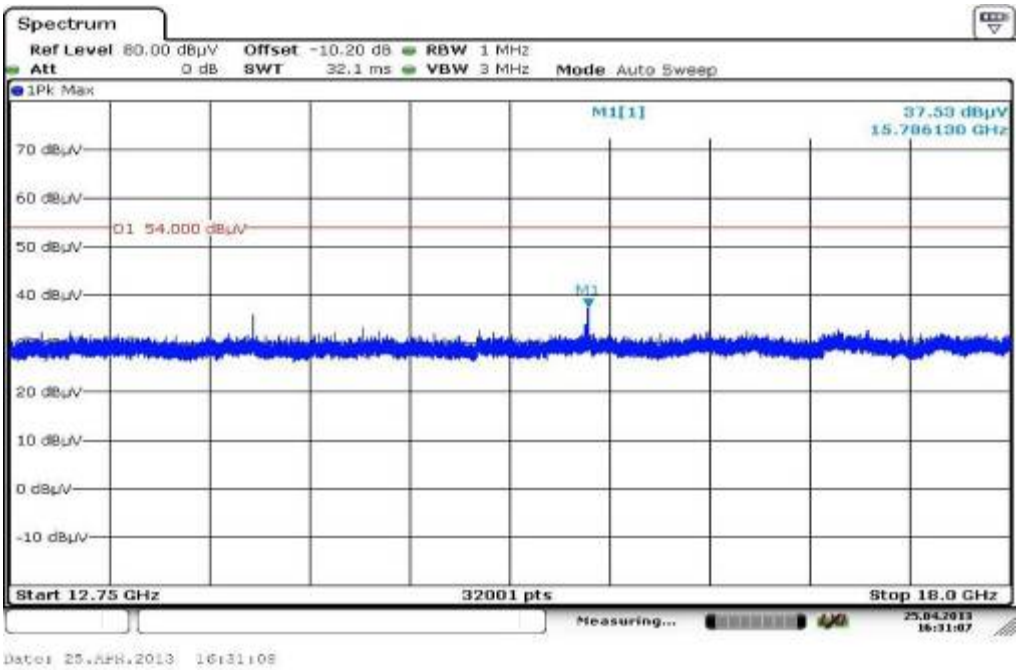

**Plot 14:** 18 GHz to 26 GHz, 5260 MHz, vertical & horizontal polarization

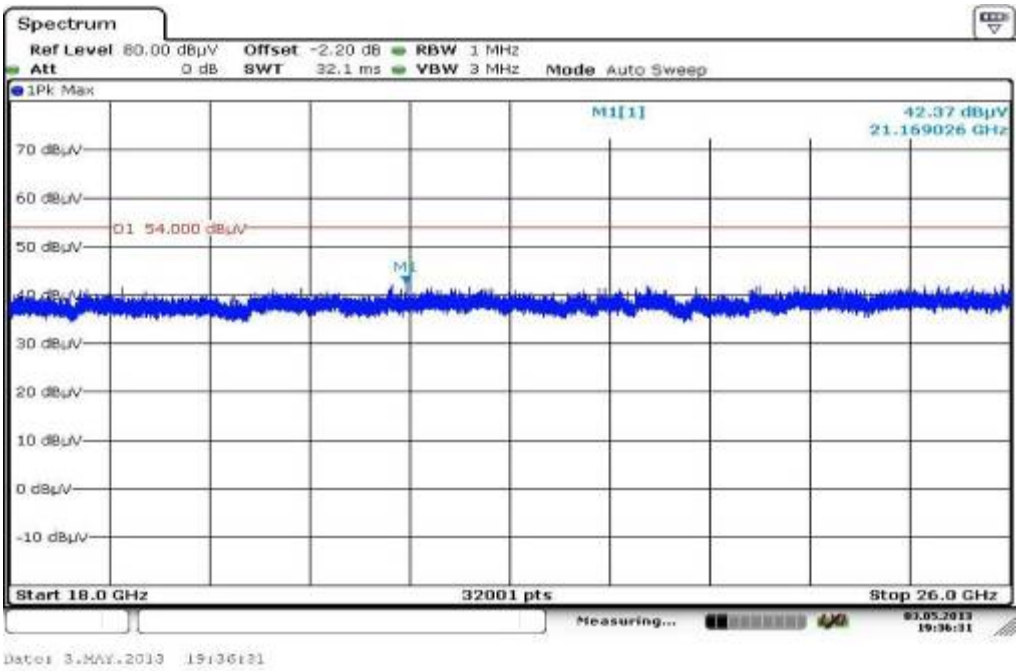


**Plot 15:** 26 GHz to 40 GHz, 5260 MHz, vertical & horizontal polarization

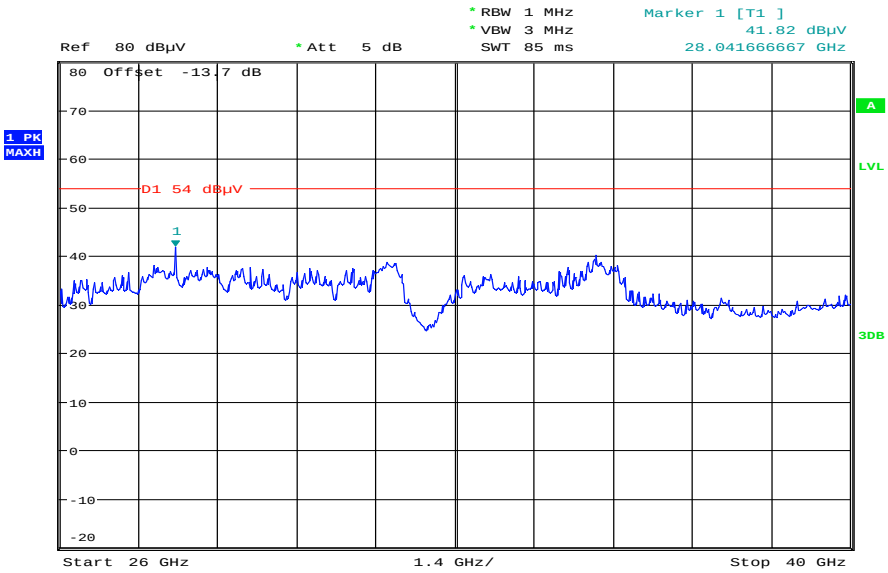


Date: 14.MAY.2013 10:16:27

**Plot 16:** 30 MHz to 1 GHz, 5320 MHz, vertical & horizontal polarization

## Common Information

| | |
|---|---|
| EUT: | WLANBV2-A + antenna M3002-66494 |
| Serial Number: | eval |
| Test Description: | FCC part 15 C class B @ 10 m |
| Operating Conditions: | wlan tx n-mode HT20 5320 MHz |
| Operator Name: | Wolsdorfer |
| Comment: | DC 5V |

## Scan Setup: STAN_Fin [EMI radiated]

| | |
|---|---|
| Hardware Setup: | Electric Field (NOS) |
| Receiver: | [ESCI 3] |
| Level Unit: | dBµV/m |

| Subrange | Step Size | Detectors | IF BW | Meas. Time | Preamp |
|---|---|---|---|---|---|
| 30 MHz - 2 GHz | 60 kHz | QPK | 120 kHz | 1 s | 20 dB |

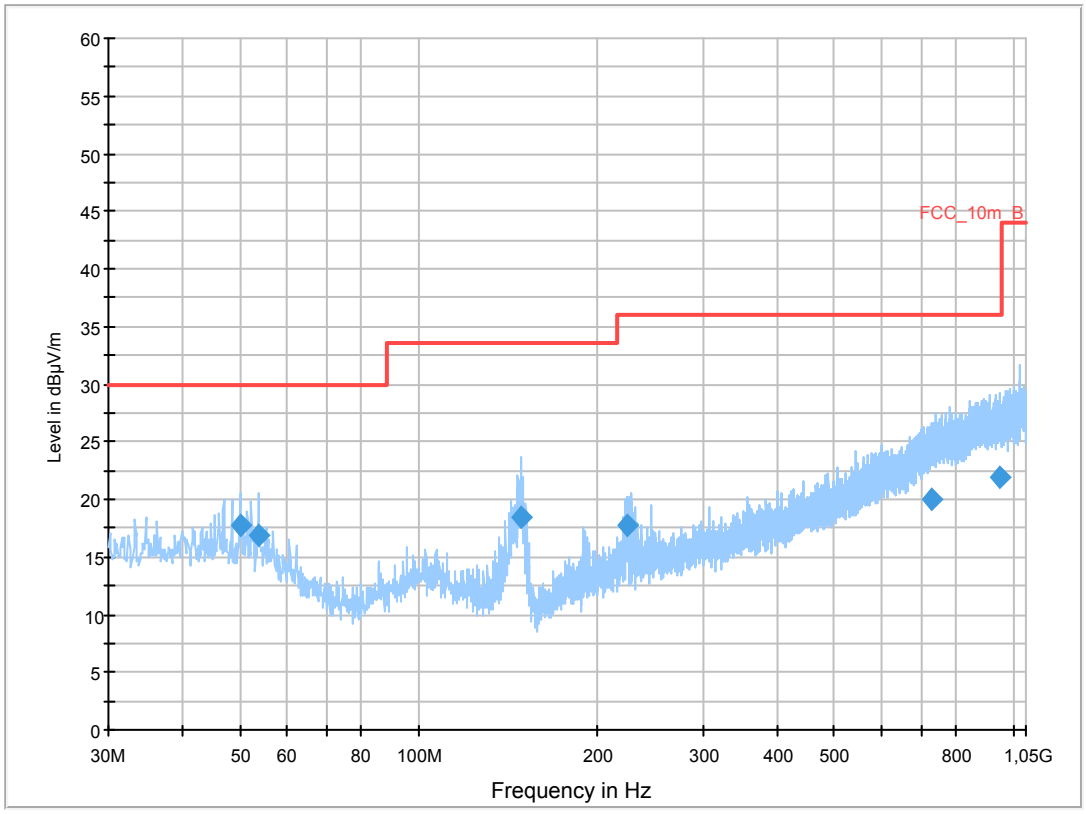


## Final Result 1

| Frequency (MHz) | QuasiPeak (dBµV/m) | Meas. Time (ms) | Bandwidth (kHz) | Height (cm) | Polarization | Azimuth (deg) | Corr. (dB) | Margin (dB) | Limit (dBµV/m) | Comment |
|---|---|---|---|---|---|---|---|---|---|---|
| 49.886100 | 17.8 | 1000.0 | 120.000 | 98.0 | V | -5.0 | 13.4 | 12.2 | 30.0 | |
| 53.666700 | 16.9 | 1000.0 | 120.000 | 170.0 | V | 100.0 | 13.0 | 13.1 | 30.0 | |
| 148.159650 | 18.5 | 1000.0 | 120.000 | 170.0 | V | 0.0 | 8.9 | 15.0 | 33.5 | |
| 224.514450 | 17.7 | 1000.0 | 120.000 | 170.0 | H | -10.0 | 12.5 | 18.3 | 36.0 | |
| 730.710900 | 19.9 | 1000.0 | 120.000 | 170.0 | H | 88.0 | 23.2 | 16.1 | 36.0 | |
| 947.430900 | 21.9 | 1000.0 | 120.000 | 120.0 | H | -5.0 | 25.3 | 14.1 | 36.0 | |

**Plot 17:** 1 GHz to 12.75 GHz, 5320 MHz, vertical & horizontal polarization

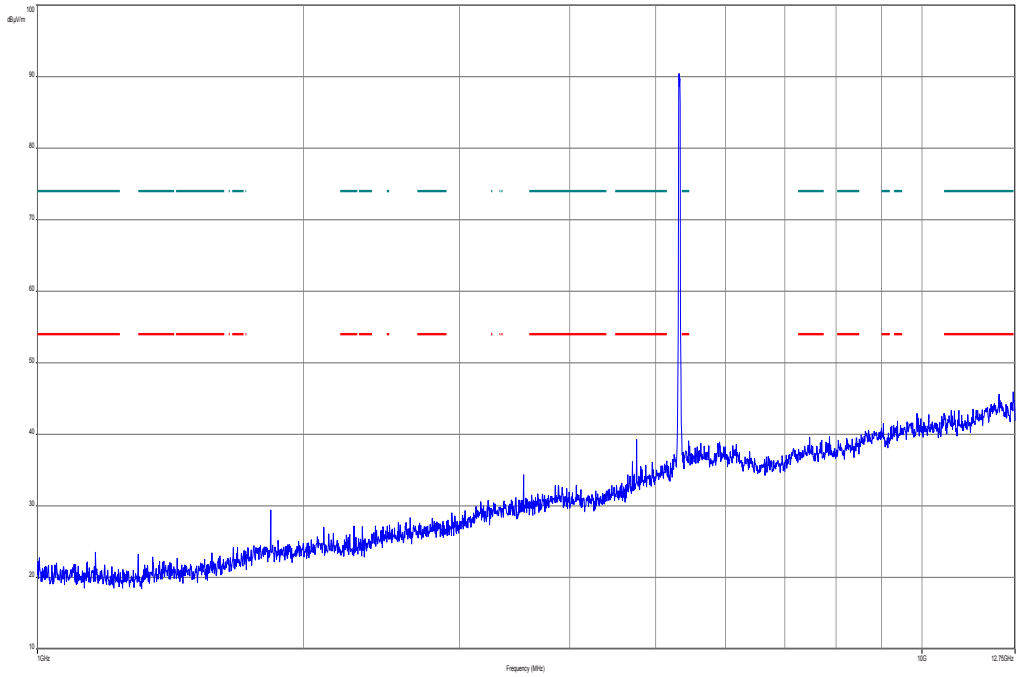

**Plot 18:** 12 GHz to 18 GHz, 5320 MHz, vertical & horizontal polarization

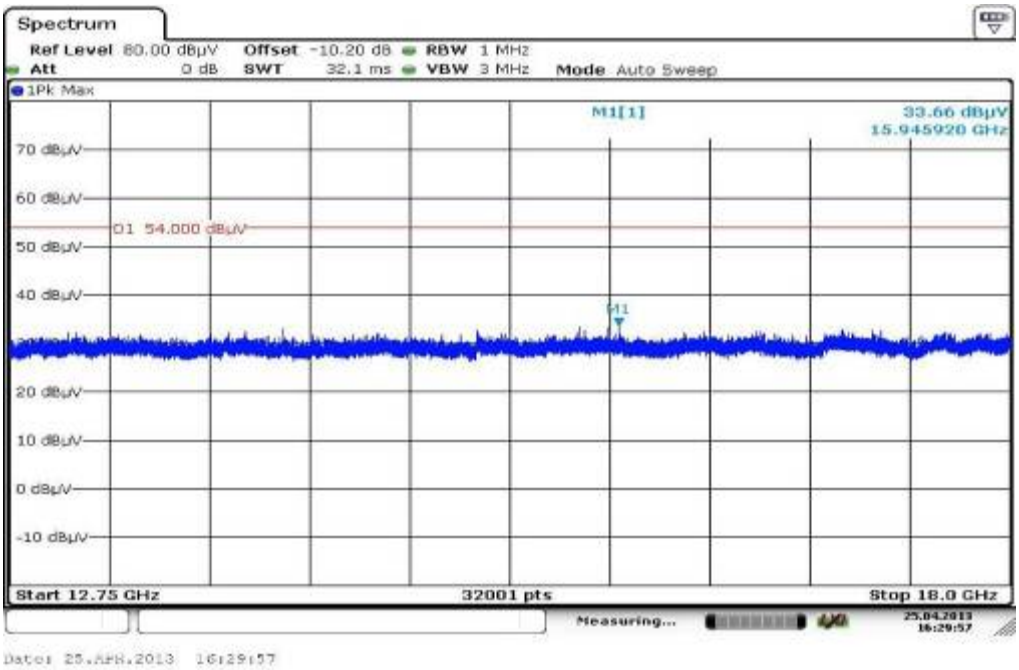

**Plot 19:** 18 GHz to 26 GHz, 5320 MHz, vertical & horizontal polarization

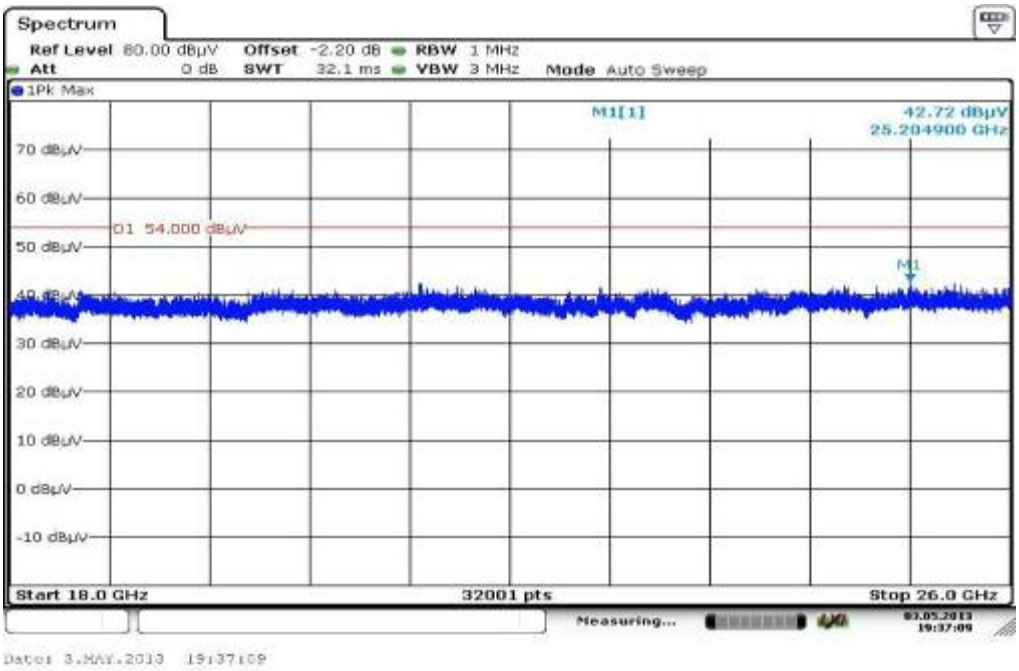


**Plot 20:** 26 GHz to 40 GHz, 5320 MHz, vertical & horizontal polarization

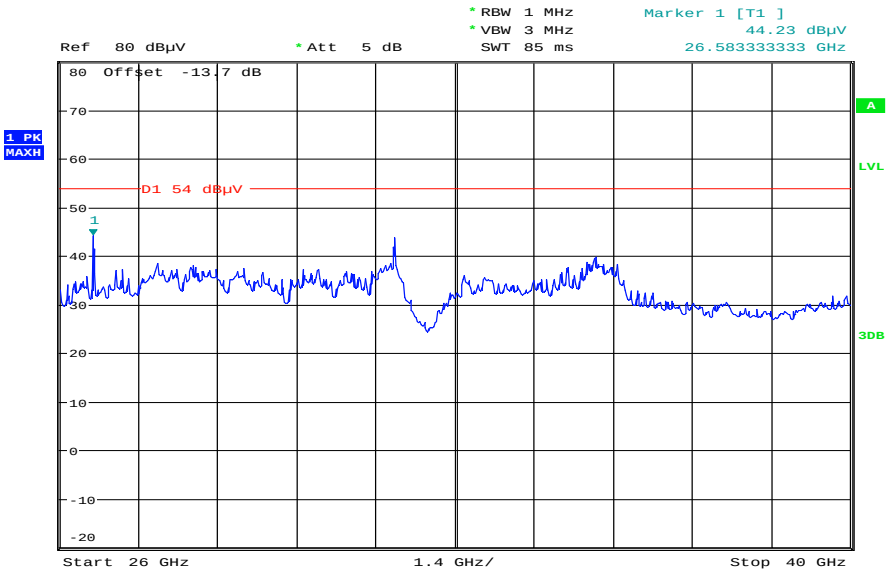


Date: 14.MAY.2013 10:17:48

**Plot 21:** 30 MHz to 1 GHz, 5500 MHz, vertical & horizontal polarization

## Common Information

| | |
|---|---|
| EUT: | WLANBV2-A + antenna M3002-66494 |
| Serial Number: | eval |
| Test Description: | FCC part 15 C class B @ 10 m |
| Operating Conditions: | wlan tx n-mode HT20 5500 MHz |
| Operator Name: | Wolsdorfer |
| Comment: | DC 5V |

## Scan Setup: STAN_Fin [EMI radiated]

| | |
|---|---|
| Hardware Setup: | Electric Field (NOS) |
| Receiver: | [ESCI 3] |
| Level Unit: | dBµV/m |

| Subrange | Step Size | Detectors | IF BW | Meas. Time | Preamp |
|---|---|---|---|---|---|
| 30 MHz - 2 GHz | 60 kHz | QPK | 120 kHz | 1 s | 20 dB |

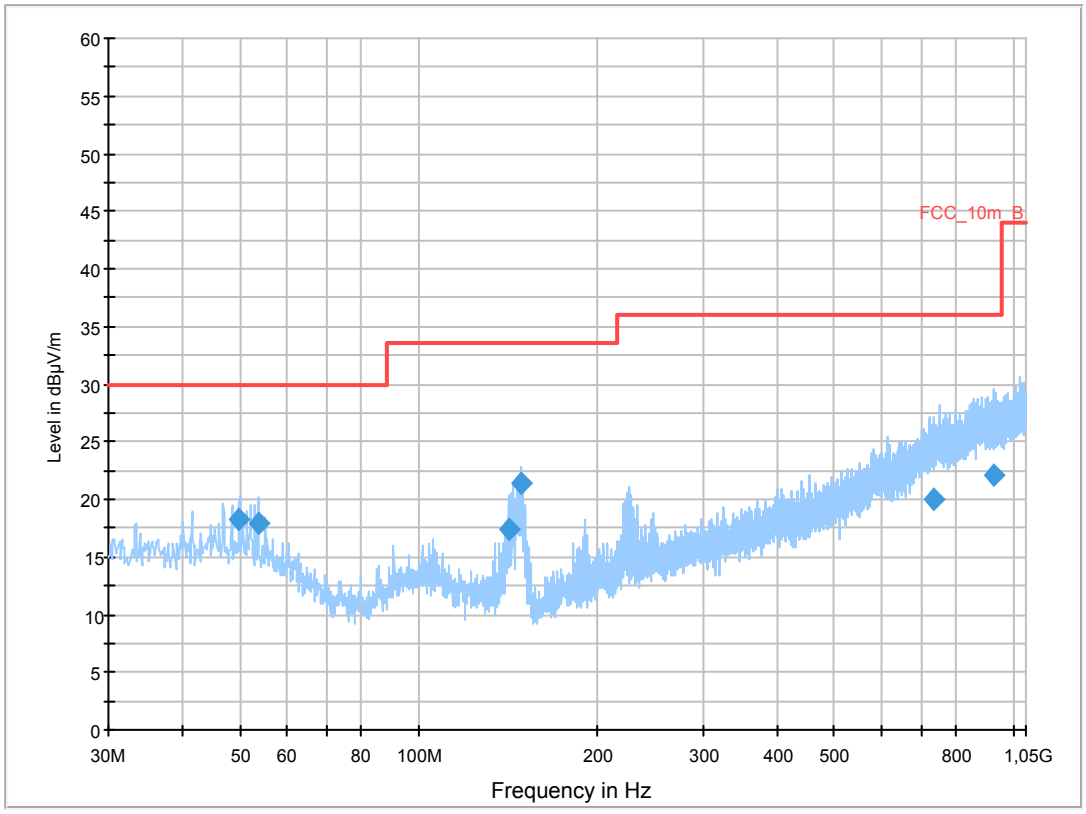


## Final Result 1

| Frequency (MHz) | QuasiPeak (dBµV/m) | Meas. Time (ms) | Bandwidth (kHz) | Height (cm) | Polarization | Azimuth (deg) | Corr. (dB) | Margin (dB) | Limit (dBµV/m) | Comment |
|---|---|---|---|---|---|---|---|---|---|---|
| 49.854300 | 18.2 | 1000.0 | 120.000 | 104.0 | V | 10.0 | 13.4 | 11.8 | 30.0 | |
| 53.629350 | 17.9 | 1000.0 | 120.000 | 111.0 | V | 175.0 | 13.0 | 12.1 | 30.0 | |
| 141.260700 | 17.4 | 1000.0 | 120.000 | 98.0 | V | -10.0 | 8.7 | 16.1 | 33.5 | |
| 148.045650 | 21.4 | 1000.0 | 120.000 | 112.0 | V | 85.0 | 8.9 | 12.1 | 33.5 | |
| 735.665250 | 20.1 | 1000.0 | 120.000 | 170.0 | H | 190.0 | 23.3 | 15.9 | 36.0 | |
| 927.411000 | 22.2 | 1000.0 | 120.000 | 170.0 | H | 280.0 | 25.3 | 13.8 | 36.0 | |

**Plot 22:** 1 GHz to 12.75 GHz, 5500 MHz, vertical & horizontal polarization

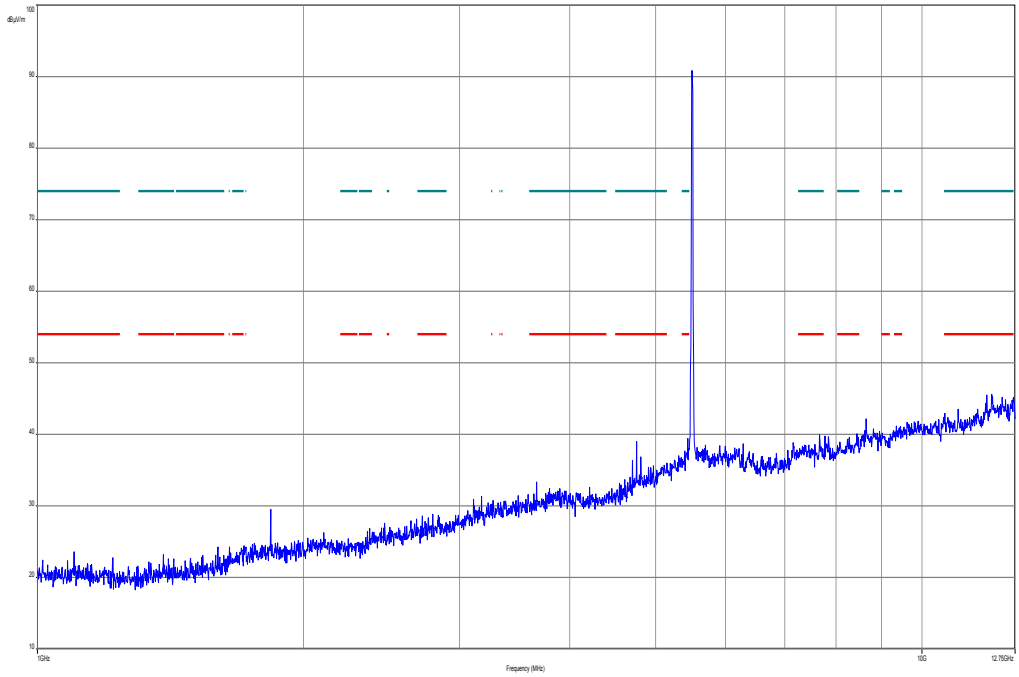

**Plot 23:** 12 GHz to 18 GHz, 5500 MHz, vertical & horizontal polarization

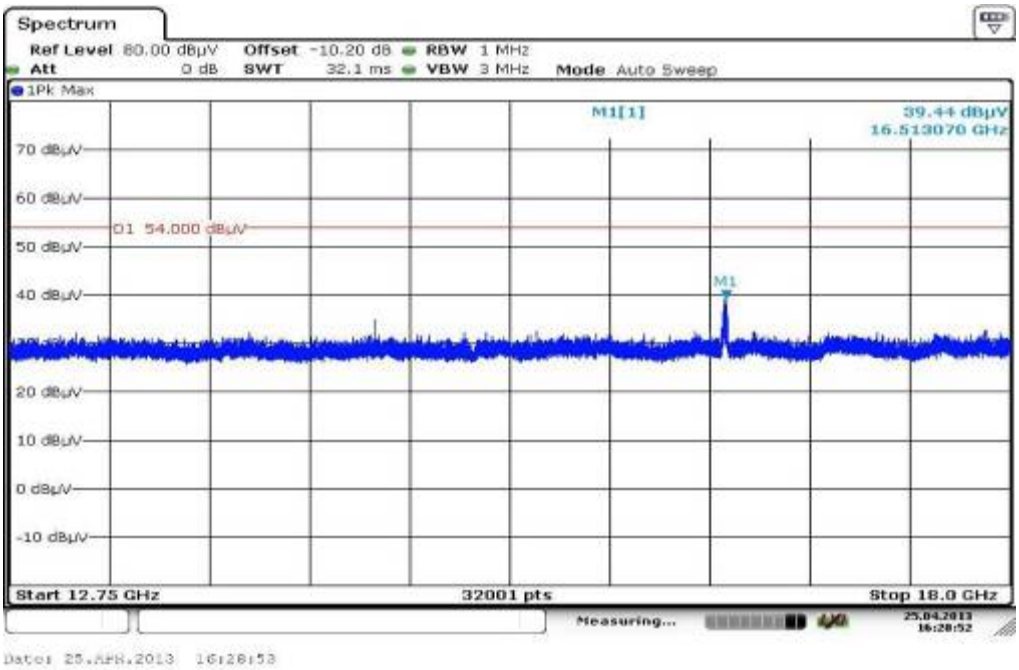

**Plot 24:** 18 GHz to 26 GHz, 5500 MHz, vertical & horizontal polarization

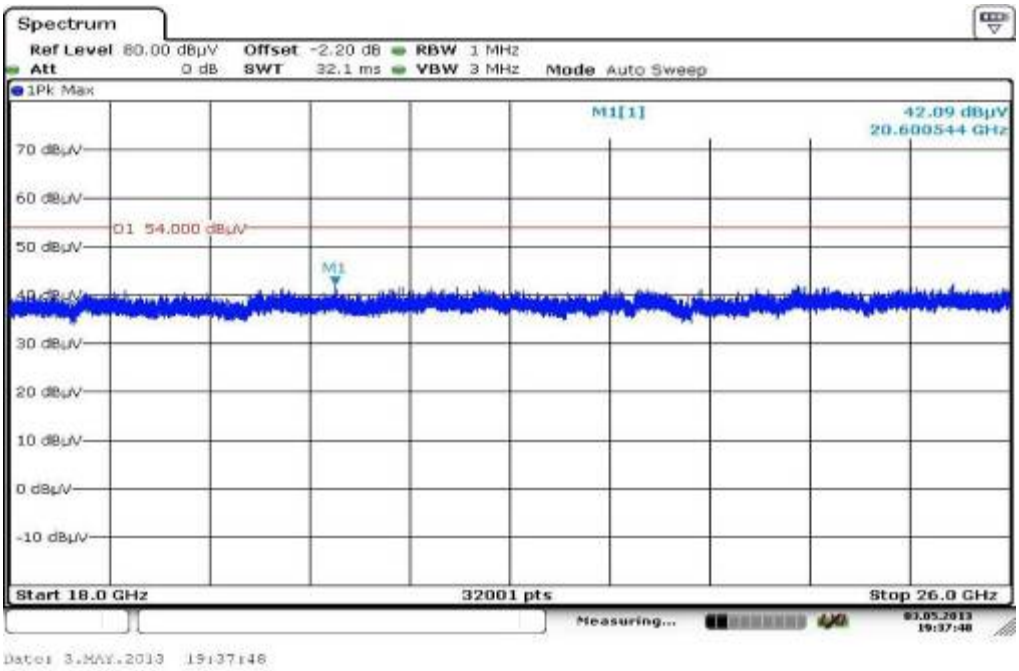


**Plot 25:** 26 GHz to 40 GHz, 5500 MHz, vertical & horizontal polarization

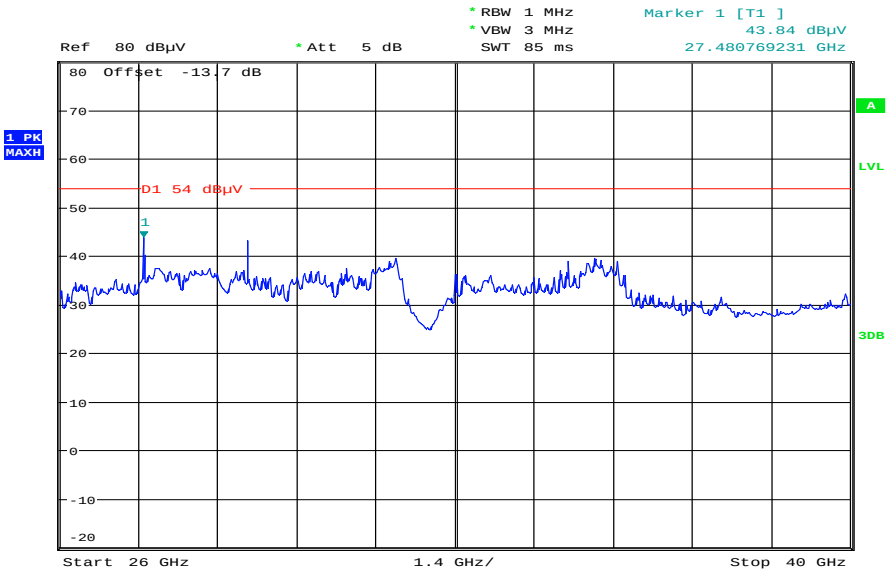


Date: 14.MAY.2013 10:18:58

**Plot 26:** 30 MHz to 1 GHz, 5600 MHz, vertical & horizontal polarization

## Common Information

| | |
|---|---|
| EUT: | WLANBV2-A + antenna M3002-66494 |
| Serial Number: | eval |
| Test Description: | FCC part 15 C class B @ 10 m |
| Operating Conditions: | wlan tx n-mode HT20 5600 MHz |
| Operator Name: | Wolsdorfer |
| Comment: | DC 5V |

## Scan Setup: STAN_Fin [EMI radiated]

| | |
|---|---|
| Hardware Setup: | Electric Field (NOS) |
| Receiver: | [ESCI 3] |
| Level Unit: | dBµV/m |

| Subrange | Step Size | Detectors | IF BW | Meas. Time | Preamp |
|---|---|---|---|---|---|
| 30 MHz - 2 GHz | 60 kHz | QPK | 120 kHz | 1 s | 20 dB |

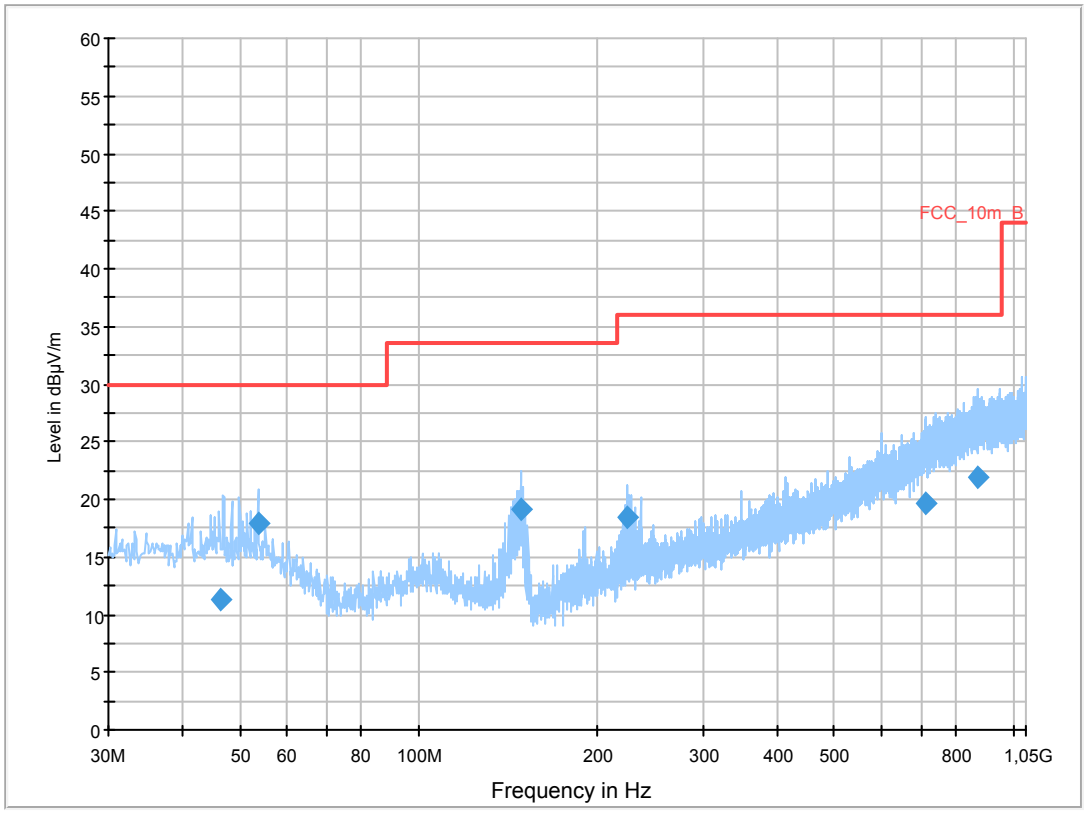


## Final Result 1

| Frequency (MHz) | QuasiPeak (dBµV/m) | Meas. Time (ms) | Bandwidth (kHz) | Height (cm) | Polarization | Azimuth (deg) | Corr. (dB) | Margin (dB) | Limit (dBµV/m) | Comment |
|---|---|---|---|---|---|---|---|---|---|---|
| 46.512450 | 11.4 | 1000.0 | 120.000 | 98.0 | V | 0.0 | 13.3 | 18.6 | 30.0 | |
| 53.616450 | 18.0 | 1000.0 | 120.000 | 111.0 | V | -1.0 | 13.0 | 12.0 | 30.0 | |
| 148.075200 | 19.1 | 1000.0 | 120.000 | 170.0 | V | 10.0 | 8.9 | 14.4 | 33.5 | |
| 224.306100 | 18.4 | 1000.0 | 120.000 | 121.0 | V | 100.0 | 12.5 | 17.6 | 36.0 | |
| 714.268200 | 19.6 | 1000.0 | 120.000 | 121.0 | V | -5.0 | 22.8 | 16.4 | 36.0 | |
| 873.534900 | 21.8 | 1000.0 | 120.000 | 98.0 | H | 0.0 | 24.9 | 14.2 | 36.0 | |

**Plot 27:** 1 GHz to 12.75 GHz, 5600 MHz, vertical & horizontal polarization

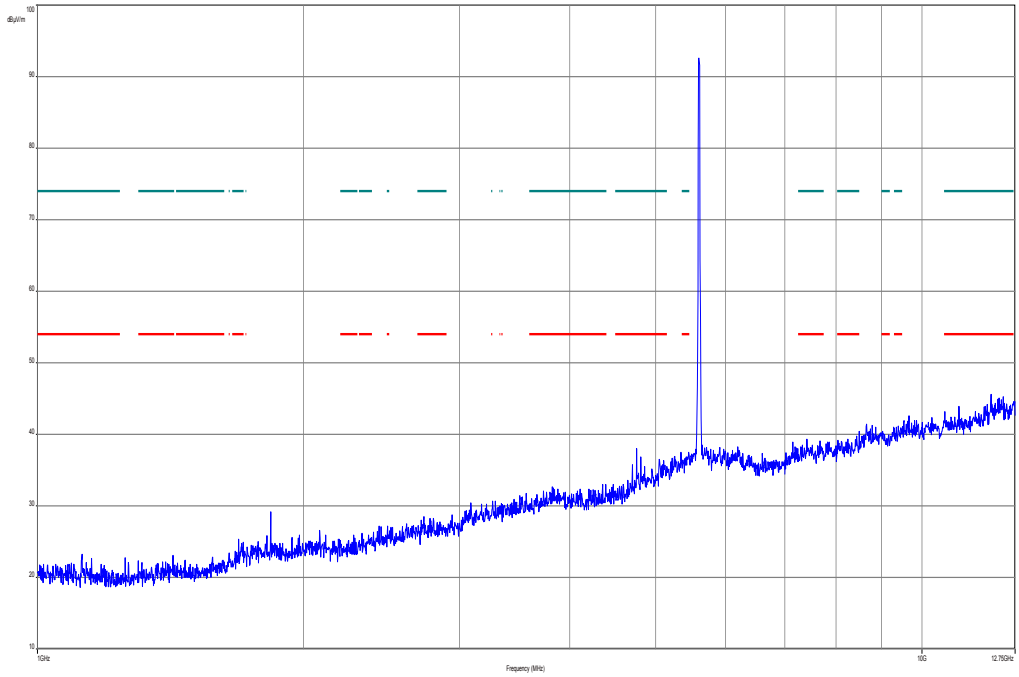

**Plot 28:** 12 GHz to 18 GHz, 5600 MHz, vertical & horizontal polarization

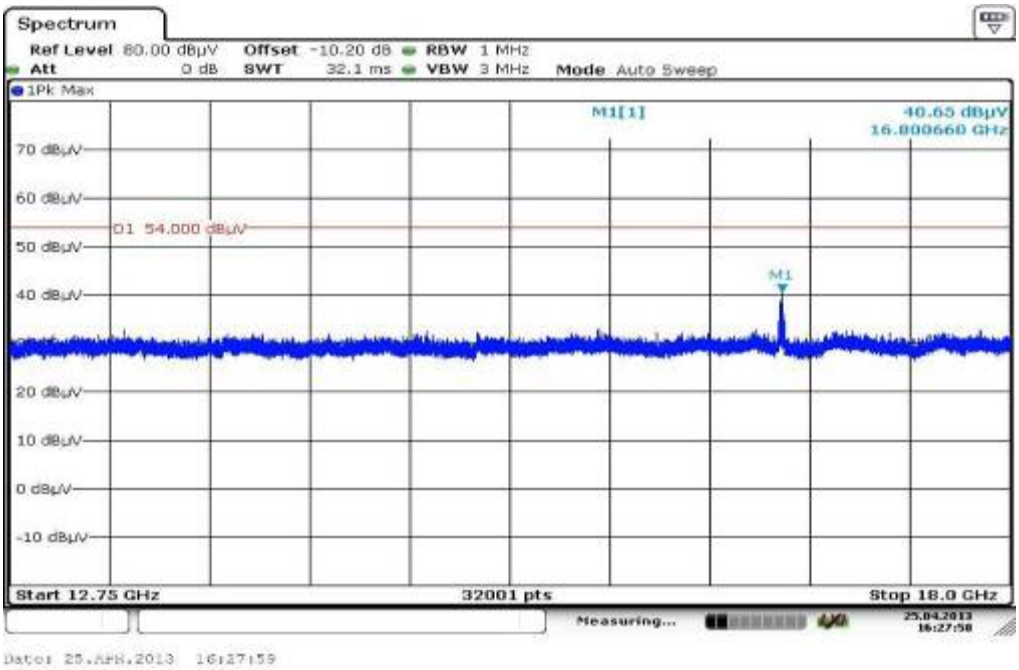

**Plot 29:** 18 GHz to 26 GHz, 5600 MHz, vertical & horizontal polarization

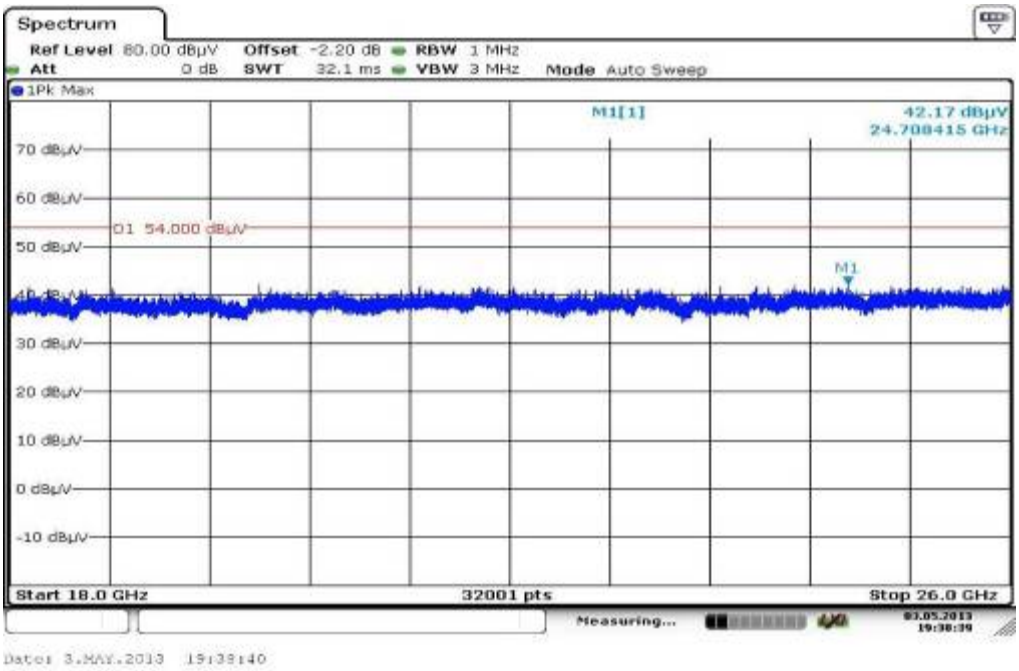


**Plot 30:** 26 GHz to 40 GHz, 5600 MHz, vertical & horizontal polarization

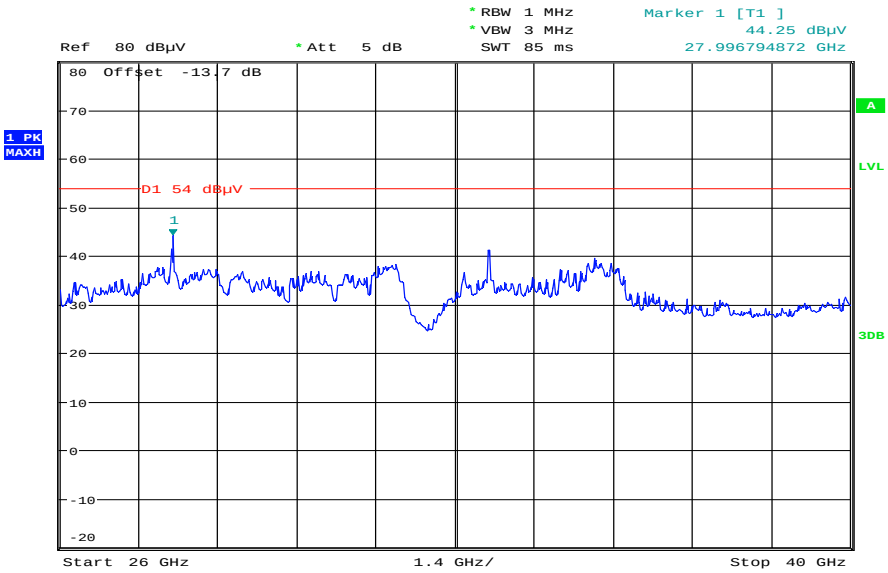


Date: 14.MAY.2013 10:20:08

**Plot 31:** 30 MHz to 1 GHz, 5700 MHz, vertical & horizontal polarization

**Common Information**

| | |
|---|---|
| EUT: | WLANBV2-A + antenna M3002-66494 |
| Serial Number: | eval |
| Test Description: | FCC part 15 C class B @ 10 m |
| Operating Conditions: | wlan tx n-mode HT20 5700 MHz |
| Operator Name: | Wolsdorfer |
| Comment: | DC 5V |

## Scan Setup: STAN_Fin [EMI radiated]

| | |
|---|---|
| Hardware Setup: | Electric Field (NOS) |
| Receiver: | [ESCI 3] |
| Level Unit: | dBµV/m |

| Subrange | Step Size | Detectors | IF BW | Meas. Time | Preamp |
|---|---|---|---|---|---|
| 30 MHz - 2 GHz | 60 kHz | QPK | 120 kHz | 1 s | 20 dB |

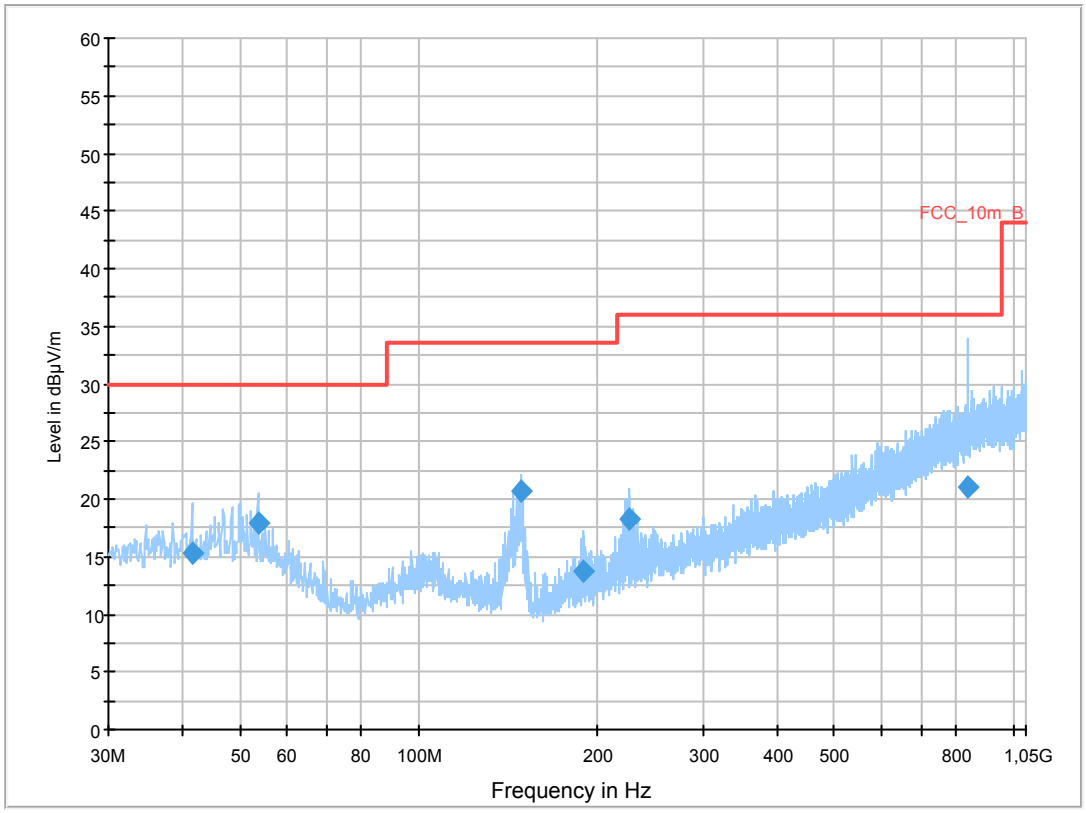


# Final Result 1

| Frequency (MHz) | QuasiPeak (dBµV/m) | Meas. Time (ms) | Bandwidth (kHz) | Height (cm) | Polarization | Azimuth (deg) | Corr. (dB) | Margin (dB) | Limit (dBµV/m) | Comment |
|---|---|---|---|---|---|---|---|---|---|---|
| 41.538750 | 15.4 | 1000.0 | 120.000 | 98.0 | V | 100.0 | 13.4 | 14.6 | 30.0 | |
| 53.607000 | 17.9 | 1000.0 | 120.000 | 120.0 | V | 92.0 | 13.0 | 12.1 | 30.0 | |
| 148.041750 | 20.8 | 1000.0 | 120.000 | 111.0 | V | 180.0 | 8.9 | 12.7 | 33.5 | |
| 188.784150 | 13.8 | 1000.0 | 120.000 | 170.0 | V | 272.0 | 11.0 | 19.7 | 33.5 | |
| 225.074850 | 18.3 | 1000.0 | 120.000 | 98.0 | V | 261.0 | 12.6 | 17.7 | 36.0 | |
| 836.746500 | 21.0 | 1000.0 | 120.000 | 132.0 | V | 280.0 | 24.4 | 15.0 | 36.0 | |

**Plot 32:** 1 GHz to 12.75 GHz, 5700 MHz, vertical & horizontal polarization

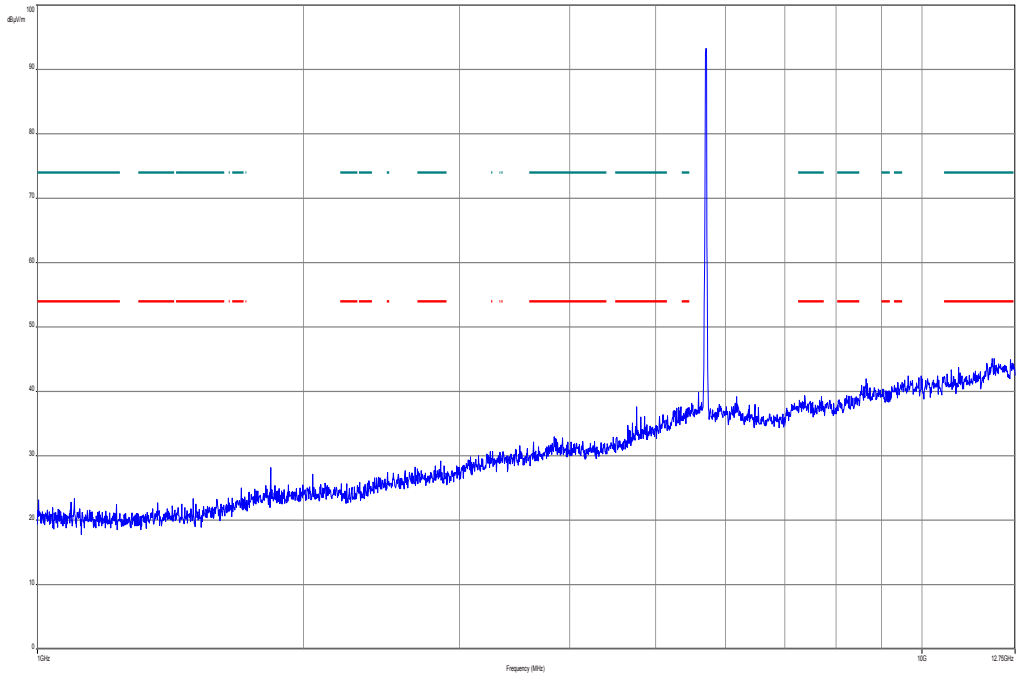

**Plot 33:** 12 GHz to 18 GHz, 5700 MHz, vertical & horizontal polarization

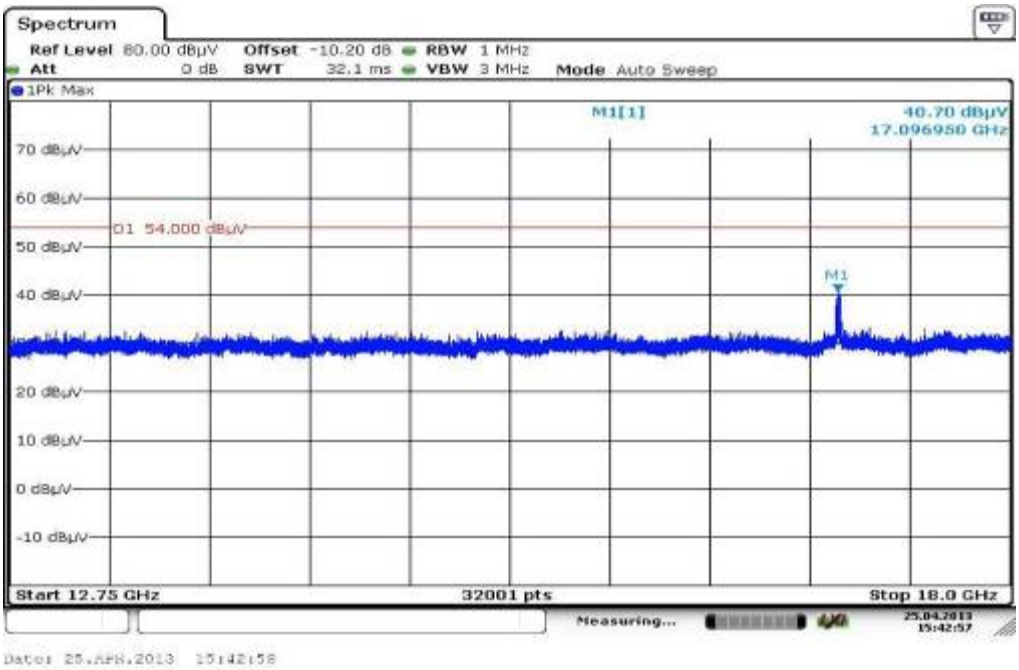

**Plot 34:** 18 GHz to 26 GHz, 5700 MHz, vertical & horizontal polarization

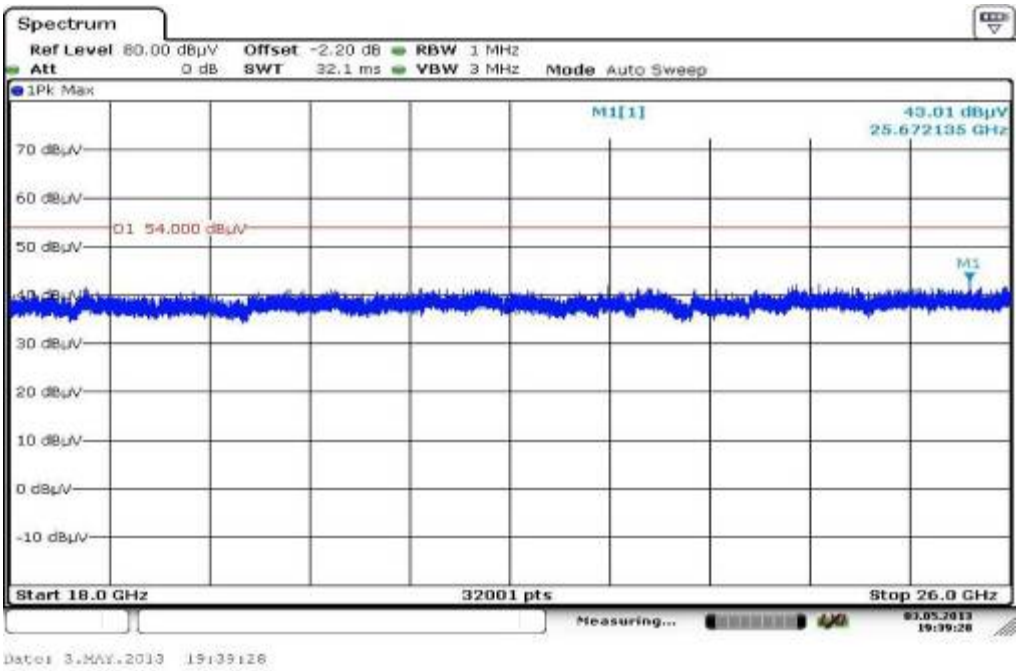


**Plot 35:** 26 GHz to 40 GHz, 5700 MHz, vertical & horizontal polarization

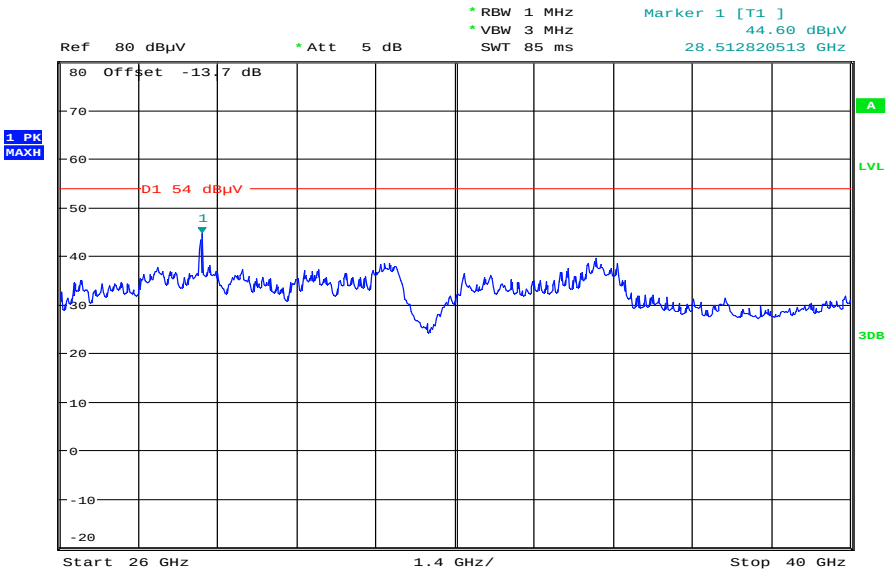


Date: 14.MAY.2013 10:21:02

**Plots:** OFDM / n – mode HT40

**Plot 1:** 30 MHz to 1 GHz, 5190 MHz, vertical & horizontal polarization

## Common Information

| | |
|---|---|
| EUT: | WLANBV2-A + antenna M3002-66494 |
| Serial Number: | eval 2 |
| Test Description: | FCC part 15 C class B @ 10 m |
| Operating Conditions: | wlan n-mode HT 40 tx @5190MHz |
| Operator Name: | Wolsdorfer |
| Comment: | DC 5V |

## Scan Setup: STAN_Fin [EMI radiated]

| | |
|---|---|
| Hardware Setup: | Electric Field (NOS) |
| Receiver: | [ESCI 3] |
| Level Unit: | dBµV/m |

| Subrange | Step Size | Detectors | IF BW | Meas. Time | Preamp |
|---|---|---|---|---|---|
| 30 MHz - 2 GHz | 60 kHz | QPK | 120 kHz | 1 s | 20 dB |

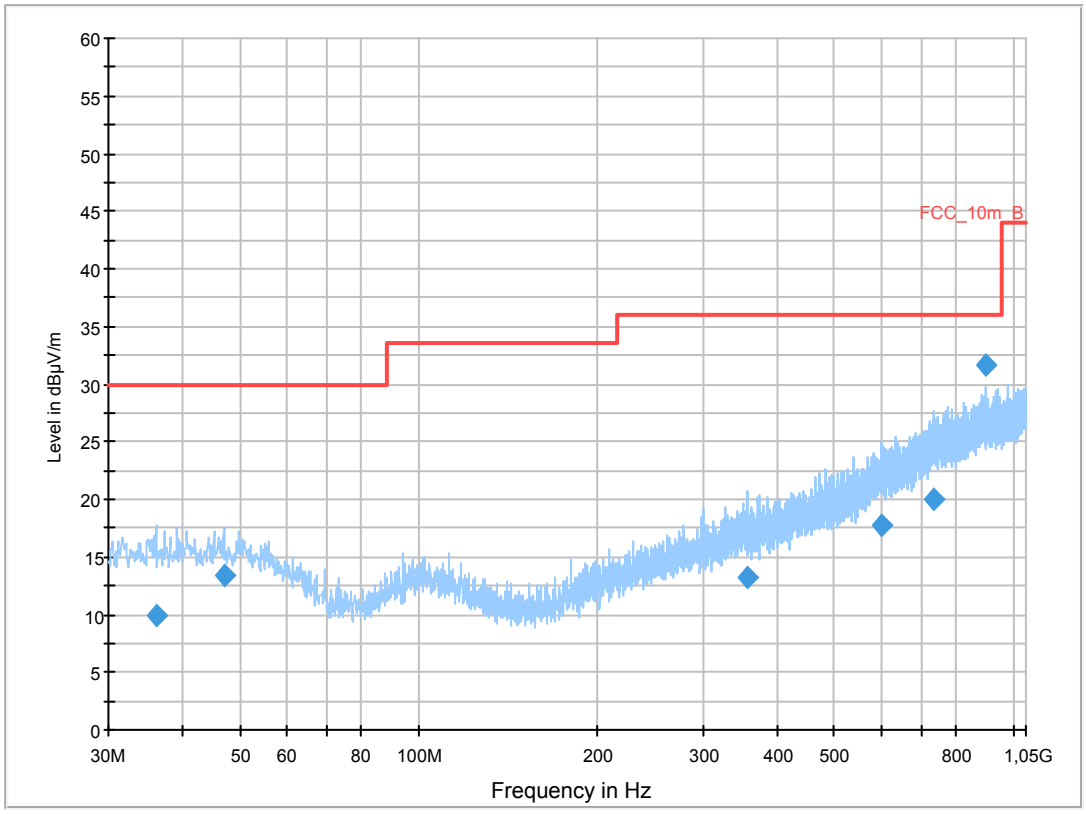


# Final Result 1

| Frequency (MHz) | QuasiPeak (dBµV/m) | Meas. Time (ms) | Bandwidth (kHz) | Height (cm) | Polarization | Azimuth (deg) | Corr. (dB) | Margin (dB) | Limit (dBµV/m) | Comment |
|---|---|---|---|---|---|---|---|---|---|---|
| 36.263250 | 9.8 | 1000.0 | 120.000 | 132.0 | V | 175.0 | 13.1 | 20.2 | 30.0 | |
| 46.977000 | 13.4 | 1000.0 | 120.000 | 104.0 | V | 10.0 | 13.3 | 16.6 | 30.0 | |
| 357.922650 | 13.3 | 1000.0 | 120.000 | 170.0 | V | 273.0 | 16.2 | 22.7 | 36.0 | |
| 599.929050 | 17.8 | 1000.0 | 120.000 | 105.0 | V | 100.0 | 20.8 | 18.2 | 36.0 | |
| 735.087300 | 20.1 | 1000.0 | 120.000 | 170.0 | V | 81.0 | 23.3 | 15.9 | 36.0 | |
| 897.426000 | 31.7 | 1000.0 | 120.000 | 170.0 | V | 90.0 | 25.2 | 4.3 | 36.0 | |

**Plot 2:** 1 GHz to 12.75 GHz, 5190 MHz, vertical & horizontal polarization

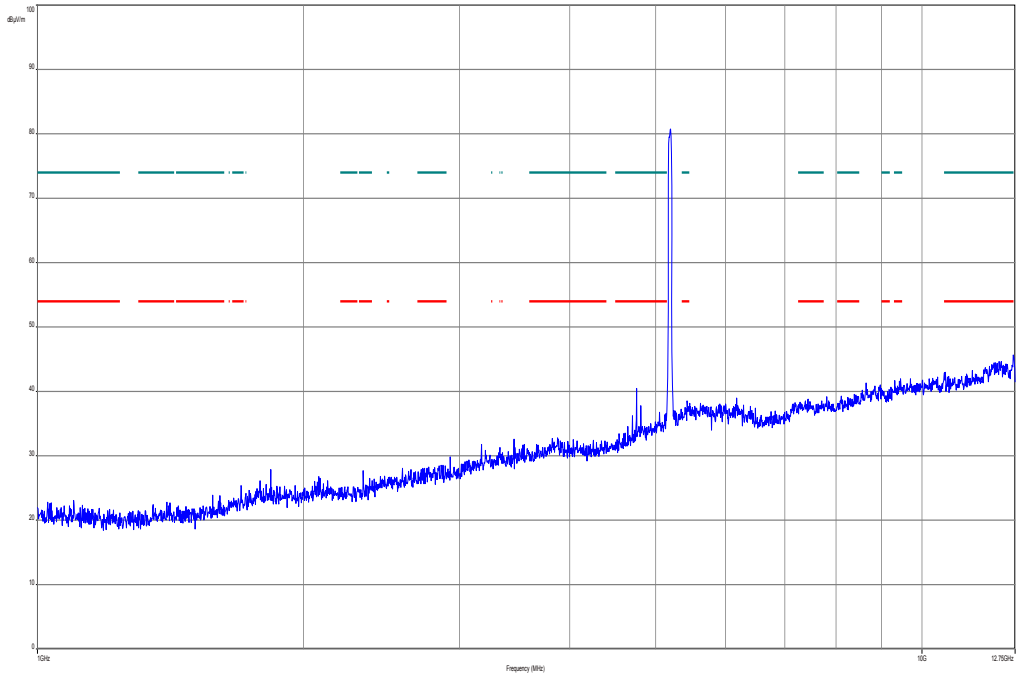

**Plot 3:** 12 GHz to 18 GHz, 5190 MHz, vertical & horizontal polarization

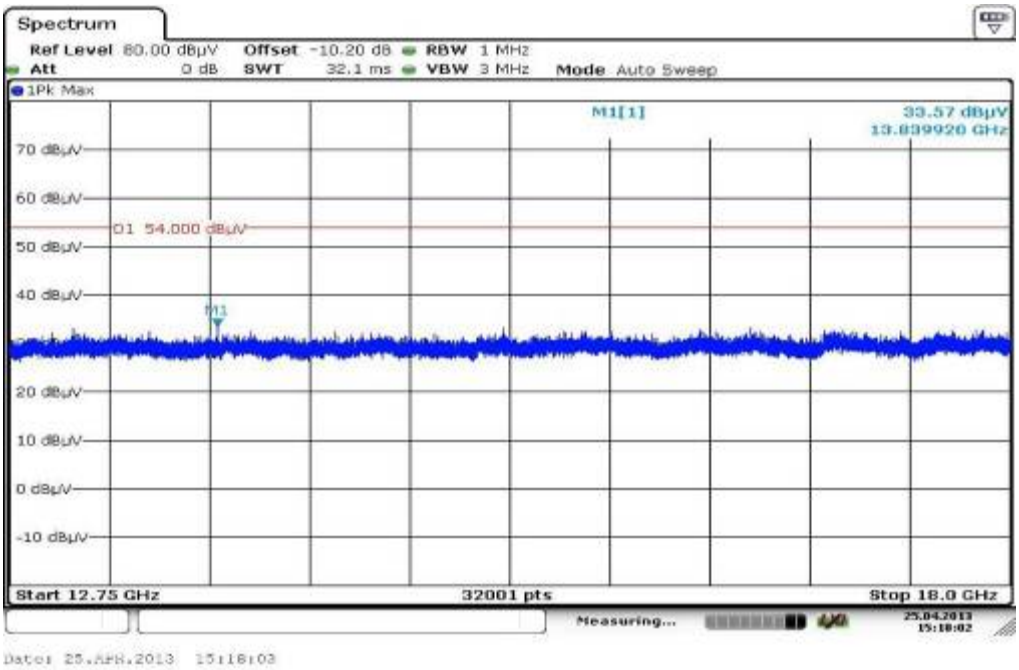

**Plot 4:** 18 GHz to 26 GHz, 5190 MHz, vertical & horizontal polarization

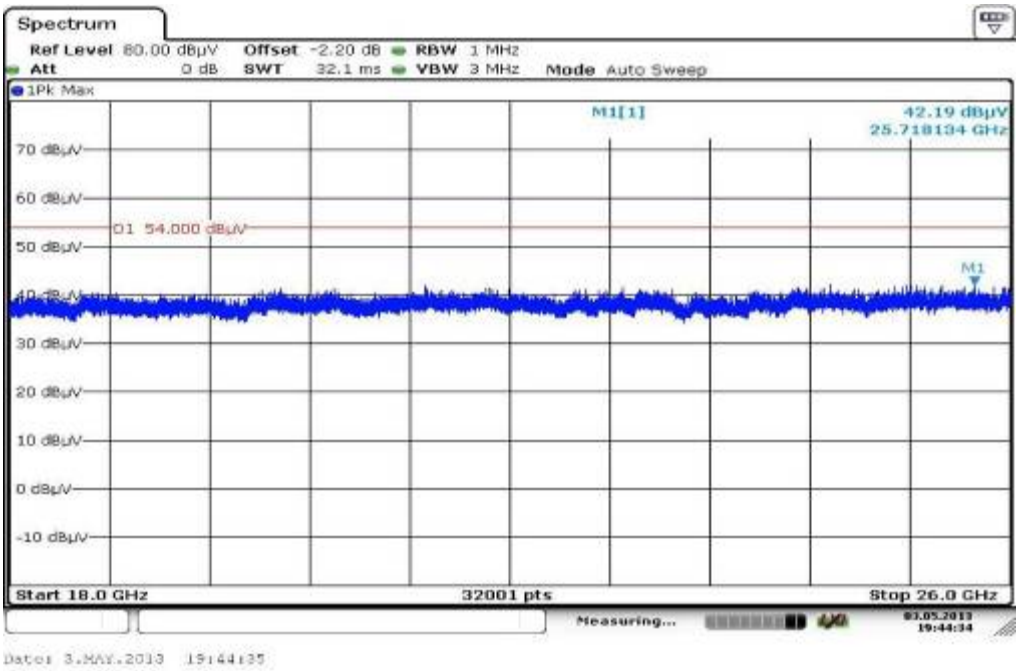


**Plot 5:** 26 GHz to 40 GHz, 5190 MHz, vertical & horizontal polarization

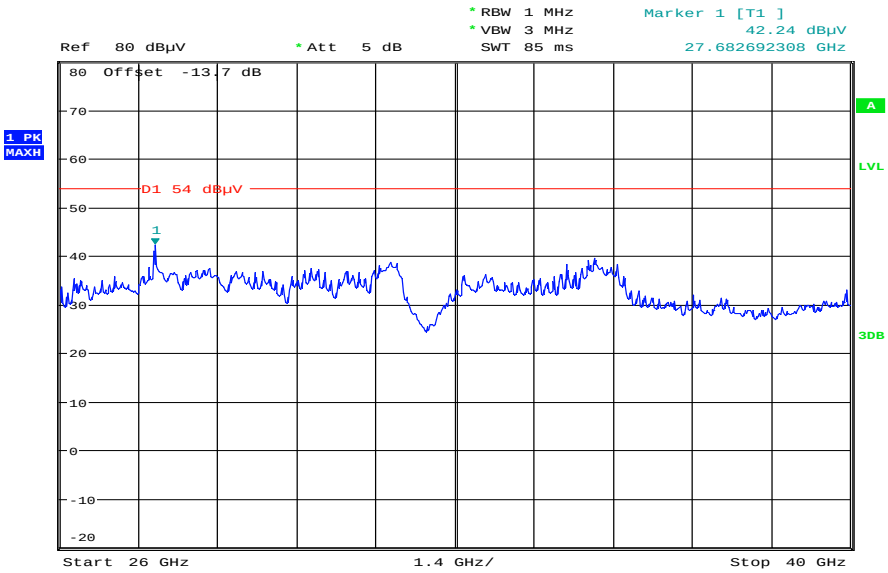


Date: 14.MAY.2013 10:26:24

**Plot 6:** 30 MHz to 1 GHz, 5230 MHz, vertical & horizontal polarization

## Common Information

| | |
|---|---|
| EUT: | WLANBV2-A + antenna M3002-66494 |
| Serial Number: | eval 2 |
| Test Description: | FCC part 15 C class B @ 10 m |
| Operating Conditions: | wlan n-mode HT 40 tx @5230MHz |
| Operator Name: | Wolsdorfer |
| Comment: | DC 5V |

## Scan Setup: STAN_Fin [EMI radiated]

| | |
|---|---|
| Hardware Setup: | Electric Field (NOS) |
| Receiver: | [ESCI 3] |
| Level Unit: | dBµV/m |

| Subrange | Step Size | Detectors | IF BW | Meas. Time | Preamp |
|---|---|---|---|---|---|
| 30 MHz - 2 GHz | 60 kHz | QPK | 120 kHz | 1 s | 20 dB |

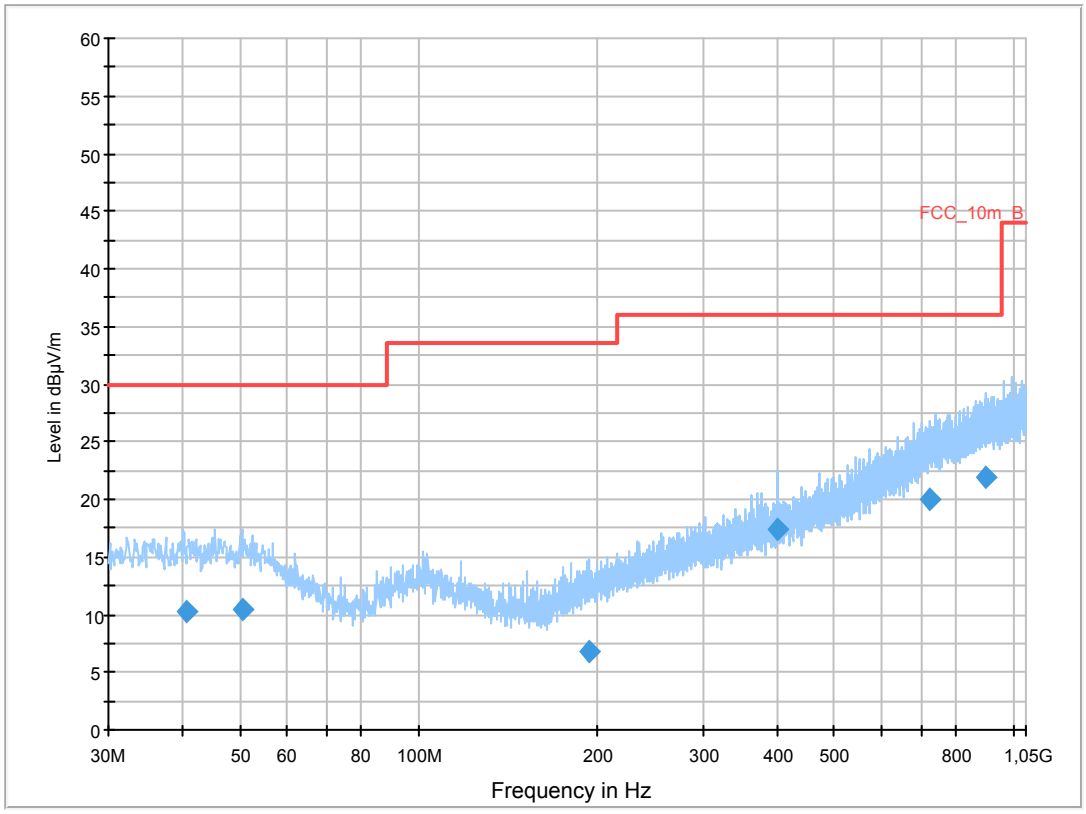


## Final Result 1

| Frequency (MHz) | QuasiPeak (dBµV/m) | Meas. Time (ms) | Bandwidth (kHz) | Height (cm) | Polarization | Azimuth (deg) | Corr. (dB) | Margin (dB) | Limit (dBµV/m) | Comment |
|---|---|---|---|---|---|---|---|---|---|---|
| 40.655550 | 10.2 | 1000.0 | 120.000 | 170.0 | V | -5.0 | 13.4 | 19.8 | 30.0 | |
| 50.530800 | 10.4 | 1000.0 | 120.000 | 123.0 | V | 182.0 | 13.3 | 19.6 | 30.0 | |
| 192.966600 | 6.8 | 1000.0 | 120.000 | 170.0 | V | 270.0 | 11.3 | 26.7 | 33.5 | |
| 400.002150 | 17.3 | 1000.0 | 120.000 | 120.0 | V | 280.0 | 16.9 | 18.7 | 36.0 | |
| 720.790050 | 20.0 | 1000.0 | 120.000 | 170.0 | H | -10.0 | 23.0 | 16.0 | 36.0 | |
| 897.484350 | 21.8 | 1000.0 | 120.000 | 144.0 | V | -5.0 | 25.2 | 14.2 | 36.0 | |