Plot 26: 30 MHz to 1 GHz, 5600 MHz, vertical & horizontal polarization

Common Information

EUT:	WLANBV2-A + antenna 453564175981
Serial Number:	eval
Test Description:	FCC part 15 C class B @ 10 m
Operating Conditions:	wlan n-mode HT20 ch120
Operator Name:	Wolsdorfer
Comment:	DC 5V

Scan Setup: STAN_Fin [EMI radiated]

Hardware Setup:	Electric Field (NOS)
Receiver:	[ESCI 3]
Level Unit:	dBµV/m

Subrange	Step Size	Detectors	IF BW	Meas. Time	Preamp
30 MHz - 2 GHz	60 kHz	QPK	120 kHz	1 s	20 dB

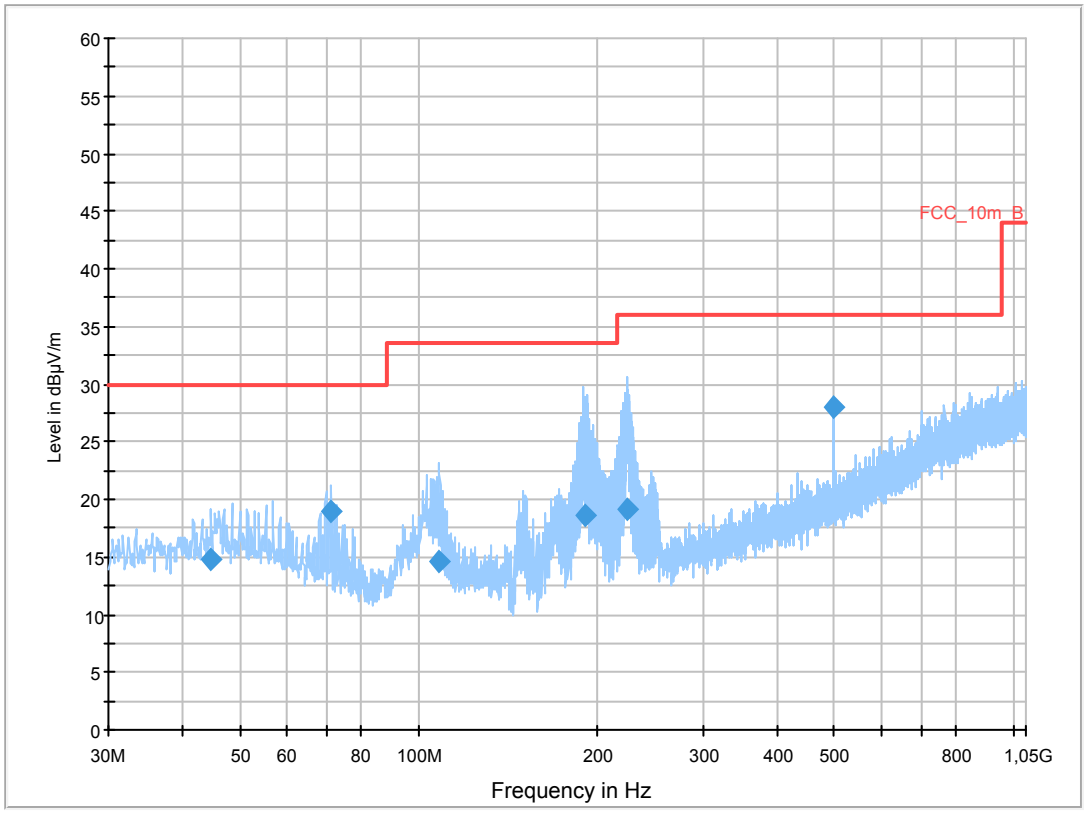

Final Result 1

Frequency (MHz)	QuasiPeak (dBµV/m)	Meas. Time (ms)	Bandwidth (kHz)	Height (cm)	Polarization	Azimuth (deg)	Corr. (dB)	Margin (dB)	Limit (dBµV/m)	Comment
44.577450	14.9	1000.0	120.000	104.0	V	182.0	13.3	15.1	30.0	
71.027250	19.0	1000.0	120.000	170.0	V	100.0	9.3	11.0	30.0	
108.068850	14.6	1000.0	120.000	170.0	V	260.0	11.2	18.9	33.5	
189.702000	18.6	1000.0	120.000	98.0	V	-10.0	11.1	14.9	33.5	
224.400000	19.1	1000.0	120.000	143.0	V	280.0	12.5	16.9	36.0	
499.986450	28.0	1000.0	120.000	170.0	H	2.0	18.7	8.0	36.0	

Plot 27: 1 GHz to 12.75 GHz, 5600 MHz, vertical & horizontal polarization

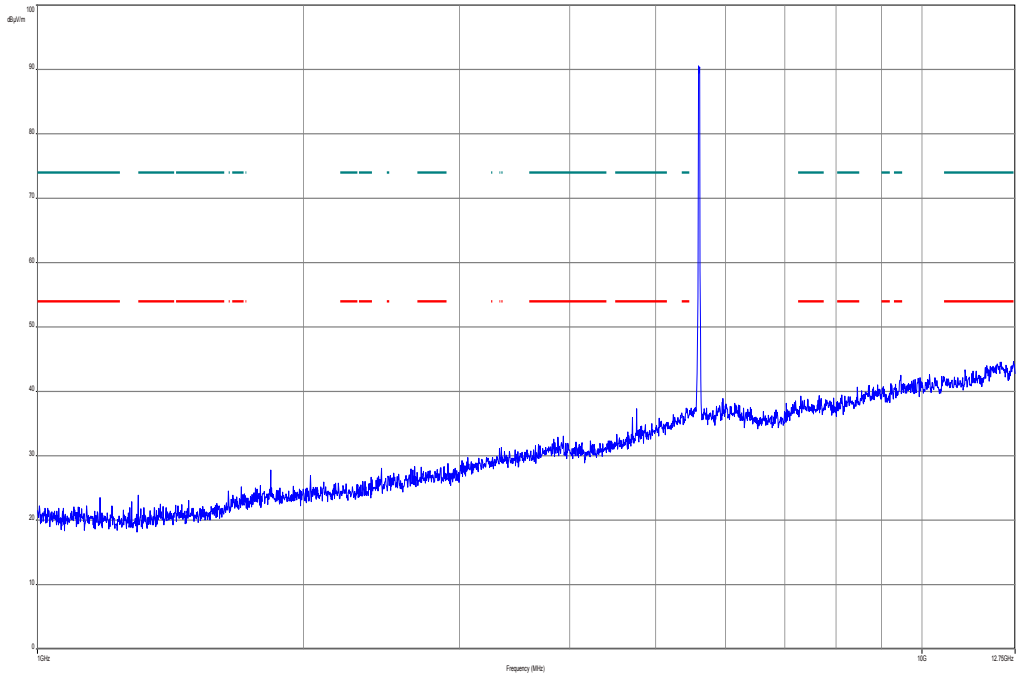

Plot 28: 12 GHz to 18 GHz, 5600 MHz, vertical & horizontal polarization

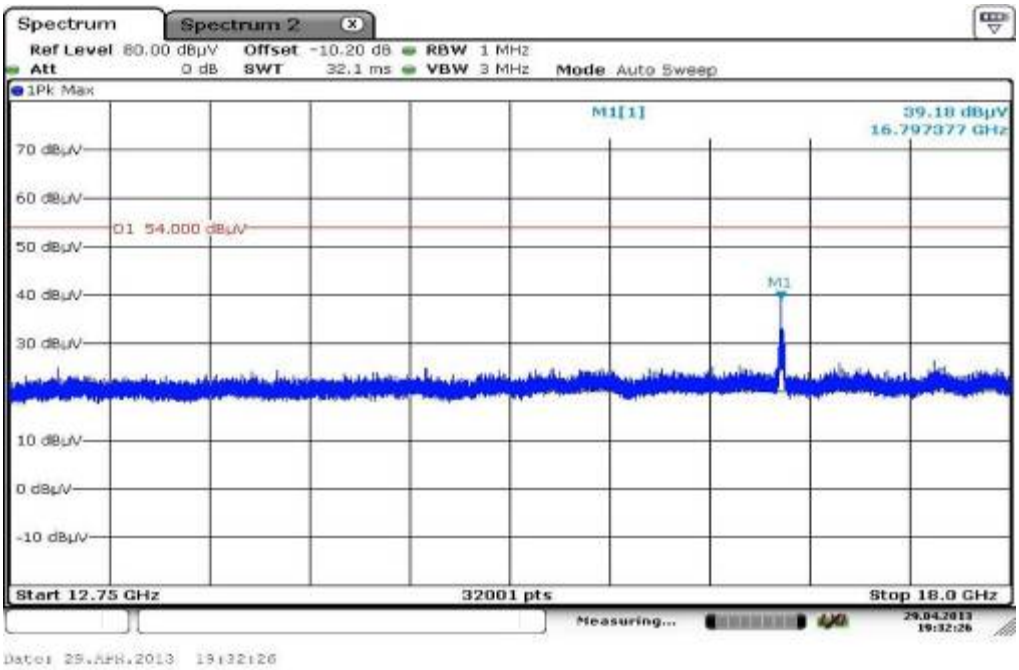

Plot 29: 18 GHz to 26 GHz, 5600 MHz, vertical & horizontal polarization

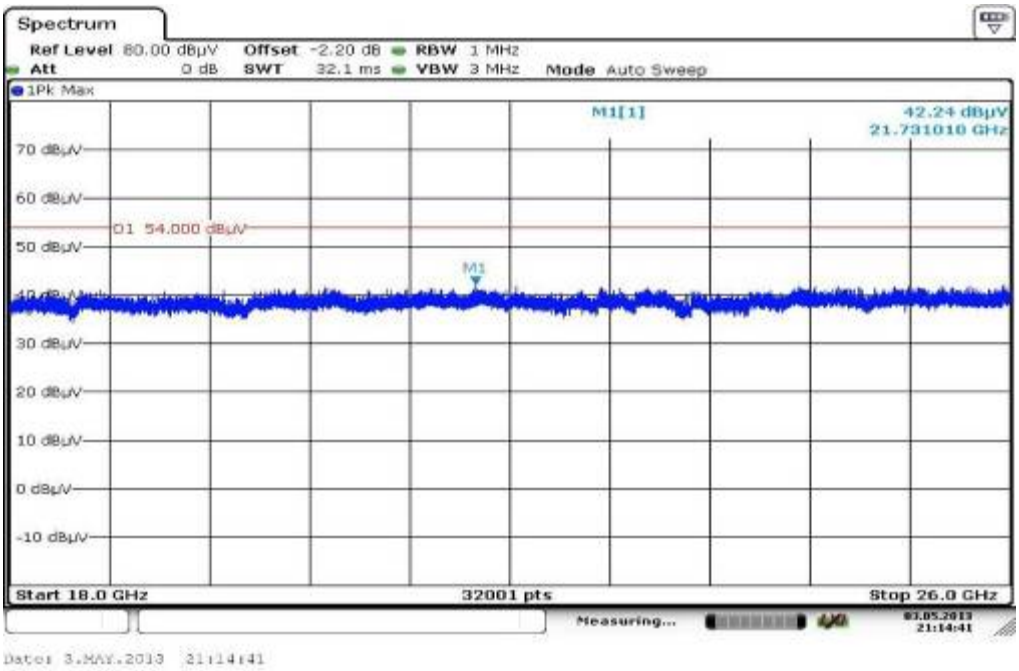

Plot 30: 26 GHz to 40 GHz, 5600 MHz, vertical & horizontal polarization

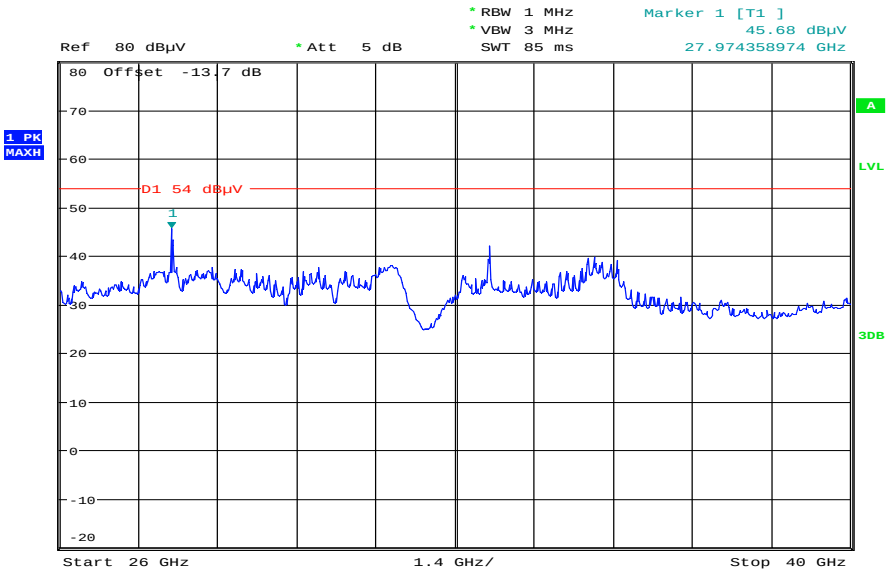

Date: 14.MAY.2013 13:11:49

Plot 31: 30 MHz to 1 GHz, 5700 MHz, vertical & horizontal polarization

Common Information

EUT:	WLANBV2-A + antenna 453564175981
Serial Number:	eval
Test Description:	FCC part 15 C class B @ 10 m
Operating Conditions:	wlan n-mode HT20 ch140
Operator Name:	Wolsdorfer
Comment:	DC 5V

Scan Setup: STAN_Fin [EMI radiated]

Hardware Setup:	Electric Field (NOS)
Receiver:	[ESCI 3]
Level Unit:	dBµV/m

Subrange	Step Size	Detectors	IF BW	Meas. Time	Preamp
30 MHz - 2 GHz	60 kHz	QPK	120 kHz	1 s	20 dB

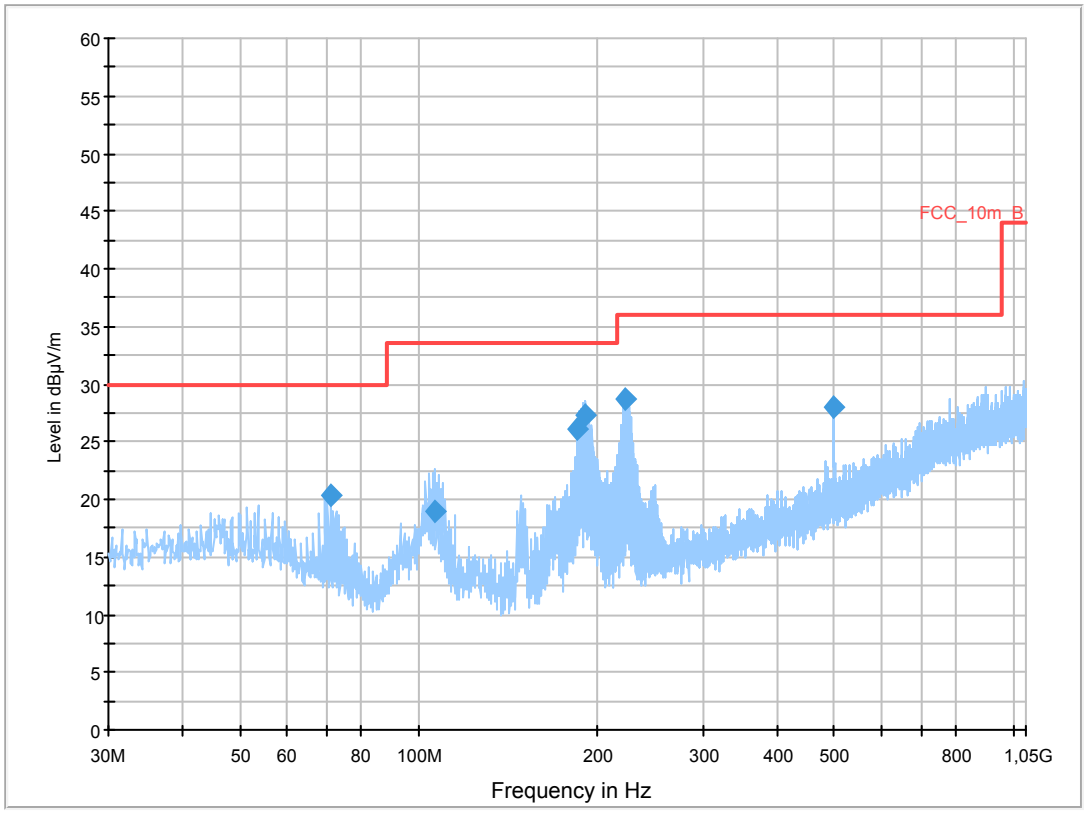

Final Result 1

Frequency (MHz)	QuasiPeak (dBµV/m)	Meas. Time (ms)	Bandwidth (kHz)	Height (cm)	Polarization	Azimuth (deg)	Corr. (dB)	Margin (dB)	Limit (dBµV/m)	Comment
70.969800	20.3	1000.0	120.000	170.0	V	171.0	9.3	9.7	30.0	
106.451400	18.9	1000.0	120.000	170.0	V	10.0	11.3	14.6	33.5	
184.976250	26.0	1000.0	120.000	98.0	V	272.0	10.8	7.5	33.5	
190.193400	27.3	1000.0	120.000	98.0	V	272.0	11.1	6.2	33.5	
222.708300	28.6	1000.0	120.000	121.0	V	280.0	12.5	7.4	36.0	
500.011650	27.9	1000.0	120.000	170.0	H	-10.0	18.7	8.1	36.0	

Plot 32: 1 GHz to 12.75 GHz, 5700 MHz, vertical & horizontal polarization

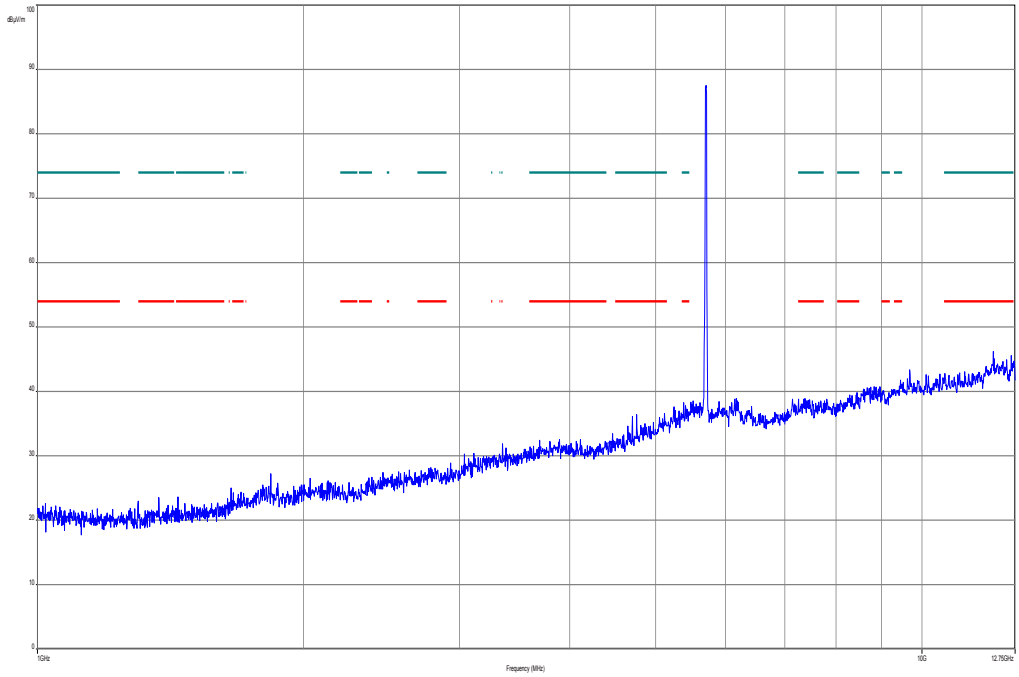

Plot 33: 12 GHz to 18 GHz, 5700 MHz, vertical & horizontal polarization

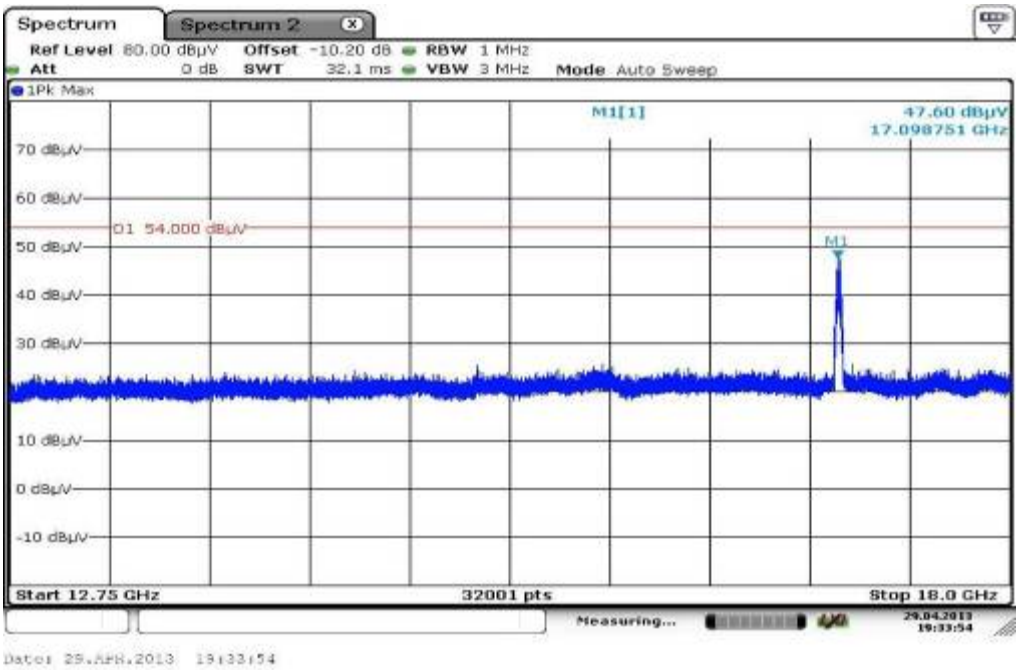

Plot 34: 18 GHz to 26 GHz, 5700 MHz, vertical & horizontal polarization

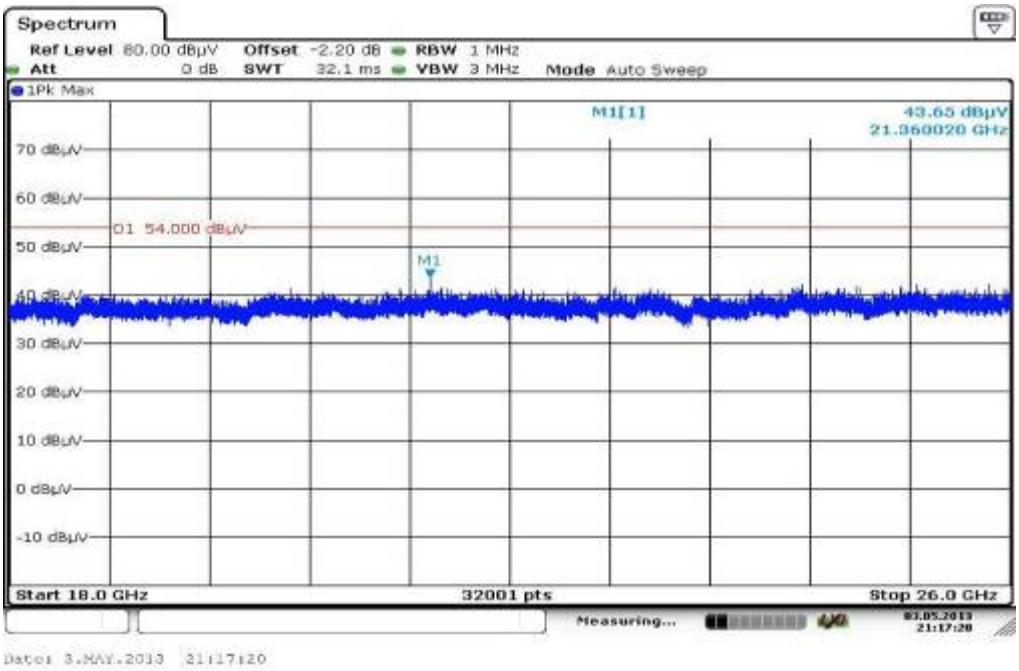

Plot 35: 26 GHz to 40 GHz, 5700 MHz, vertical & horizontal polarization

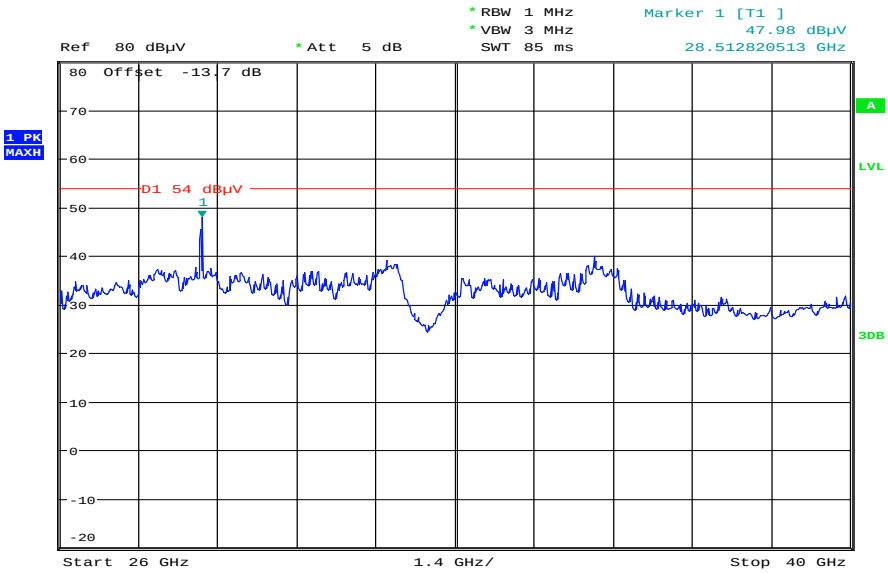

Date: 14.MAY.2013 13:12:58

Plots: OFDM / n – mode HT40

Plot 1: 30 MHz to 1 GHz, 5190 MHz, vertical & horizontal polarization

Common Information

EUT:	WLANBV2-A + antenna 453564175981
Serial Number:	eval 2
Test Description:	FCC part 15 C class B @ 10 m
Operating Conditions:	wlan n-mode HT40 tx @ 5190MHz
Operator Name:	Wolsdorfer
Comment:	DC 5V

Scan Setup: STAN_Fin [EMI radiated]

Hardware Setup:	Electric Field (NOS)
Receiver:	[ESCI 3]
Level Unit:	dBµV/m

Subrange	Step Size	Detectors	IF BW	Meas. Time	Preamp
30 MHz - 2 GHz	60 kHz	QPK	120 kHz	1 s	20 dB

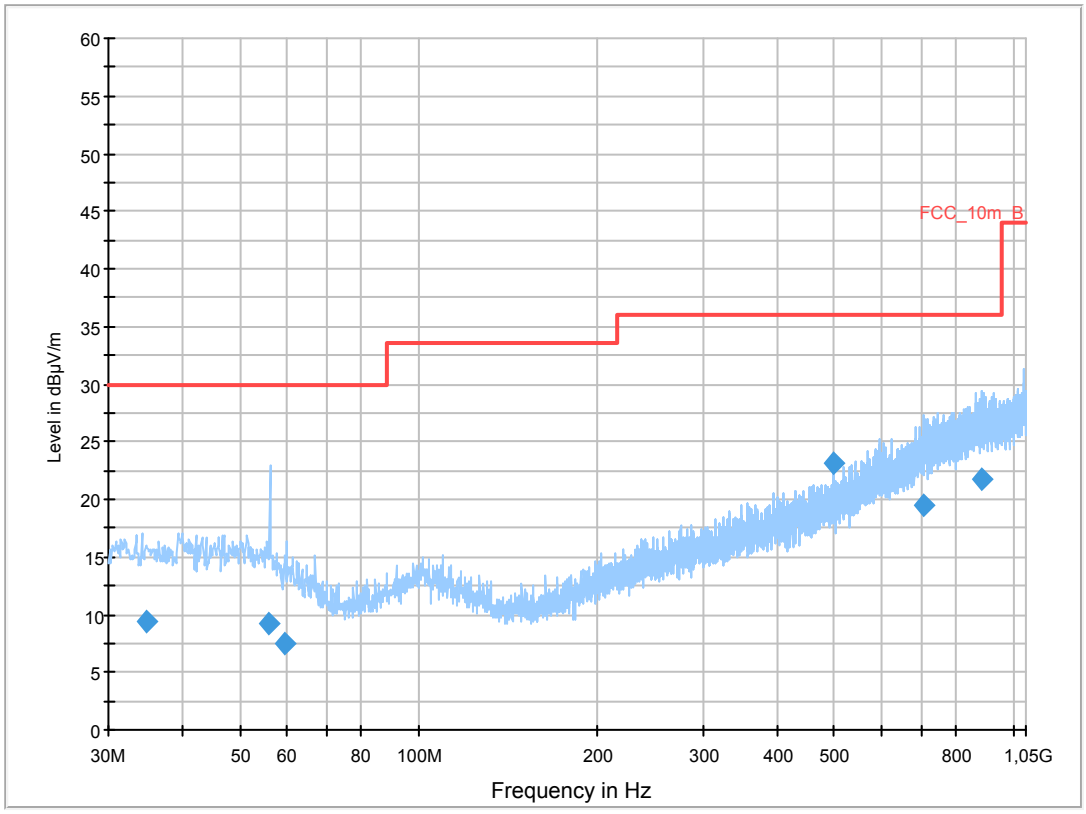

Final Result 1

Frequency (MHz)	QuasiPeak (dBµV/m)	Meas. Time (ms)	Bandwidth (kHz)	Height (cm)	Polarization	Azimuth (deg)	Corr. (dB)	Margin (dB)	Limit (dBµV/m)	Comment
34.636350	9.4	1000.0	120.000	114.0	V	268.0	13.0	20.6	30.0	
55.918350	9.2	1000.0	120.000	170.0	V	10.0	12.6	20.8	30.0	
59.408550	7.5	1000.0	120.000	170.0	H	190.0	11.8	22.5	30.0	
499.976850	23.1	1000.0	120.000	98.0	V	171.0	18.7	12.9	36.0	
708.817800	19.5	1000.0	120.000	170.0	V	90.0	22.7	16.5	36.0	
883.042200	21.8	1000.0	120.000	170.0	H	268.0	25.0	14.2	36.0	

Plot 2: 1 GHz to 12.75 GHz, 5190 MHz, vertical & horizontal polarization

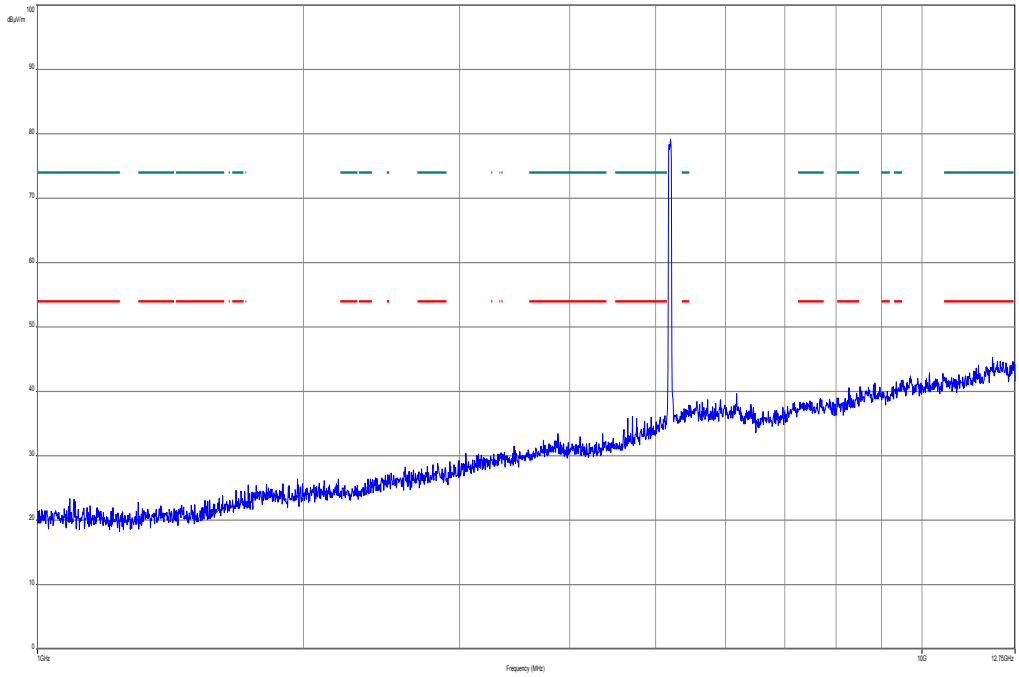

Plot 3: 12 GHz to 18 GHz, 5190 MHz, vertical & horizontal polarization

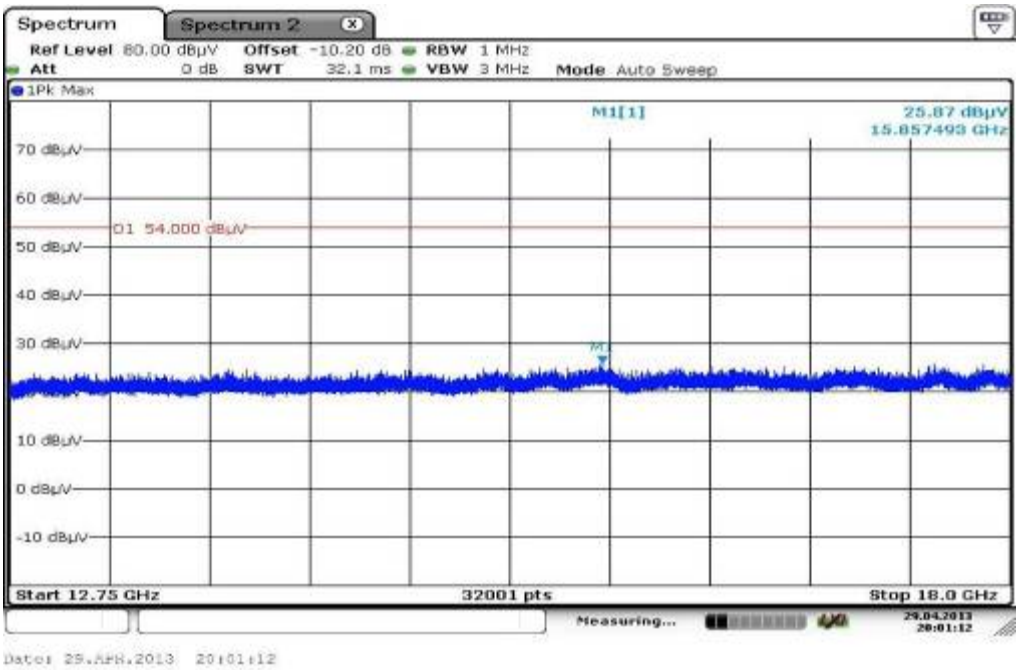

Plot 4: 18 GHz to 26 GHz, 5190 MHz, vertical & horizontal polarization

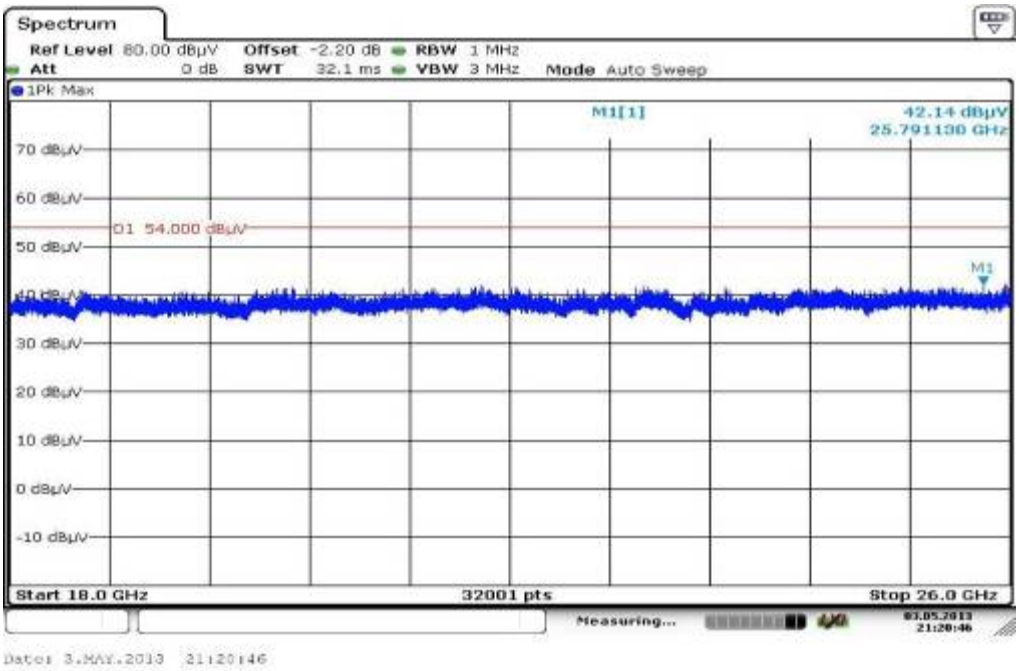

Plot 5: 26 GHz to 40 GHz, 5190 MHz, vertical & horizontal polarization

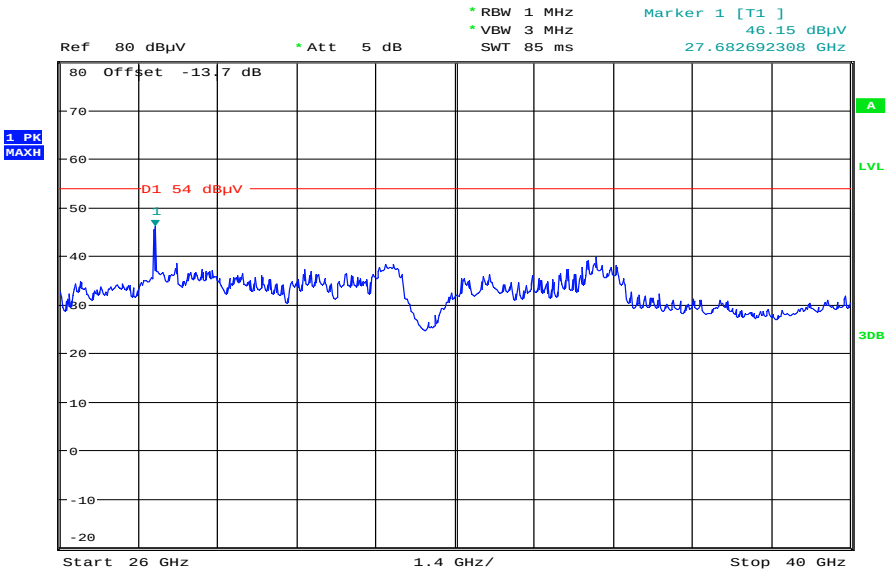

Date: 14.MAY.2013 14:56:55

Plot 6: 30 MHz to 1 GHz, 5230 MHz, vertical & horizontal polarization

Common Information

EUT:	WLANBV2-A + antenna 453564175981
Serial Number:	eval 2
Test Description:	FCC part 15 C class B @ 10 m
Operating Conditions:	wlan n-mode HT40 tx @ 5230MHz
Operator Name:	Wolsdorfer
Comment:	DC 5V

Scan Setup: STAN_Fin [EMI radiated]

Hardware Setup:	Electric Field (NOS)
Receiver:	[ESCI 3]
Level Unit:	dBµV/m

Subrange	Step Size	Detectors	IF BW	Meas. Time	Preamp
30 MHz - 2 GHz	60 kHz	QPK	120 kHz	1 s	20 dB

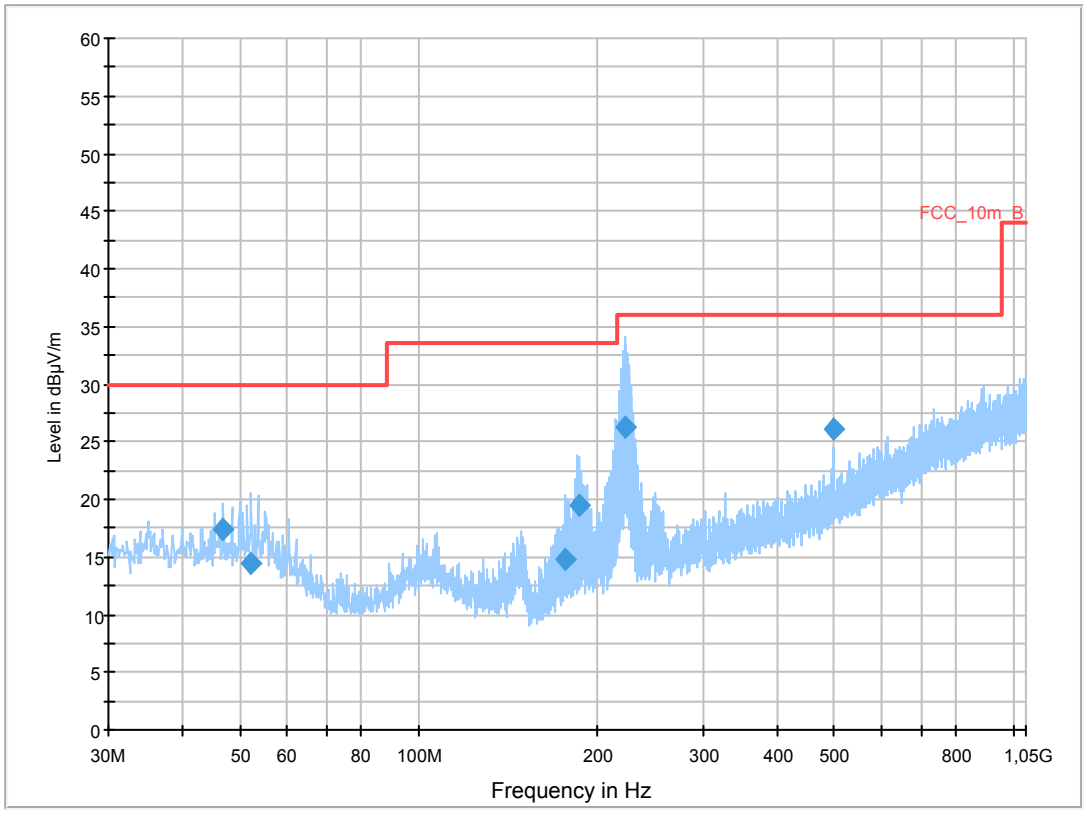

Final Result 1

Frequency (MHz)	QuasiPeak (dBµV/m)	Meas. Time (ms)	Bandwidth (kHz)	Height (cm)	Polarization	Azimuth (deg)	Corr. (dB)	Margin (dB)	Limit (dBµV/m)	Comment
46.813950	17.5	1000.0	120.000	98.0	V	170.0	13.3	12.5	30.0	
52.176150	14.4	1000.0	120.000	98.0	V	-6.0	13.2	15.6	30.0	
176.048850	14.9	1000.0	120.000	98.0	V	3.0	10.2	18.6	33.5	
185.850000	19.4	1000.0	120.000	170.0	V	272.0	10.8	14.1	33.5	
222.132150	26.2	1000.0	120.000	132.0	V	280.0	12.5	9.8	36.0	
499.987950	26.0	1000.0	120.000	161.0	H	-6.0	18.7	10.0	36.0	

Plot 7: 1 GHz to 12.75 GHz, 5230 MHz, vertical & horizontal polarization

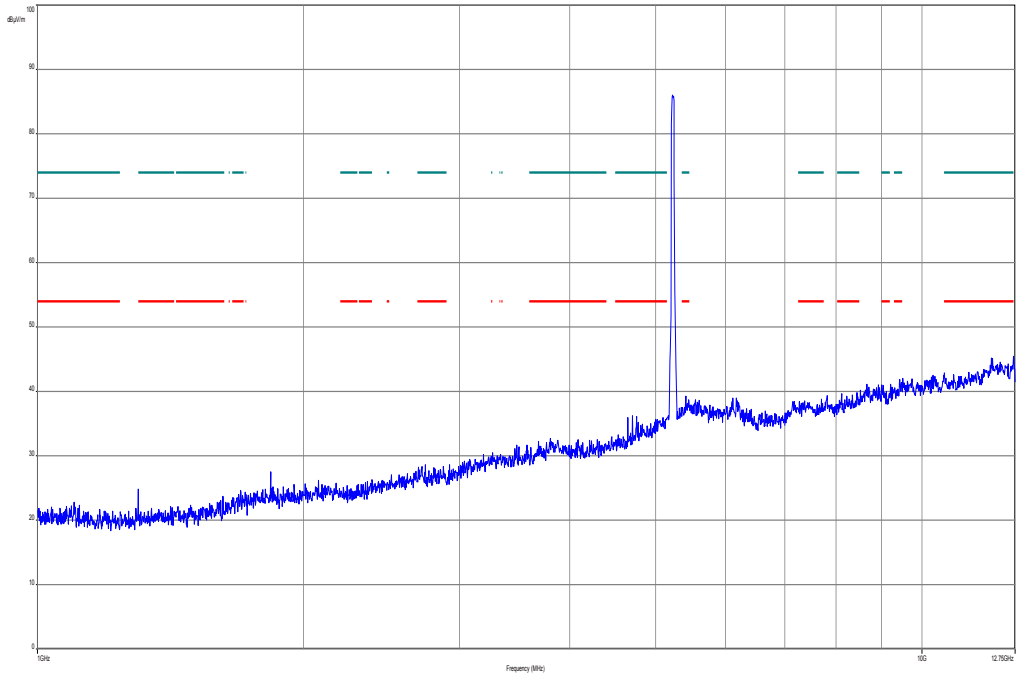

Plot 8: 12 GHz to 18 GHz, 5230 MHz, vertical & horizontal polarization

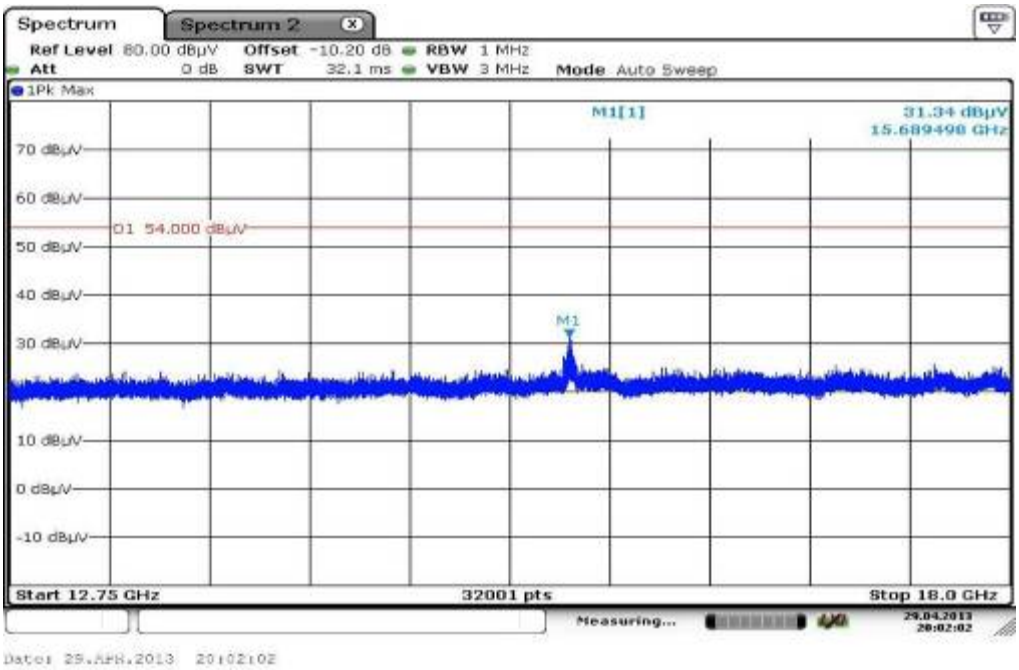

Plot 9: 18 GHz to 26 GHz, 5230 MHz, vertical & horizontal polarization

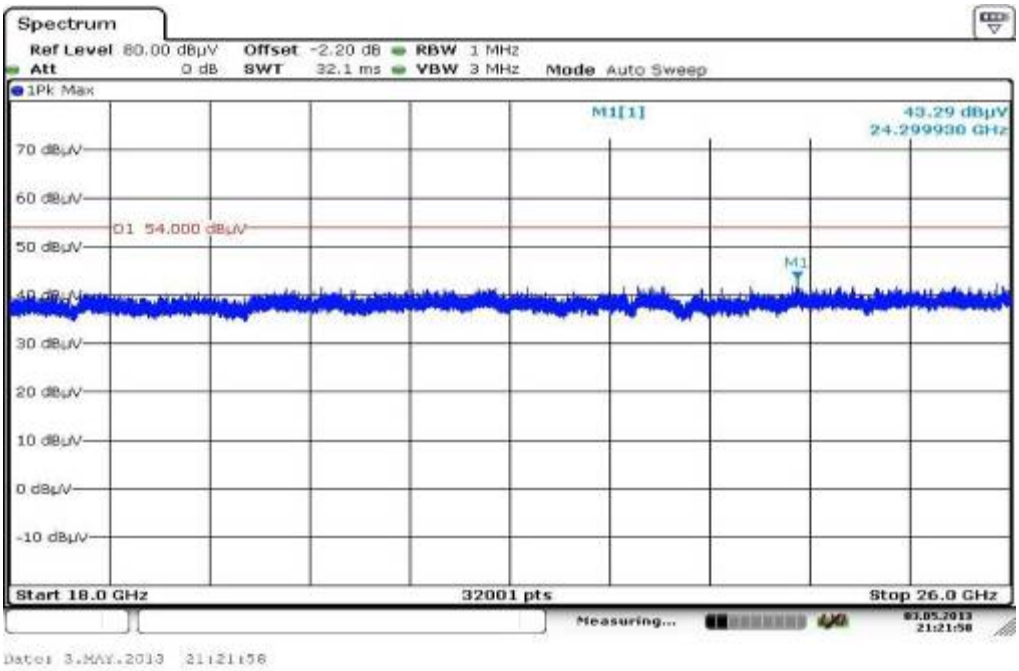

Plot 10: 26 GHz to 40 GHz, 5230 MHz, vertical & horizontal polarization

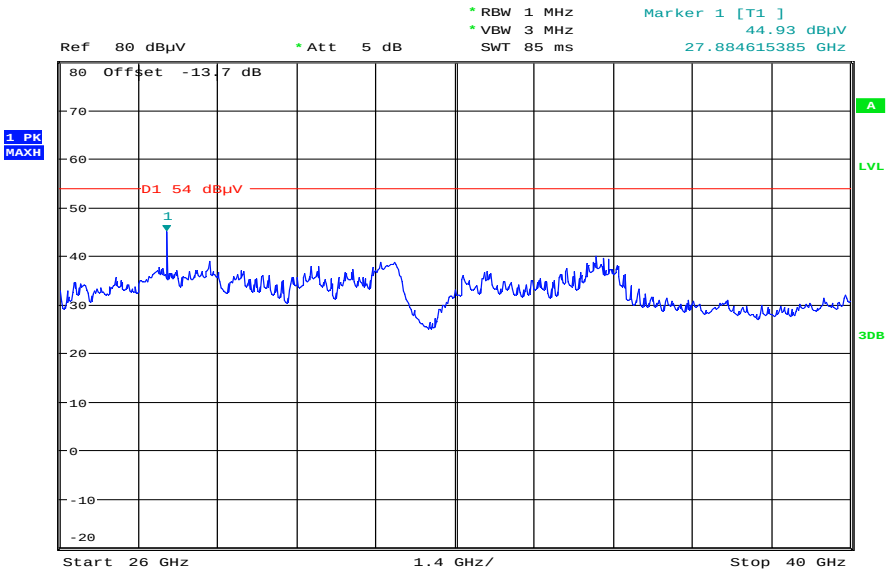

Date: 14.MAY.2013 14:58:47

Plot 11: 30 MHz to 1 GHz, 5270 MHz, vertical & horizontal polarization

Common Information

EUT:	WLANBV2-A + antenna 453564175981
Serial Number:	eval 2
Test Description:	FCC part 15 C class B @ 10 m
Operating Conditions:	wlan n-mode HT40 tx @ 5270MHz
Operator Name:	Wolsdorfer
Comment:	DC 5V

Scan Setup: STAN_Fin [EMI radiated]

Hardware Setup:	Electric Field (NOS)
Receiver:	[ESCI 3]
Level Unit:	dBµV/m

Subrange	Step Size	Detectors	IF BW	Meas. Time	Preamp
30 MHz - 2 GHz	60 kHz	QPK	120 kHz	1 s	20 dB

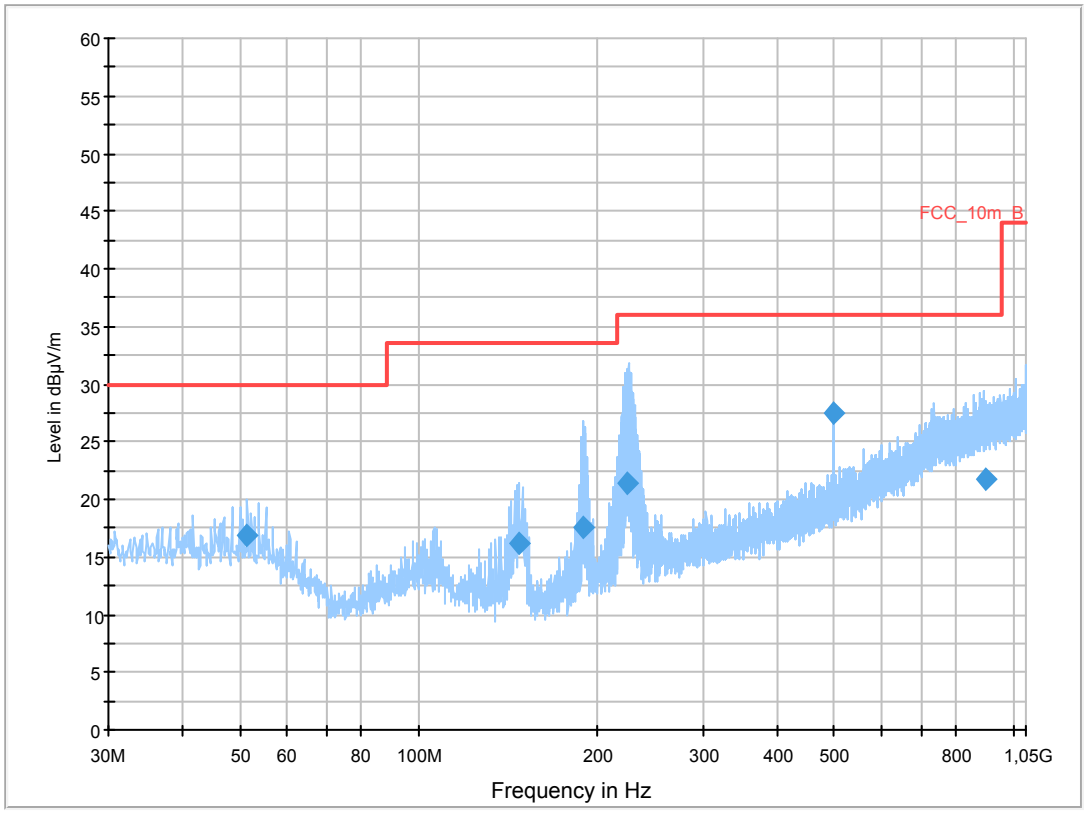

Final Result 1

Frequency (MHz)	QuasiPeak (dBµV/m)	Meas. Time (ms)	Bandwidth (kHz)	Height (cm)	Polarization	Azimuth (deg)	Corr. (dB)	Margin (dB)	Limit (dBµV/m)	Comment
51.423150	16.8	1000.0	120.000	170.0	V	90.0	13.2	13.2	30.0	
147.471750	16.2	1000.0	120.000	98.0	V	280.0	8.9	17.3	33.5	
189.123900	17.6	1000.0	120.000	104.0	V	10.0	11.0	15.9	33.5	
224.675850	21.3	1000.0	120.000	170.0	V	85.0	12.5	14.7	36.0	
500.022150	27.5	1000.0	120.000	170.0	H	10.0	18.7	8.5	36.0	
895.617450	21.8	1000.0	120.000	98.0	V	261.0	25.1	14.2	36.0	

Plot 12: 1 GHz to 12.75 GHz, 5270 MHz, vertical & horizontal polarization

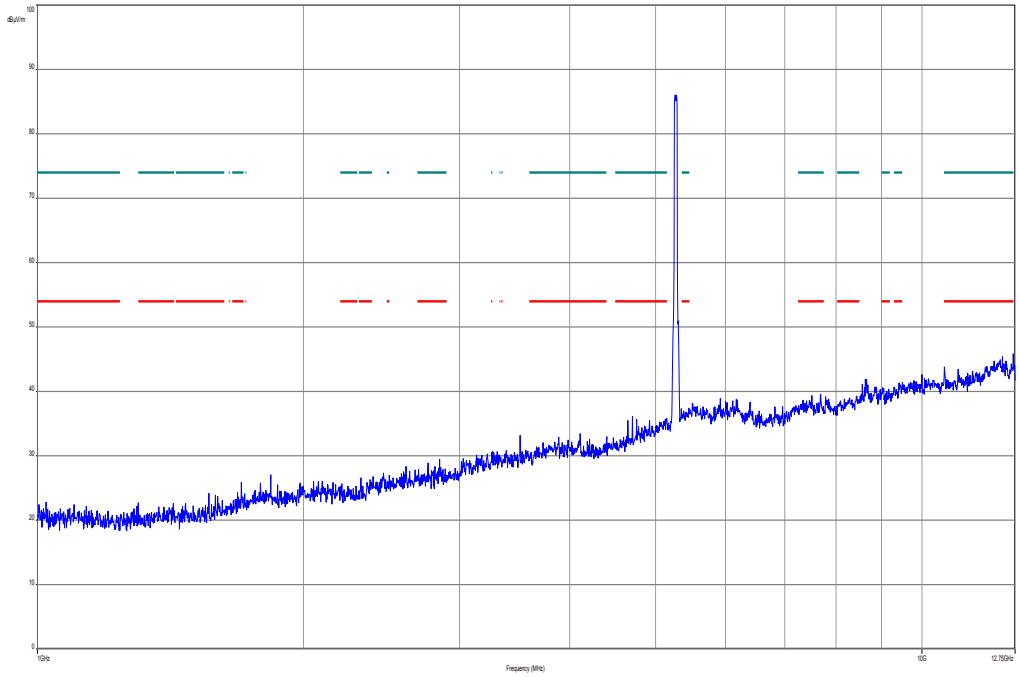

Plot 13: 12 GHz to 18 GHz, 5270 MHz, vertical & horizontal polarization

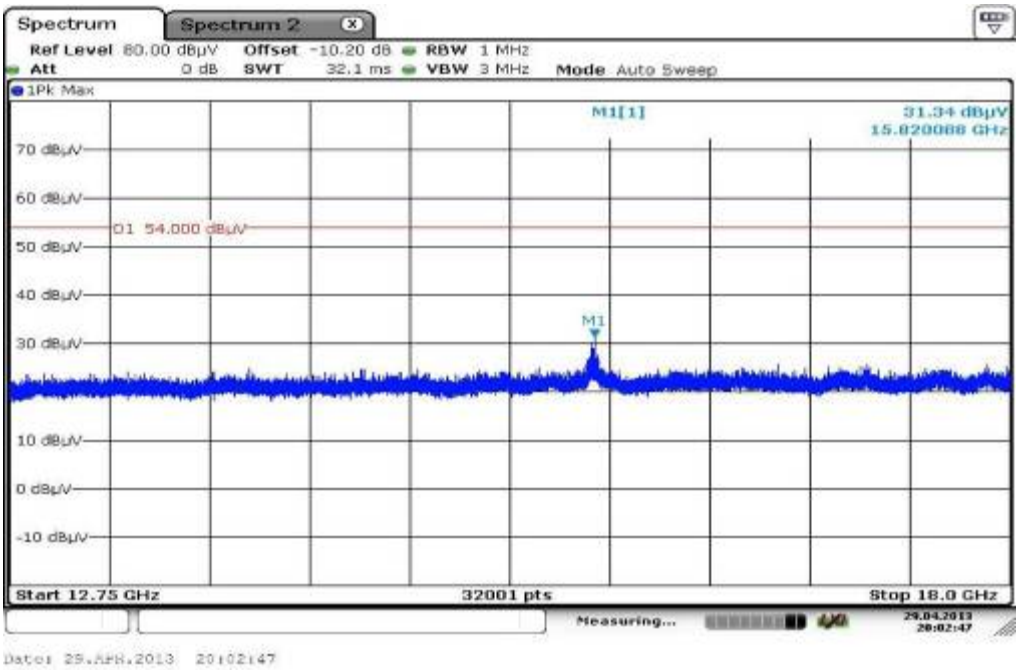

Plot 14: 18 GHz to 26 GHz, 5270 MHz, vertical & horizontal polarization

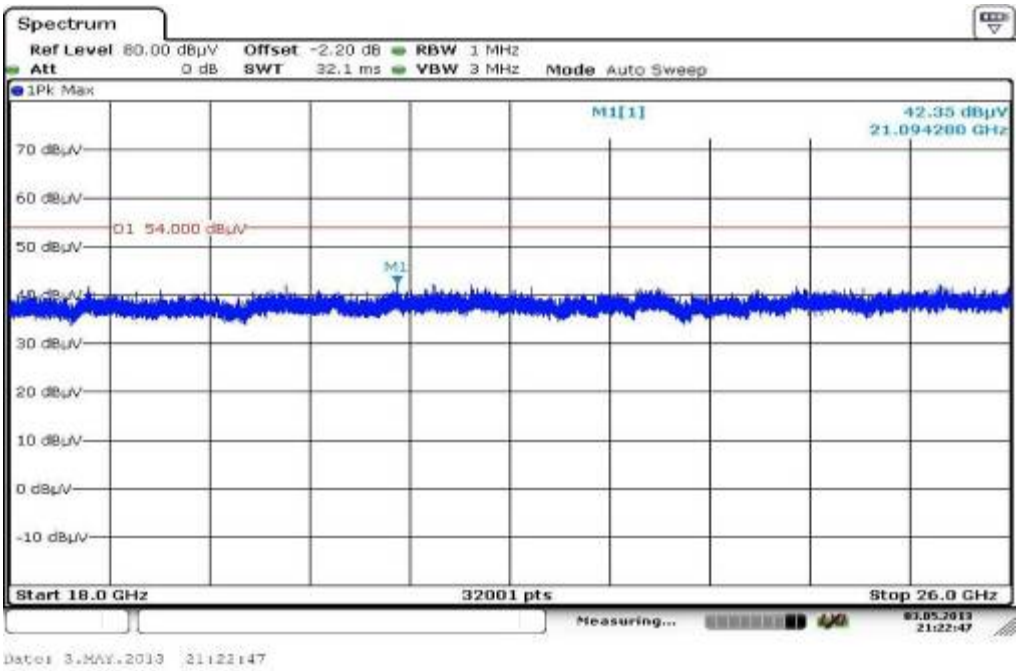

Plot 15: 26 GHz to 40 GHz, 5270 MHz, vertical & horizontal polarization

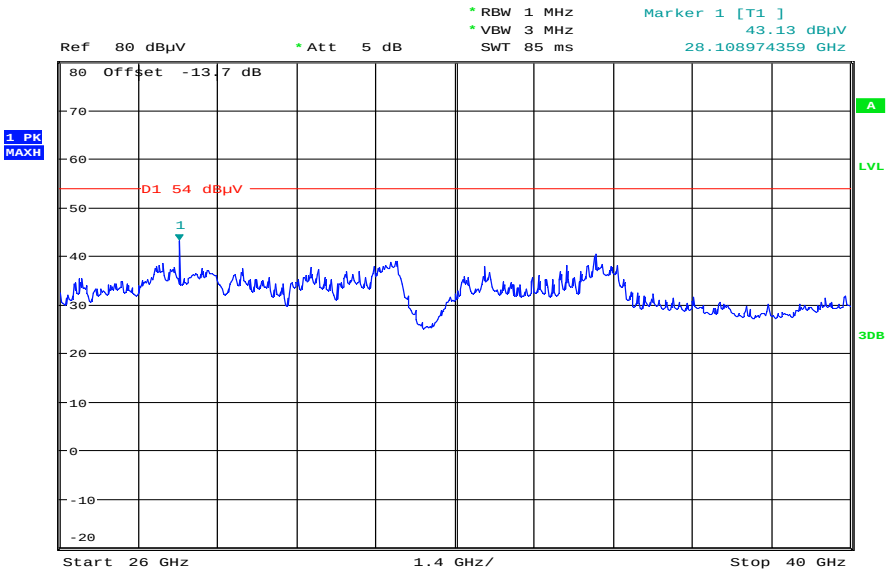

Date: 14.MAY.2013 14:59:38

Plot 16: 30 MHz to 1 GHz, 5310 MHz, vertical & horizontal polarization

Common Information

EUT:	WLANBV2-A + antenna 453564175981
Serial Number:	eval 2
Test Description:	FCC part 15 C class B @ 10 m
Operating Conditions:	wlan n-mode HT40 tx @ 5310MHz
Operator Name:	Wolsdorfer
Comment:	DC 5V

Scan Setup: STAN_Fin [EMI radiated]

Hardware Setup:	Electric Field (NOS)
Receiver:	[ESCI 3]
Level Unit:	dBµV/m

Subrange	Step Size	Detectors	IF BW	Meas. Time	Preamp
30 MHz - 2 GHz	60 kHz	QPK	120 kHz	1 s	20 dB

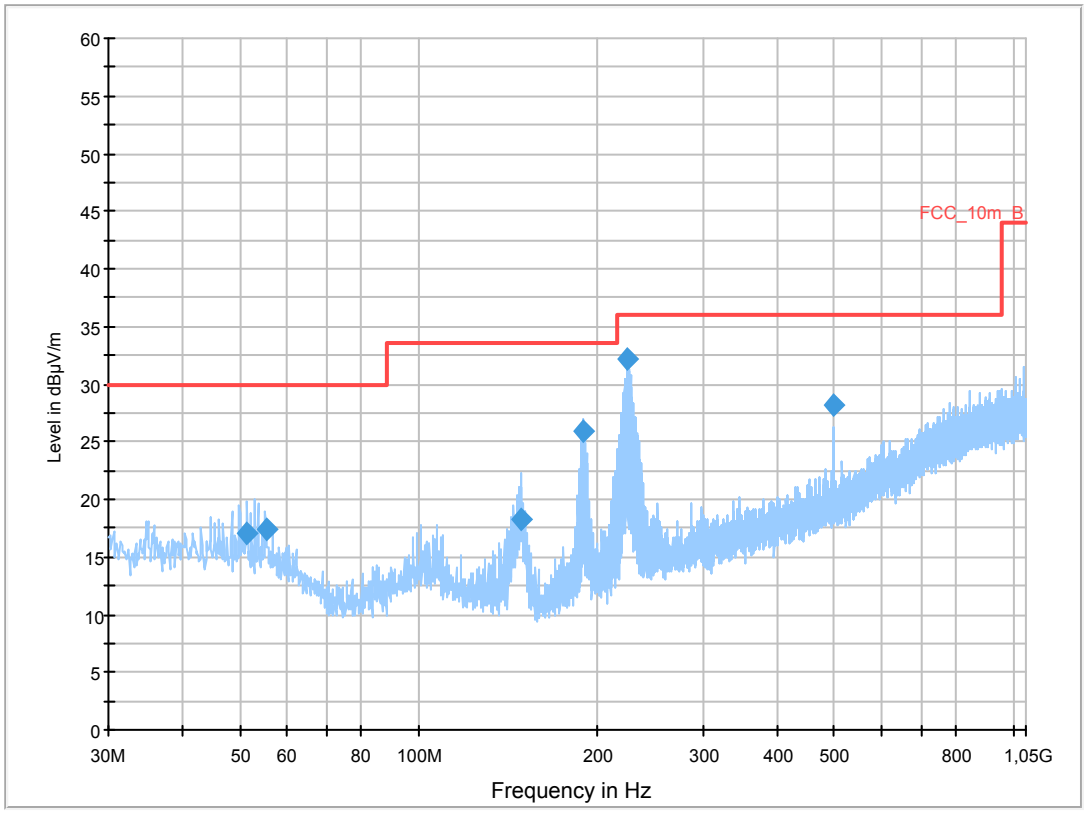

Final Result 1

Frequency (MHz)	QuasiPeak (dBµV/m)	Meas. Time (ms)	Bandwidth (kHz)	Height (cm)	Polarization	Azimuth (deg)	Corr. (dB)	Margin (dB)	Limit (dBµV/m)	Comment
51.382800	17.1	1000.0	120.000	111.0	V	190.0	13.2	12.9	30.0	
55.181400	17.3	1000.0	120.000	170.0	V	81.0	12.8	12.7	30.0	
148.124100	18.2	1000.0	120.000	98.0	V	280.0	8.9	15.3	33.5	
188.888700	25.9	1000.0	120.000	170.0	V	10.0	11.0	7.6	33.5	
224.409600	32.2	1000.0	120.000	170.0	V	81.0	12.5	3.8	36.0	
499.998750	28.1	1000.0	120.000	170.0	H	10.0	18.7	7.9	36.0	

Plot 17: 1 GHz to 12.75 GHz, 5310 MHz, vertical & horizontal polarization

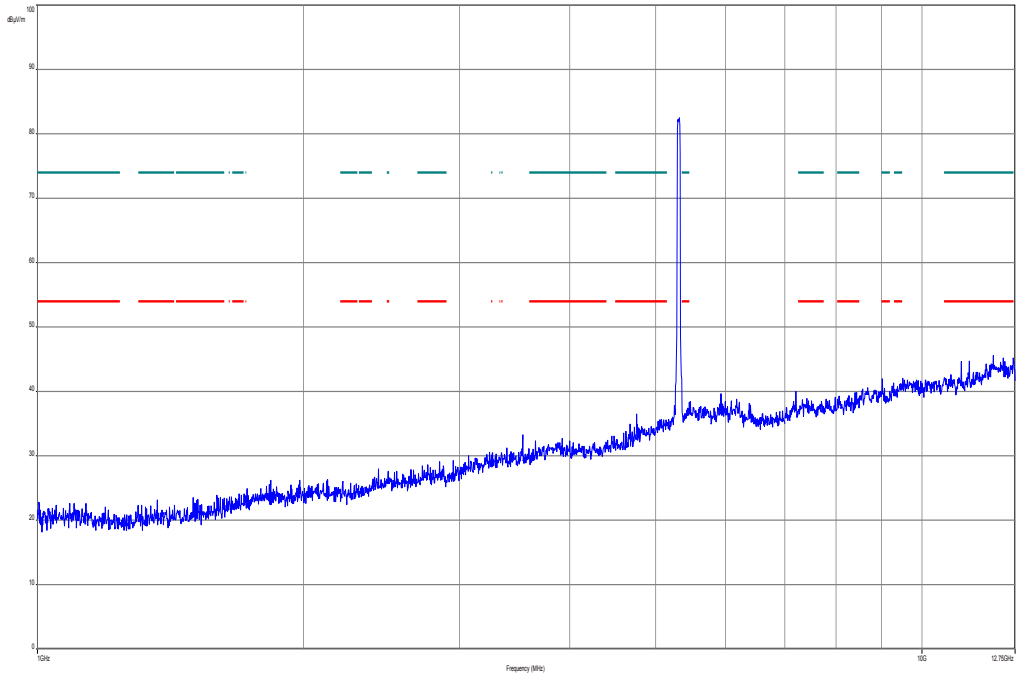

Plot 18: 12 GHz to 18 GHz, 5310 MHz, vertical & horizontal polarization

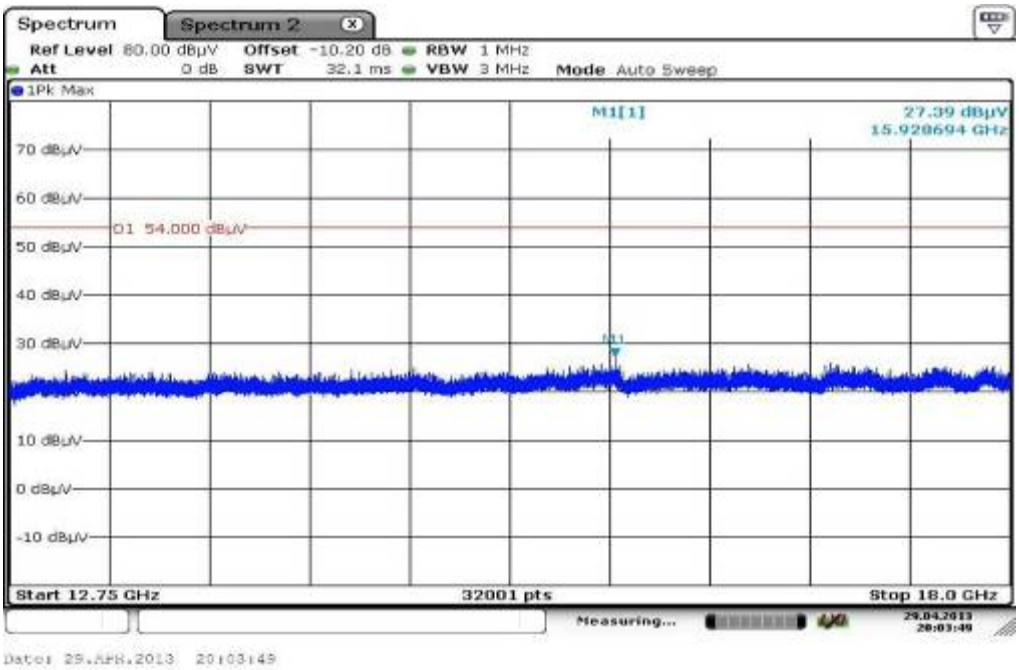

Plot 19: 18 GHz to 26 GHz, 5310 MHz, vertical & horizontal polarization

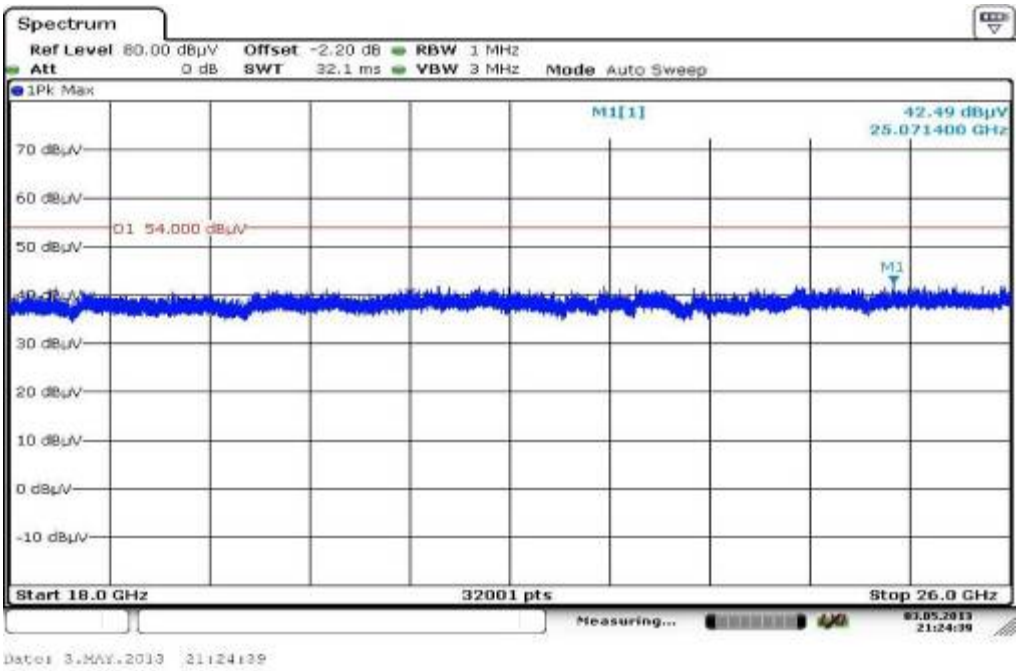

Plot 20: 26 GHz to 40 GHz, 5310 MHz, vertical & horizontal polarization

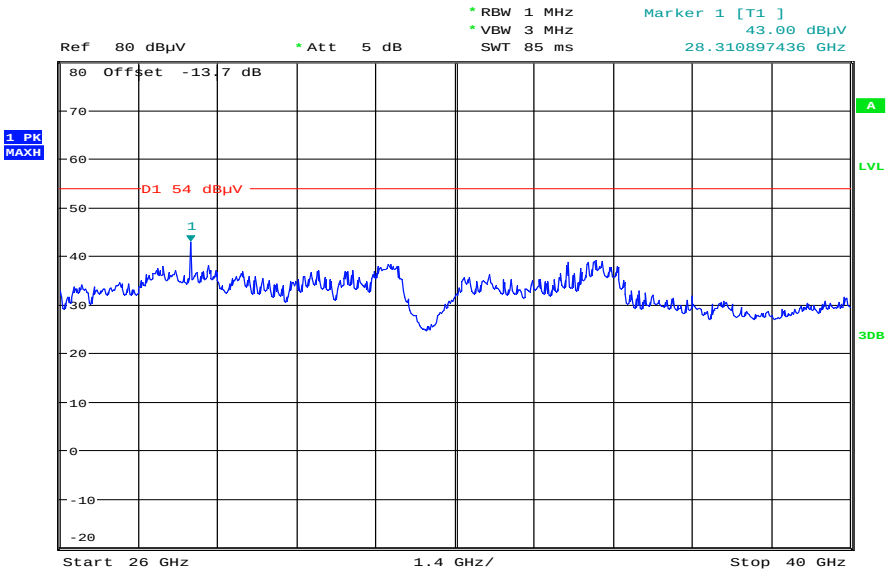

Date: 14.MAY.2013 15:00:33

Plot 21: 30 MHz to 1 GHz, 5510 MHz, vertical & horizontal polarization

Common Information

EUT:	WLANBV2-A + antenna 453564175981
Serial Number:	eval 2
Test Description:	FCC part 15 C class B @ 10 m
Operating Conditions:	wlan n-mode tx @ 5500MHz
Operator Name:	Wolsdorfer
Comment:	DC 5V

Scan Setup: STAN_Fin [EMI radiated]

Hardware Setup:	Electric Field (NOS)
Receiver:	[ESCI 3]
Level Unit:	dBµV/m

Subrange	Step Size	Detectors	IF BW	Meas. Time	Preamp
30 MHz - 2 GHz	60 kHz	QPK	120 kHz	1 s	20 dB

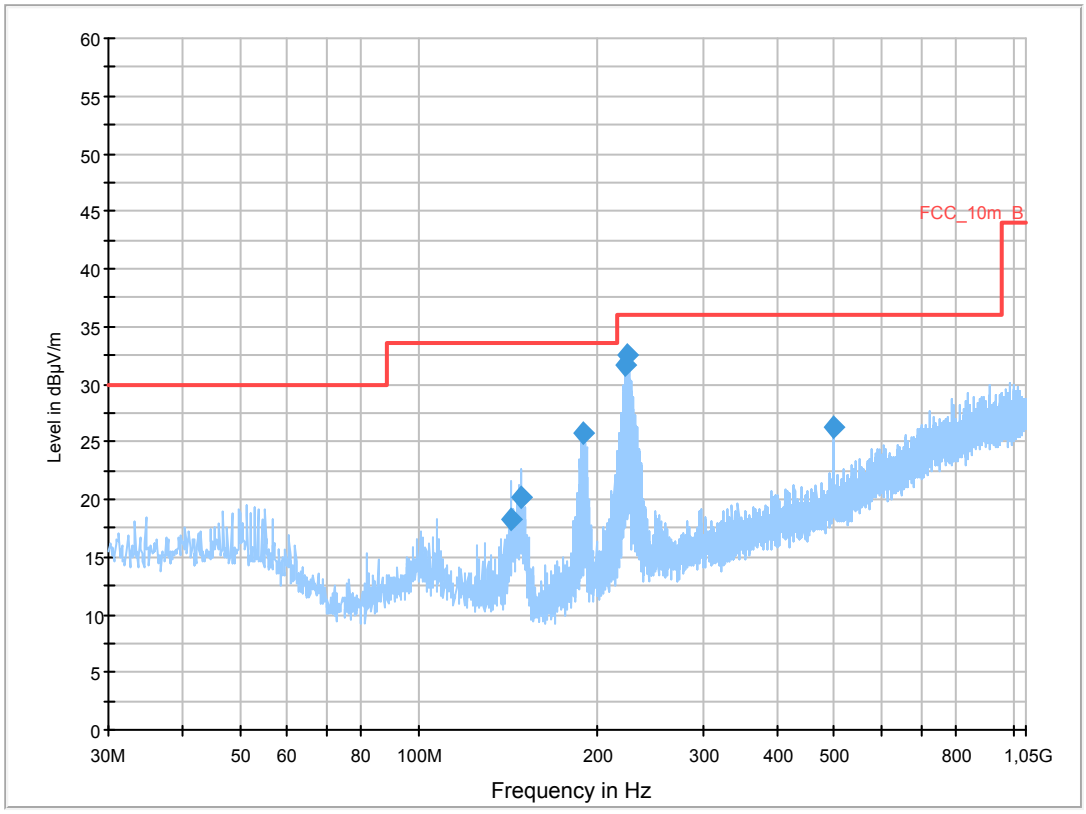

Final Result 1

Frequency (MHz)	QuasiPeak (dBµV/m)	Meas. Time (ms)	Bandwidth (kHz)	Height (cm)	Polarization	Azimuth (deg)	Corr. (dB)	Margin (dB)	Limit (dBµV/m)	Comment
142.806450	18.2	1000.0	120.000	98.0	V	280.0	8.7	15.3	33.5	
148.865700	20.1	1000.0	120.000	111.0	V	280.0	8.9	13.4	33.5	
188.880150	25.7	1000.0	120.000	170.0	V	10.0	11.0	7.8	33.5	
222.914550	31.6	1000.0	120.000	170.0	V	80.0	12.5	4.4	36.0	
224.409300	32.5	1000.0	120.000	170.0	V	10.0	12.5	3.5	36.0	
499.985400	26.2	1000.0	120.000	161.0	H	190.0	18.7	9.8	36.0	

Plot 22: 1 GHz to 12.75 GHz, 5510 MHz, vertical & horizontal polarization

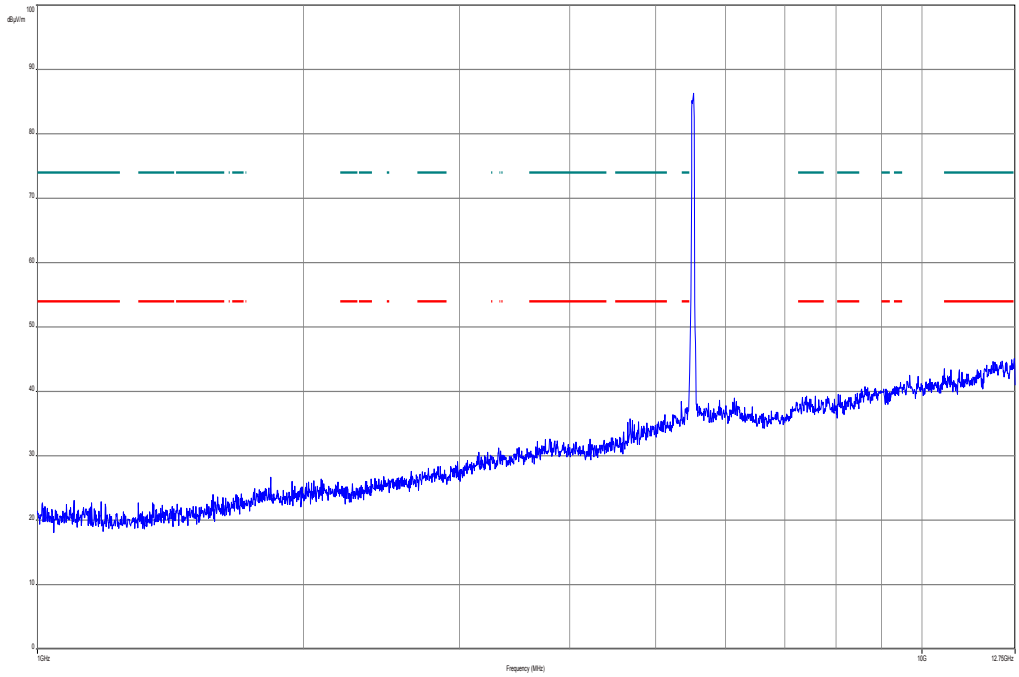

Plot 23: 12 GHz to 18 GHz, 5510 MHz, vertical & horizontal polarization

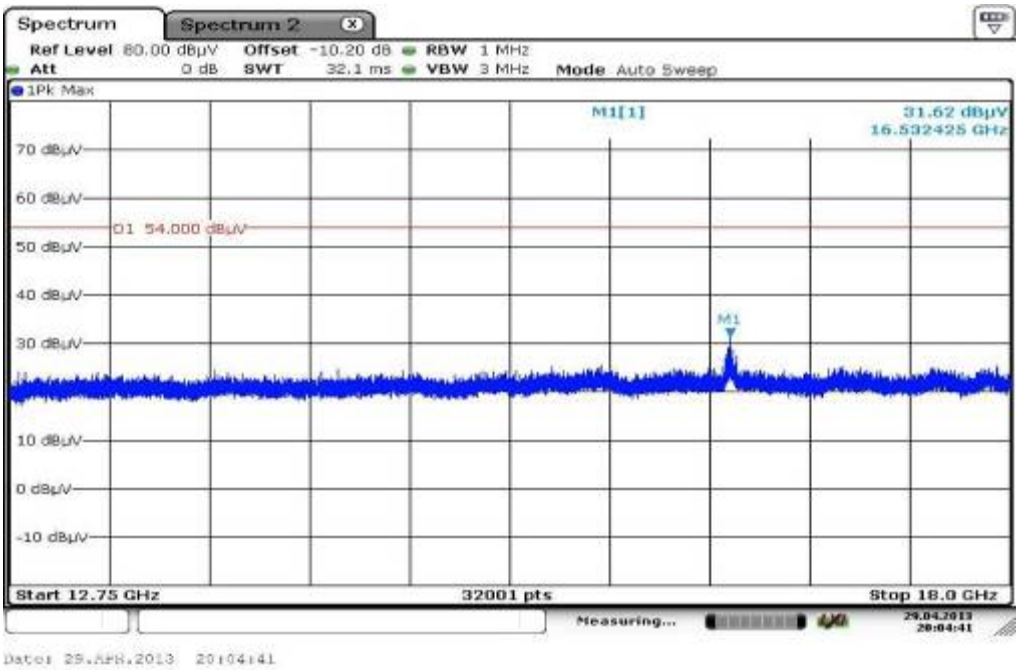

Plot 24: 18 GHz to 26 GHz, 5510 MHz, vertical & horizontal polarization

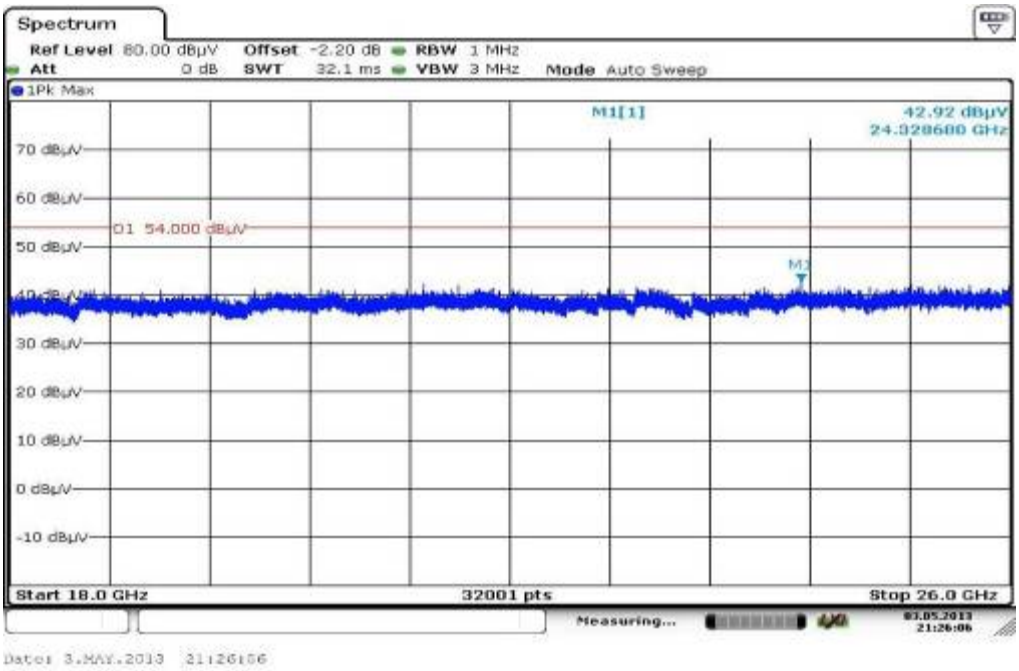

Plot 25: 26 GHz to 40 GHz, 5510 MHz, vertical & horizontal polarization

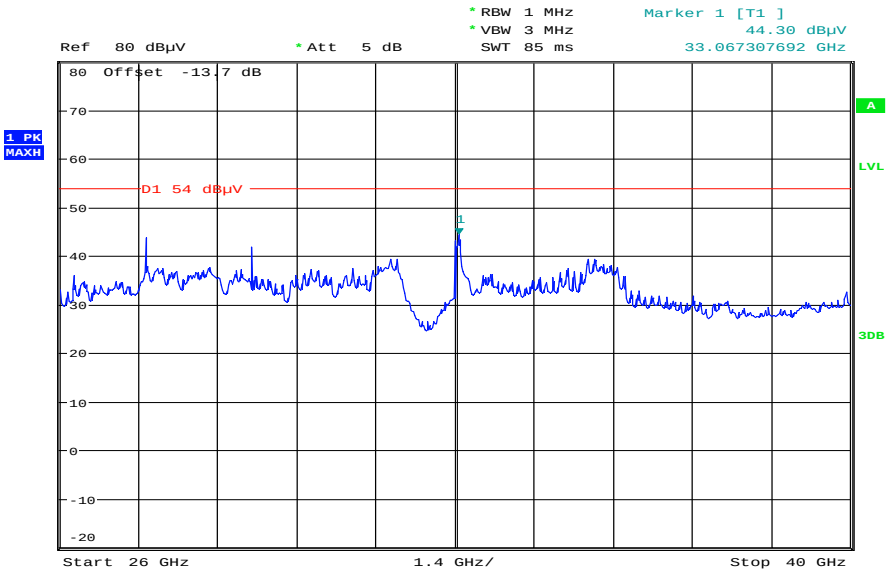

Date: 14.MAY.2013 15:01:37

Plot 26: 30 MHz to 1 GHz, 5590 MHz, vertical & horizontal polarization

Common Information

EUT:	WLANBV2-A + antenna 453564175981
Serial Number:	eval 2
Test Description:	FCC part 15 C class B @ 10 m
Operating Conditions:	wlan n-mode HT40 tx @ 5590MHz
Operator Name:	Wolsdorfer
Comment:	DC 5V

Scan Setup: STAN_Fin [EMI radiated]

Hardware Setup:	Electric Field (NOS)
Receiver:	[ESCI 3]
Level Unit:	dBµV/m

Subrange	Step Size	Detectors	IF BW	Meas. Time	Preamp
30 MHz - 2 GHz	60 kHz	QPK	120 kHz	1 s	20 dB

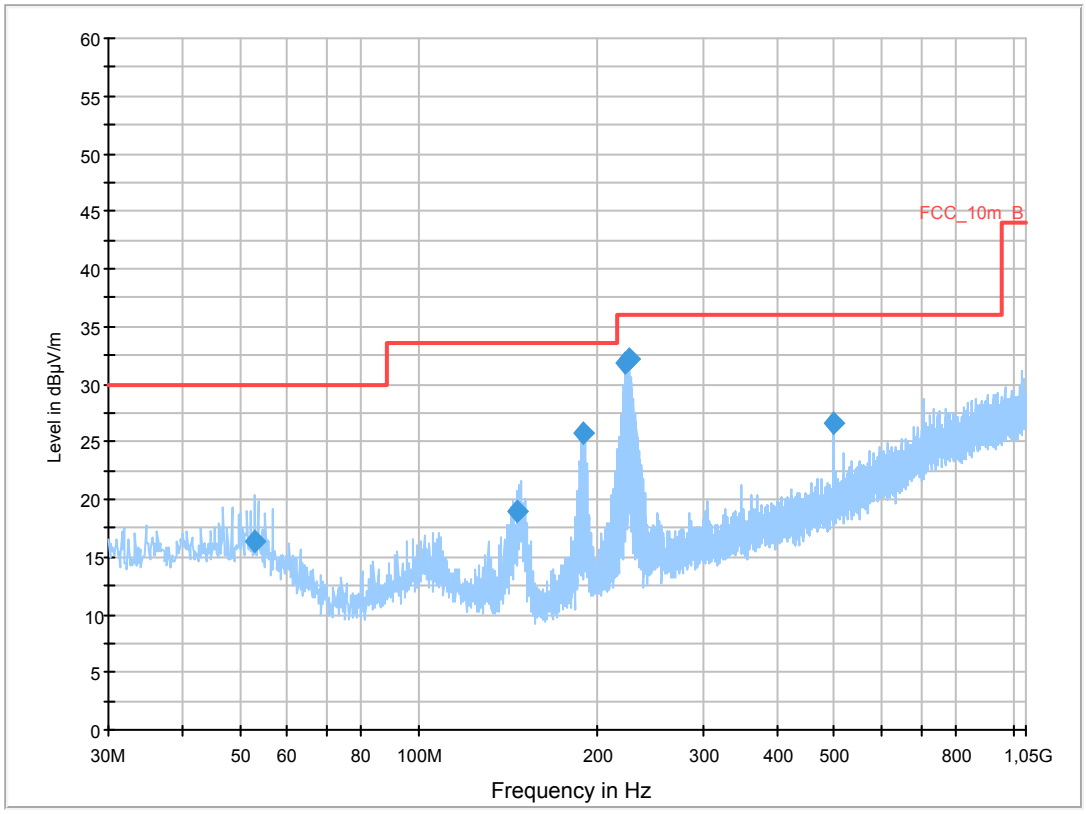

Final Result 1

Frequency (MHz)	QuasiPeak (dBµV/m)	Meas. Time (ms)	Bandwidth (kHz)	Height (cm)	Polarization	Azimuth (deg)	Corr. (dB)	Margin (dB)	Limit (dBµV/m)	Comment
52.873650	16.3	1000.0	120.000	104.0	V	80.0	13.1	13.7	30.0	
145.776750	19.0	1000.0	120.000	98.0	V	280.0	8.8	14.5	33.5	
188.868150	25.7	1000.0	120.000	152.0	V	10.0	11.0	7.8	33.5	
222.917250	31.8	1000.0	120.000	170.0	V	80.0	12.5	4.2	36.0	
225.164550	32.2	1000.0	120.000	170.0	V	81.0	12.6	3.8	36.0	
500.003100	26.6	1000.0	120.000	170.0	H	190.0	18.7	9.4	36.0	

Plot 27: 1 GHz to 12.75 GHz, 5590 MHz, vertical & horizontal polarization

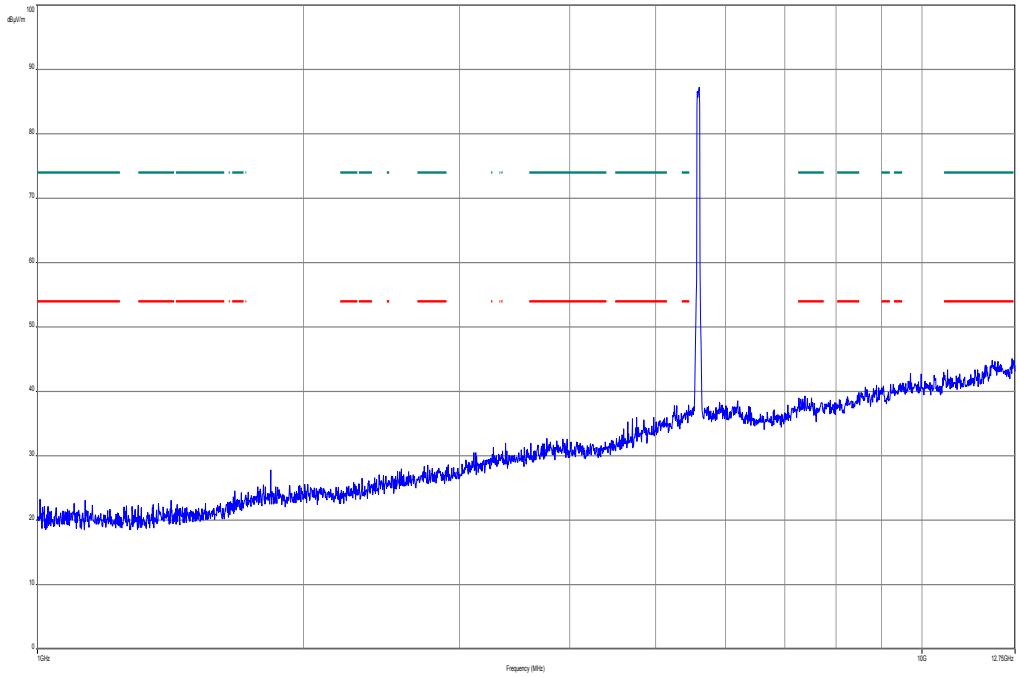

Plot 28: 12 GHz to 18 GHz, 5590 MHz, vertical & horizontal polarization

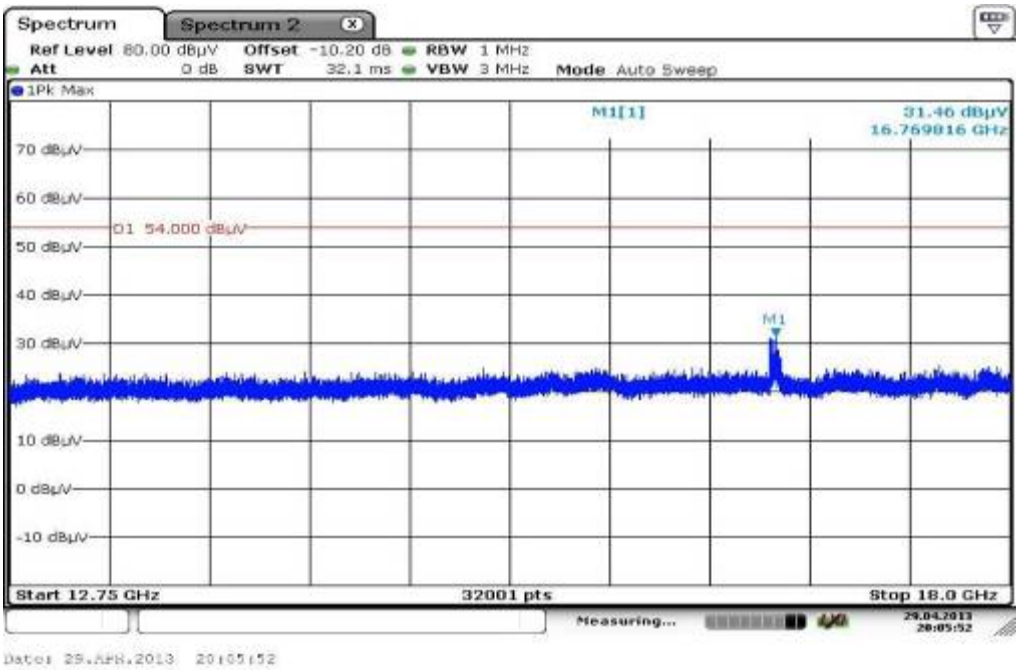

Plot 29: 18 GHz to 26 GHz, 5590 MHz, vertical & horizontal polarization

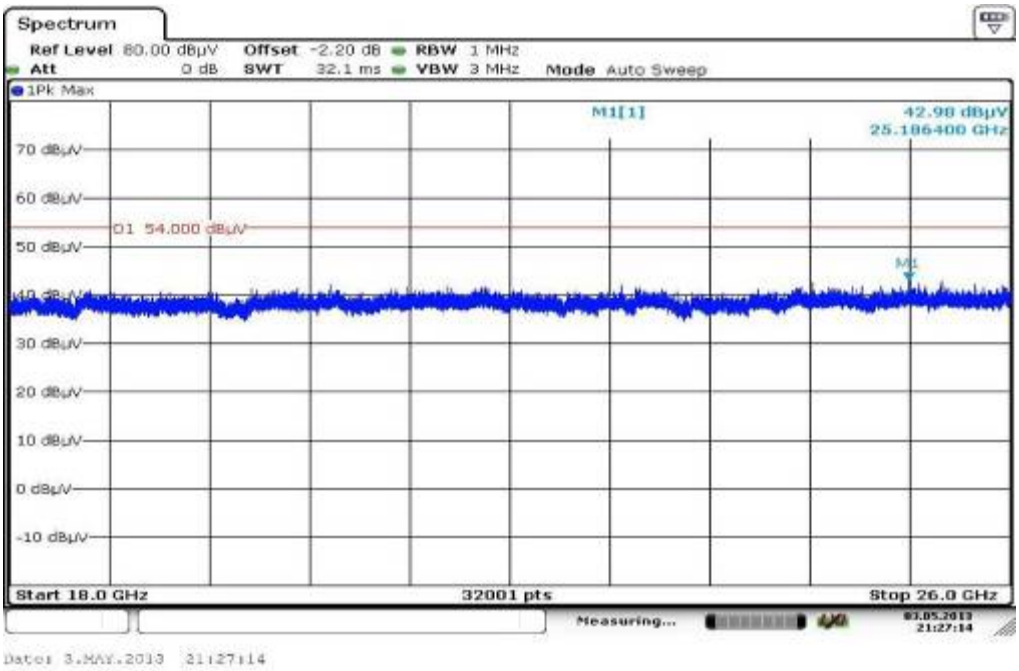

Plot 30: 26 GHz to 40 GHz, 5590 MHz, vertical & horizontal polarization

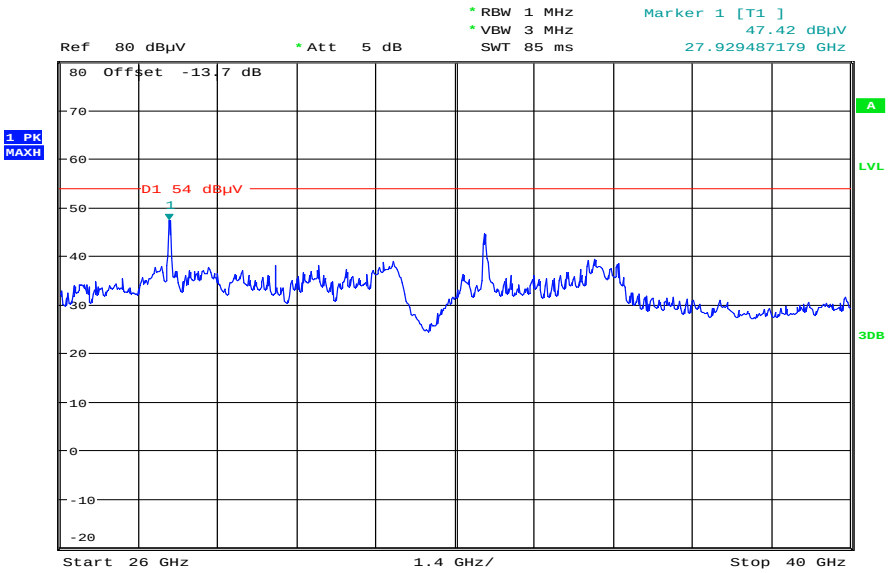

Date: 14.MAY.2013 15:03:01

Plot 31: 30 MHz to 1 GHz, 5670 MHz, vertical & horizontal polarization

Common Information

EUT:	WLANBV2-A + antenna 453564175981
Serial Number:	eval 2
Test Description:	FCC part 15 C class B @ 10 m
Operating Conditions:	wlan n-mode HT40 tx @ 5670MHz
Operator Name:	Wolsdorfer
Comment:	DC 5V

Scan Setup: STAN_Fin [EMI radiated]

Hardware Setup:	Electric Field (NOS)
Receiver:	[ESCI 3]
Level Unit:	dBµV/m

Subrange	Step Size	Detectors	IF BW	Meas. Time	Preamp
30 MHz - 2 GHz	60 kHz	QPK	120 kHz	1 s	20 dB

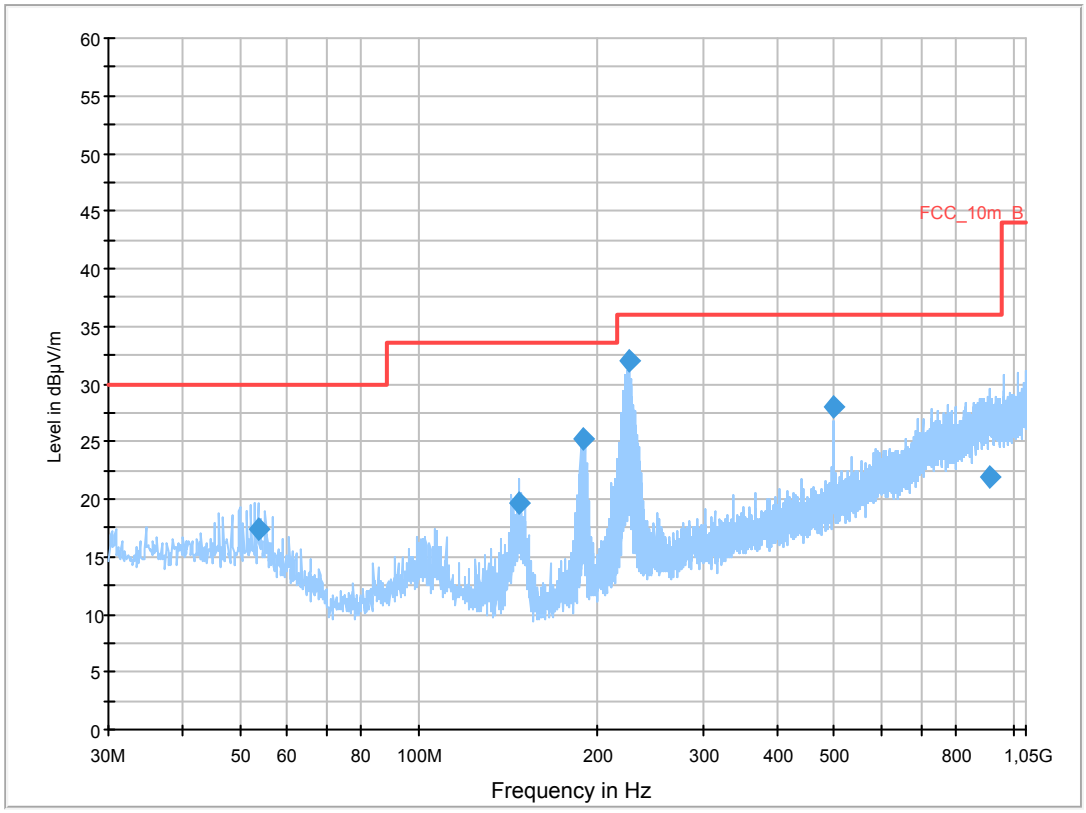

Final Result 1

Frequency (MHz)	QuasiPeak (dBµV/m)	Meas. Time (ms)	Bandwidth (kHz)	Height (cm)	Polarization	Azimuth (deg)	Corr. (dB)	Margin (dB)	Limit (dBµV/m)	Comment
53.641350	17.3	1000.0	120.000	170.0	V	180.0	13.0	12.7	30.0	
147.369300	19.7	1000.0	120.000	121.0	V	268.0	8.9	13.8	33.5	
188.903250	25.3	1000.0	120.000	105.0	V	0.0	11.0	8.2	33.5	
225.169950	32.0	1000.0	120.000	170.0	V	80.0	12.6	4.0	36.0	
499.993800	28.1	1000.0	120.000	170.0	H	10.0	18.7	7.9	36.0	
914.814900	21.9	1000.0	120.000	111.0	V	2.0	25.2	14.1	36.0	

Plot 32: 1 GHz to 12.75 GHz, 5670 MHz, vertical & horizontal polarization

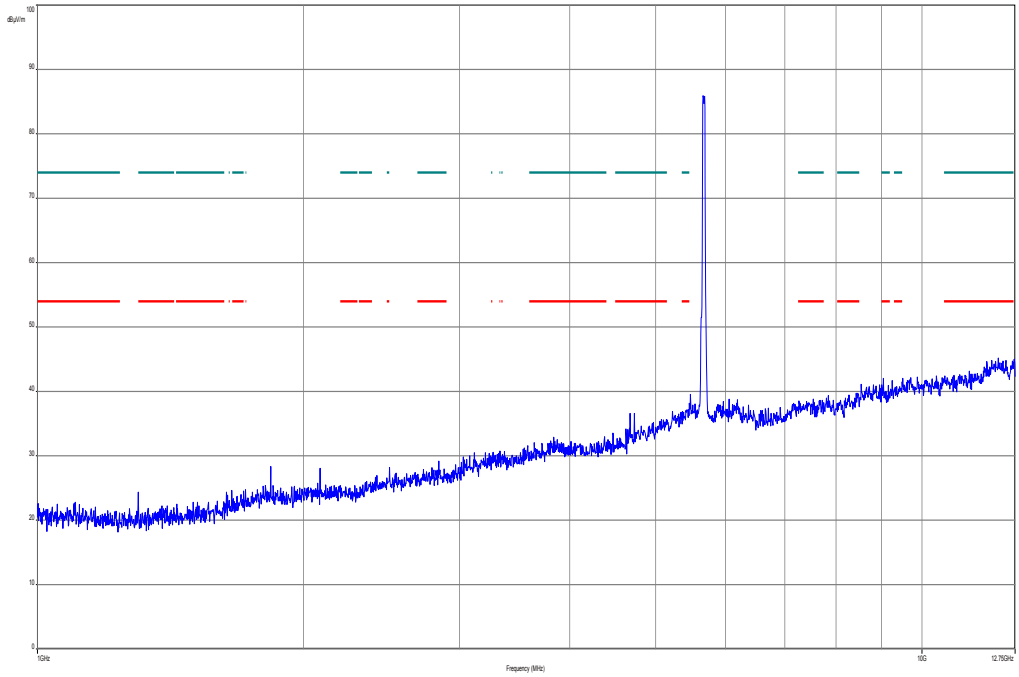

Plot 33: 12 GHz to 18 GHz, 5670 MHz, vertical & horizontal polarization

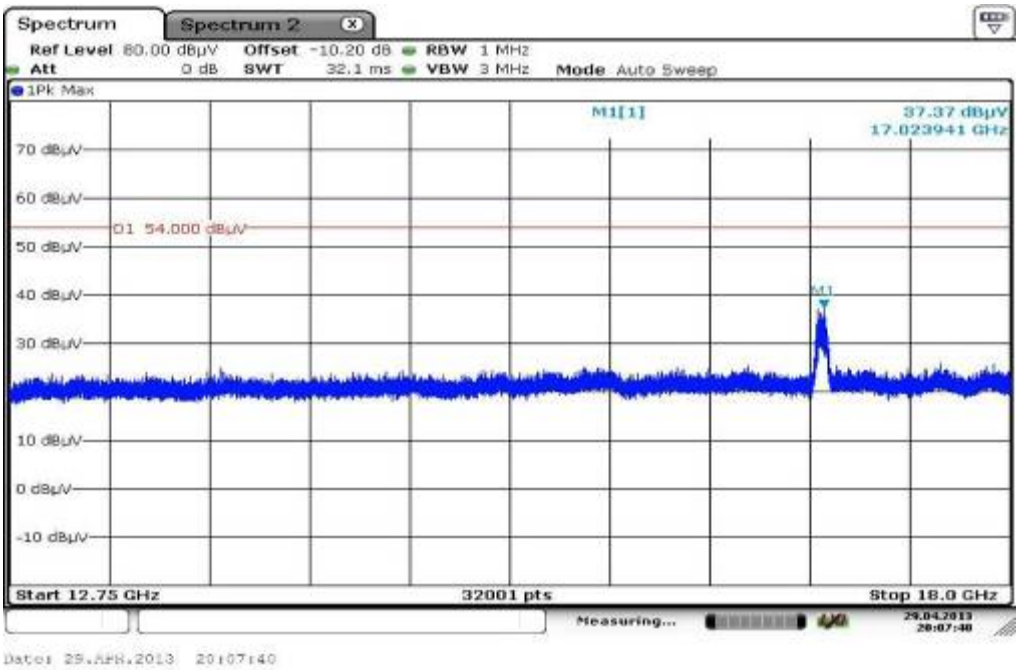

Plot 34: 18 GHz to 26 GHz, 5670 MHz, vertical & horizontal polarization

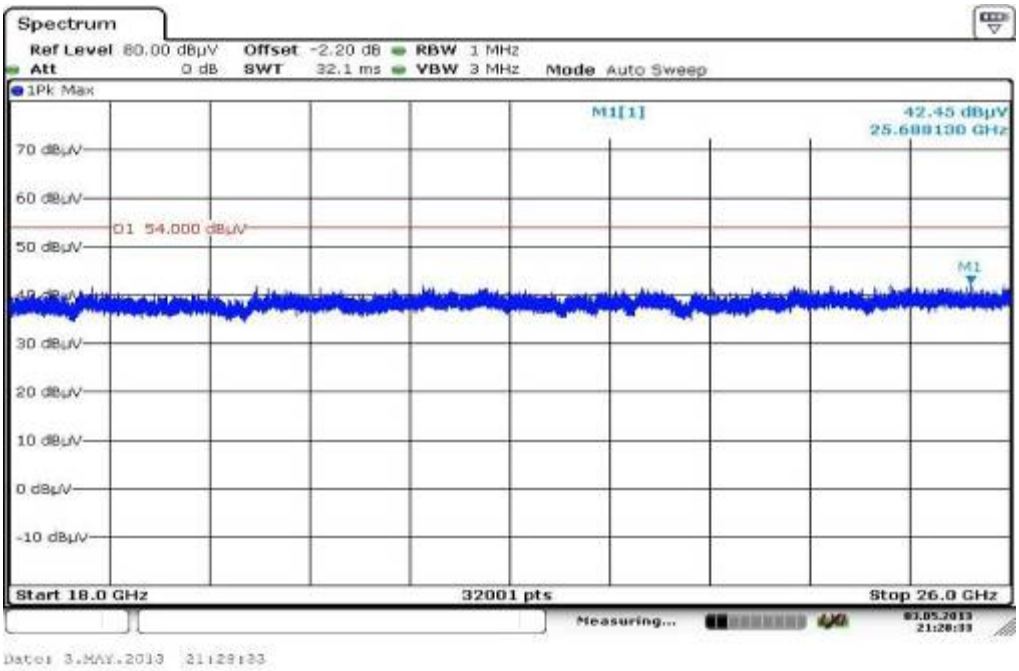

Plot 35: 26 GHz to 40 GHz, 5670 MHz, vertical & horizontal polarization

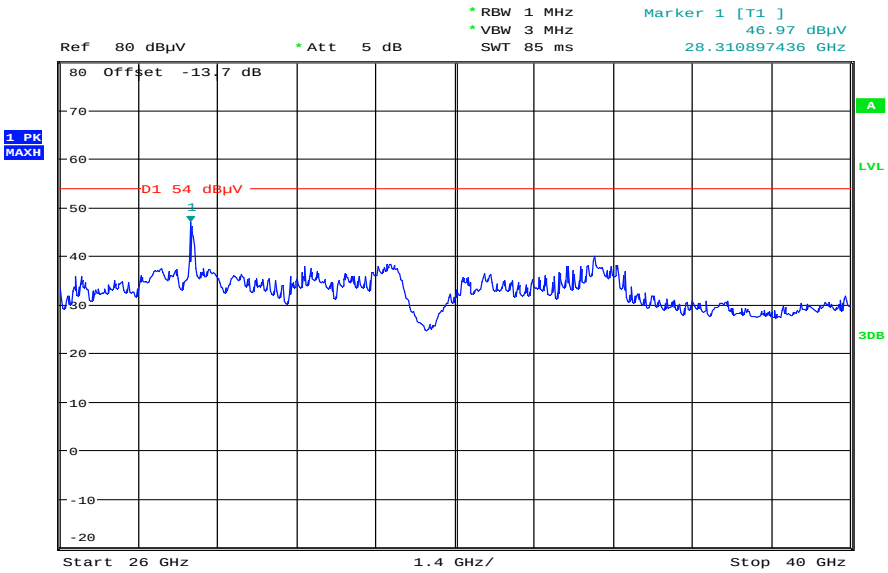

Date: 14.MAY.2013 15:04:32

Antenna 453564271931

Plots: OFDM / a – mode

Plot 1: 30 MHz to 1 GHz, 5180 MHz, vertical & horizontal polarization

Common Information

EUT:	WLANBV2-A + antenna 453564271931
Serial Number:	008092 | 4DF244
Test Description:	FCC part 15 C class B
Operating Conditions:	WLAN a mode tx @ 5180 MHz
Operator Name:	Hennemann
Comment:	DC 5V

Scan Setup: STAN_Fin [EMI radiated]

Hardware Setup:	Electric Field (NOS)
Receiver:	[ESCI 3]
Level Unit:	dBµV/m

Subrange	Step Size	Detectors	IF BW	Meas. Time	Preamp
30 MHz - 2 GHz	60 kHz	QPK	120 kHz	1 s	20 dB

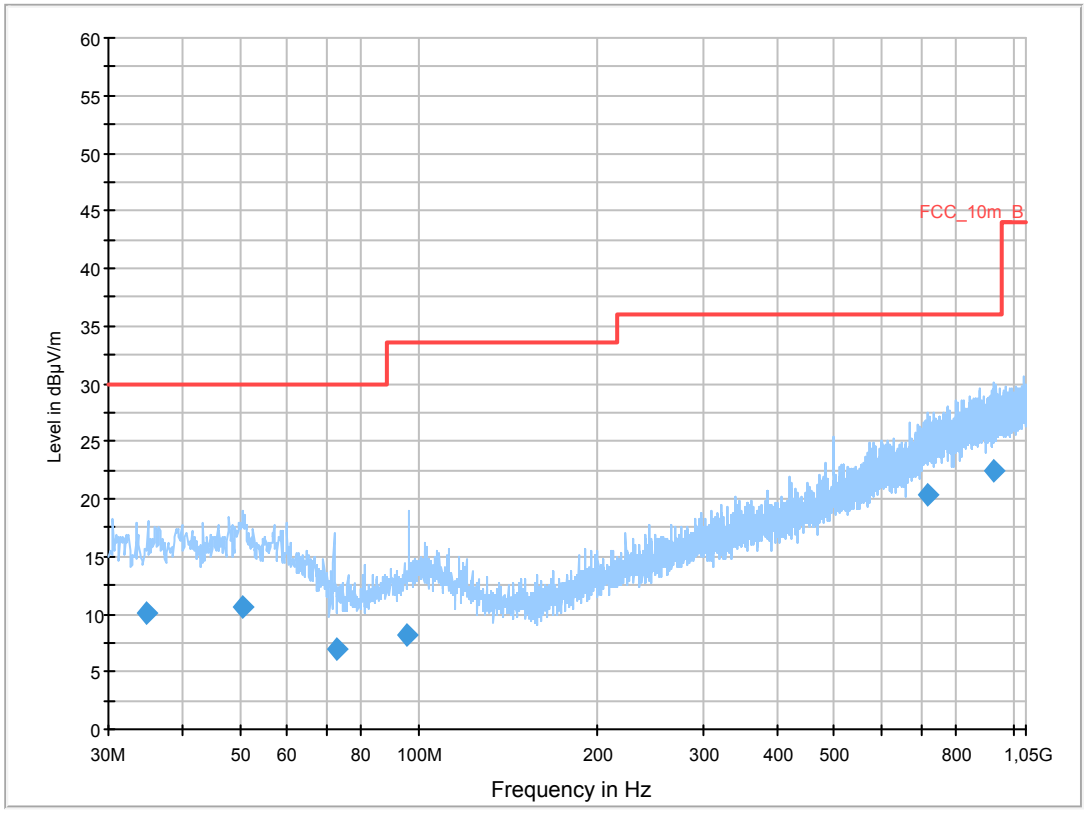

Final Result 1

Frequency (MHz)	QuasiPeak (dBµV/m)	Meas. Time (ms)	Bandwidth (kHz)	Height (cm)	Polarization	Azimuth (deg)	Corr. (dB)	Margin (dB)	Limit (dBµV/m)	Comment
34.664850	10.0	1000.0	120.000	98.0	V	-10.0	13.0	20.0	30.0	
50.442600	10.7	1000.0	120.000	113.0	V	85.0	13.3	19.3	30.0	
72.468450	7.0	1000.0	120.000	170.0	V	93.0	9.2	23.0	30.0	
95.748150	8.1	1000.0	120.000	170.0	V	80.0	11.3	25.4	33.5	
717.381750	20.4	1000.0	120.000	170.0	H	261.0	22.9	15.6	36.0	
929.506350	22.5	1000.0	120.000	170.0	V	190.0	25.3	13.5	36.0	

Plot 2: 1 GHz to 12.75 GHz, 5180 MHz, vertical & horizontal polarization

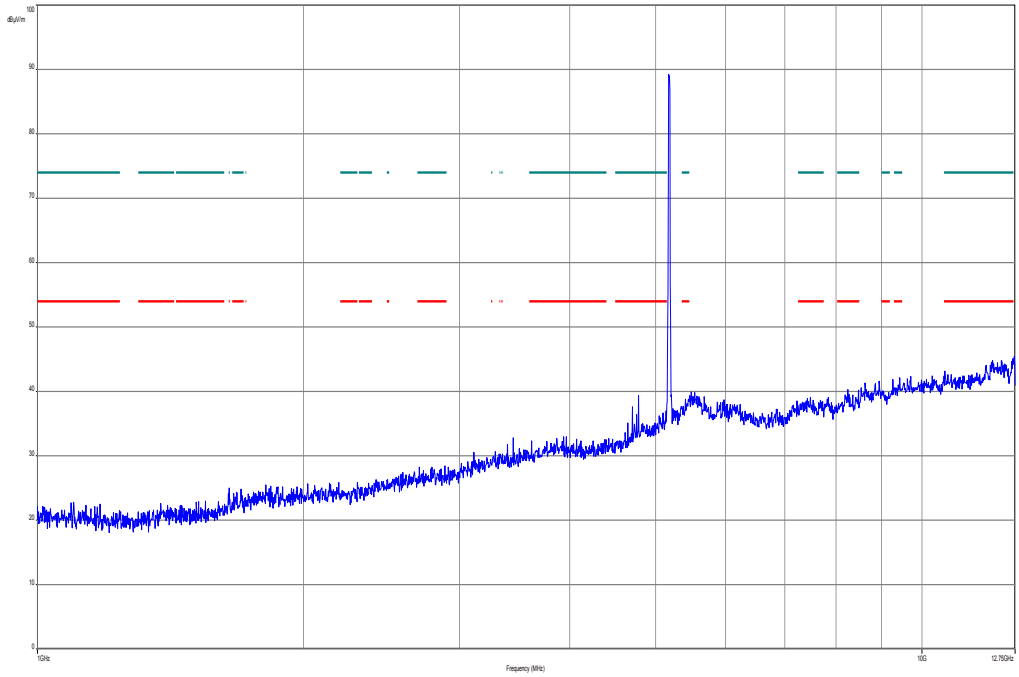

Plot 3: 12 GHz to 18 GHz, 5180 MHz, vertical & horizontal polarization

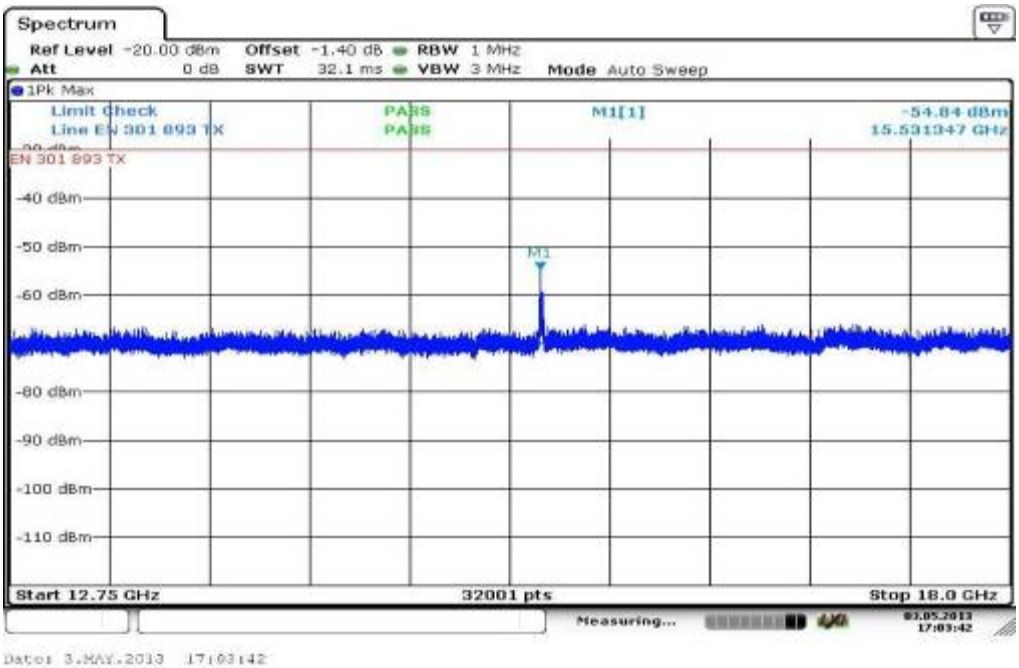

Plot 4: 18 GHz to 26 GHz, 5180 MHz, vertical & horizontal polarization

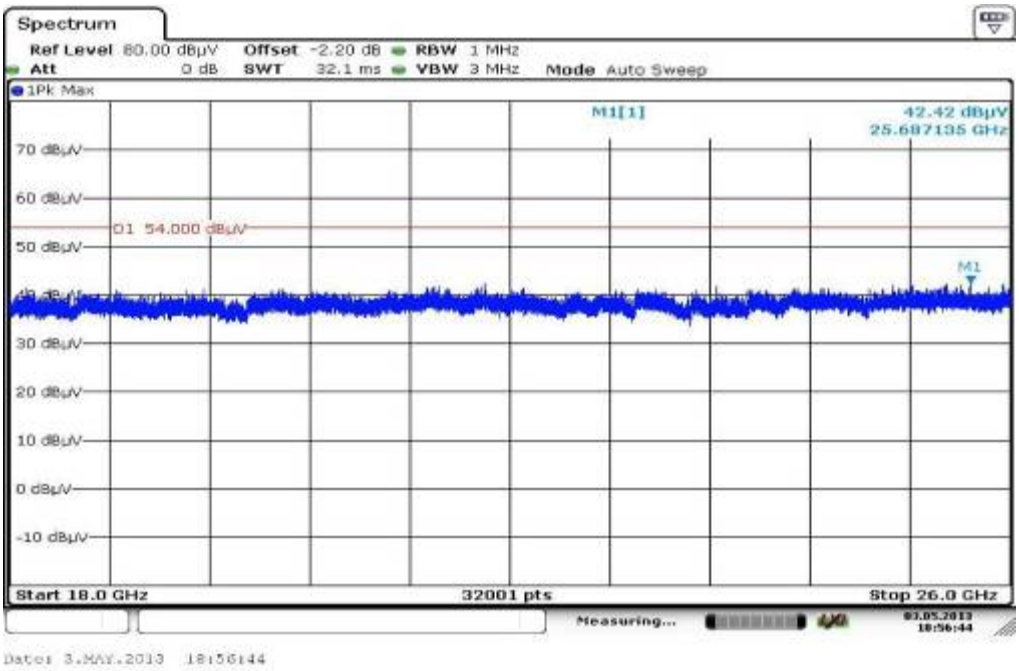

Plot 5: 26 GHz to 40 GHz, 5180 MHz, vertical & horizontal polarization

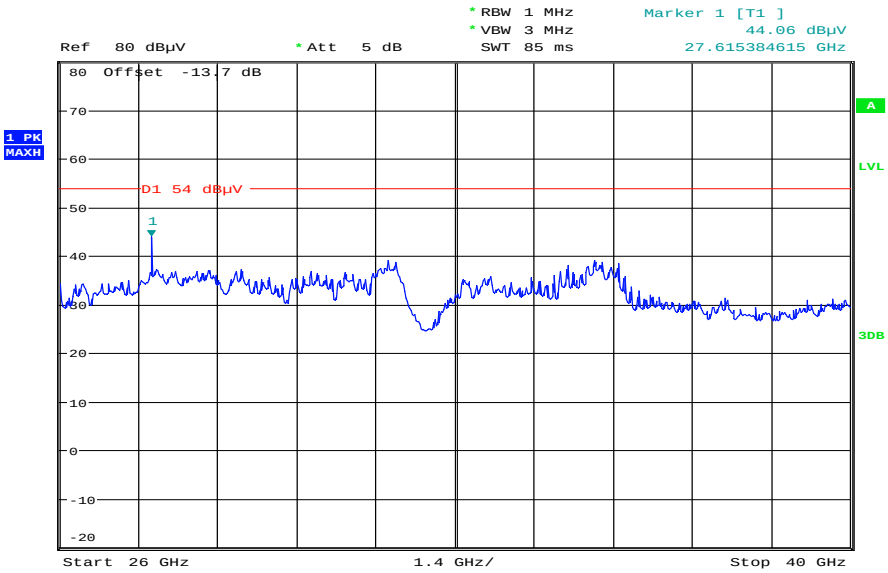

Date: 14.MAY.2013 15:11:51

Plot 6: 30 MHz to 1 GHz, 5240 MHz, vertical & horizontal polarization

Common Information

EUT:	WLANBV2-A + antenna 453564271931
Serial Number:	008092 | 4DF244
Test Description:	FCC part 15 C class B
Operating Conditions:	WLAN a mode tx @ 5240 MHz
Operator Name:	Hennemann
Comment:	DC 5V

Scan Setup: STAN_Fin [EMI radiated]

Hardware Setup:	Electric Field (NOS)
Receiver:	[ESCI 3]
Level Unit:	dBµV/m

Subrange	Step Size	Detectors	IF BW	Meas. Time	Preamp
30 MHz - 2 GHz	60 kHz	QPK	120 kHz	1 s	20 dB

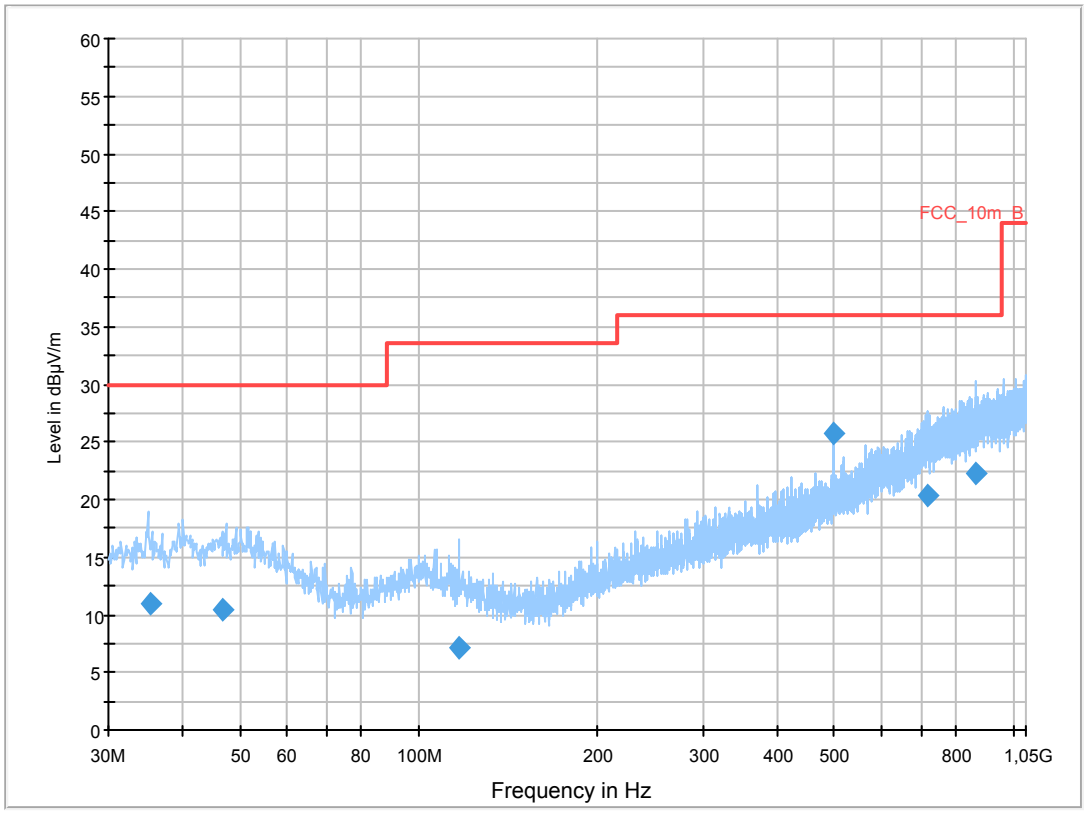

Final Result 1

Frequency (MHz)	QuasiPeak (dBµV/m)	Meas. Time (ms)	Bandwidth (kHz)	Height (cm)	Polarization	Azimuth (deg)	Corr. (dB)	Margin (dB)	Limit (dBµV/m)	Comment
35.416650	11.0	1000.0	120.000	170.0	V	190.0	13.1	19.0	30.0	
46.786050	10.4	1000.0	120.000	170.0	V	280.0	13.3	19.6	30.0	
116.621850	7.2	1000.0	120.000	120.0	V	-5.0	10.5	26.3	33.5	
499.989600	25.7	1000.0	120.000	170.0	H	10.0	18.7	10.3	36.0	
715.874700	20.3	1000.0	120.000	170.0	V	268.0	22.9	15.7	36.0	
866.218950	22.2	1000.0	120.000	170.0	H	80.0	24.8	13.8	36.0	

Plot 7: 1 GHz to 12.75 GHz, 5240 MHz, vertical & horizontal polarization

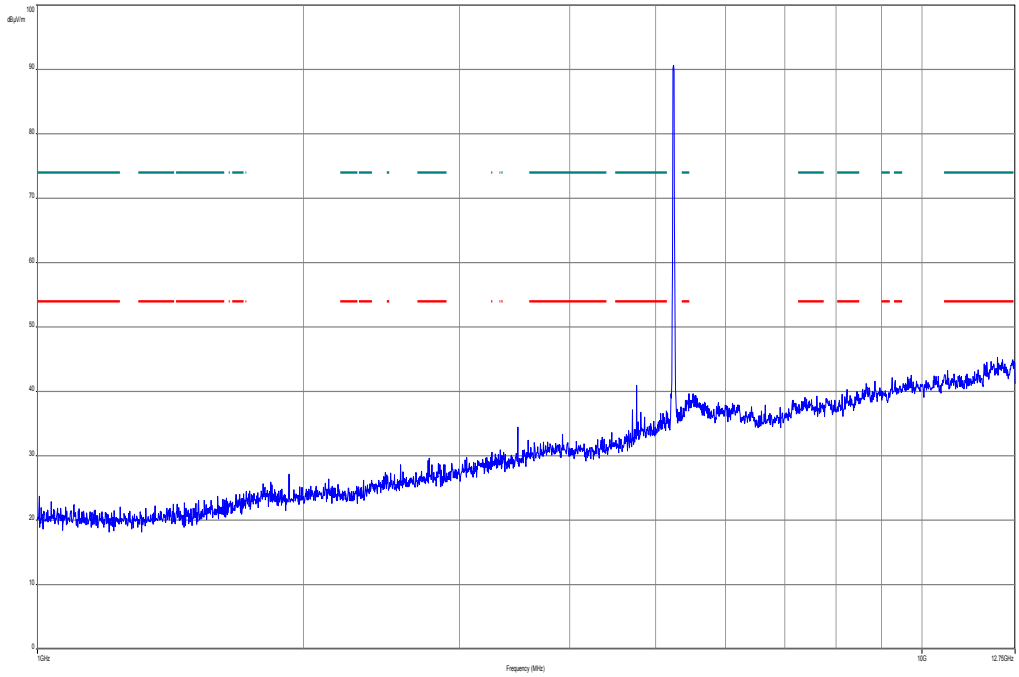

Plot 8: 12 GHz to 18 GHz, 5240 MHz, vertical & horizontal polarization

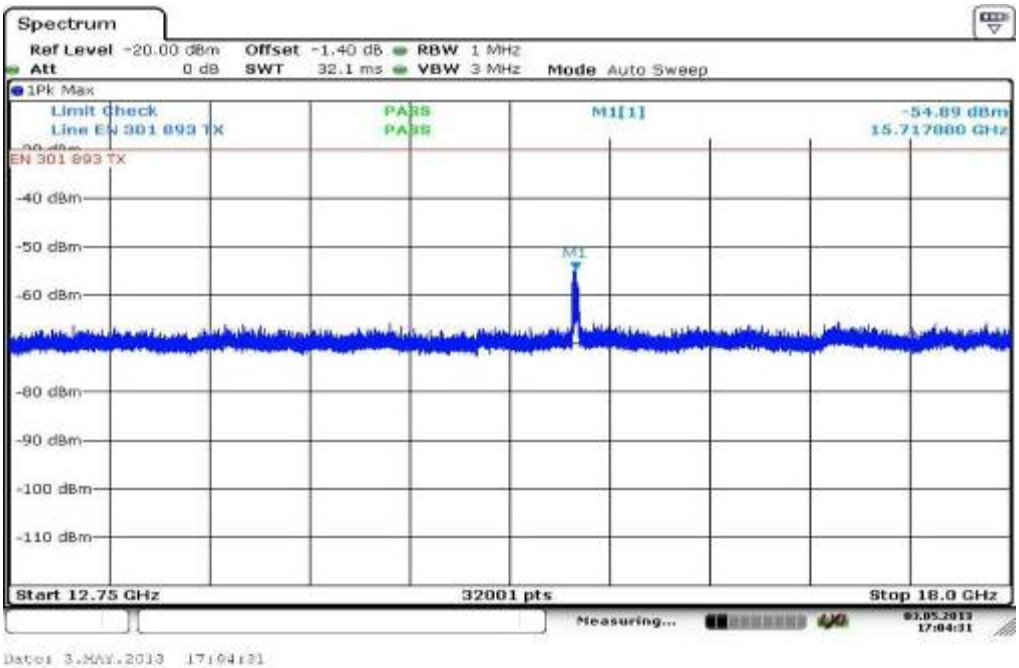

Plot 9: 18 GHz to 26 GHz, 5240 MHz, vertical & horizontal polarization

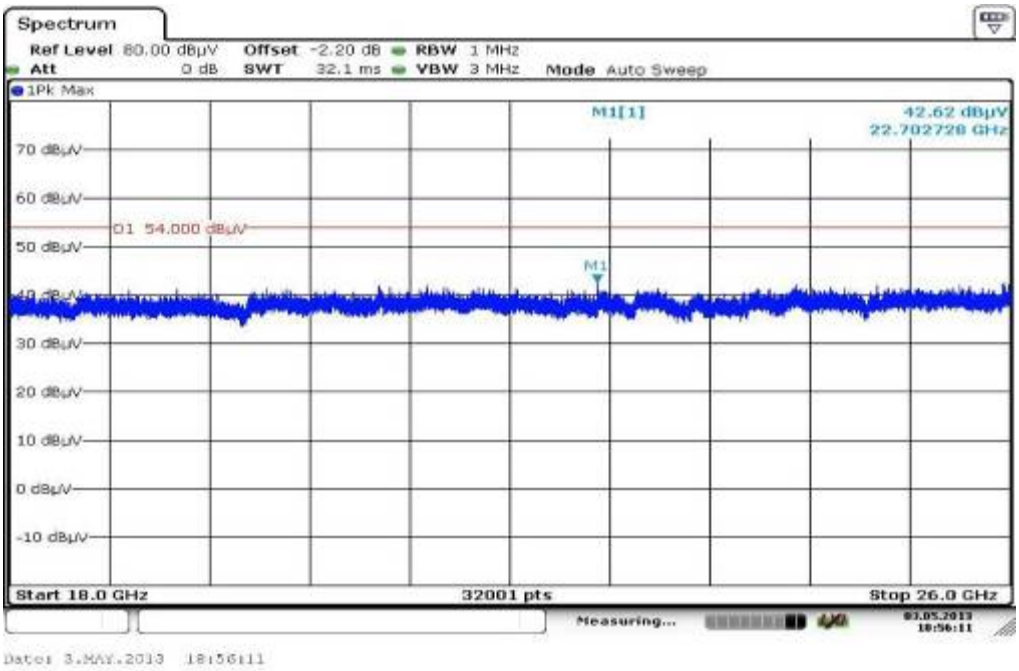

Plot 10: 26 GHz to 40 GHz, 5240 MHz, vertical & horizontal polarization

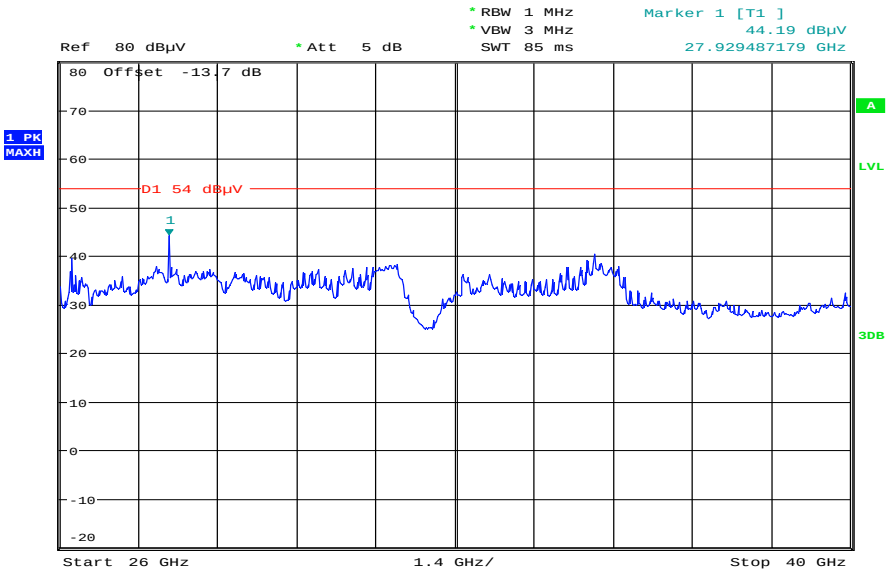

Date: 14.MAY.2013 15:12:49

Plot 11: 30 MHz to 1 GHz, 5260 MHz, vertical & horizontal polarization

Common Information

EUT:	WLANBV2-A + antenna 453564271931
Serial Number:	008092 | 4DF244
Test Description:	FCC part 15 C class B
Operating Conditions:	cont. TX a-mode 5260MHz
Operator Name:	Hennemann
Comment:	DC 5V

Scan Setup: STAN_Fin [EMI radiated]

Hardware Setup:	Electric Field (NOS)
Receiver:	[ESCI 3]
Level Unit:	dBµV/m

Subrange	Step Size	Detectors	IF BW	Meas. Time	Preamp
30 MHz - 2 GHz	60 kHz	QPK	120 kHz	1 s	20 dB

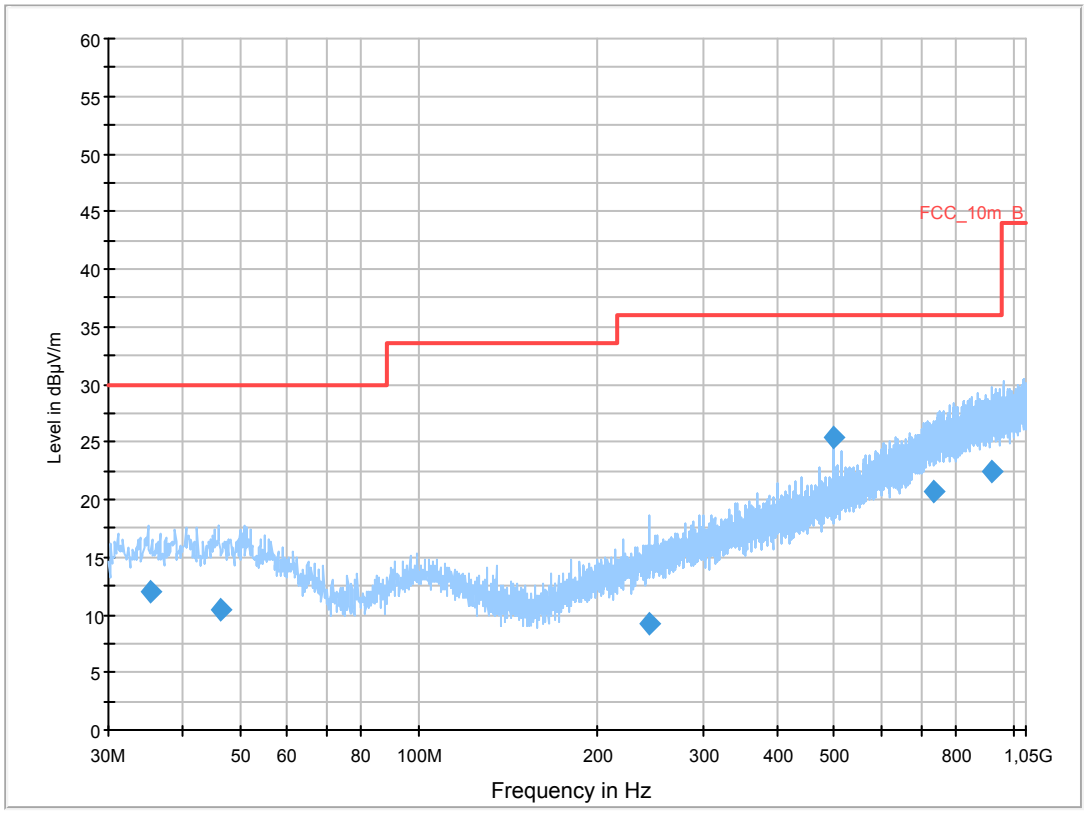

Final Result 1

Frequency (MHz)	QuasiPeak (dBµV/m)	Meas. Time (ms)	Bandwidth (kHz)	Height (cm)	Polarization	Azimuth (deg)	Corr. (dB)	Margin (dB)	Limit (dBµV/m)	Comment
35.447400	12.0	1000.0	120.000	162.0	V	178.0	13.1	18.0	30.0	
46.213800	10.4	1000.0	120.000	170.0	H	273.0	13.3	19.6	30.0	
243.523650	9.1	1000.0	120.000	170.0	V	182.0	13.1	26.9	36.0	
500.018100	25.5	1000.0	120.000	170.0	H	10.0	18.7	10.5	36.0	
733.879500	20.7	1000.0	120.000	170.0	V	100.0	23.3	15.3	36.0	
918.240600	22.5	1000.0	120.000	98.0	V	280.0	25.3	13.5	36.0	

Plot 12: 1 GHz to 12.75 GHz, 5260 MHz, vertical & horizontal polarization

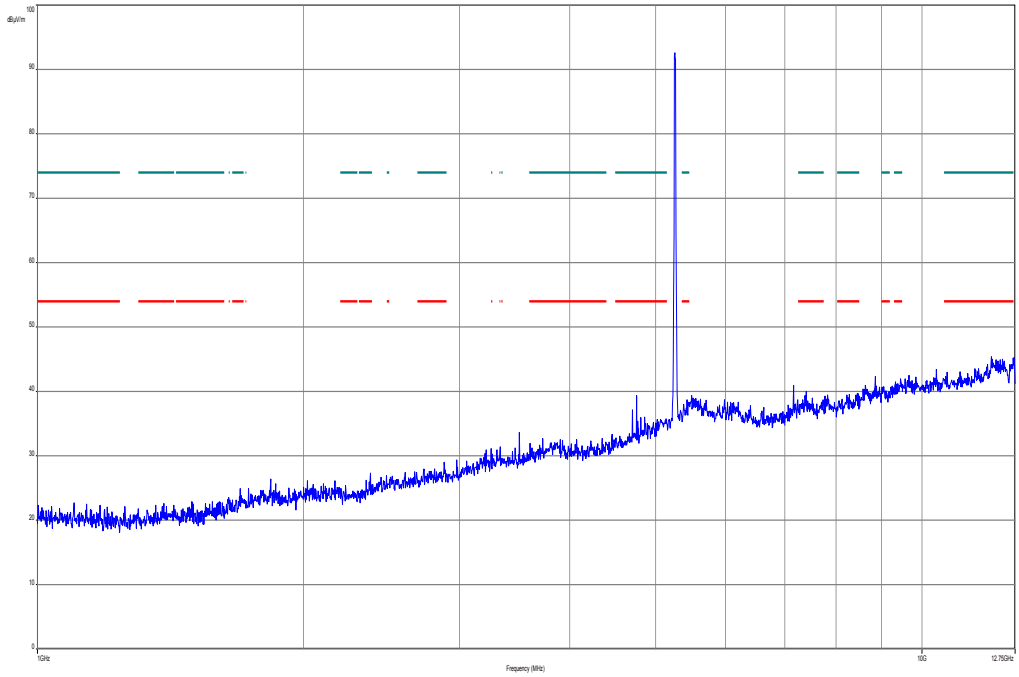

Plot 13: 12 GHz to 18 GHz, 5260 MHz, vertical & horizontal polarization

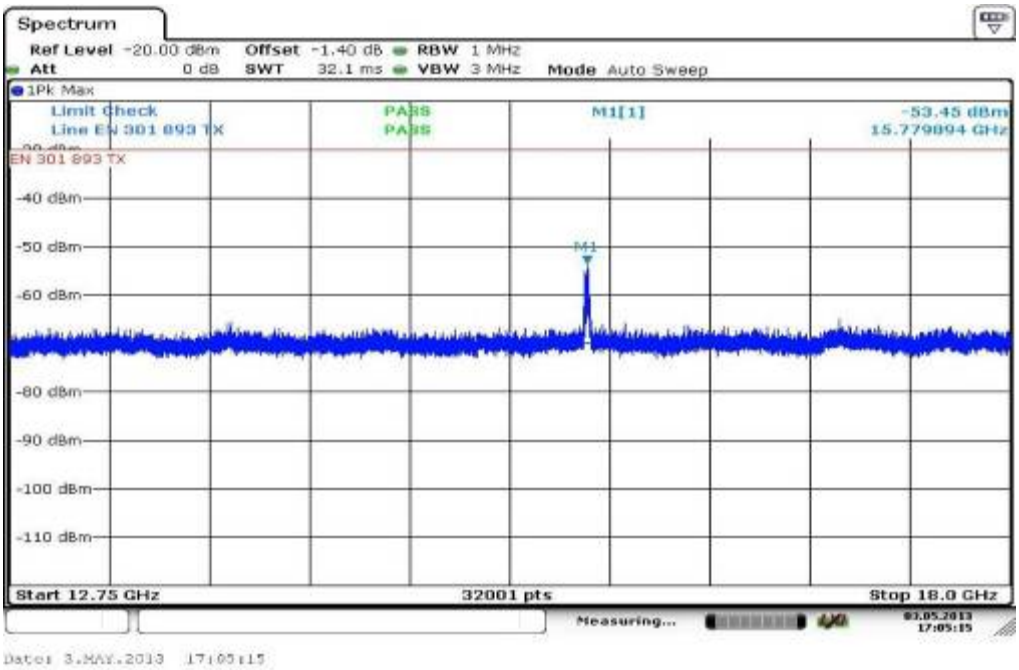

Plot 14: 18 GHz to 26 GHz, 5260 MHz, vertical & horizontal polarization

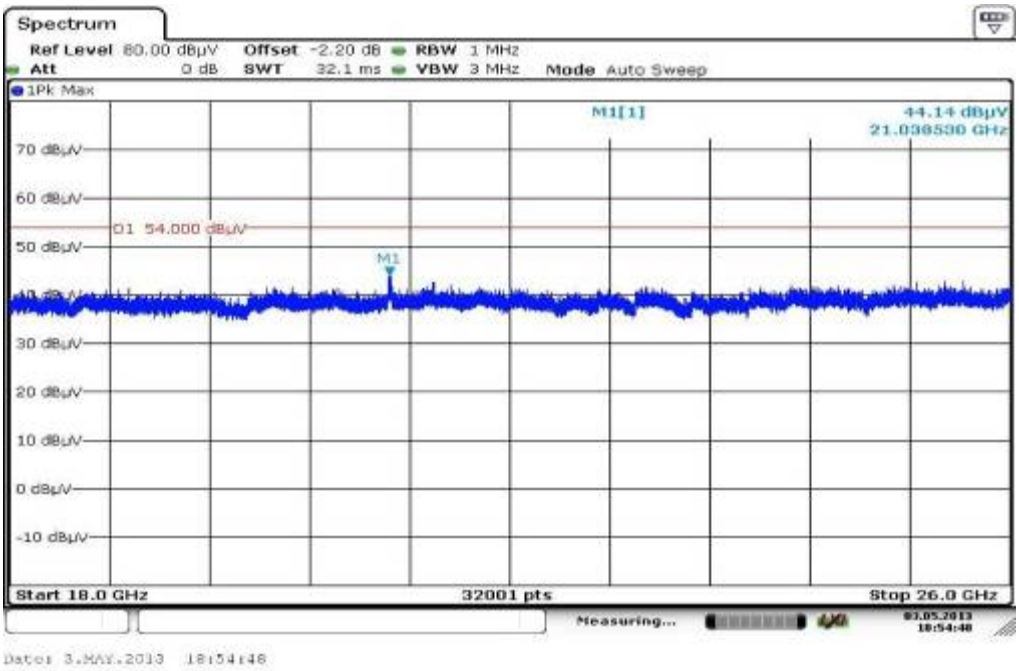

Plot 15: 26 GHz to 40 GHz, 5260 MHz, vertical & horizontal polarization

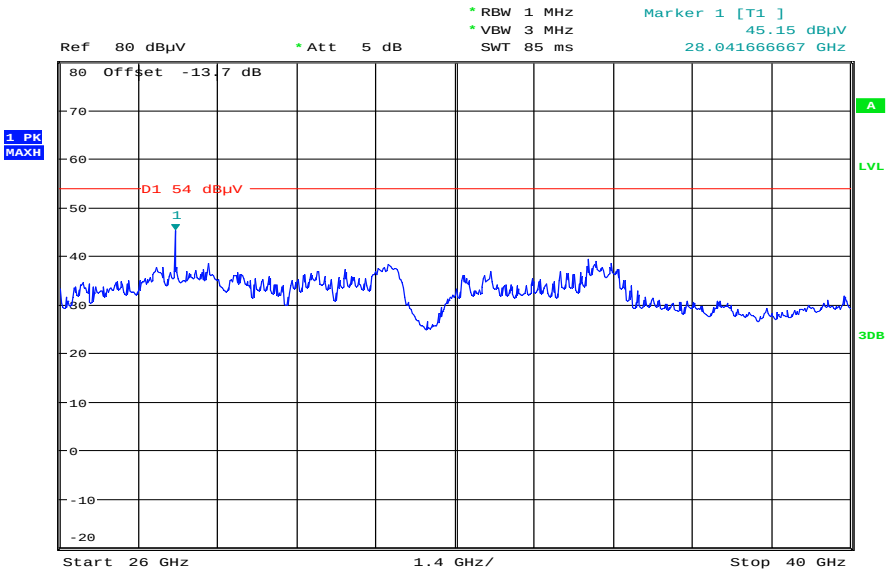

Plot 16: 30 MHz to 1 GHz, 5320 MHz, vertical & horizontal polarization

Common Information

EUT:	WLANBV2-A + antenna 453564271931
Serial Number:	008092 | 4DF244
Test Description:	FCC part 15 C class B
Operating Conditions:	cont. TX a-mode 5320MHz
Operator Name:	Hennemann
Comment:	DC 5V

Scan Setup: STAN_Fin [EMI radiated]

Hardware Setup:	Electric Field (NOS)
Receiver:	[ESCI 3]
Level Unit:	dBµV/m

Subrange	Step Size	Detectors	IF BW	Meas. Time	Preamp
30 MHz - 2 GHz	60 kHz	QPK	120 kHz	1 s	20 dB

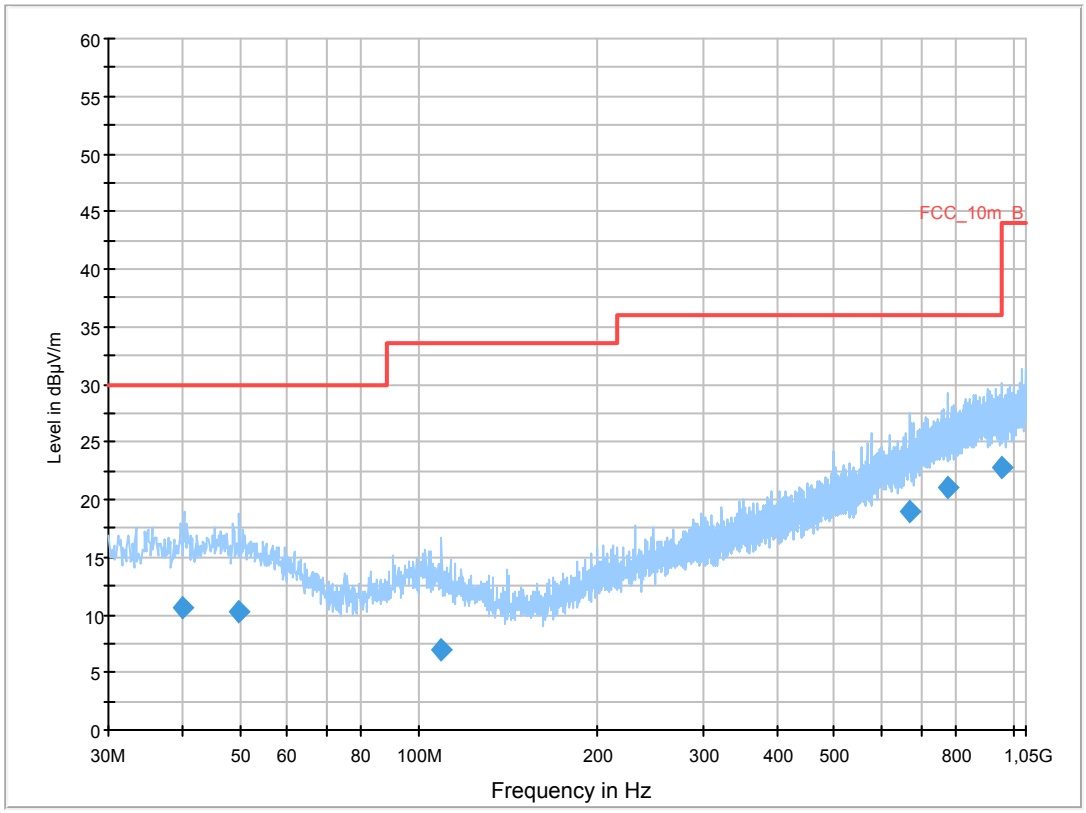

Final Result 1

Frequency (MHz)	QuasiPeak (dBµV/m)	Meas. Time (ms)	Bandwidth (kHz)	Height (cm)	Polarization	Azimuth (deg)	Corr. (dB)	Margin (dB)	Limit (dBµV/m)	Comment
40.025100	10.6	1000.0	120.000	122.0	H	100.0	13.4	19.4	30.0	
49.513200	10.3	1000.0	120.000	104.0	V	-2.0	13.4	19.7	30.0	
109.207350	7.0	1000.0	120.000	170.0	V	170.0	11.1	26.5	33.5	
667.771200	19.0	1000.0	120.000	170.0	H	280.0	21.6	17.0	36.0	
775.106100	21.0	1000.0	120.000	170.0	H	280.0	23.7	15.0	36.0	
955.047150	22.7	1000.0	120.000	98.0	H	100.0	25.4	13.3	36.0	

Plot 17: 1 GHz to 12.75 GHz, 5320 MHz, vertical & horizontal polarization

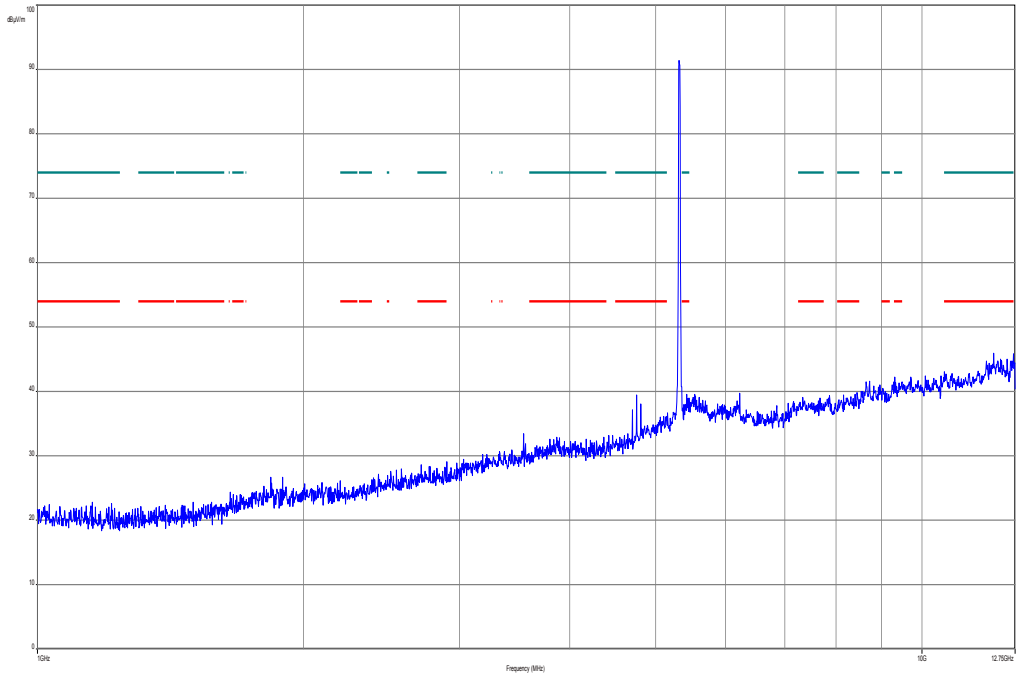

Plot 18: 12 GHz to 18 GHz, 5320 MHz, vertical & horizontal polarization

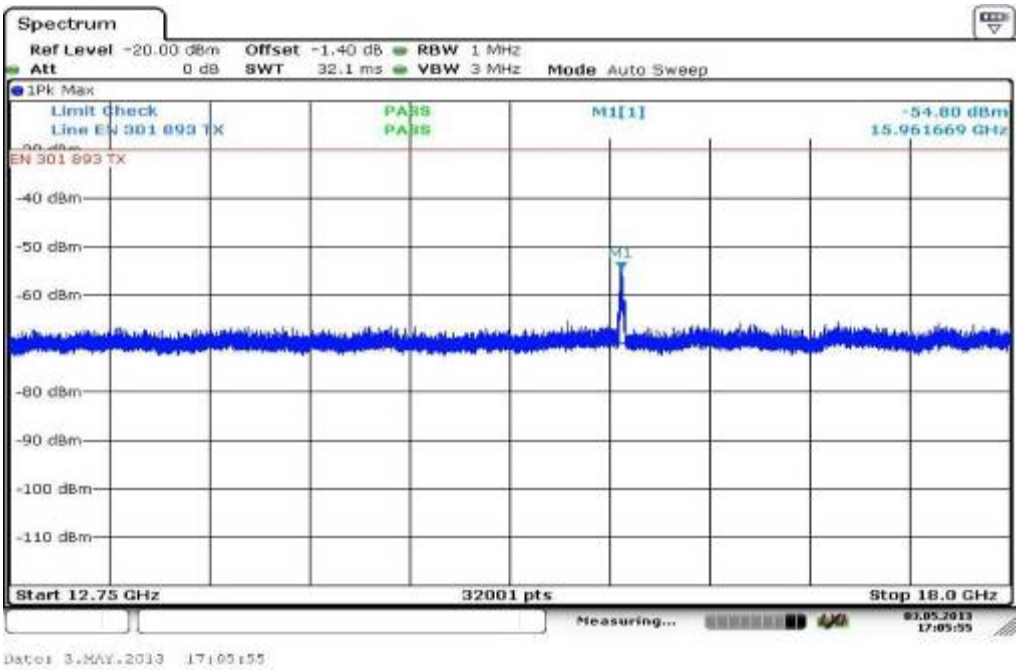

Plot 19: 18 GHz to 26 GHz, 5320 MHz, vertical & horizontal polarization

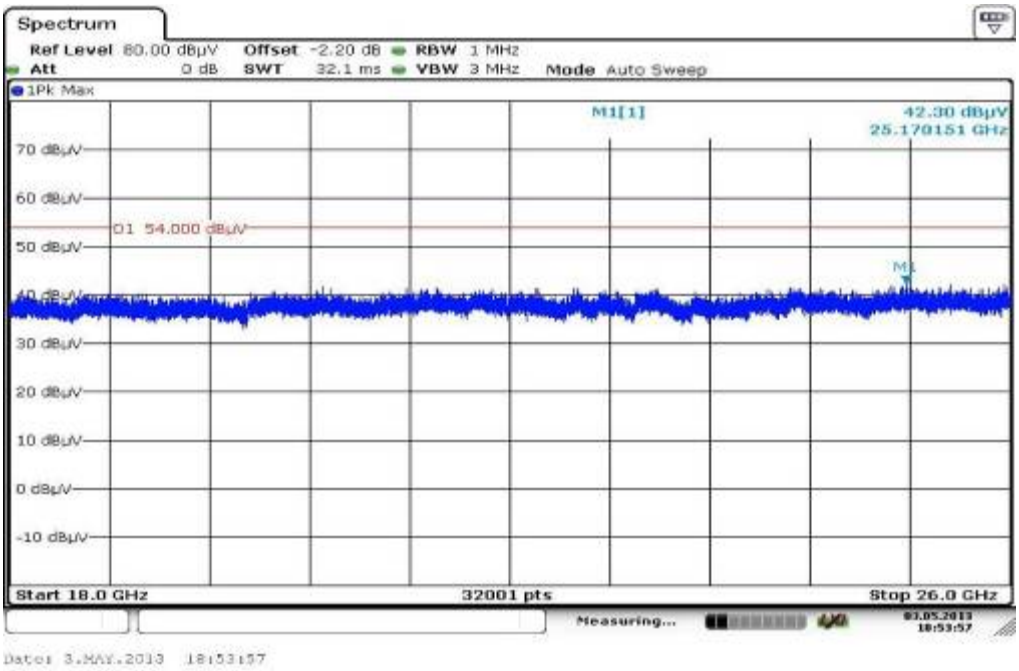

Plot 20: 26 GHz to 40 GHz, 5320 MHz, vertical & horizontal polarization

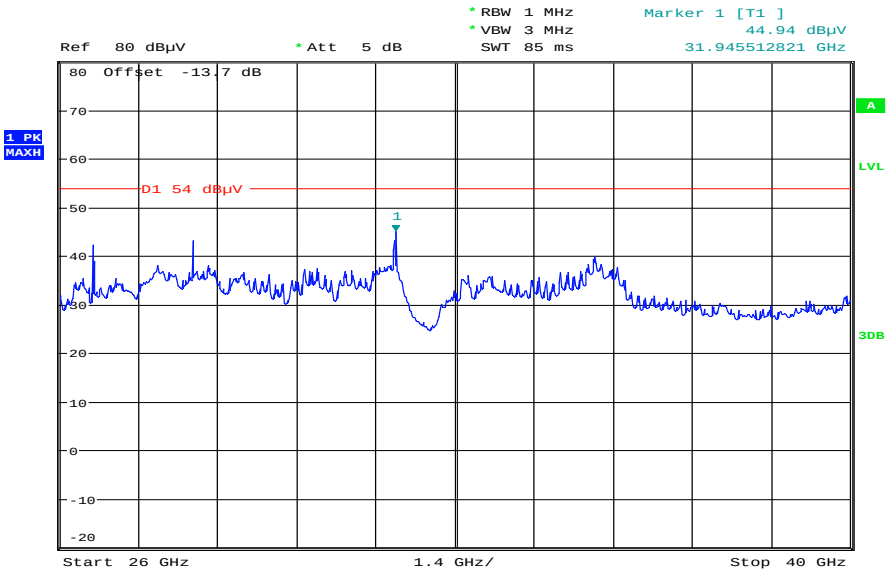

Date: 14.MAY.2013 15:14:44

Plot 21: 30 MHz to 1 GHz, 5500 MHz, vertical & horizontal polarization

Common Information

EUT:	WLANBV2-A + antenna 453564271931
Serial Number:	008092
Test Description:	FCC part 15 C class B
Operating Conditions:	WLAN a mode tx @ 5500 MHz
Operator Name:	Hennemann
Comment:	DC 5V

Scan Setup: STAN_Fin [EMI radiated]

Hardware Setup:	Electric Field (NOS)
Receiver:	[ESCI 3]
Level Unit:	dBµV/m

Subrange	Step Size	Detectors	IF BW	Meas. Time	Preamp
30 MHz - 2 GHz	60 kHz	QPK	120 kHz	1 s	20 dB

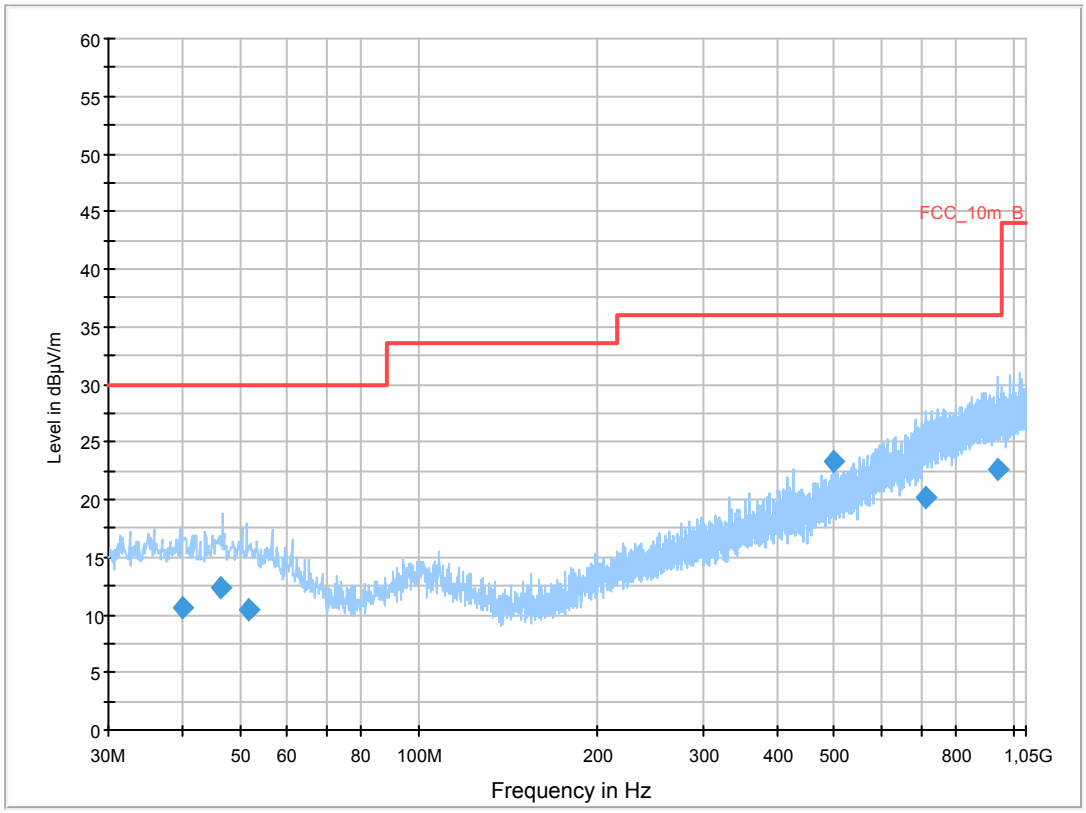

Final Result 1

Frequency (MHz)	QuasiPeak (dBµV/m)	Meas. Time (ms)	Bandwidth (kHz)	Height (cm)	Polarization	Azimuth (deg)	Corr. (dB)	Margin (dB)	Limit (dBµV/m)	Comment
39.876300	10.6	1000.0	120.000	105.0	V	10.0	13.4	19.4	30.0	
46.455450	12.3	1000.0	120.000	98.0	V	10.0	13.3	17.7	30.0	
51.672750	10.5	1000.0	120.000	122.0	V	85.0	13.2	19.5	30.0	
499.980450	23.3	1000.0	120.000	98.0	V	280.0	18.7	12.7	36.0	
713.704500	20.2	1000.0	120.000	98.0	V	171.0	22.8	15.8	36.0	
940.446600	22.5	1000.0	120.000	170.0	H	183.0	25.3	13.5	36.0	

Plot 22: 1 GHz to 12.75 GHz, 5500 MHz, vertical & horizontal polarization

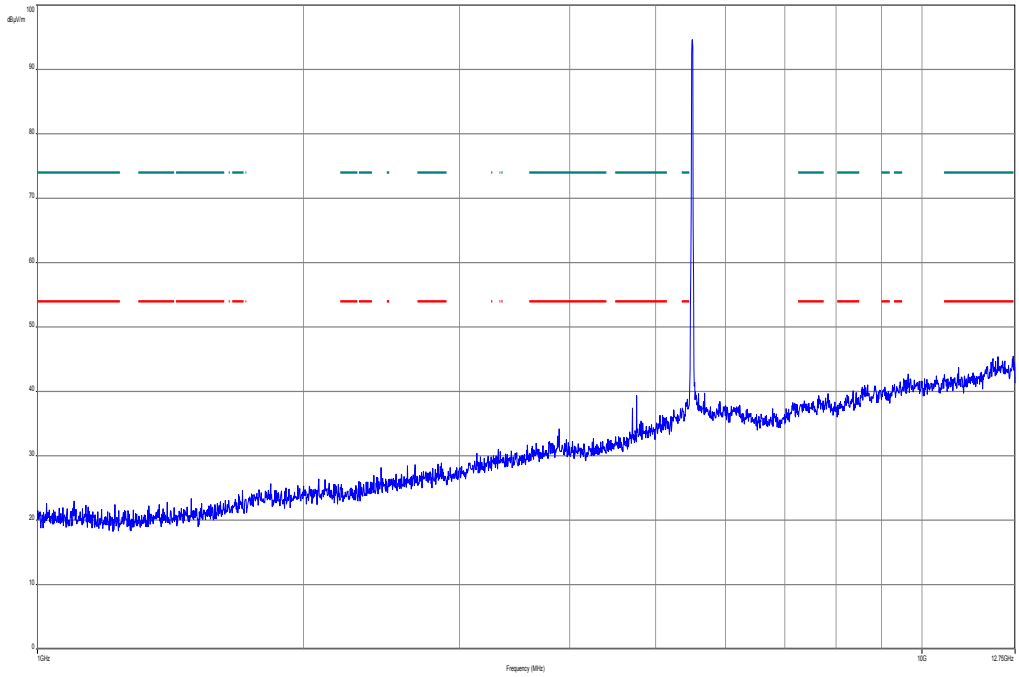

Plot 23: 12 GHz to 18 GHz, 5500 MHz, vertical & horizontal polarization

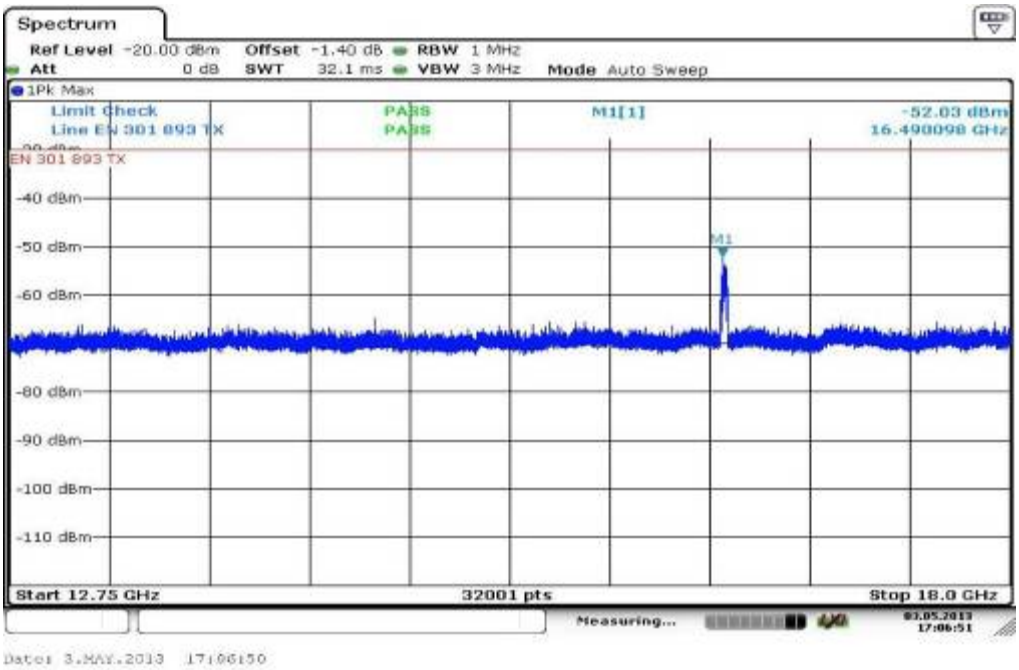

Plot 24: 18 GHz to 26 GHz, 5500 MHz, vertical & horizontal polarization

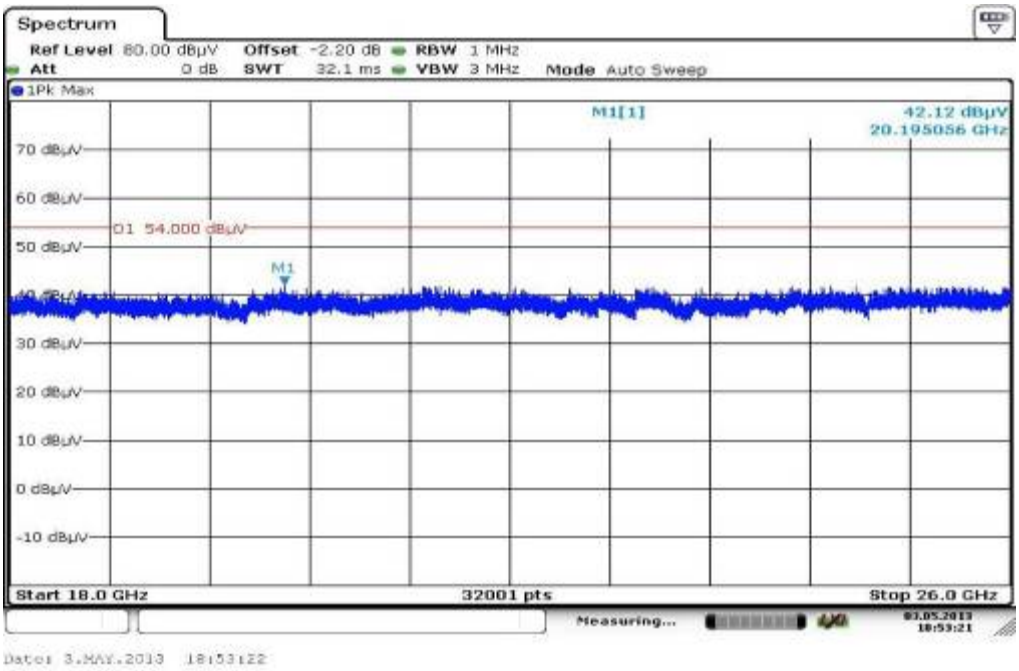

Plot 25: 26 GHz to 40 GHz, 5500 MHz, vertical & horizontal polarization

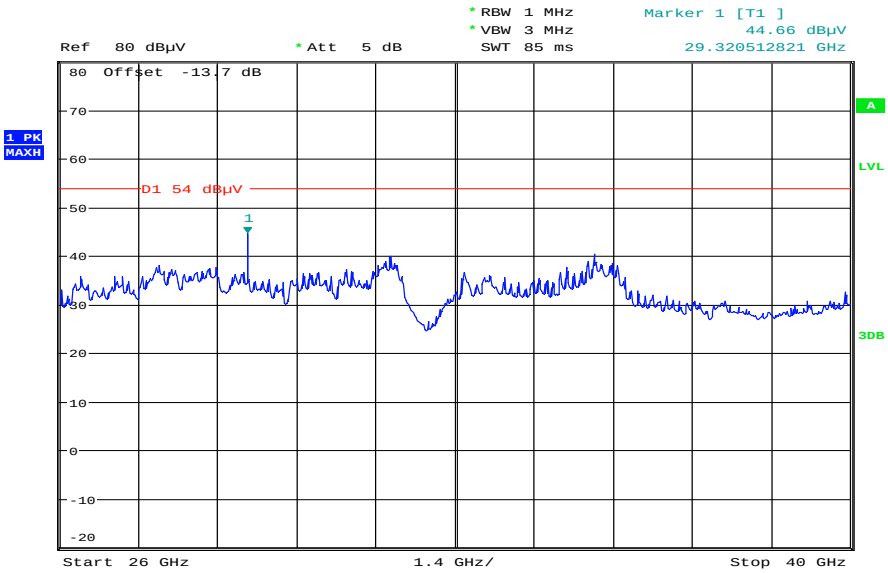

Date: 14.MAY.2013 15:15:30

Plot 26: 30 MHz to 1 GHz, 5600 MHz, vertical & horizontal polarization

Common Information

EUT:	WLANBV2-A + antenna 453564271931
Serial Number:	008092
Test Description:	FCC part 15 C class B
Operating Conditions:	WLAN a mode tx @ 5600 MHz
Operator Name:	Hennemann
Comment:	DC 5V

Scan Setup: STAN_Fin [EMI radiated]

Hardware Setup:	Electric Field (NOS)
Receiver:	[ESCI 3]
Level Unit:	dBµV/m

Subrange	Step Size	Detectors	IF BW	Meas. Time	Preamp
30 MHz - 2 GHz	60 kHz	QPK	120 kHz	1 s	20 dB

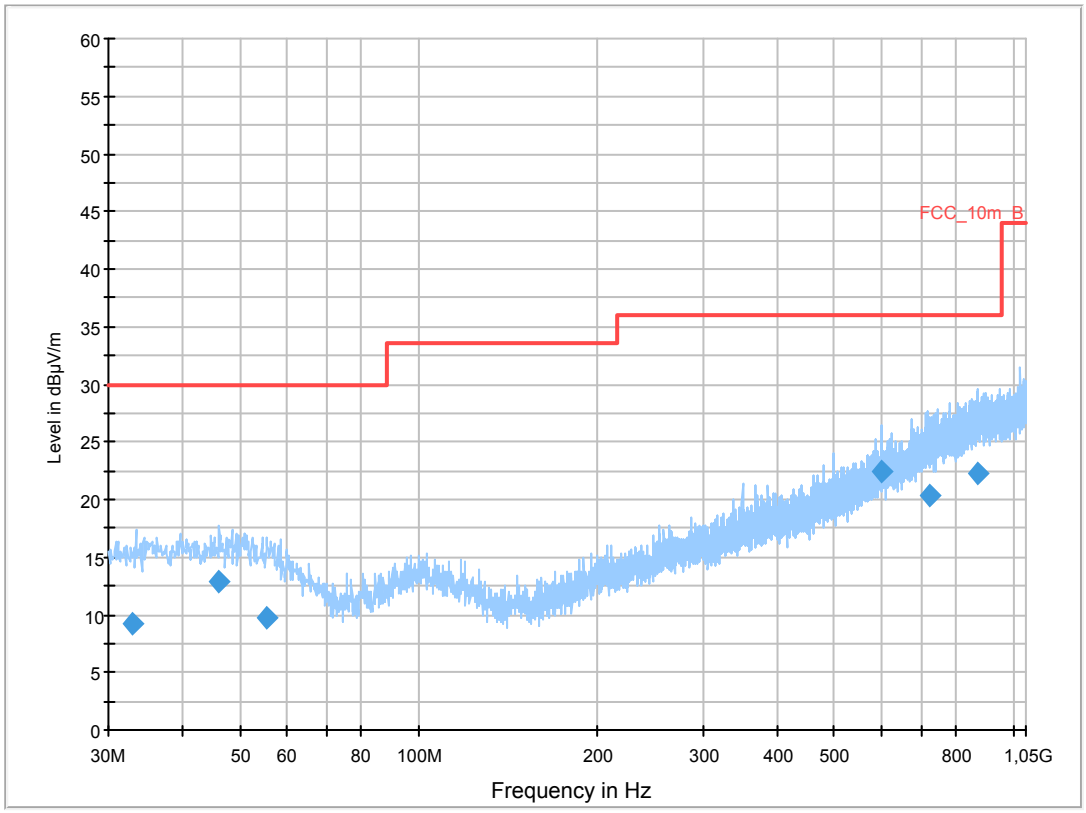

Final Result 1

Frequency (MHz)	QuasiPeak (dBµV/m)	Meas. Time (ms)	Bandwidth (kHz)	Height (cm)	Polarization	Azimuth (deg)	Corr. (dB)	Margin (dB)	Limit (dBµV/m)	Comment
33.041700	9.3	1000.0	120.000	170.0	V	170.0	12.8	20.7	30.0	
46.084650	12.9	1000.0	120.000	112.0	V	280.0	13.3	17.1	30.0	
55.252200	9.7	1000.0	120.000	113.0	V	-5.0	12.8	20.3	30.0	
599.991150	22.5	1000.0	120.000	170.0	H	10.0	20.8	13.5	36.0	
720.625650	20.3	1000.0	120.000	170.0	H	190.0	23.0	15.7	36.0	
868.900650	22.3	1000.0	120.000	170.0	H	10.0	24.8	13.7	36.0	

Plot 27: 1 GHz to 12.75 GHz, 5600 MHz, vertical & horizontal polarization

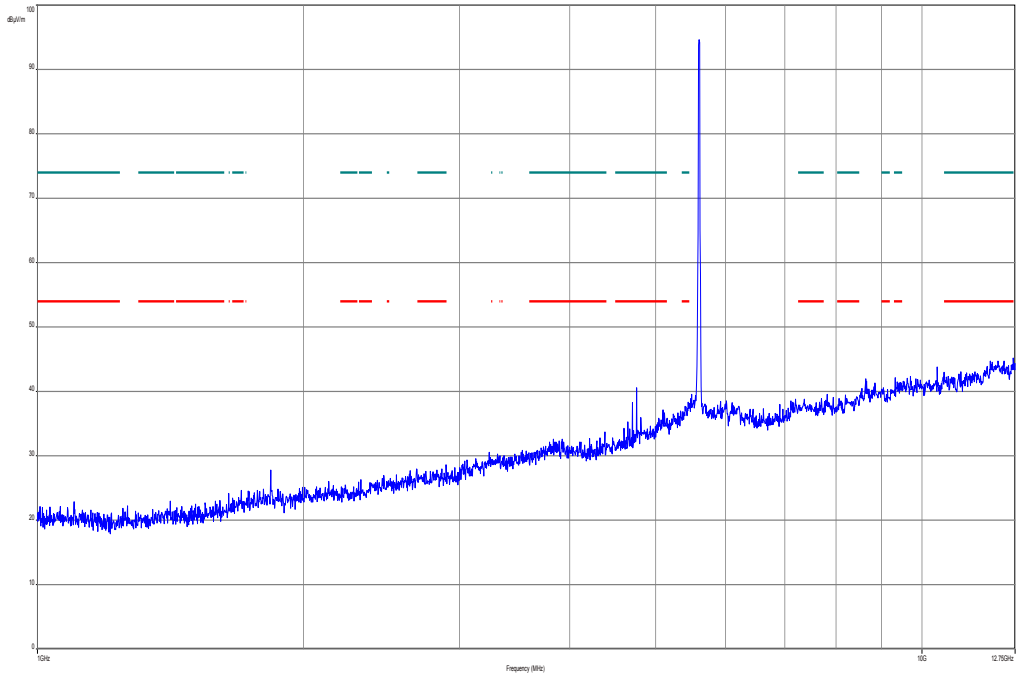

Plot 28: 12 GHz to 18 GHz, 5600 MHz, vertical & horizontal polarization

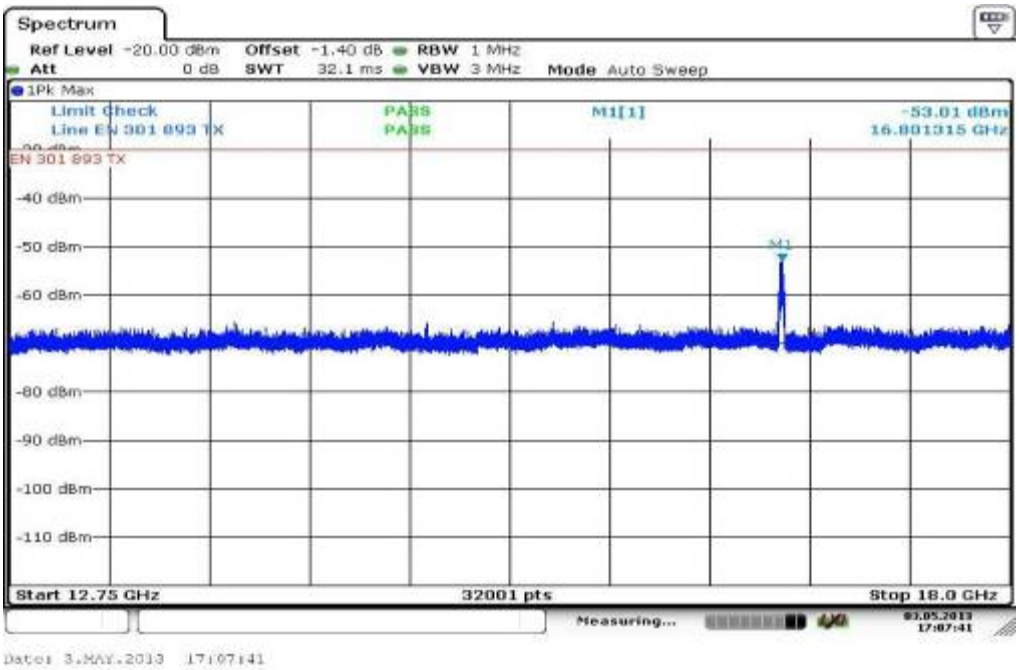

Plot 29: 18 GHz to 26 GHz, 5600 MHz, vertical & horizontal polarization

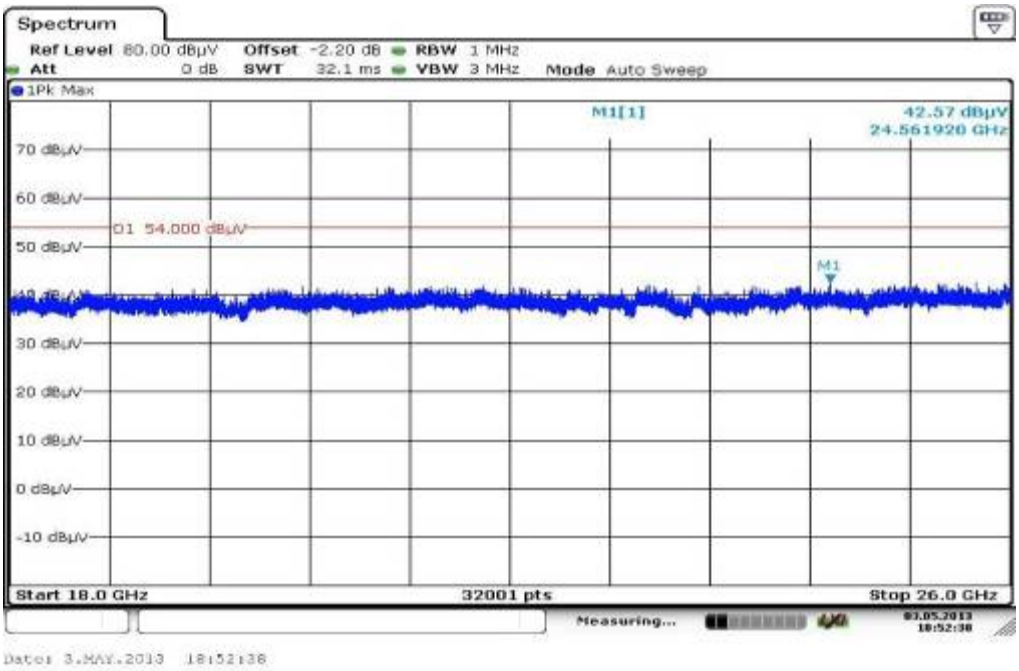

Plot 30: 26 GHz to 40 GHz, 5600 MHz, vertical & horizontal polarization

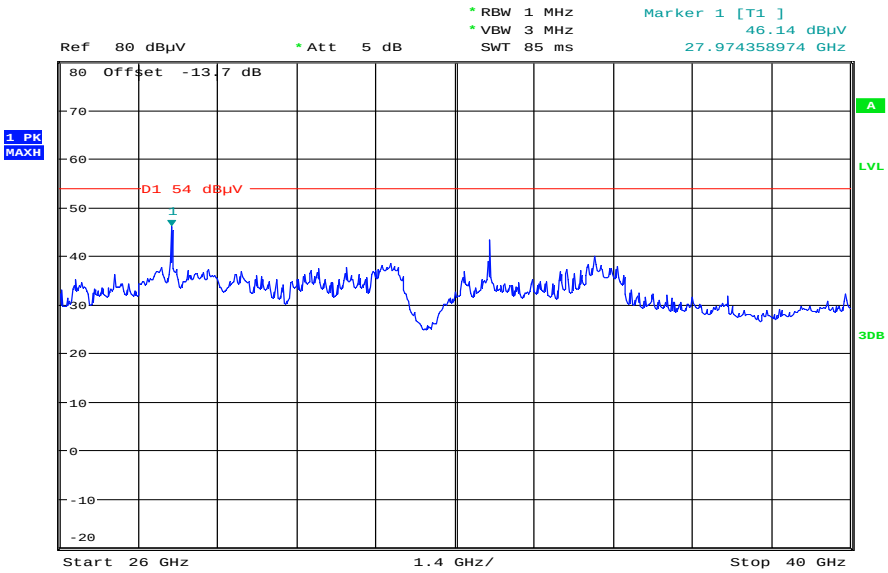

Date: 14.MAY.2013 15:16:30

Plot 31: 30 MHz to 1 GHz, 5700 MHz, vertical & horizontal polarization

Common Information

EUT:	WLANBV2-A + antenna 453564271931
Serial Number:	008092
Test Description:	FCC part 15 C class B
Operating Conditions:	WLAN a mode tx @ 5700 MHz
Operator Name:	Hennemann
Comment:	DC 5V

Scan Setup: STAN_Fin [EMI radiated]

Hardware Setup:	Electric Field (NOS)
Receiver:	[ESCI 3]
Level Unit:	dBµV/m

Subrange	Step Size	Detectors	IF BW	Meas. Time	Preamp
30 MHz - 2 GHz	60 kHz	QPK	120 kHz	1 s	20 dB

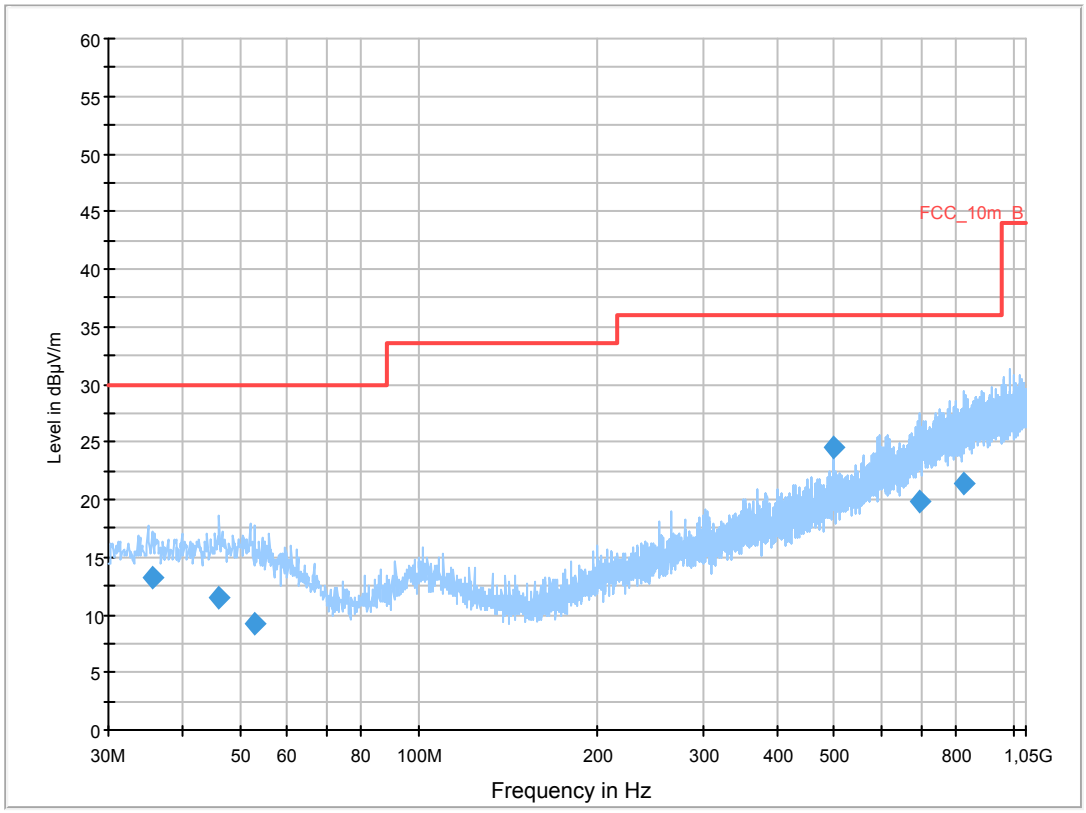

Final Result 1

Frequency (MHz)	QuasiPeak (dBµV/m)	Meas. Time (ms)	Bandwidth (kHz)	Height (cm)	Polarization	Azimuth (deg)	Corr. (dB)	Margin (dB)	Limit (dBµV/m)	Comment
35.473350	13.2	1000.0	120.000	110.0	V	190.0	13.1	16.8	30.0	
45.874200	11.5	1000.0	120.000	170.0	V	280.0	13.3	18.5	30.0	
53.007300	9.1	1000.0	120.000	170.0	H	88.0	13.1	20.9	30.0	
499.998300	24.5	1000.0	120.000	98.0	V	-2.0	18.7	11.6	36.0	
698.188350	19.9	1000.0	120.000	98.0	H	0.0	22.5	16.1	36.0	
822.648450	21.4	1000.0	120.000	170.0	H	10.0	24.1	14.6	36.0	

Plot 32: 1 GHz to 12.75 GHz, 5700 MHz, vertical & horizontal polarization

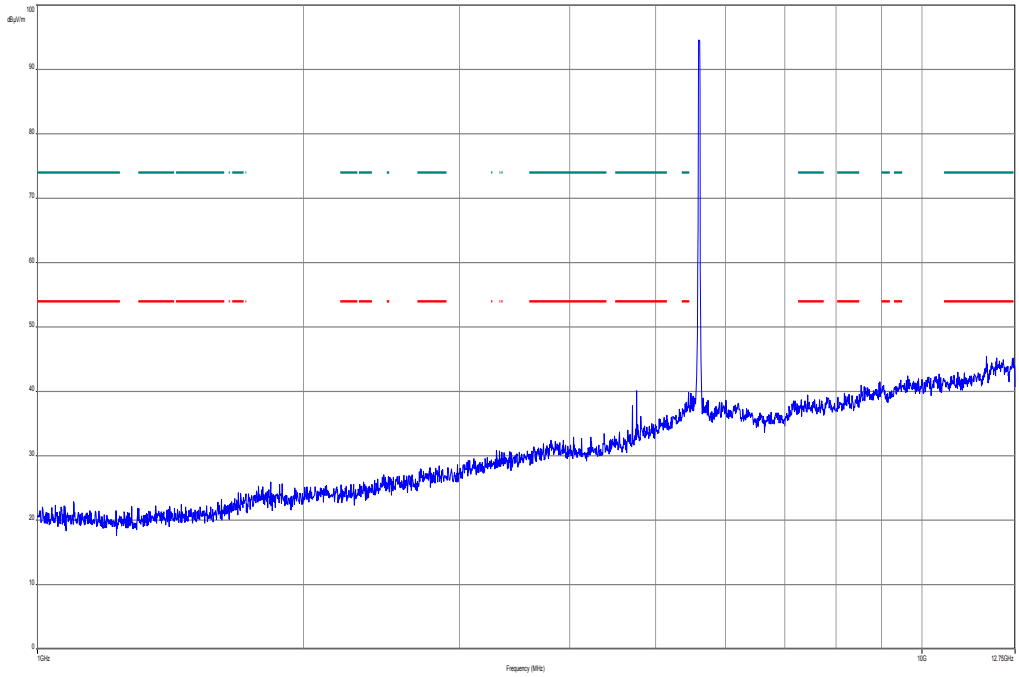

Plot 33: 12 GHz to 18 GHz, 5700 MHz, vertical & horizontal polarization

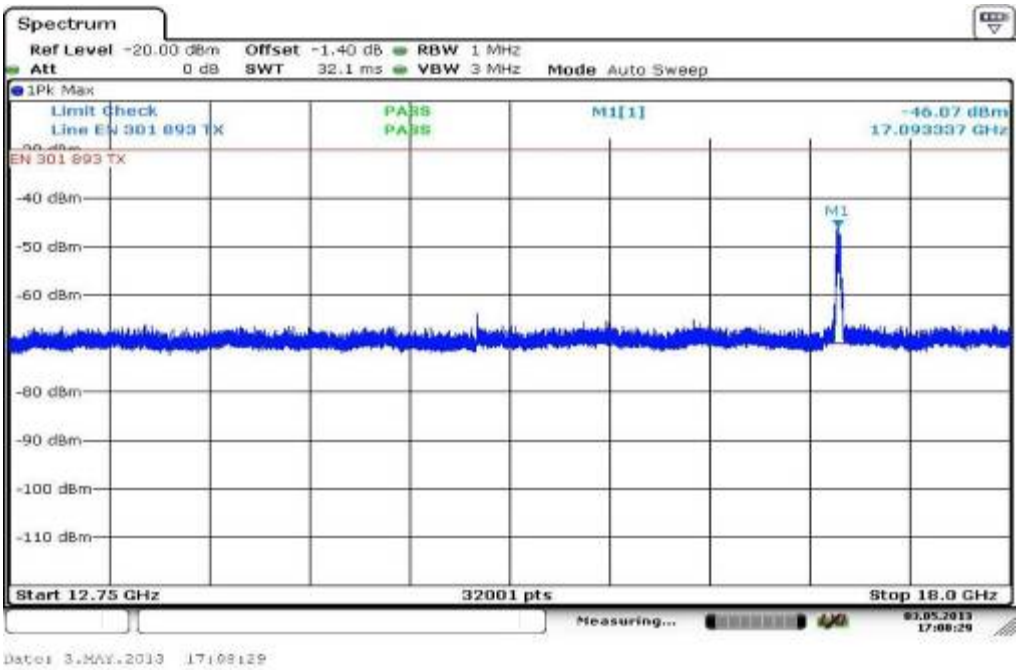

Plot 34: 18 GHz to 26 GHz, 5700 MHz, vertical & horizontal polarization

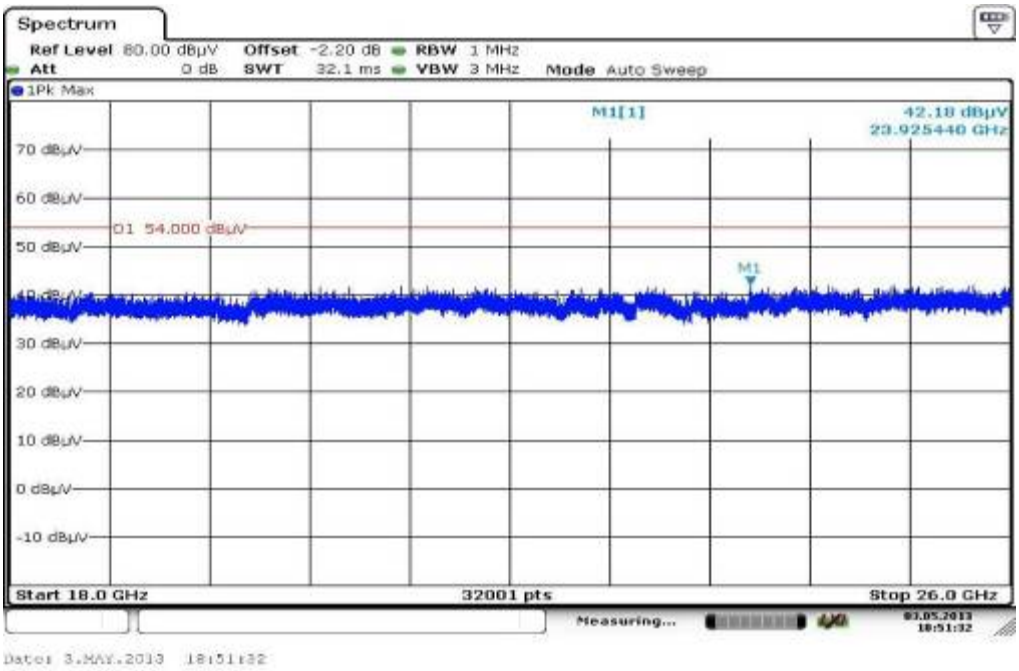

Plot 35: 26 GHz to 40 GHz, 5700 MHz, vertical & horizontal polarization

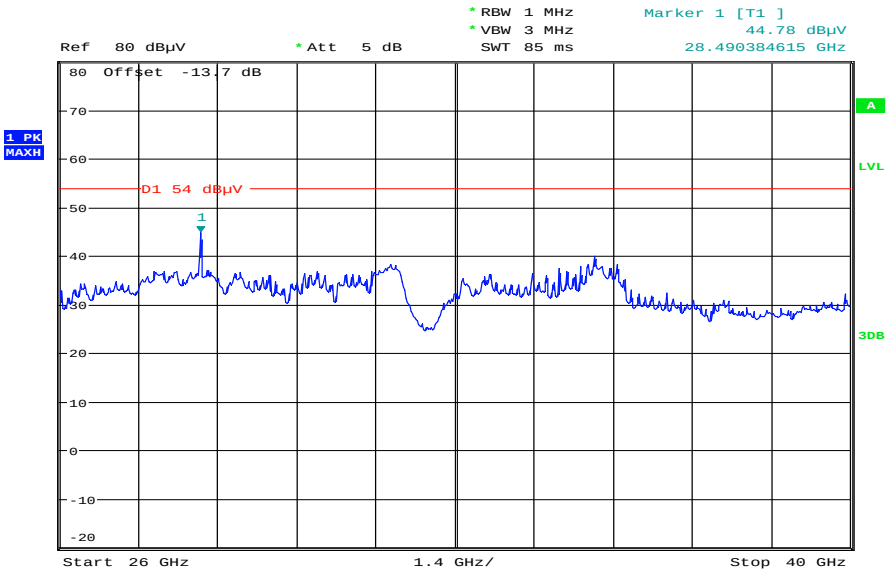

Date: 14.MAY.2013 15:17:34

Plots: OFDM / n – mode HT20

Plot 1: 30 MHz to 1 GHz, 5180 MHz, vertical & horizontal polarization

Common Information

EUT:	WLANBV2-A + antenna 453564271931
Serial Number:	eval
Test Description:	FCC part 15 C class B @ 10 m
Operating Conditions:	wlan tx n-mode HT20 ch36
Operator Name:	Wolsdorfer
Comment:	DC 5V

Scan Setup: STAN_Fin [EMI radiated]

Hardware Setup:	Electric Field (NOS)
Receiver:	[ESCI 3]
Level Unit:	dBµV/m

Subrange	Step Size	Detectors	IF BW	Meas. Time	Preamp
30 MHz - 2 GHz	60 kHz	QPK	120 kHz	1 s	20 dB

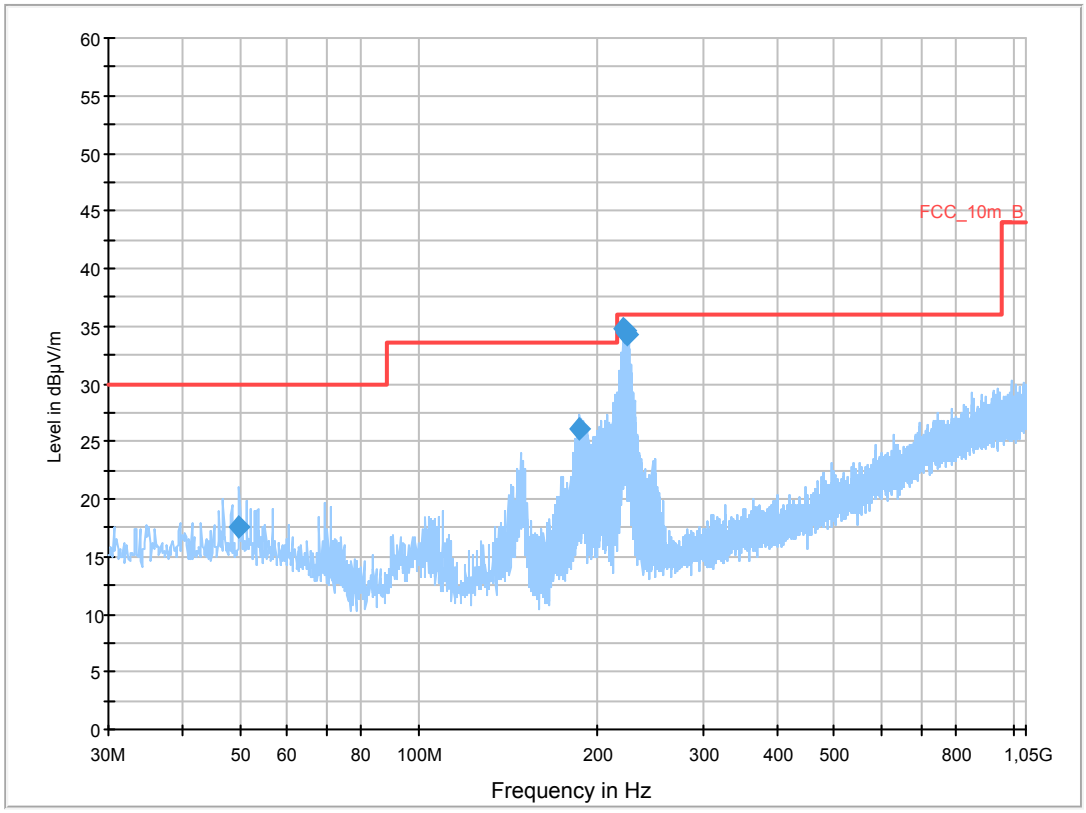

Final Result 1

Frequency (MHz)	QuasiPeak (dBµV/m)	Meas. Time (ms)	Bandwidth (kHz)	Height (cm)	Polarization	Azimuth (deg)	Corr. (dB)	Margin - QPK	Limit - QPK (dBµV/m)	Comment
49.813350	17.5	1000.0	120.000	170.0	V	268.0	13.4	12.5	30.0	
185.671050	26.1	1000.0	120.000	98.0	V	81.0	10.8	7.4	33.5	
221.123100	34.7	1000.0	120.000	105.0	V	0.0	12.4	1.3	36.0	
221.884800	34.6	1000.0	120.000	170.0	V	80.0	12.4	1.4	36.0	
222.614250	34.4	1000.0	120.000	112.0	V	81.0	12.5	1.6	36.0	
223.420800	34.2	1000.0	120.000	162.0	V	-5.0	12.5	1.8	36.0	

Plot 2: 1 GHz to 12.75 GHz, 5180 MHz, vertical & horizontal polarization

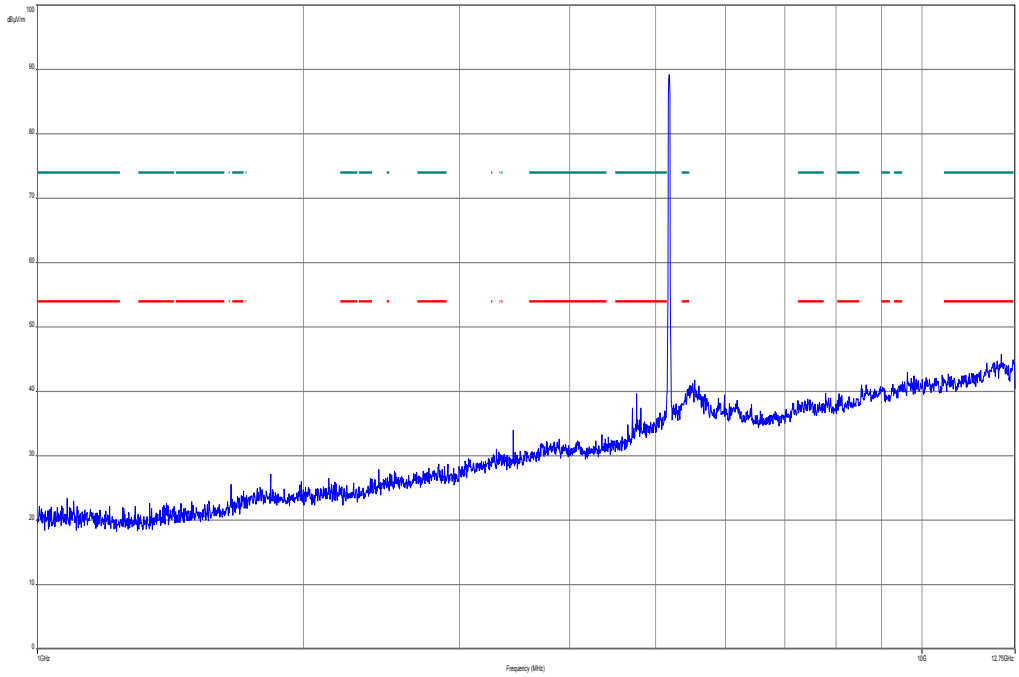

Plot 3: 12 GHz to 18 GHz, 5180 MHz, vertical & horizontal polarization

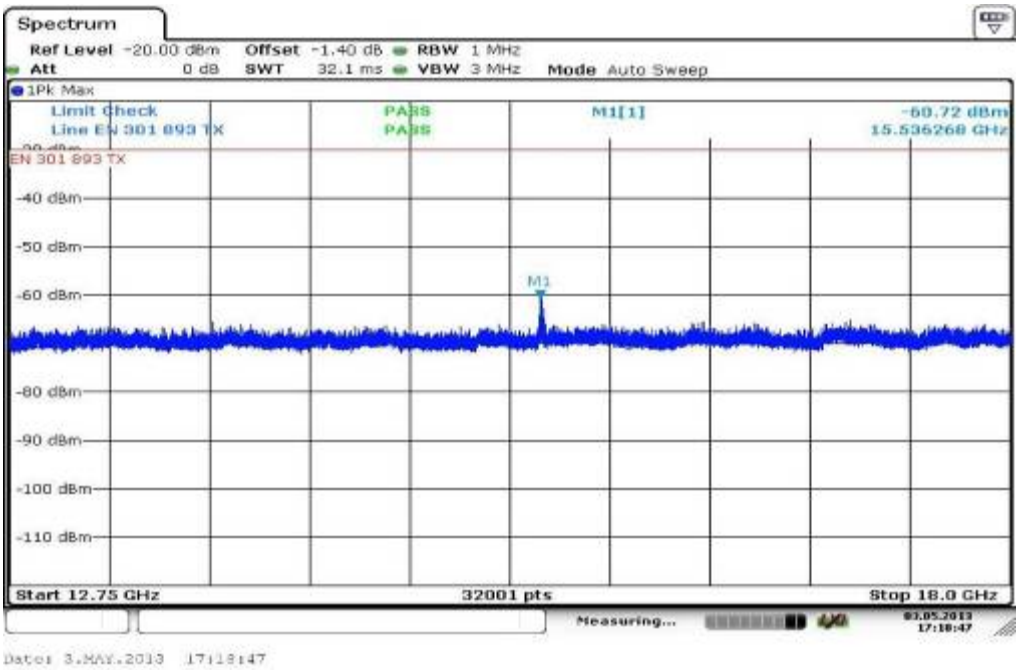

Plot 4: 18 GHz to 26 GHz, 5180 MHz, vertical & horizontal polarization

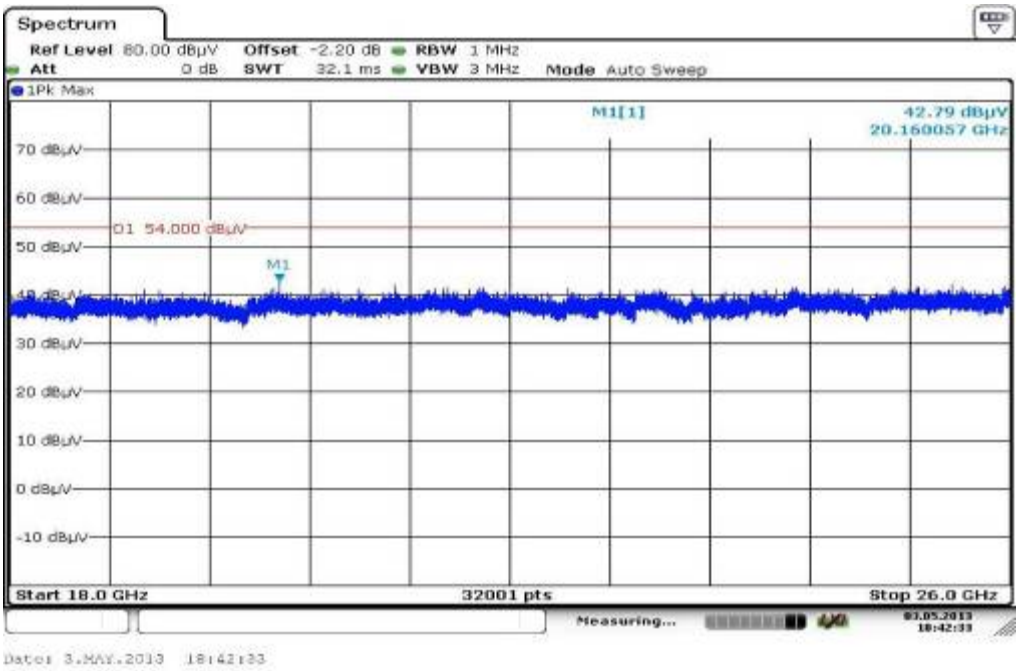

Plot 5: 26 GHz to 40 GHz, 5180 MHz, vertical & horizontal polarization

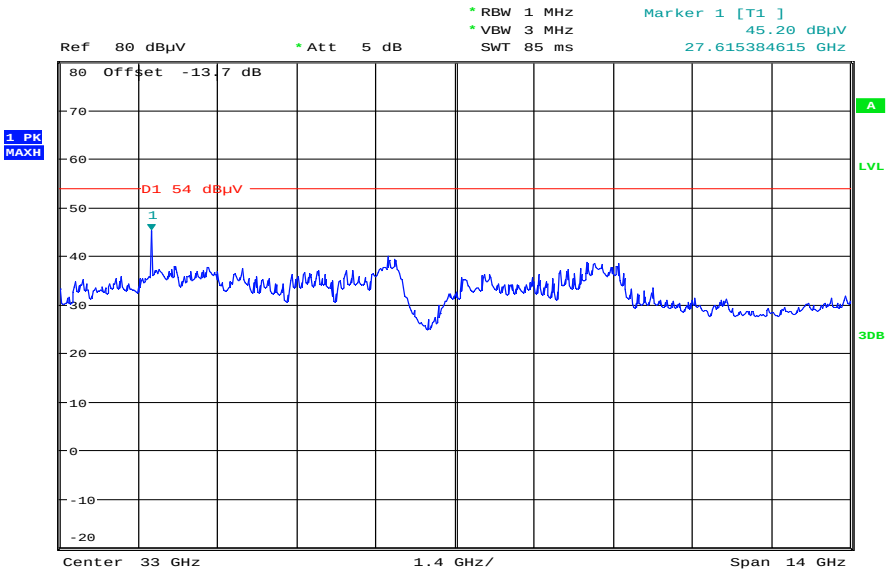

Date: 15.MAY.2013 07:12:13

Plot 6: 30 MHz to 1 GHz, 5240 MHz, vertical & horizontal polarization

Common Information

EUT:	WLANBV2-A + antenna 453564271931
Serial Number:	
Test Description:	FCC part 15 C class B @ 10 m
Operating Conditions:	wlan n-mode HT20 tx @ 5842MHz
Operator Name:	Wolsdorfer
Comment:	DC 5V

Scan Setup: STAN_Fin [EMI radiated]

Hardware Setup:	Electric Field (NOS)
Receiver:	[ESCI 3]
Level Unit:	dBµV/m

Subrange	Step Size	Detectors	IF BW	Meas. Time	Preamp
30 MHz - 2 GHz	60 kHz	QPK	120 kHz	1 s	20 dB

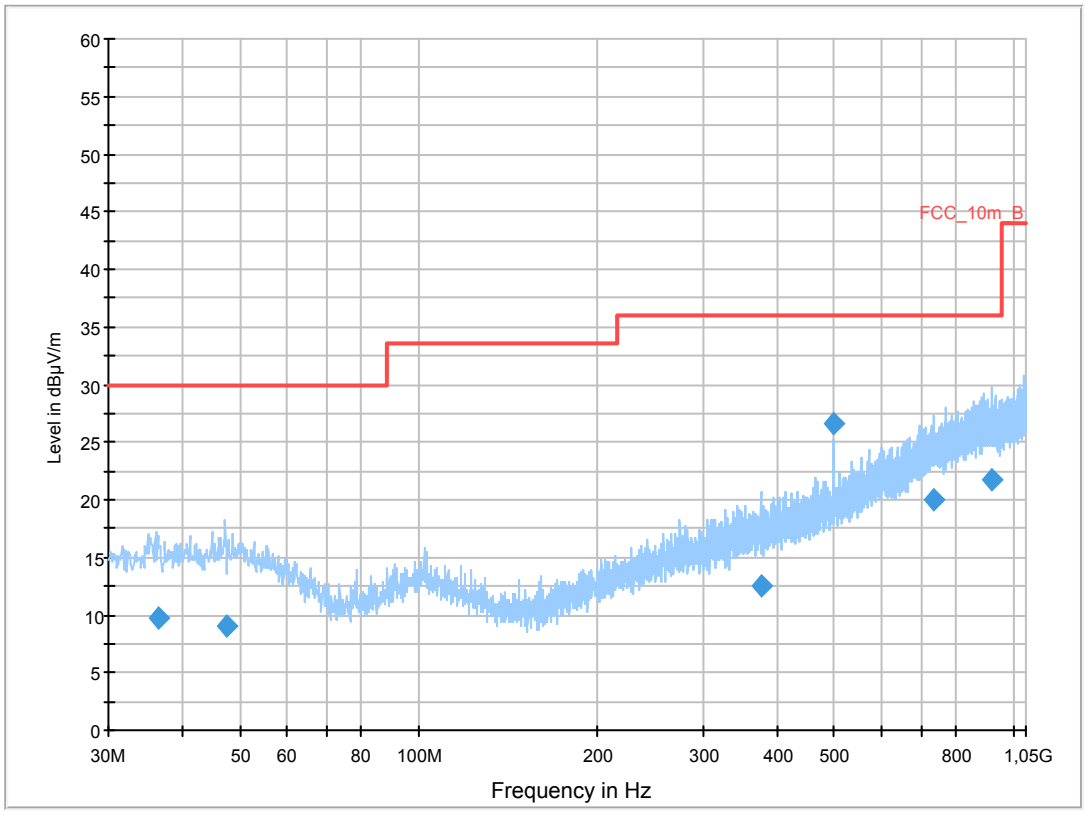

Final Result 1

Frequency (MHz)	QuasiPeak (dBµV/m)	Meas. Time (ms)	Bandwidth (kHz)	Height (cm)	Polarization	Azimuth (deg)	Corr. (dB)	Margin (dB)	Limit (dBµV/m)	Comment
36.362400	9.7	1000.0	120.000	170.0	V	190.0	13.1	20.3	30.0	
47.537100	9.0	1000.0	120.000	145.0	V	92.0	13.3	21.0	30.0	
375.572700	12.5	1000.0	120.000	170.0	H	175.0	16.5	23.5	36.0	
500.015250	26.7	1000.0	120.000	98.0	V	280.0	18.7	9.3	36.0	
733.089900	19.9	1000.0	120.000	170.0	V	176.0	23.3	16.1	36.0	
917.159550	21.7	1000.0	120.000	104.0	H	80.0	25.3	14.3	36.0	

Plot 7: 1 GHz to 12.75 GHz, 5240 MHz, vertical & horizontal polarization

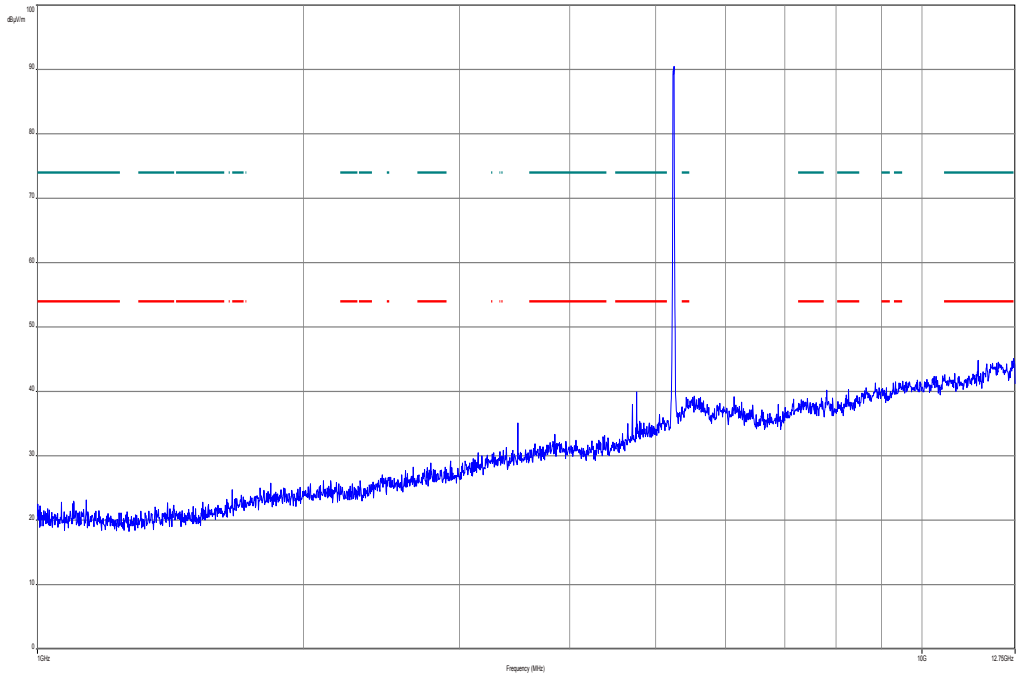

Plot 8: 12 GHz to 18 GHz, 5240 MHz, vertical & horizontal polarization

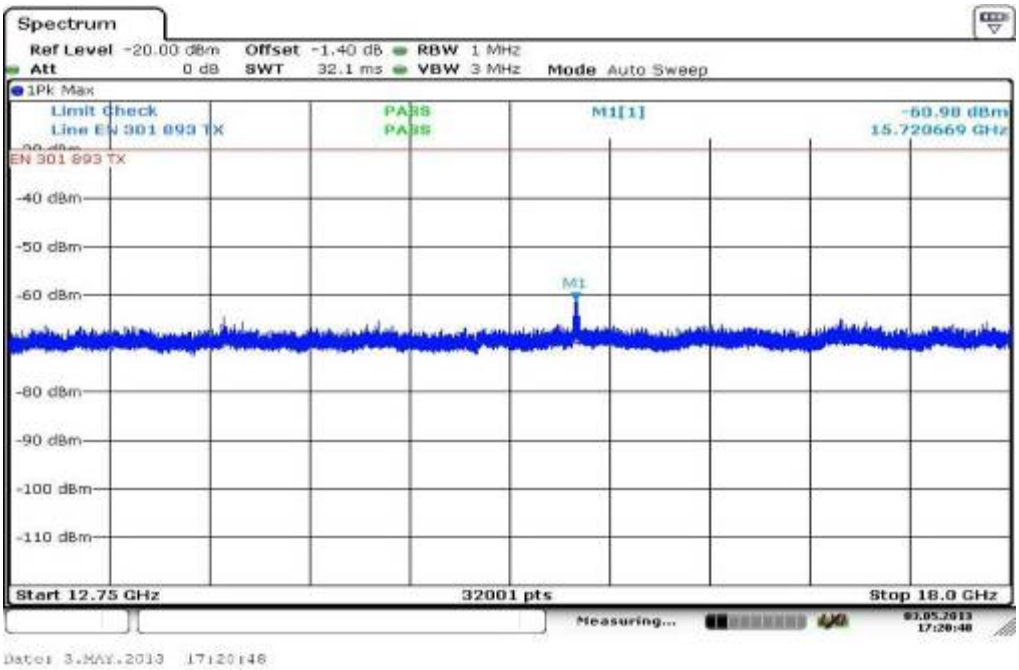

Plot 9: 18 GHz to 26 GHz, 5240 MHz, vertical & horizontal polarization

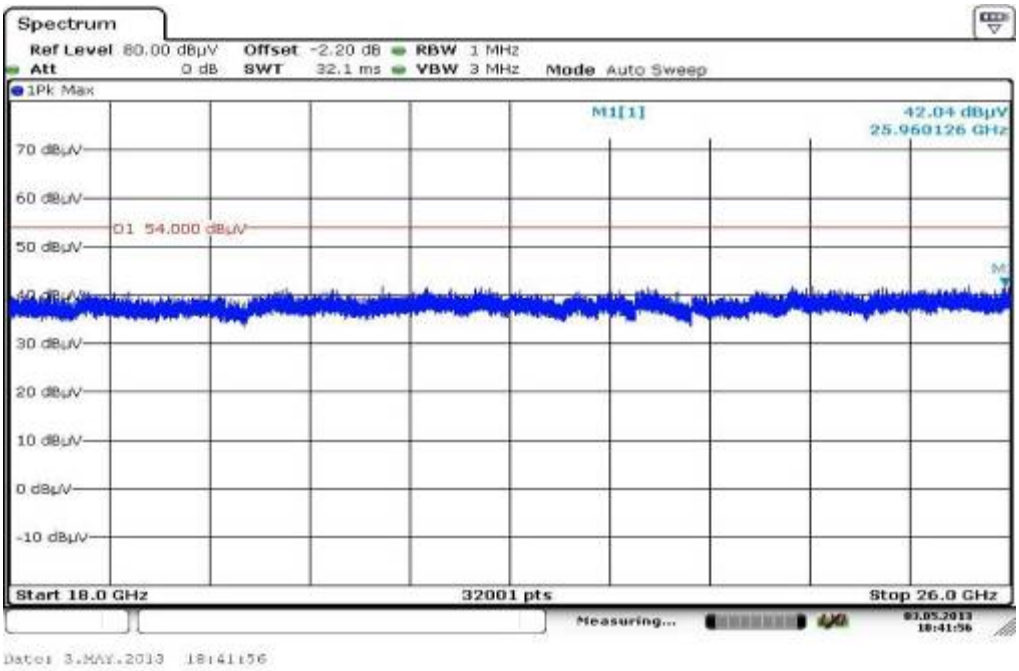

Plot 10: 26 GHz to 40 GHz, 5240 MHz, vertical & horizontal polarization

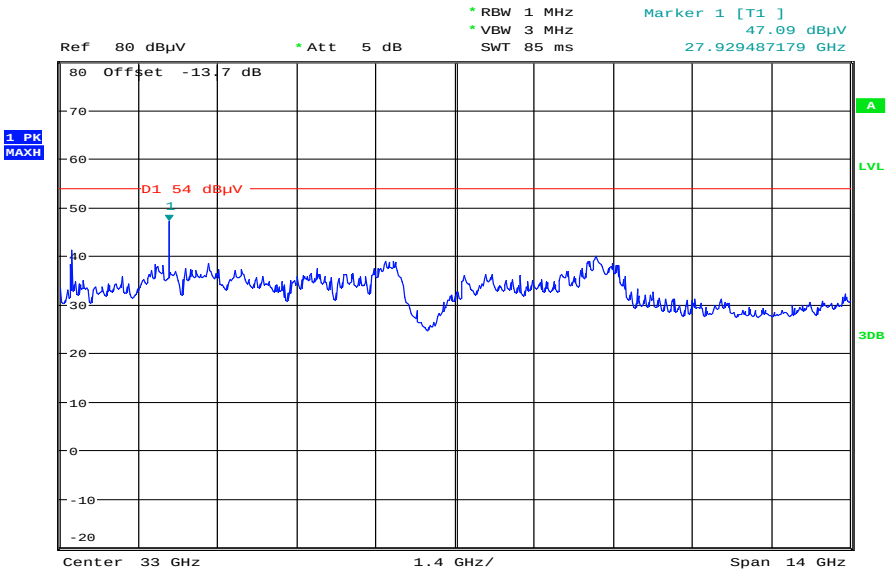

Date: 15.MAY.2013 07:13:38

Plot 11: 30 MHz to 1 GHz, 5260 MHz, vertical & horizontal polarization

Common Information

EUT:	WLANBV2-A + antenna 453564271931
Serial Number:	eval
Test Description:	FCC part 15 C class B @ 10 m
Operating Conditions:	wlan tx n-mode HT20 ch52
Operator Name:	Wolsdorfer
Comment:	DC 5V

Scan Setup: STAN_Fin [EMI radiated]

Hardware Setup:	Electric Field (NOS)
Receiver:	[ESCI 3]
Level Unit:	dBµV/m

Subrange	Step Size	Detectors	IF BW	Meas. Time	Preamp
30 MHz - 2 GHz	60 kHz	QPK	120 kHz	1 s	20 dB

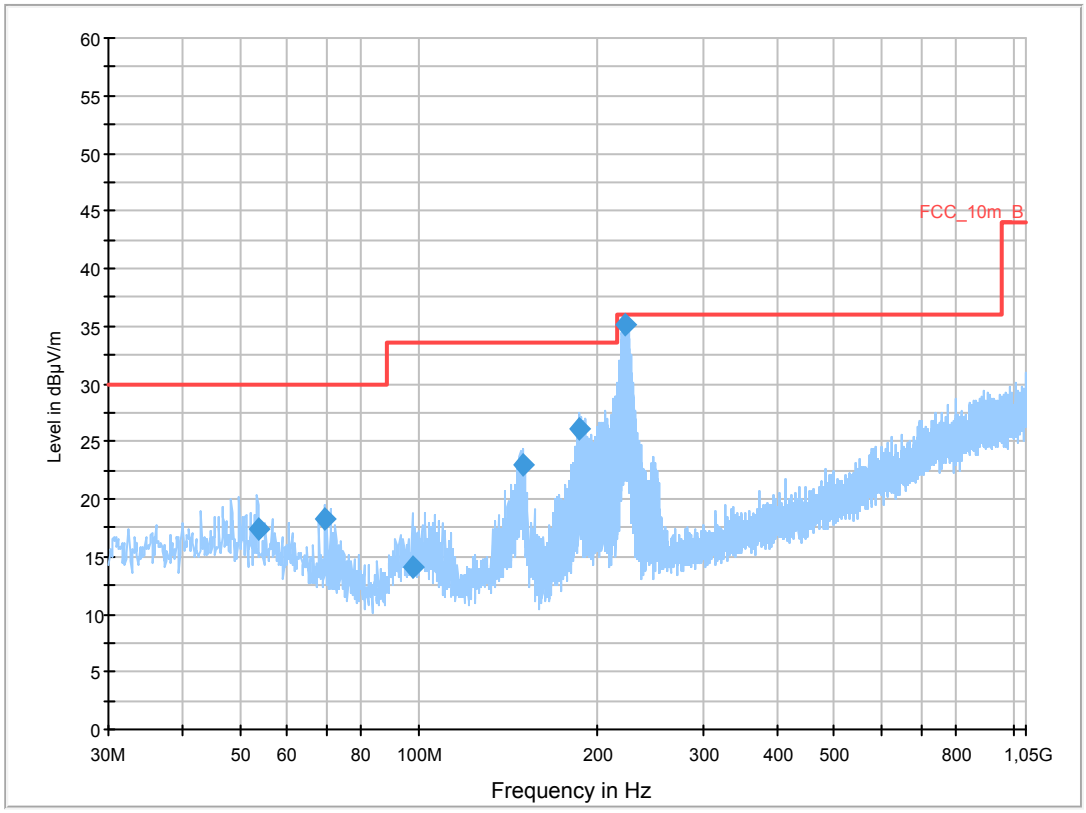

Final Result 1

Frequency (MHz)	QuasiPeak (dBµV/m)	Meas. Time (ms)	Bandwidth (kHz)	Height (cm)	Polarization	Azimuth (deg)	Corr. (dB)	Margin - QPK	Limit - QPK (dBµV/m)	Comment
53.590350	17.3	1000.0	120.000	113.0	V	190.0	13.0	12.7	30.0	
69.437550	18.3	1000.0	120.000	170.0	V	88.0	9.4	11.7	30.0	
97.346700	14.0	1000.0	120.000	98.0	V	190.0	11.6	19.5	33.5	
149.433000	23.0	1000.0	120.000	105.0	V	10.0	8.9	10.6	33.5	
186.376650	26.1	1000.0	120.000	98.0	V	100.0	10.8	7.4	33.5	
222.625500	35.2	1000.0	120.000	98.0	V	-10.0	12.5	0.8	36.0	

Plot 12: 1 GHz to 12.75 GHz, 5260 MHz, vertical & horizontal polarization

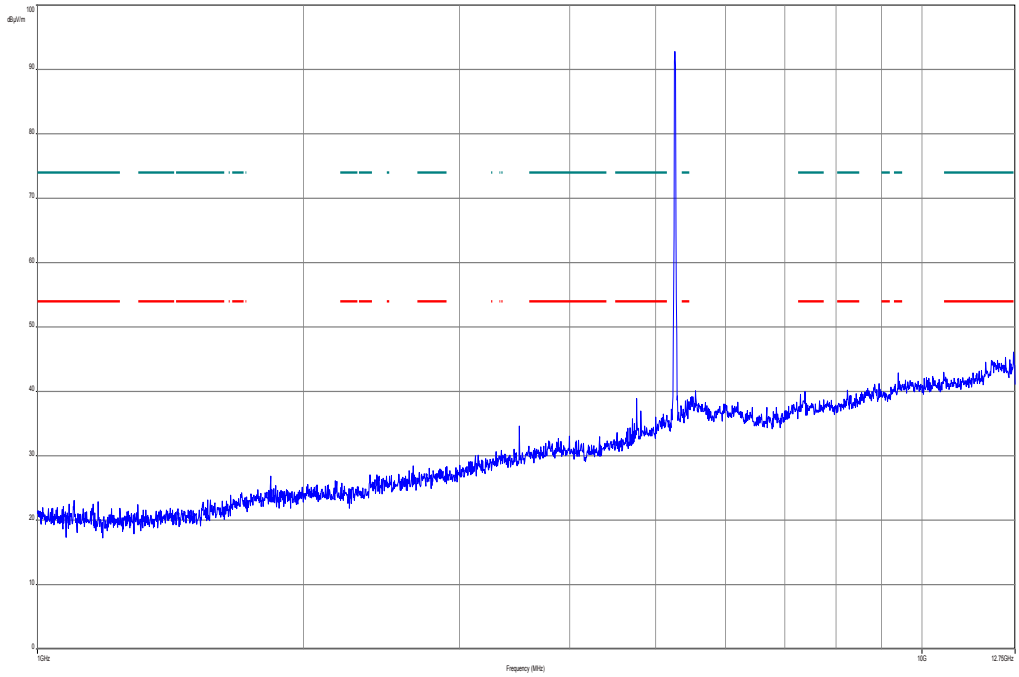

Plot 13: 12 GHz to 18 GHz, 5260 MHz, vertical & horizontal polarization

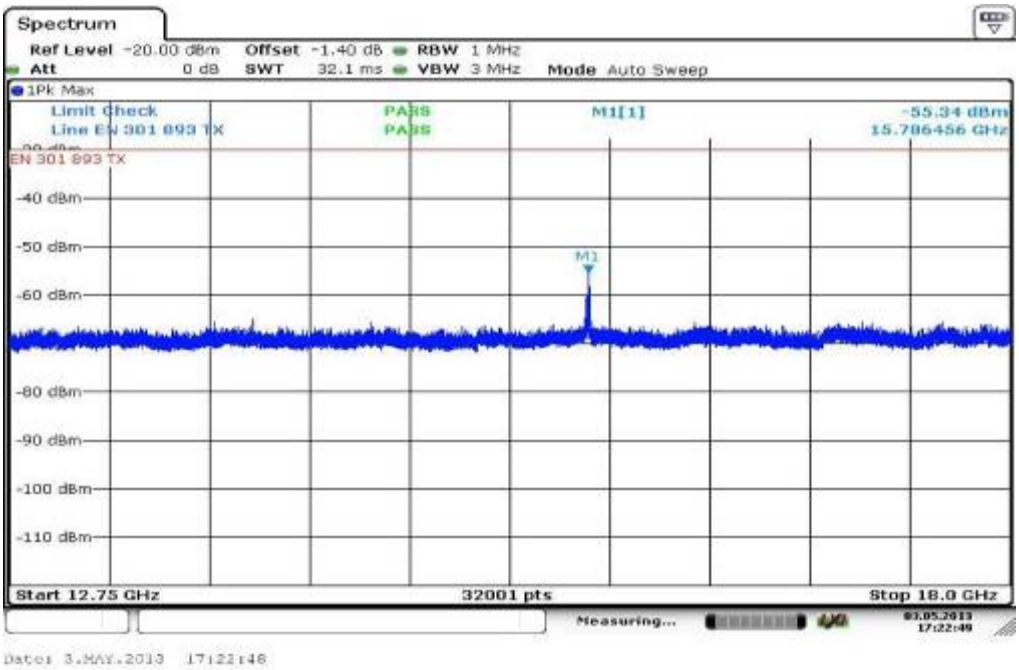

Plot 14: 18 GHz to 26 GHz, 5260 MHz, vertical & horizontal polarization

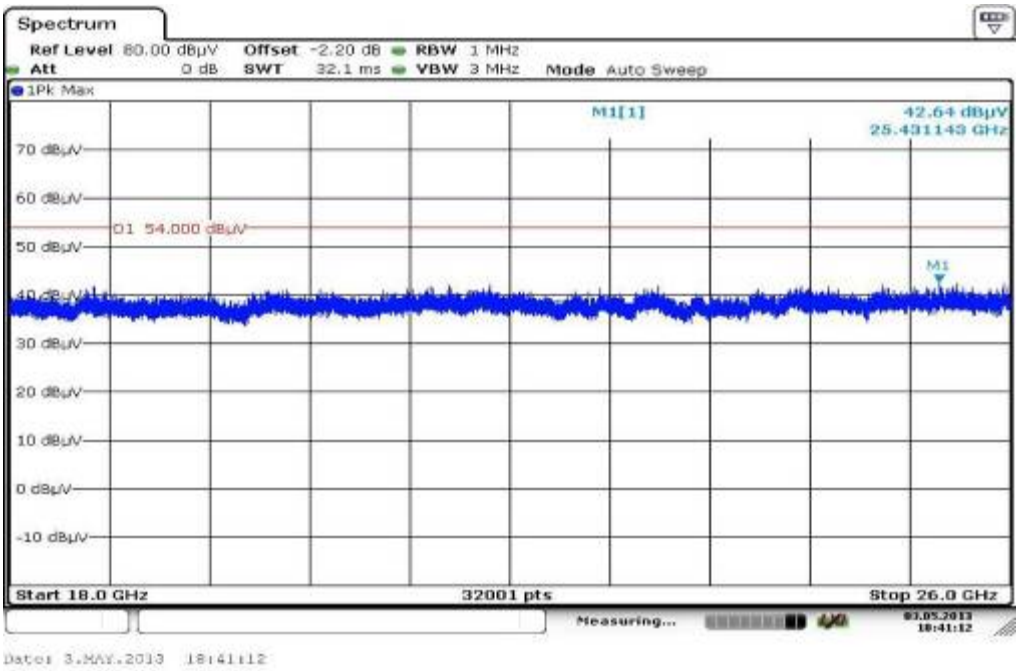

Plot 15: 26 GHz to 40 GHz, 5260 MHz, vertical & horizontal polarization

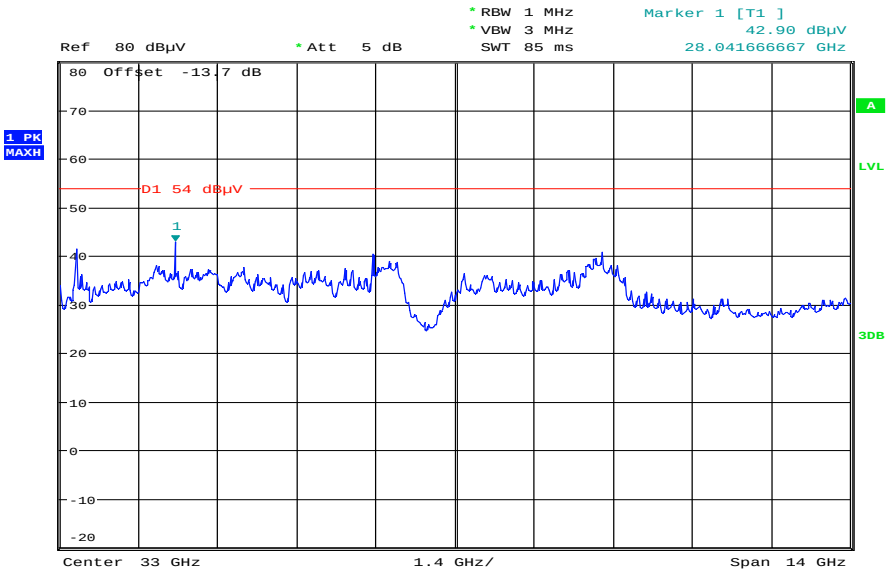

Date: 15.MAY.2013 07:15:38

Plot 16: 30 MHz to 1 GHz, 5320 MHz, vertical & horizontal polarization

Common Information

EUT:	WLANBV2-A + antenna 453564271931
Serial Number:	eval
Test Description:	FCC part 15 C class B @ 10 m
Operating Conditions:	wlan tx n-mode HT20 ch64
Operator Name:	Wolsdorfer
Comment:	DC 5V

Scan Setup: STAN_Fin [EMI radiated]

Hardware Setup:	Electric Field (NOS)
Receiver:	[ESCI 3]
Level Unit:	dBµV/m

Subrange	Step Size	Detectors	IF BW	Meas. Time	Preamp
30 MHz - 2 GHz	60 kHz	QPK	120 kHz	1 s	20 dB

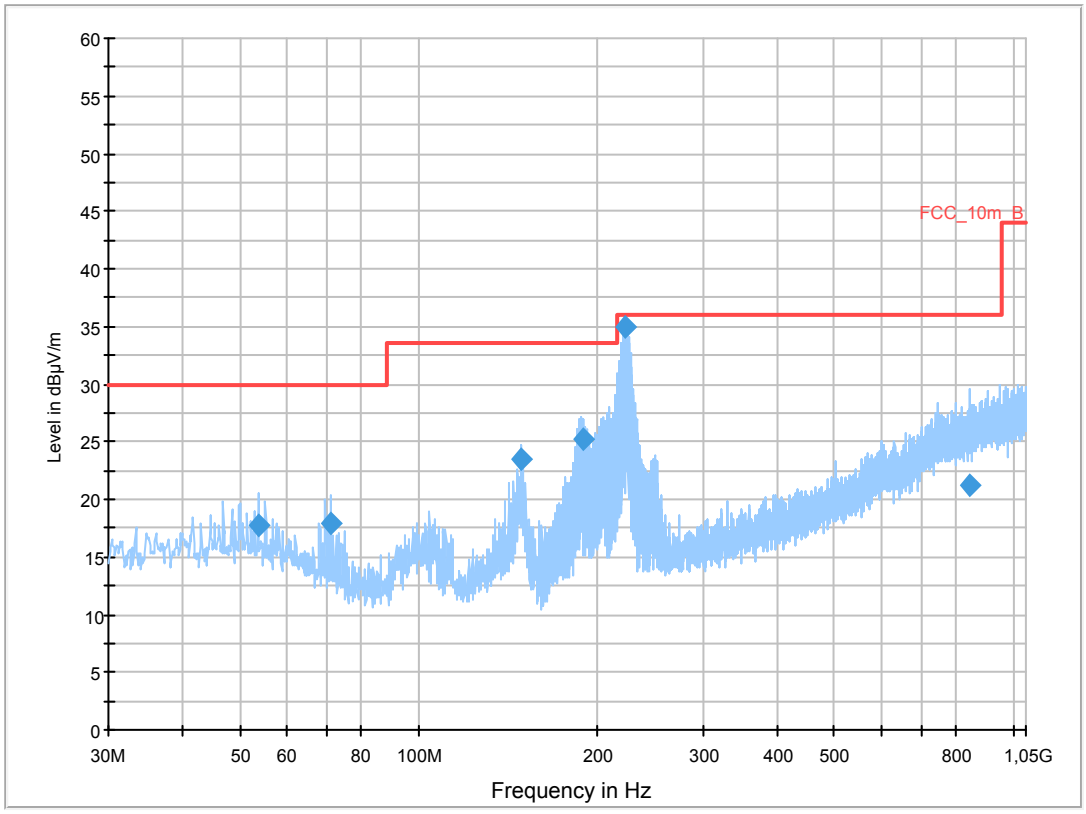

Final Result 1

Frequency (MHz)	QuasiPeak (dBµV/m)	Meas. Time (ms)	Bandwidth (kHz)	Height (cm)	Polarization	Azimuth (deg)	Corr. (dB)	Margin - QPK	Limit - QPK (dBµV/m)	Comment
53.593500	17.8	1000.0	120.000	112.0	V	-5.0	13.0	12.2	30.0	
70.943550	18.0	1000.0	120.000	170.0	V	100.0	9.3	12.0	30.0	
147.935550	23.5	1000.0	120.000	98.0	V	-5.0	8.9	10.0	33.5	
188.697900	25.3	1000.0	120.000	98.0	V	100.0	11.0	8.2	33.5	
222.661500	35.0	1000.0	120.000	170.0	V	0.0	12.5	1.0	36.0	
847.972650	21.3	1000.0	120.000	170.0	V	93.0	24.5	14.7	36.0	

Plot 17: 1 GHz to 12.75 GHz, 5320 MHz, vertical & horizontal polarization

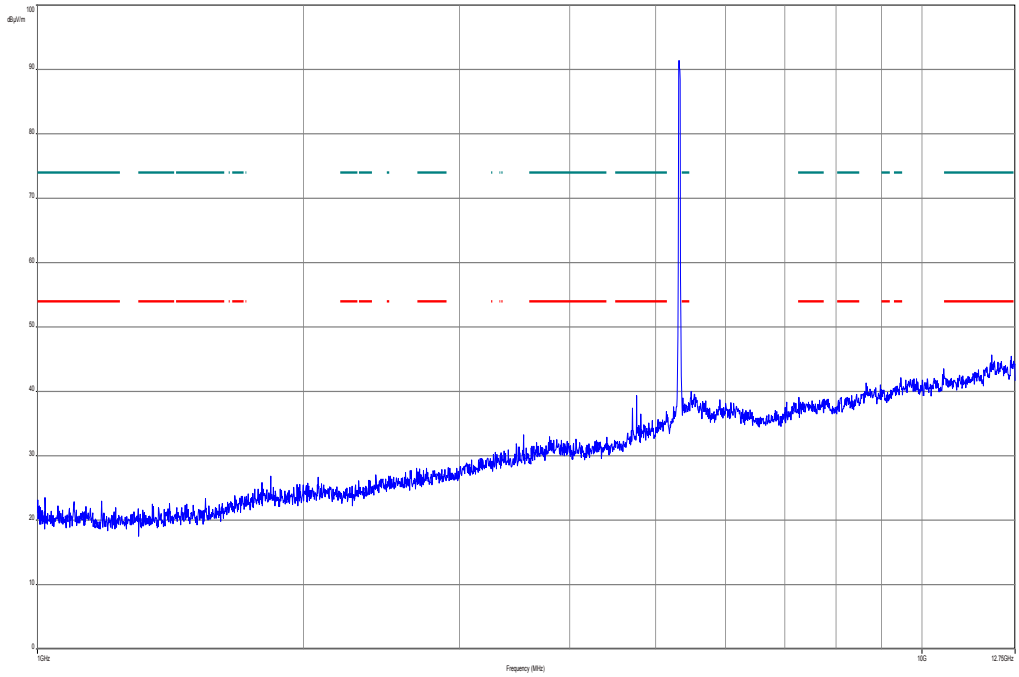
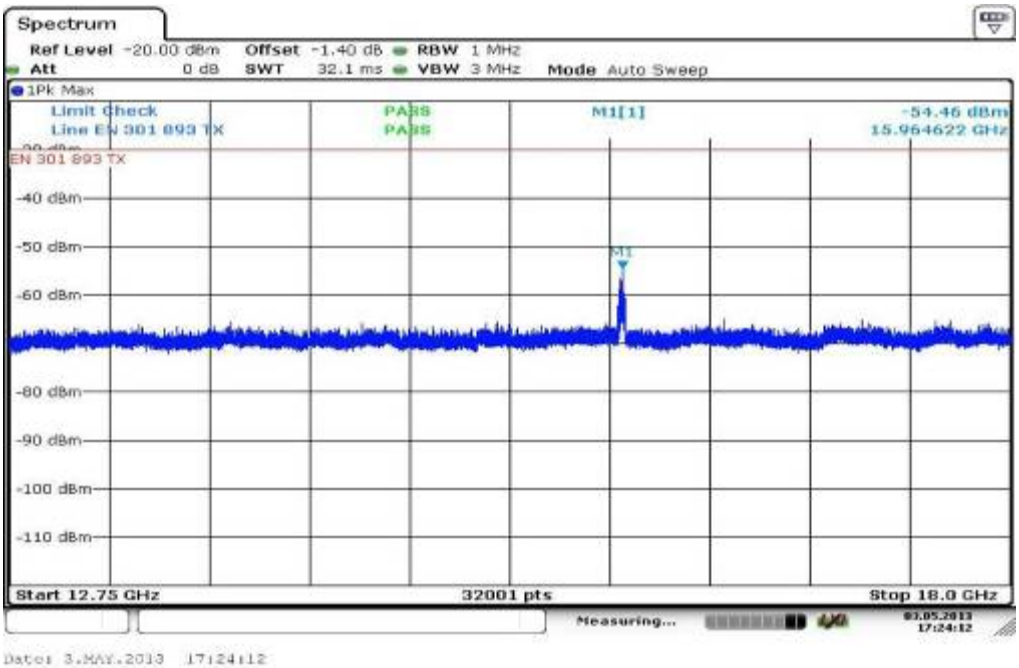
Plot 18: 12 GHz to 18 GHz, 5320 MHz, vertical & horizontal polarization