Plot 34: 18 GHz to 26 GHz, 5700 MHz, vertical & horizontal polarization

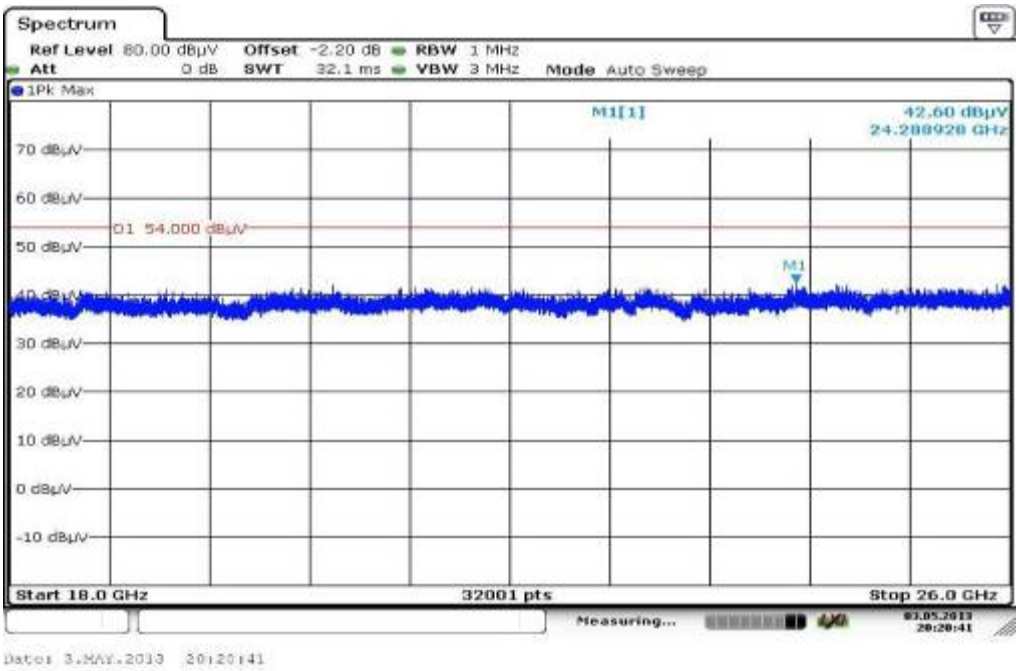

Plot 35: 26 GHz to 40 GHz, 5700 MHz, vertical & horizontal polarization

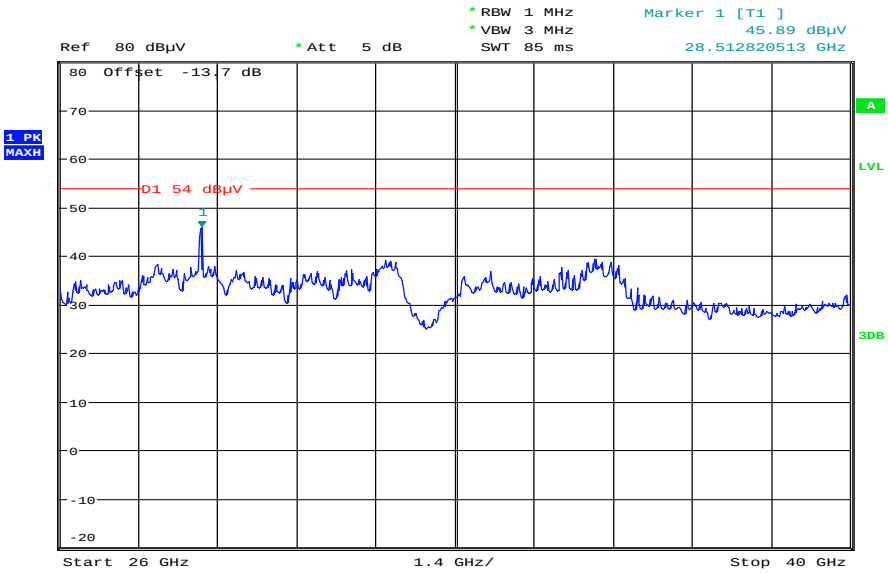

Plots: OFDM / n – mode HT40

Plot 1: 30 MHz to 1 GHz, 5190 MHz, vertical & horizontal polarization

Common Information

EUT:	WLANBV2-A + antenna 453564154611
Serial Number:	eval 2
Test Description:	FCC part 15 C class B @ 10 m
Operating Conditions:	wlan n-mode HT 40 tx @5190 MHz
Operator Name:	Wolsdorfer
Comment:	DC 5V

Scan Setup: STAN_Fin [EMI radiated]

Hardware Setup:	Electric Field (NOS)
Receiver:	[ESCI 3]
Level Unit:	dBµV/m

Subrange	Step Size	Detectors	IF BW	Meas. Time	Preamp
30 MHz - 2 GHz	60 kHz	QPK	120 kHz	1 s	20 dB

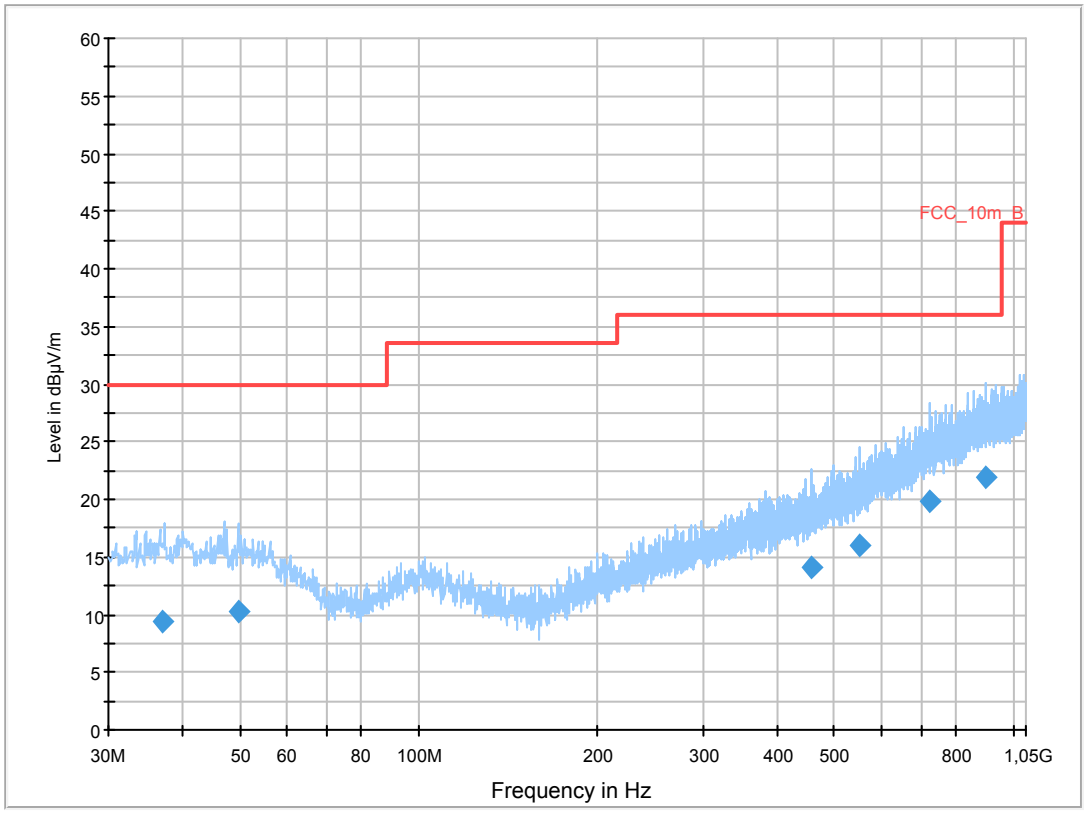

Final Result 1

Frequency (MHz)	QuasiPeak (dBµV/m)	Meas. Time (ms)	Bandwidth (kHz)	Height (cm)	Polarization	Azimuth (deg)	Corr. (dB)	Margin (dB)	Limit (dBµV/m)	Comment
37.009800	9.3	1000.0	120.000	147.0	H	270.0	13.2	20.7	30.0	
49.763700	10.2	1000.0	120.000	98.0	V	190.0	13.4	19.8	30.0	
457.873800	14.1	1000.0	120.000	122.0	H	280.0	17.8	21.9	36.0	
552.931350	16.1	1000.0	120.000	120.0	H	178.0	19.4	19.9	36.0	
720.627150	19.8	1000.0	120.000	159.0	H	90.0	23.0	16.2	36.0	
896.063400	21.9	1000.0	120.000	170.0	H	190.0	25.2	14.1	36.0	

Plot 2: 1 GHz to 12.75 GHz, 5190 MHz, vertical & horizontal polarization

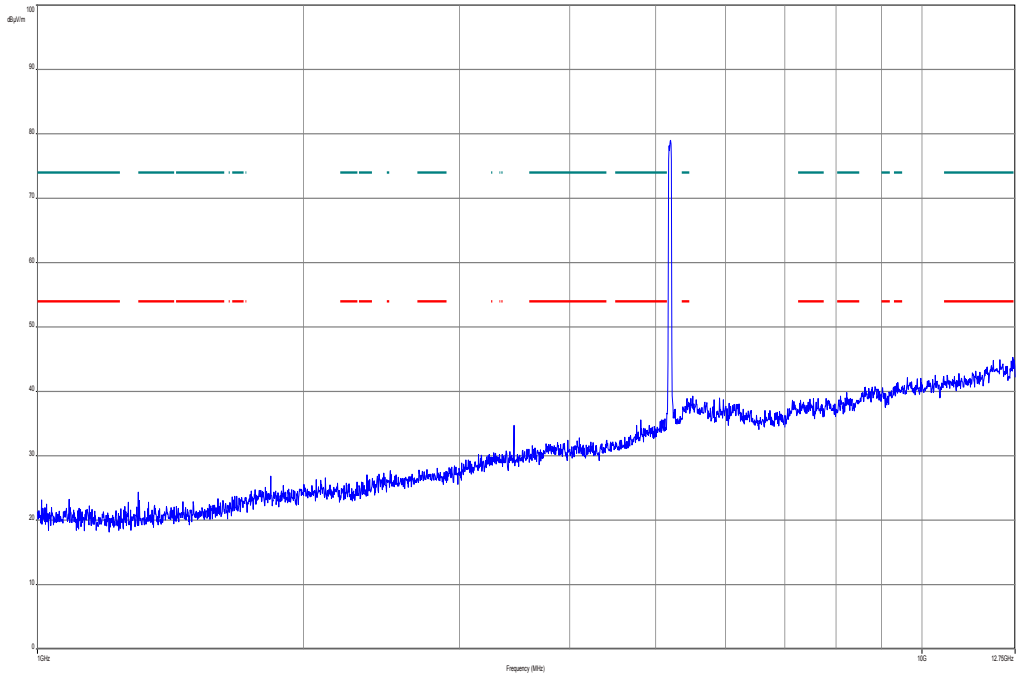

Plot 3: 12 GHz to 18 GHz, 5190 MHz, vertical & horizontal polarization

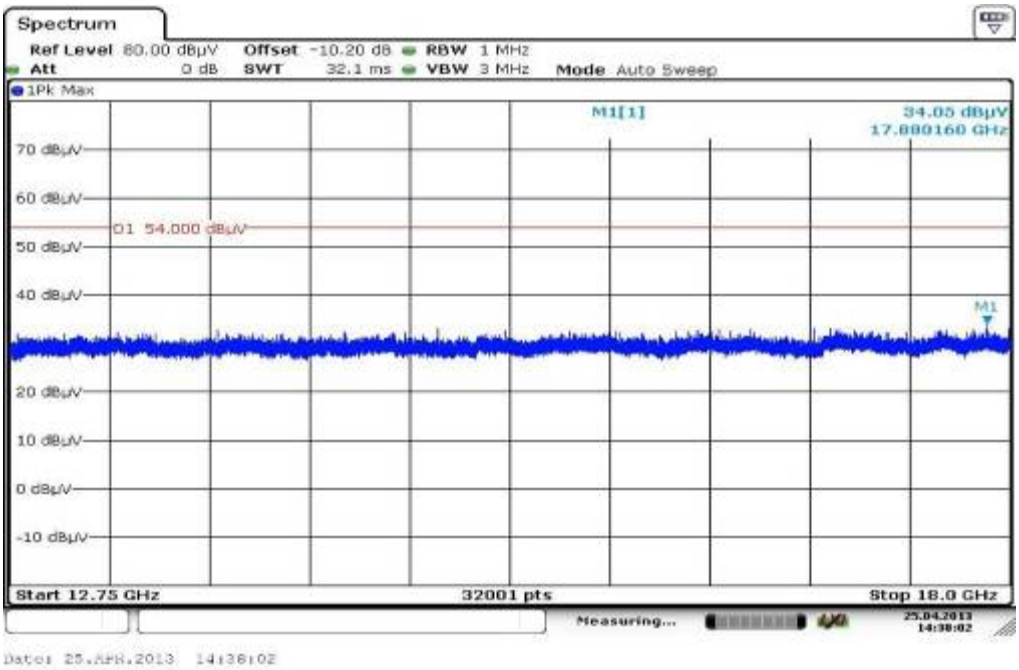

Plot 4: 18 GHz to 26 GHz, 5190 MHz, vertical & horizontal polarization

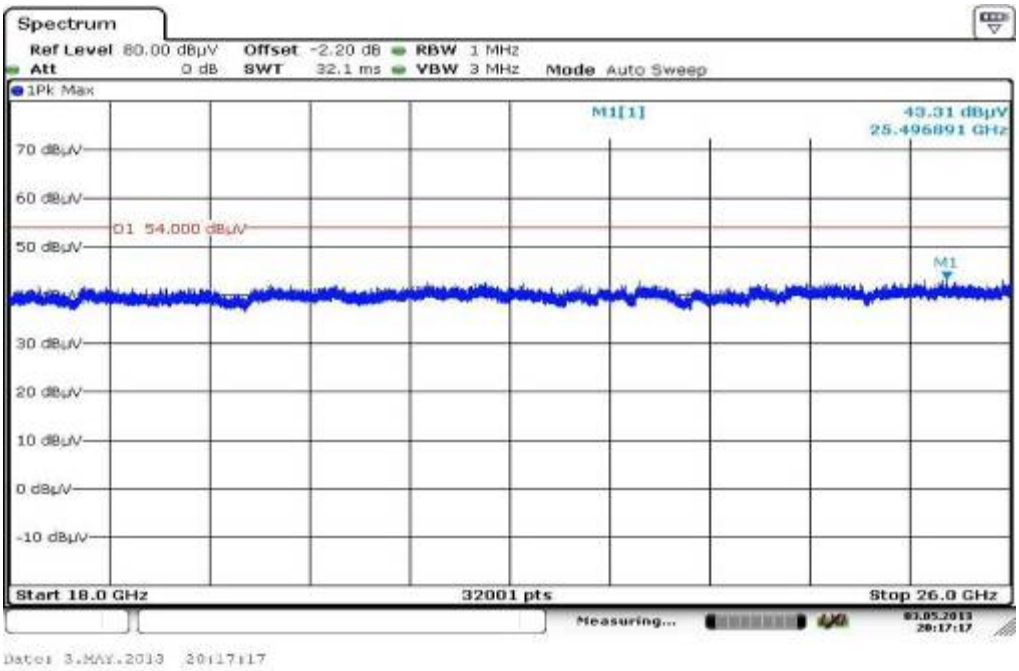

Plot 5: 26 GHz to 40 GHz, 5190 MHz, vertical & horizontal polarization

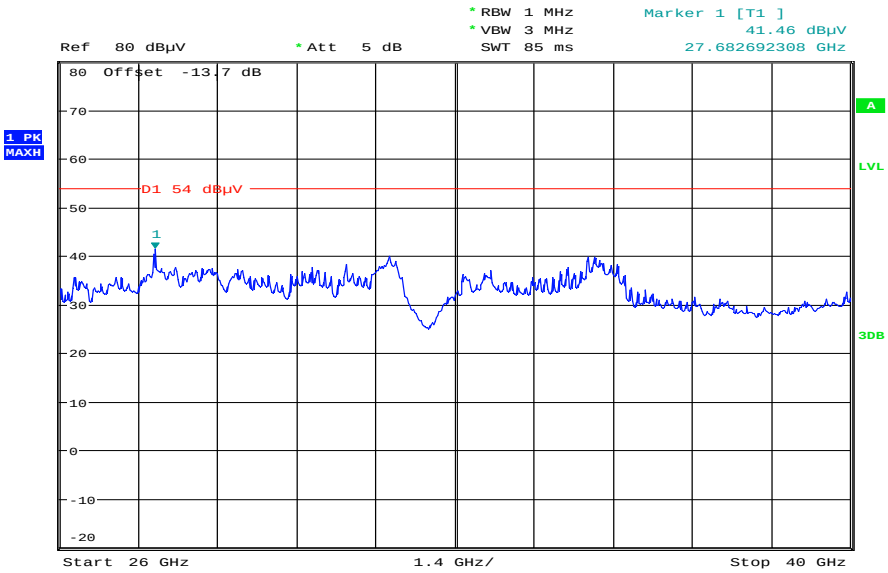

Date: 14.MAY.2013 11:06:02

Plot 6: 30 MHz to 1 GHz, 5230 MHz, vertical & horizontal polarization

Common Information

EUT:	WLANBV2-A + antenna 453564154611
Serial Number:	eval 2
Test Description:	FCC part 15 C class B @ 10 m
Operating Conditions:	wlan n-mode HT 40 tx @5220 MHz
Operator Name:	Wolsdorfer
Comment:	DC 5V

Scan Setup: STAN_Fin [EMI radiated]

Hardware Setup:	Electric Field (NOS)
Receiver:	[ESCI 3]
Level Unit:	dBµV/m

Subrange	Step Size	Detectors	IF BW	Meas. Time	Preamp
30 MHz - 2 GHz	60 kHz	QPK	120 kHz	1 s	20 dB

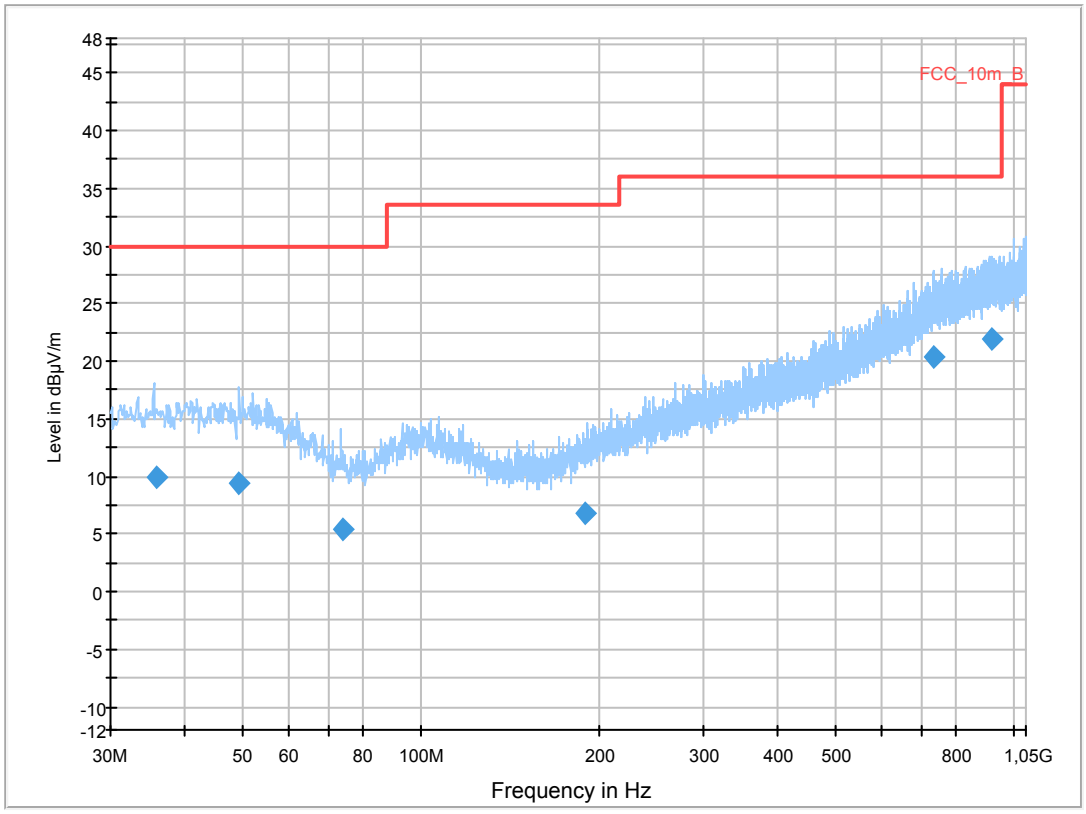

Final Result 1

Frequency (MHz)	QuasiPeak (dBµV/m)	Meas. Time (ms)	Bandwidth (kHz)	Height (cm)	Polarization	Azimuth (deg)	Corr. (dB)	Margin (dB)	Limit (dBµV/m)	Comment
35.930250	9.9	1000.0	120.000	170.0	H	100.0	13.1	20.1	30.0	
49.522050	9.4	1000.0	120.000	105.0	V	100.0	13.4	20.6	30.0	
73.911750	5.4	1000.0	120.000	170.0	H	88.0	9.2	24.6	30.0	
190.221450	6.8	1000.0	120.000	170.0	H	100.0	11.1	26.7	33.5	
733.813350	20.3	1000.0	120.000	170.0	H	10.0	23.3	15.7	36.0	
917.719950	21.8	1000.0	120.000	170.0	V	100.0	25.3	14.2	36.0	

Plot 7: 1 GHz to 12.75 GHz, 5230 MHz, vertical & horizontal polarization

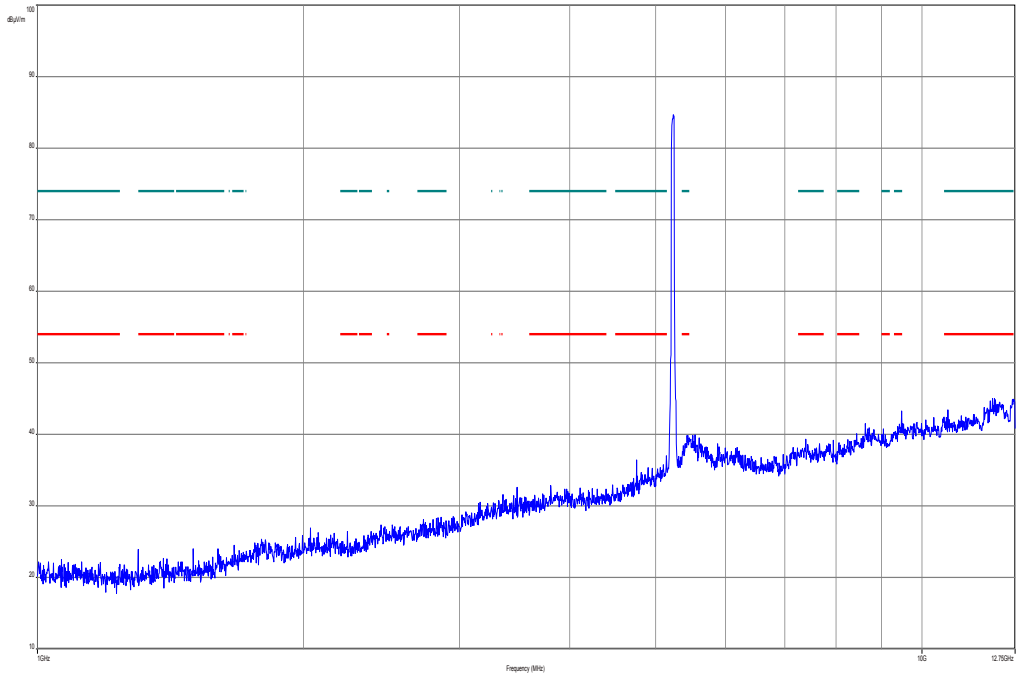

Plot 8: 12 GHz to 18 GHz, 5230 MHz, vertical & horizontal polarization

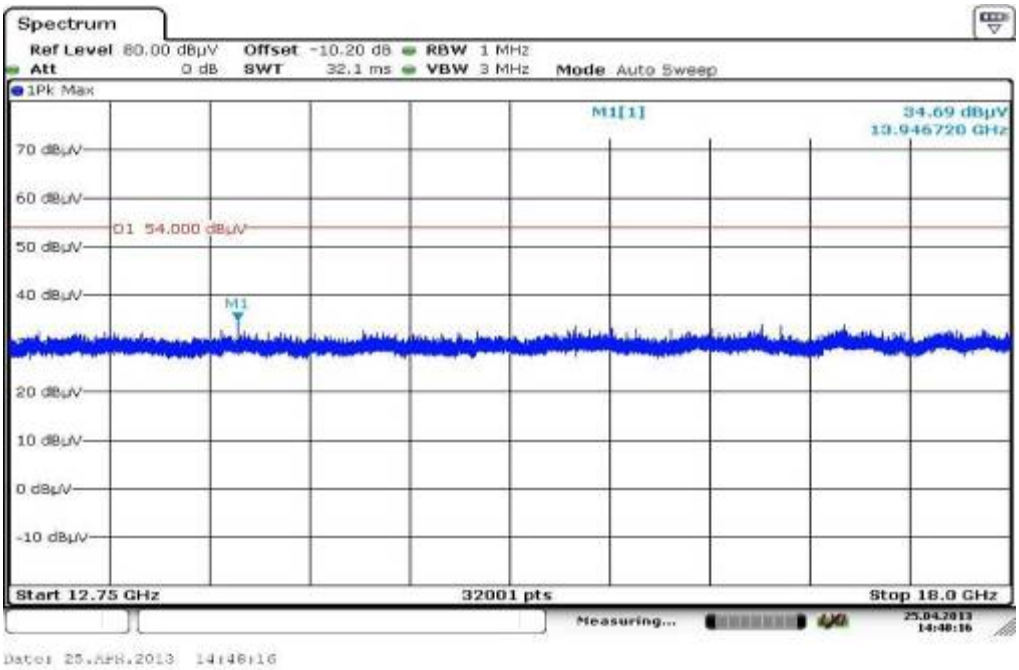

Plot 9: 18 GHz to 26 GHz, 5230 MHz, vertical & horizontal polarization

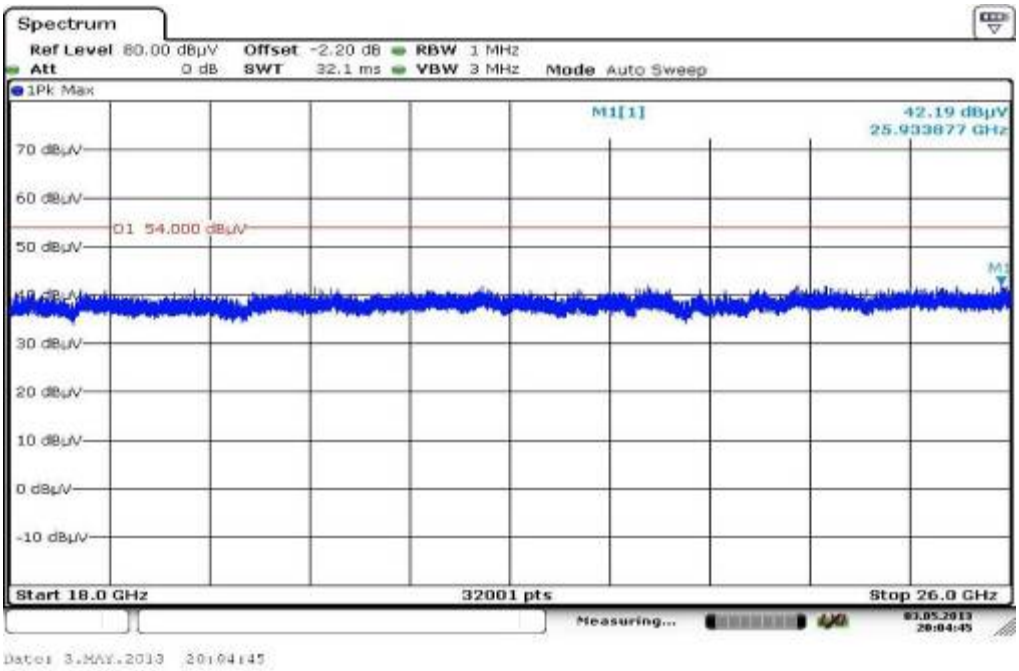

Plot 10: 26 GHz to 40 GHz, 5230 MHz, vertical & horizontal polarization

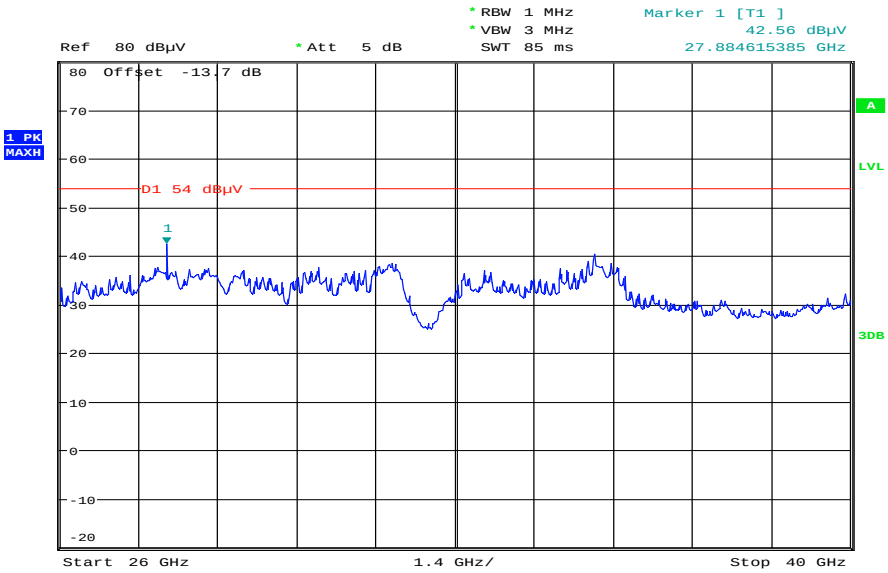

Date: 14.MAY.2013 11:07:00

Plot 11: 30 MHz to 1 GHz, 5270 MHz, vertical & horizontal polarization

Common Information

EUT:	WLANBV2-A + antenna 453564154611
Serial Number:	eval 2
Test Description:	FCC part 15 C class B @ 10 m
Operating Conditions:	wlan n-mode HT 40 tx @5270 MHz
Operator Name:	Wolsdorfer
Comment:	DC 5V

Scan Setup: STAN_Fin [EMI radiated]

Hardware Setup:	Electric Field (NOS)
Receiver:	[ESCI 3]
Level Unit:	dBµV/m

Subrange	Step Size	Detectors	IF BW	Meas. Time	Preamp
30 MHz - 2 GHz	60 kHz	QPK	120 kHz	1 s	20 dB

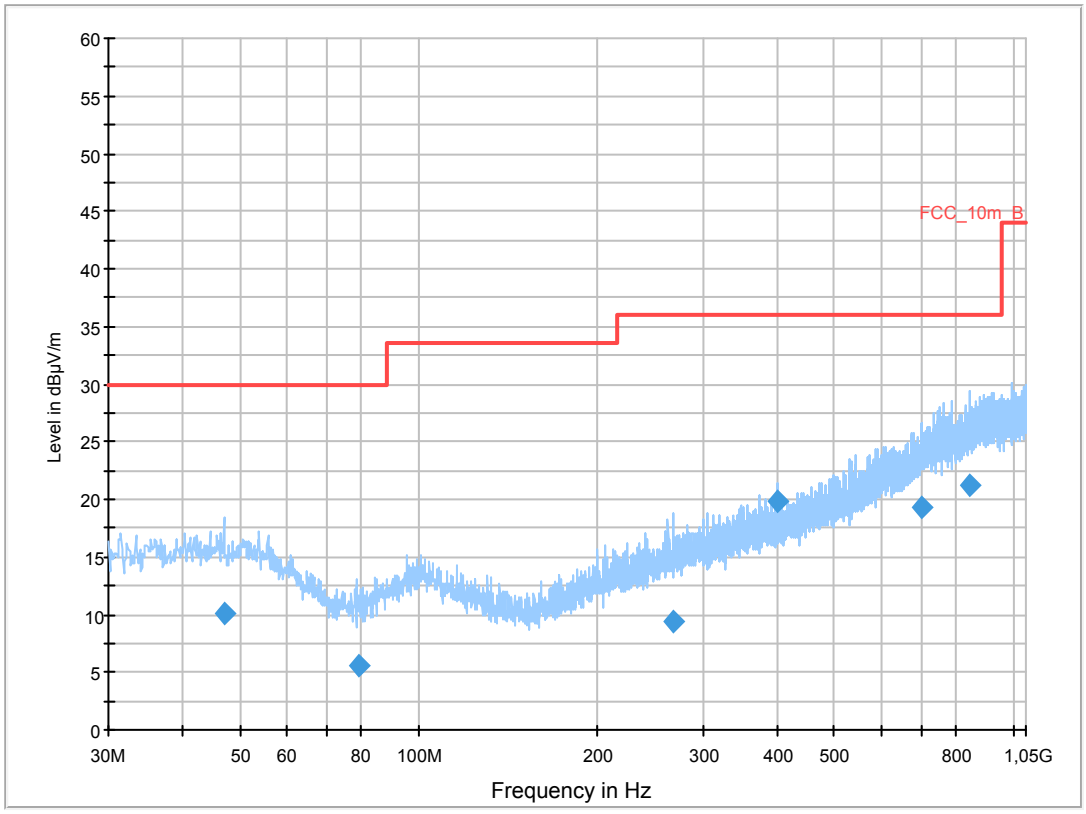

Final Result 1

Frequency (MHz)	QuasiPeak (dBµV/m)	Meas. Time (ms)	Bandwidth (kHz)	Height (cm)	Polarization	Azimuth (deg)	Corr. (dB)	Margin (dB)	Limit (dBµV/m)	Comment
46.916100	10.1	1000.0	120.000	98.0	V	10.0	13.3	19.9	30.0	
78.998250	5.5	1000.0	120.000	170.0	V	177.0	9.1	24.5	30.0	
267.942000	9.5	1000.0	120.000	98.0	V	88.0	13.8	26.6	36.0	
399.983100	19.8	1000.0	120.000	98.0	V	10.0	16.9	16.2	36.0	
702.367050	19.4	1000.0	120.000	133.0	V	3.0	22.6	16.6	36.0	
843.318000	21.2	1000.0	120.000	170.0	H	190.0	24.5	14.8	36.0	

Plot 12: 1 GHz to 12.75 GHz, 5270 MHz, vertical & horizontal polarization

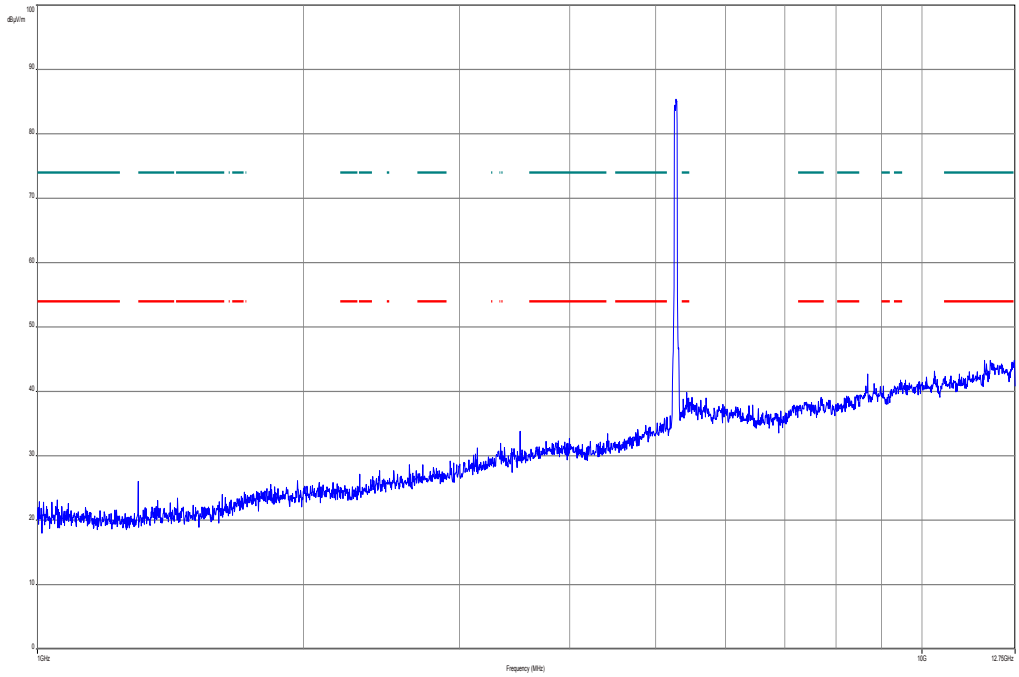

Plot 13: 12 GHz to 18 GHz, 5270 MHz, vertical & horizontal polarization

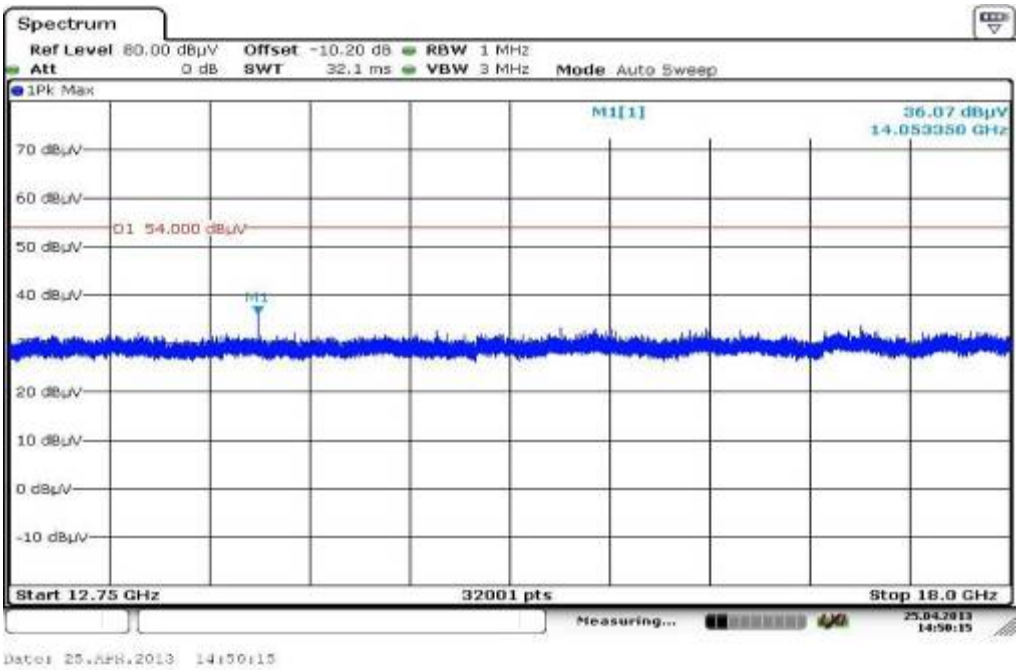

Plot 14: 18 GHz to 26 GHz, 5270 MHz, vertical & horizontal polarization

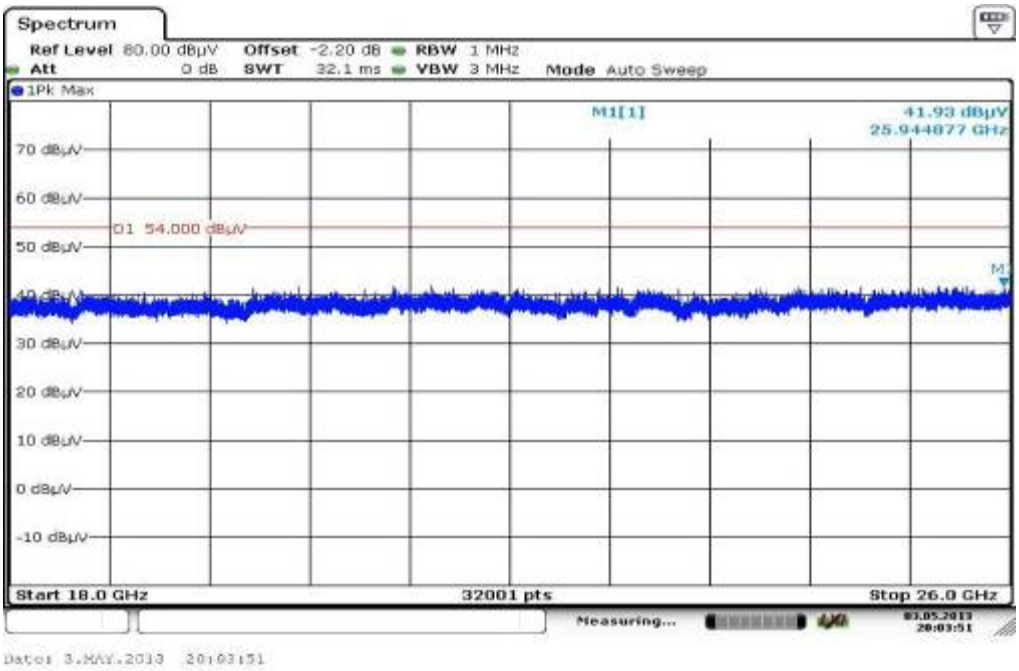

Plot 15: 26 GHz to 40 GHz, 5270 MHz, vertical & horizontal polarization

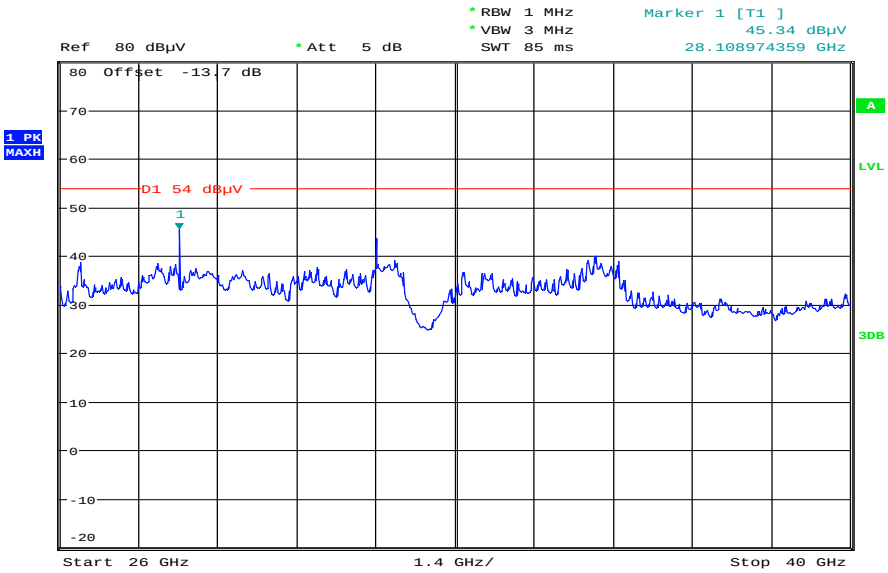

Date: 14.MAY.2013 11:08:08

Plot 16: 30 MHz to 1 GHz, 5310 MHz, vertical & horizontal polarization

Common Information

EUT:	WLANBV2-A + antenna 453564154611
Serial Number:	eval 2
Test Description:	FCC part 15 C class B @ 10 m
Operating Conditions:	wlan n-mode HT 40 tx @5300 MHz
Operator Name:	Wolsdorfer
Comment:	DC 5V

Scan Setup: STAN_Fin [EMI radiated]

Hardware Setup:	Electric Field (NOS)
Receiver:	[ESCI 3]
Level Unit:	dBµV/m

Subrange	Step Size	Detectors	IF BW	Meas. Time	Preamp
30 MHz - 2 GHz	60 kHz	QPK	120 kHz	1 s	20 dB

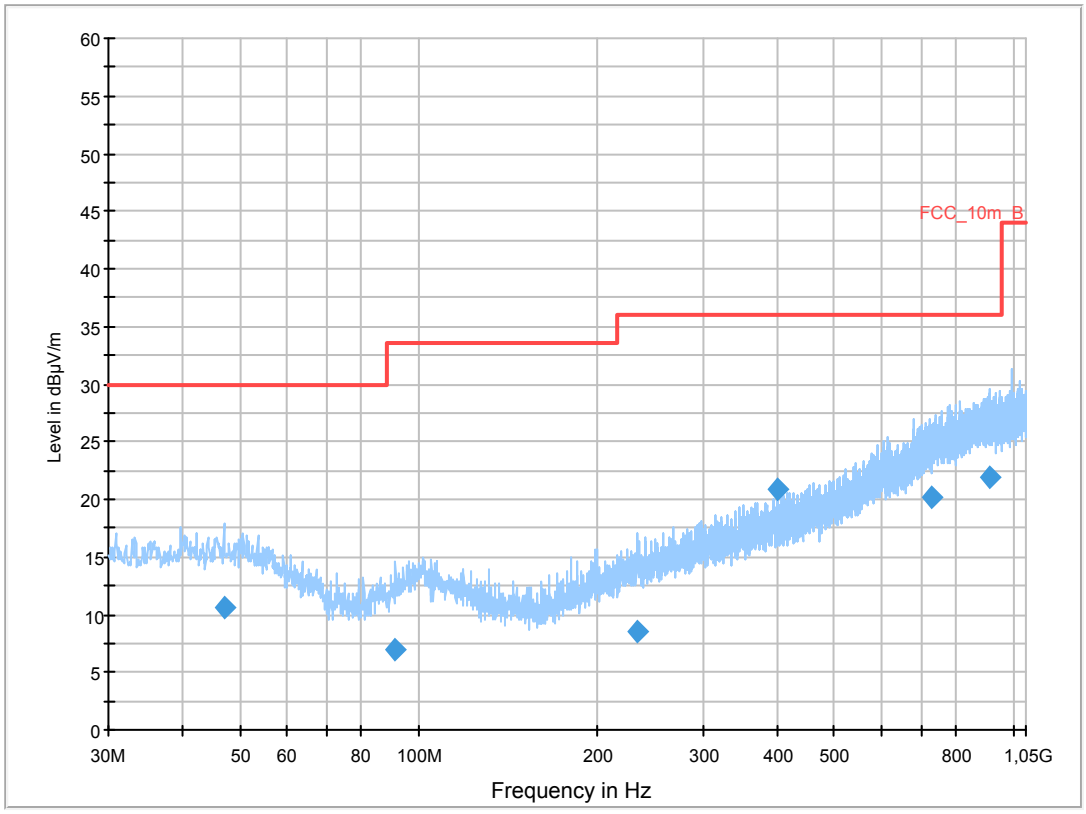

Final Result 1

Frequency (MHz)	QuasiPeak (dBµV/m)	Meas. Time (ms)	Bandwidth (kHz)	Height (cm)	Polarization	Azimuth (deg)	Corr. (dB)	Margin (dB)	Limit (dBµV/m)	Comment
47.063250	10.7	1000.0	120.000	98.0	V	10.0	13.3	19.3	30.0	
91.041900	6.9	1000.0	120.000	111.0	V	170.0	10.7	26.6	33.5	
233.008200	8.5	1000.0	120.000	170.0	H	80.0	12.8	27.5	36.0	
400.000350	20.9	1000.0	120.000	170.0	H	-10.0	16.9	15.1	36.0	
726.295350	20.1	1000.0	120.000	170.0	H	-5.0	23.1	15.9	36.0	
910.801350	21.8	1000.0	120.000	170.0	H	280.0	25.2	14.2	36.0	

Plot 17: 1 GHz to 12.75 GHz, 5310 MHz, vertical & horizontal polarization

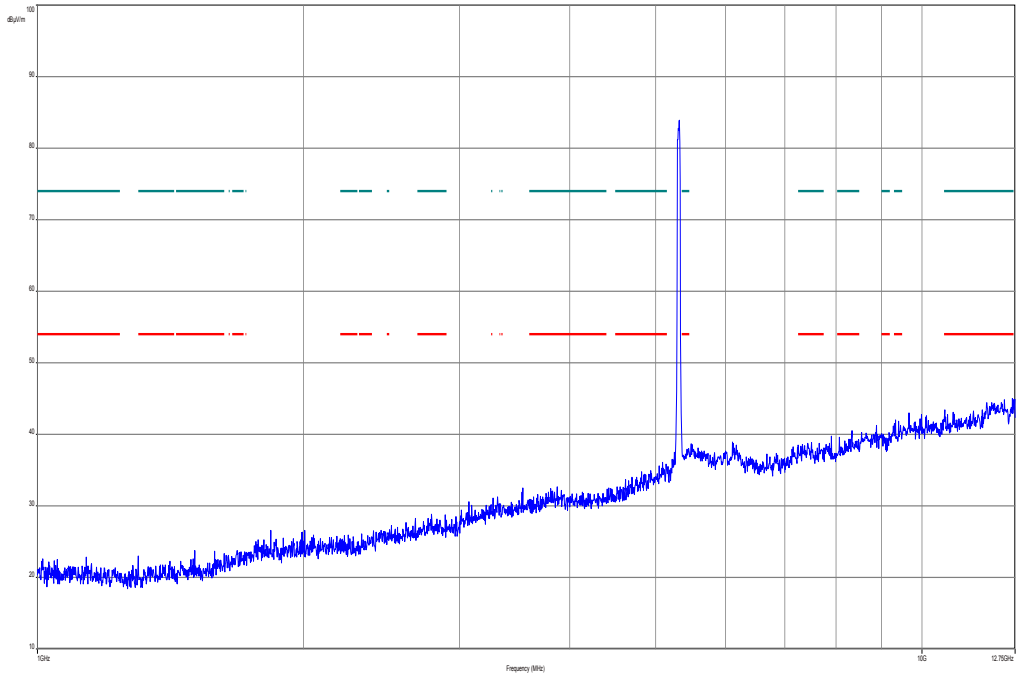

Plot 18: 12 GHz to 18 GHz, 5310 MHz, vertical & horizontal polarization

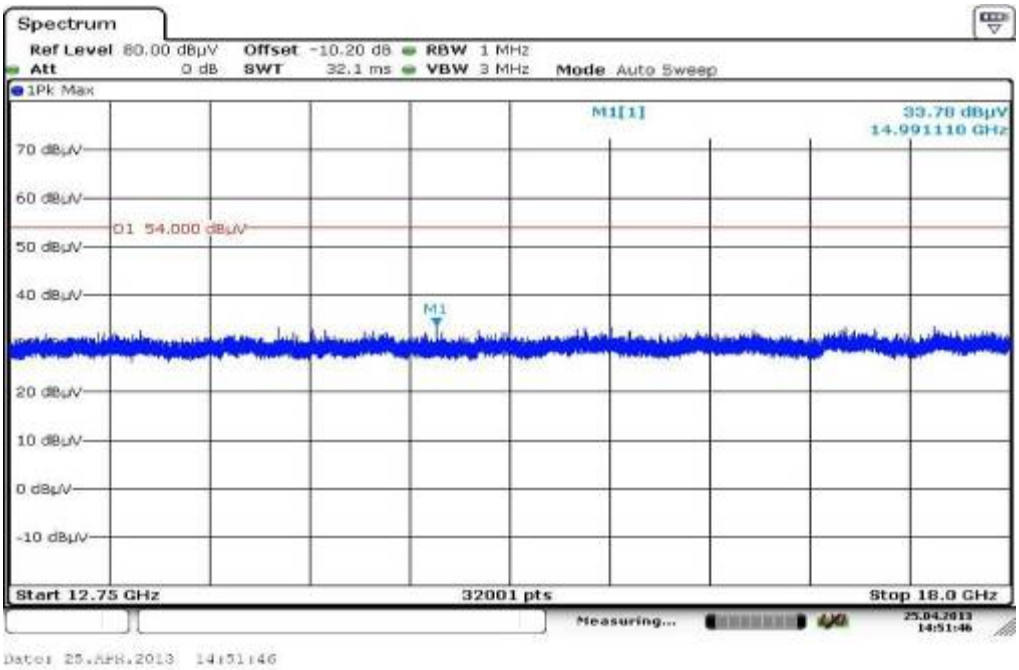

Plot 19: 18 GHz to 26 GHz, 5310 MHz, vertical & horizontal polarization

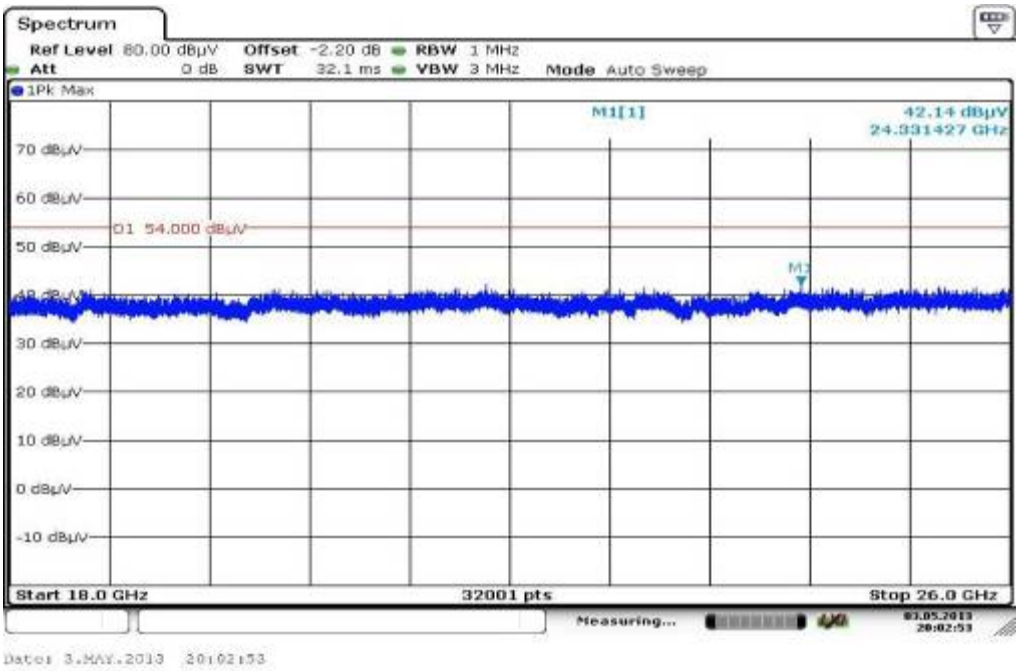

Plot 20: 26 GHz to 40 GHz, 5310 MHz, vertical & horizontal polarization

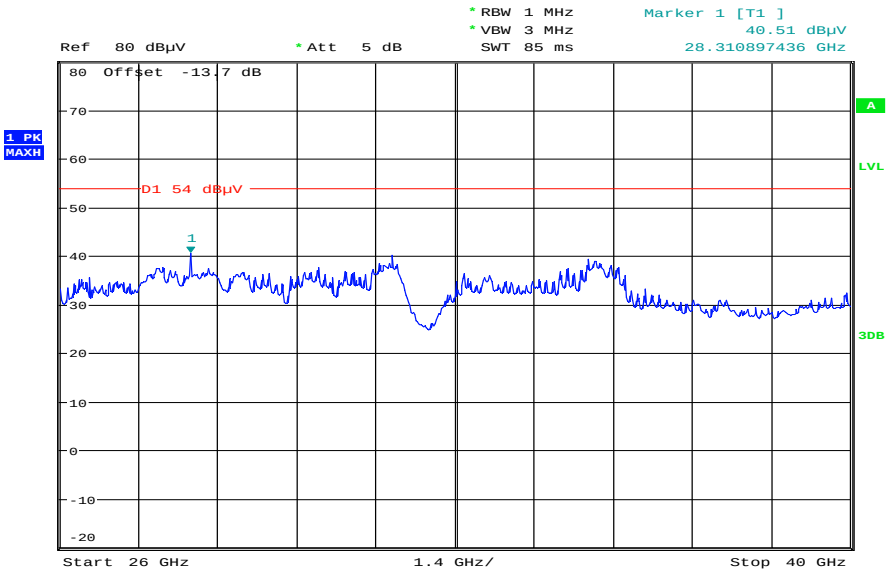

Date: 14.MAY.2013 11:09:12

Plot 21: 30 MHz to 1 GHz, 5510 MHz, vertical & horizontal polarization

Common Information

EUT:	WLANBV2-A + antenna 453564154611
Serial Number:	eval 2
Test Description:	FCC part 15 C class B @ 10 m
Operating Conditions:	wlan n-mode HT 40 tx @5510 MHz
Operator Name:	Wolsdorfer
Comment:	DC 5V

Scan Setup: STAN_Fin [EMI radiated]

Hardware Setup:	Electric Field (NOS)
Receiver:	[ESCI 3]
Level Unit:	dBµV/m

Subrange	Step Size	Detectors	IF BW	Meas. Time	Preamp
30 MHz - 2 GHz	60 kHz	QPK	120 kHz	1 s	20 dB

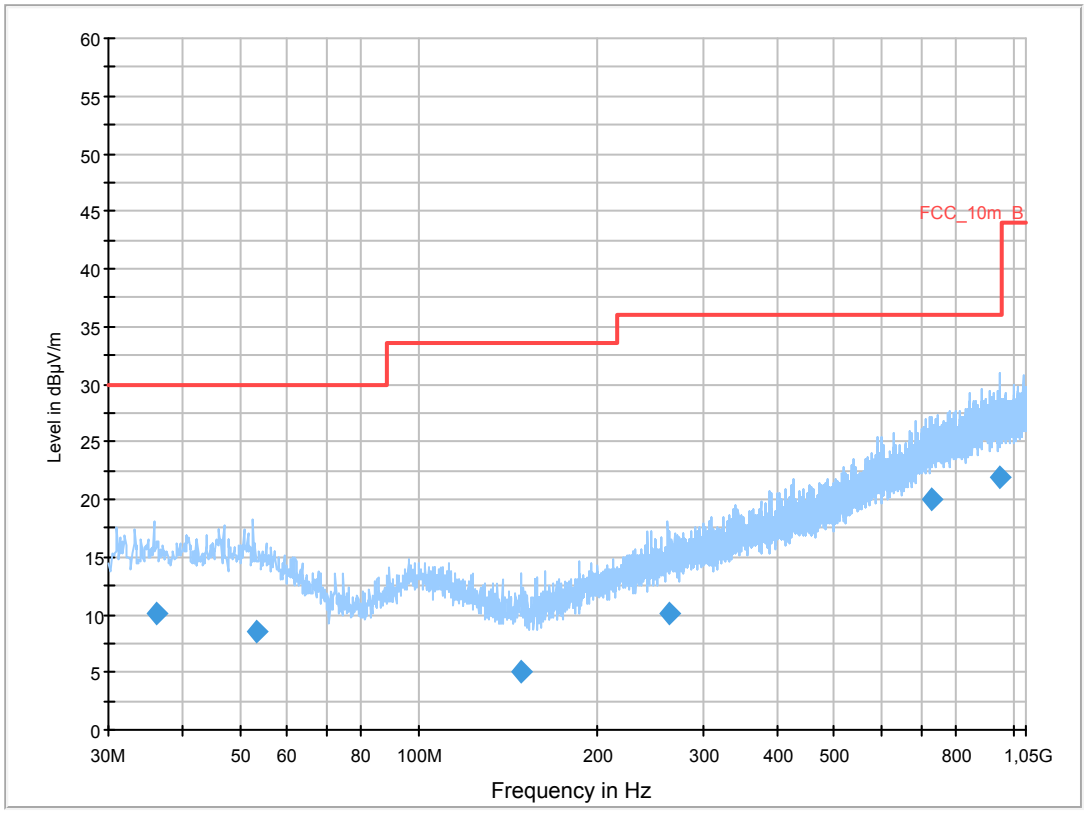

Final Result 1

Frequency (MHz)	QuasiPeak (dBµV/m)	Meas. Time (ms)	Bandwidth (kHz)	Height (cm)	Polarization	Azimuth (deg)	Corr. (dB)	Margin (dB)	Limit (dBµV/m)	Comment
36.048150	10.0	1000.0	120.000	161.0	V	88.0	13.1	20.0	30.0	
53.140200	8.6	1000.0	120.000	170.0	H	190.0	13.1	21.4	30.0	
148.185150	5.0	1000.0	120.000	170.0	H	100.0	8.9	28.5	33.5	
263.107050	10.0	1000.0	120.000	170.0	H	-10.0	13.6	26.0	36.0	
729.828000	20.0	1000.0	120.000	170.0	V	183.0	23.2	16.0	36.0	
945.747150	21.9	1000.0	120.000	170.0	H	-10.0	25.3	14.1	36.0	

Plot 22: 1 GHz to 12.75 GHz, 5510 MHz, vertical & horizontal polarization

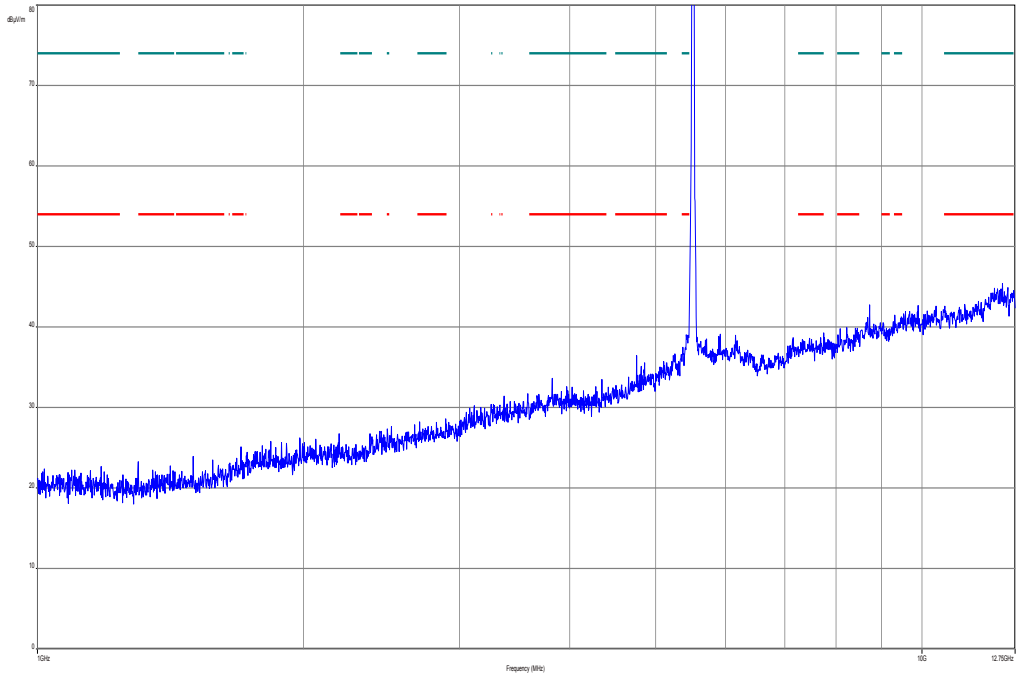

Plot 23: 12 GHz to 18 GHz, 5510 MHz, vertical & horizontal polarization

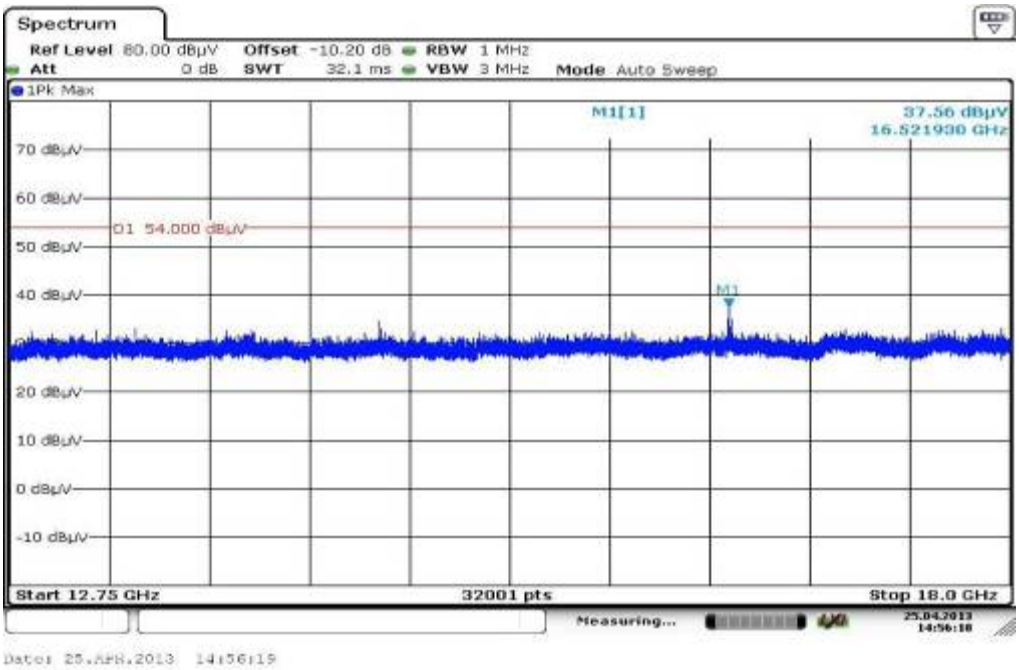

Plot 24: 18 GHz to 26 GHz, 5510 MHz, vertical & horizontal polarization

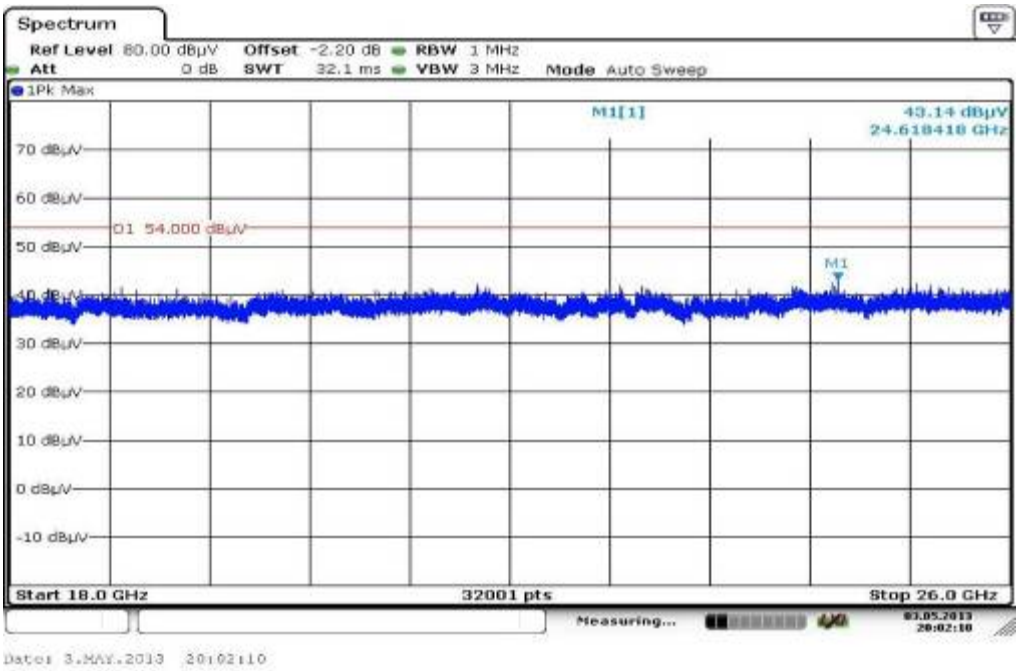

Plot 25: 26 GHz to 40 GHz, 5510 MHz, vertical & horizontal polarization

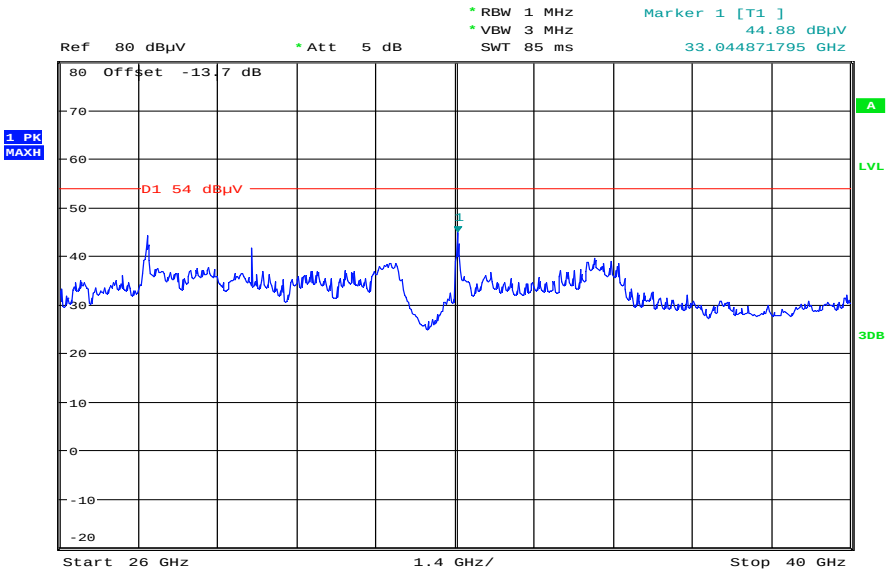

Date: 14.MAY.2013 11:10:19

Plot 26: 30 MHz to 1 GHz, 5590 MHz, vertical & horizontal polarization

Common Information

EUT:	WLANBV2-A + antenna 453564154611
Serial Number:	eval 2
Test Description:	FCC part 15 C class B @ 10 m
Operating Conditions:	wlan n-mode HT 40 tx @5580 MHz
Operator Name:	Wolsdorfer
Comment:	DC 5V

Scan Setup: STAN_Fin [EMI radiated]

Hardware Setup:	Electric Field (NOS)
Receiver:	[ESCI 3]
Level Unit:	dBµV/m

Subrange	Step Size	Detectors	IF BW	Meas. Time	Preamp
30 MHz - 2 GHz	60 kHz	QPK	120 kHz	1 s	20 dB

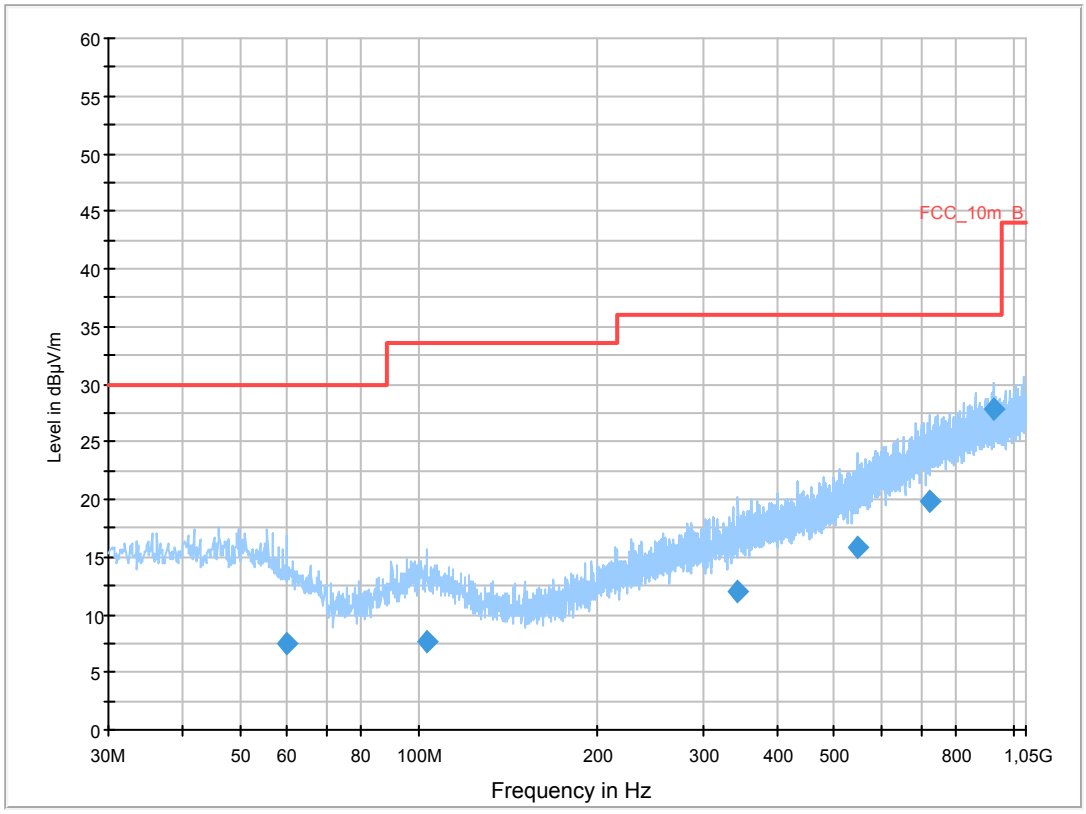

Final Result 1

Frequency (MHz)	QuasiPeak (dBµV/m)	Meas. Time (ms)	Bandwidth (kHz)	Height (cm)	Polarization	Azimuth (deg)	Corr. (dB)	Margin (dB)	Limit (dBµV/m)	Comment
59.888550	7.6	1000.0	120.000	170.0	H	280.0	11.6	22.4	30.0	
102.736800	7.6	1000.0	120.000	170.0	H	10.0	11.7	25.9	33.5	
344.252100	12.1	1000.0	120.000	170.0	H	270.0	15.9	23.9	36.0	
546.760350	15.8	1000.0	120.000	170.0	V	190.0	19.3	20.2	36.0	
723.282900	19.9	1000.0	120.000	163.0	H	81.0	23.0	16.1	36.0	
927.467550	27.8	1000.0	120.000	170.0	V	0.0	25.3	8.2	36.0	

Plot 27: 1 GHz to 12.75 GHz, 5590 MHz, vertical & horizontal polarization

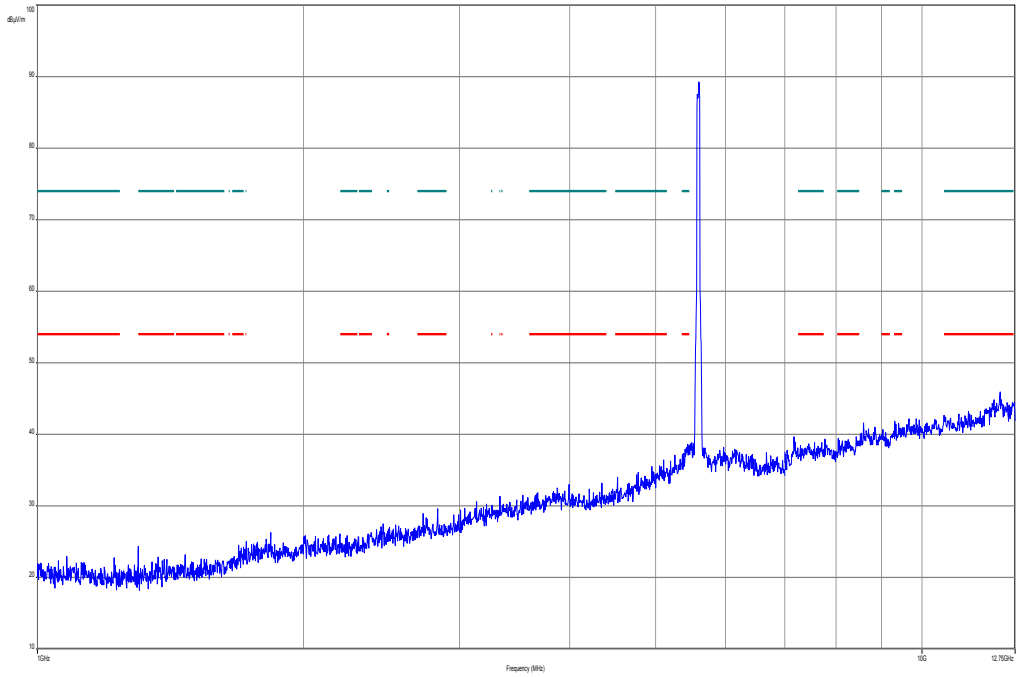

Plot 28: 12 GHz to 18 GHz, 5590 MHz, vertical & horizontal polarization

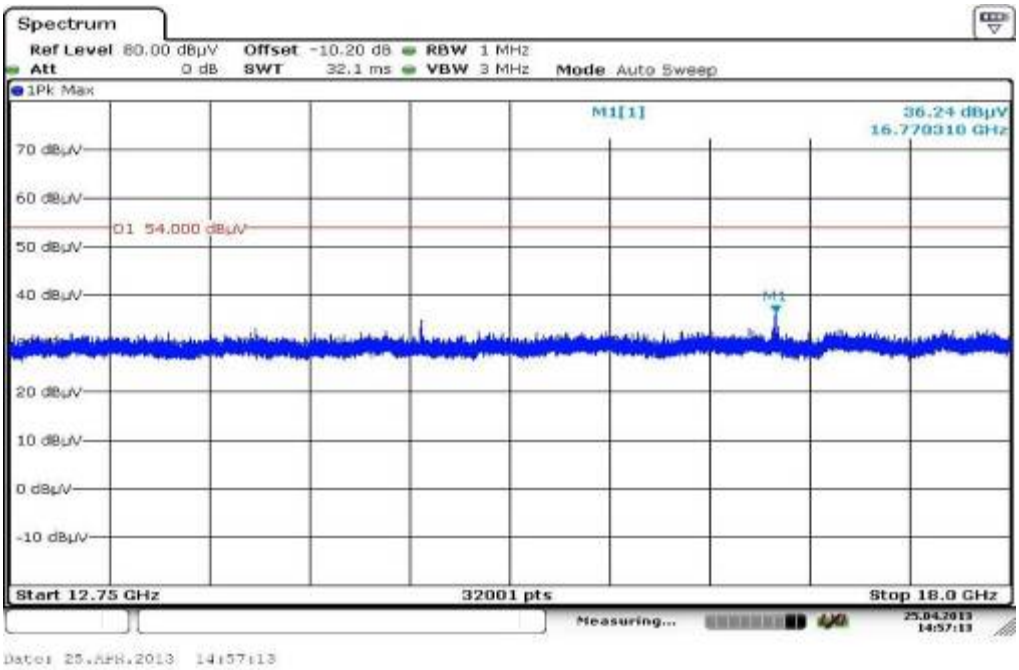

Plot 29: 18 GHz to 26 GHz, 5590 MHz, vertical & horizontal polarization

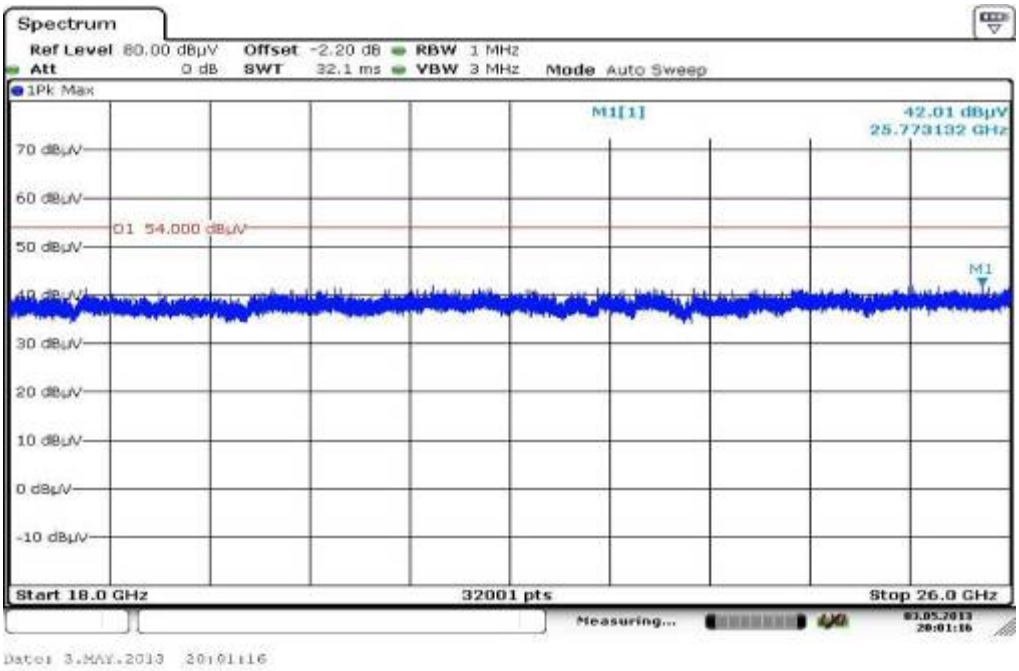

Plot 30: 26 GHz to 40 GHz, 5590 MHz, vertical & horizontal polarization

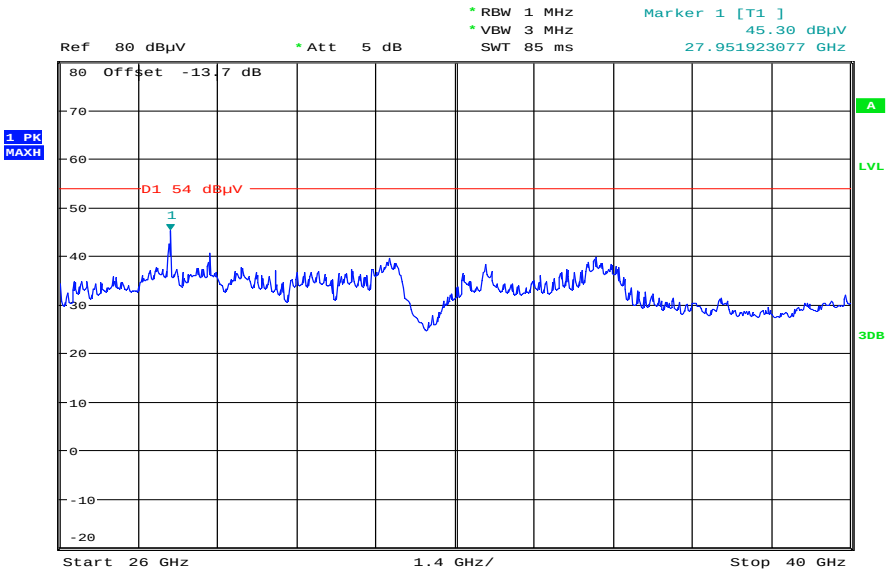

Date: 14.MAY.2013 11:11:29

Plot 31: 30 MHz to 1 GHz, 5670 MHz, vertical & horizontal polarization

Common Information

EUT:	WLANBV2-A + antenna 453564154611
Serial Number:	eval 2
Test Description:	FCC part 15 C class B @ 10 m
Operating Conditions:	wlan n-mode HT 40 tx @5660MHz
Operator Name:	Wolsdorfer
Comment:	DC 5V

Scan Setup: STAN_Fin [EMI radiated]

Hardware Setup:	Electric Field (NOS)
Receiver:	[ESCI 3]
Level Unit:	dBµV/m

Subrange	Step Size	Detectors	IF BW	Meas. Time	Preamp
30 MHz - 2 GHz	60 kHz	QPK	120 kHz	1 s	20 dB

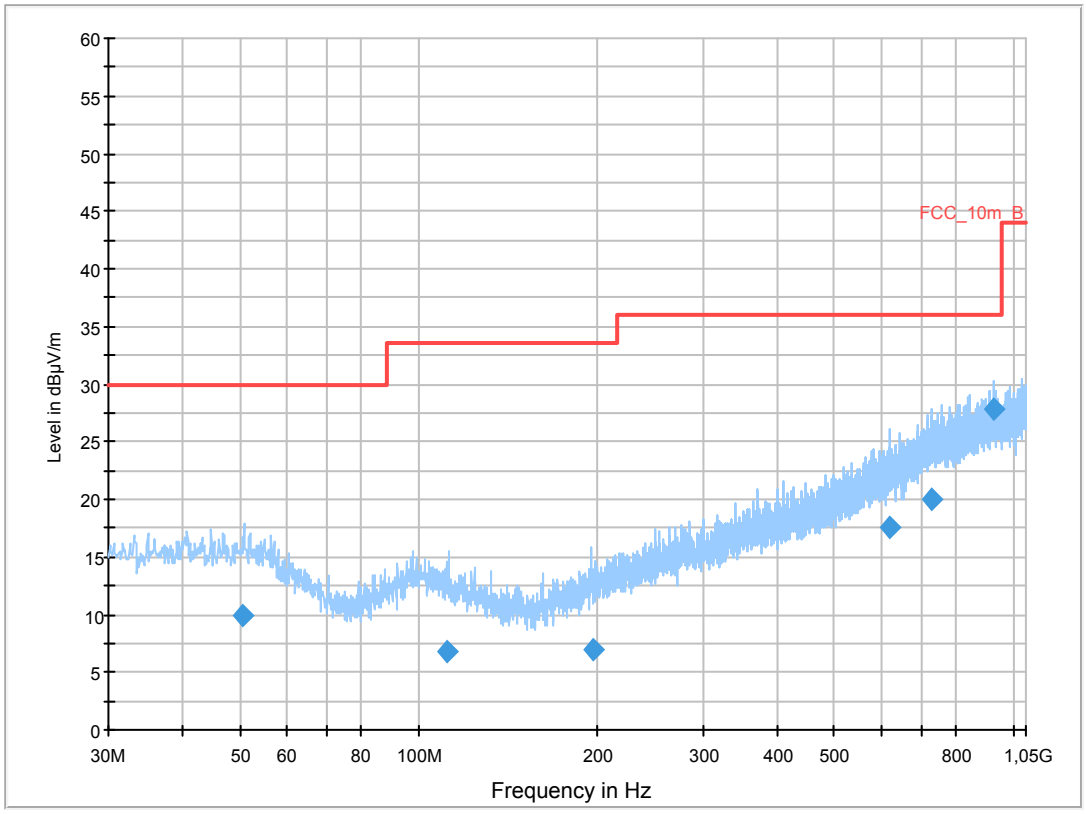

Final Result 1

Frequency (MHz)	QuasiPeak (dBµV/m)	Meas. Time (ms)	Bandwidth (kHz)	Height (cm)	Polarization	Azimuth (deg)	Corr. (dB)	Margin (dB)	Limit (dBµV/m)	Comment
50.419050	9.9	1000.0	120.000	112.0	V	90.0	13.3	20.1	30.0	
111.517800	6.8	1000.0	120.000	170.0	H	280.0	10.9	26.7	33.5	
195.692850	7.0	1000.0	120.000	170.0	H	100.0	11.4	26.5	33.5	
619.340250	17.6	1000.0	120.000	170.0	V	80.0	20.9	18.4	36.0	
727.471500	19.9	1000.0	120.000	170.0	V	100.0	23.1	16.1	36.0	
927.436050	27.9	1000.0	120.000	170.0	V	-4.0	25.3	8.1	36.0	

Plot 32: 1 GHz to 12.75 GHz, 5670 MHz, vertical & horizontal polarization

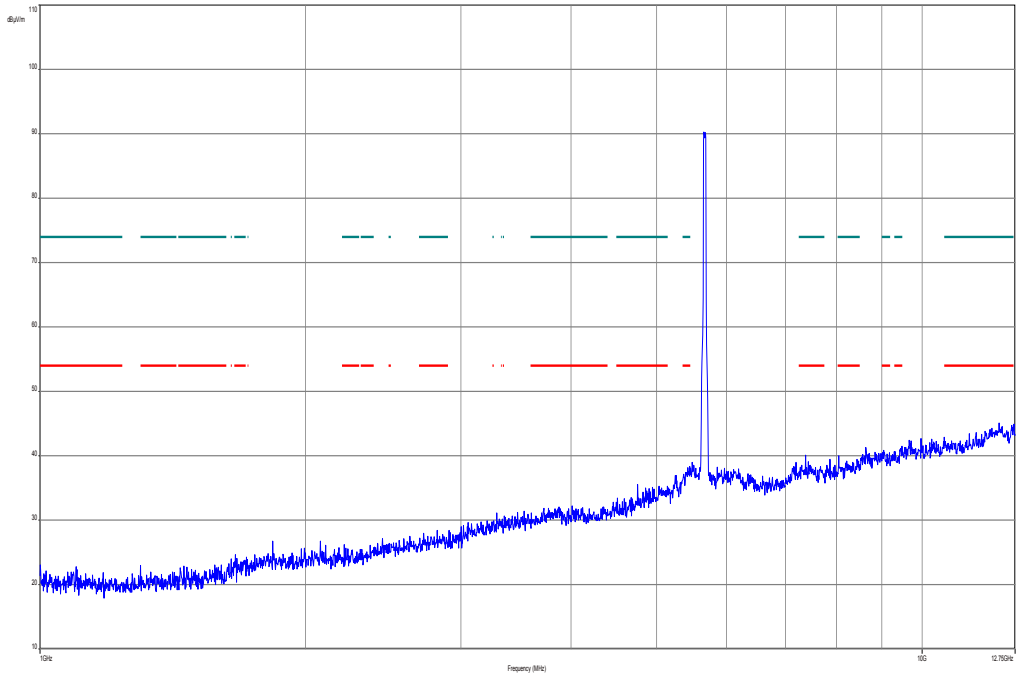

Plot 33: 12 GHz to 18 GHz, 5670 MHz, vertical & horizontal polarization

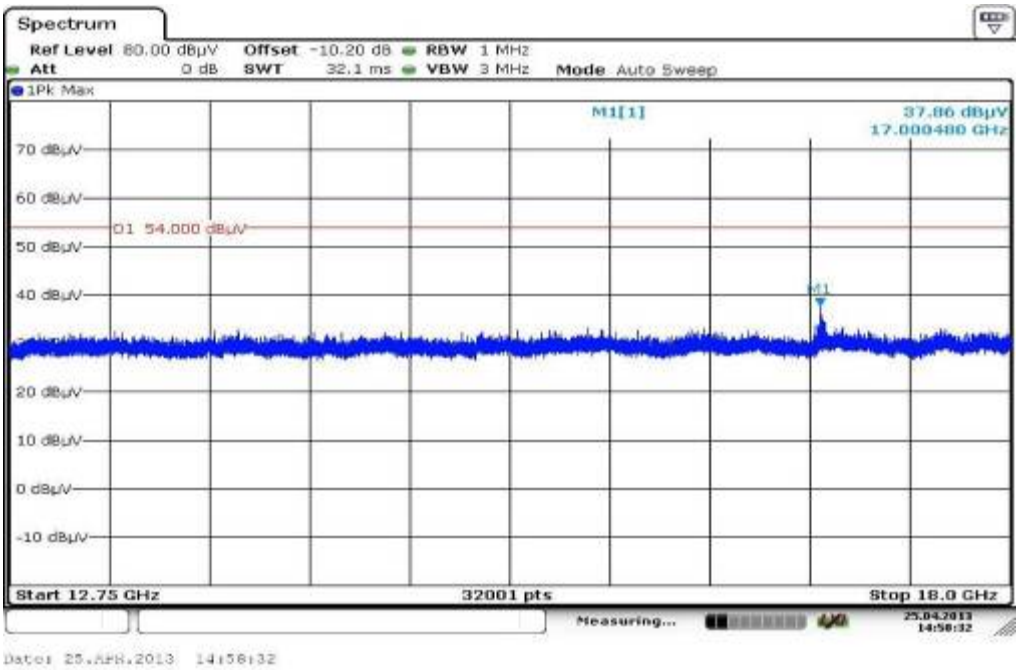

Plot 34: 18 GHz to 26 GHz, 5670 MHz, vertical & horizontal polarization

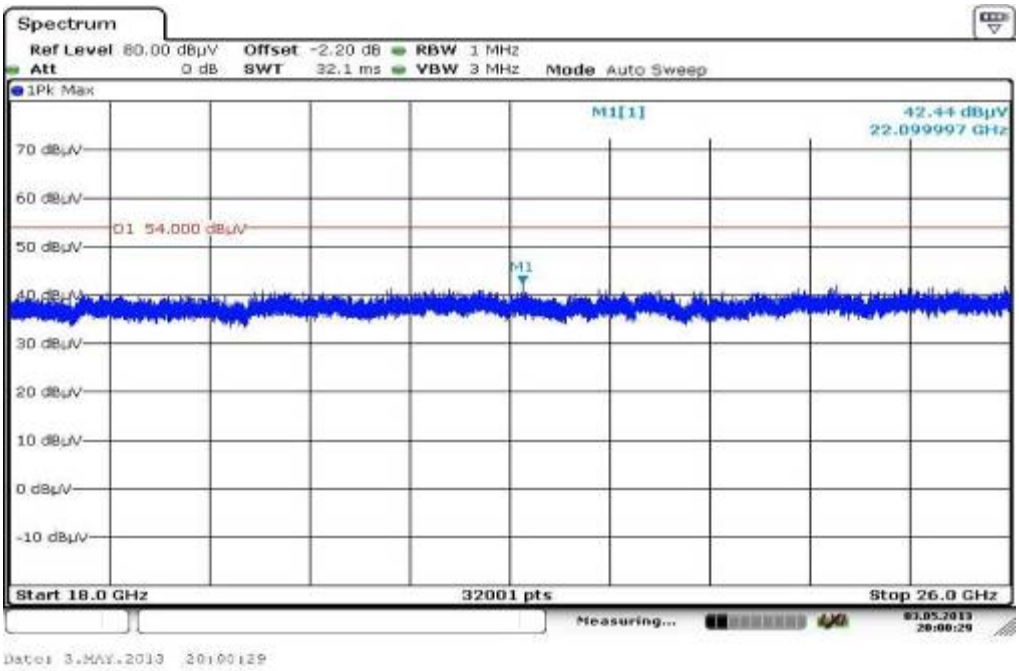

Plot 35: 26 GHz to 40 GHz, 5670 MHz, vertical & horizontal polarization

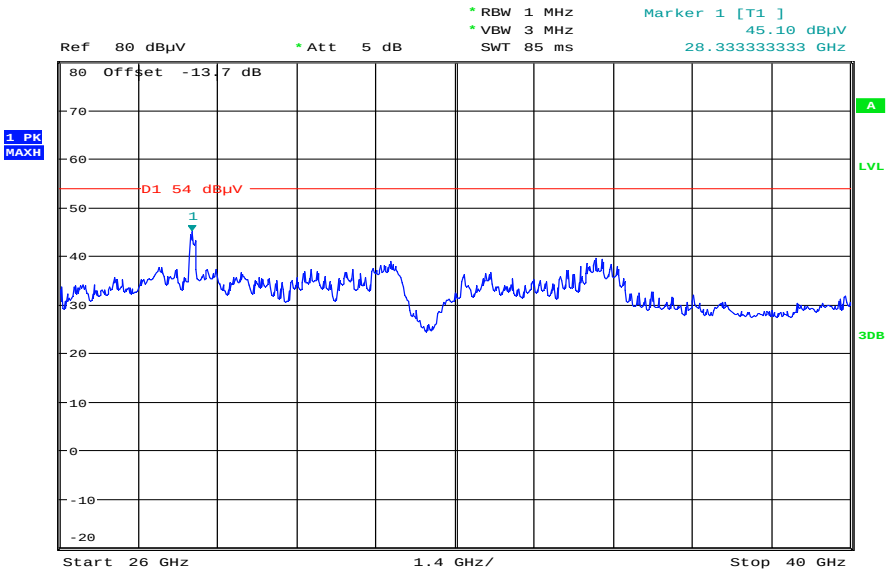

Date: 14.MAY.2013 11:12:10

Antenna 453564175981

Plots: OFDM / a – mode

Plot 1: 30 MHz to 1 GHz, 5180 MHz, vertical & horizontal polarization

Common Information

EUT:	WLANBV2-A + antenna 453564175981
Serial Number:	eval
Test Description:	FCC part 15 C class B @ 10 m
Operating Conditions:	WLAN a mode tx @ 5180MHz
Operator Name:	Hennemann
Comment:	DC 5V

Scan Setup: STAN_Fin [EMI radiated]

Hardware Setup:	Electric Field (NOS)
Receiver:	[ESCI 3]
Level Unit:	dBµV/m

Subrange	Step Size	Detectors	IF BW	Meas. Time	Preamp
30 MHz - 2 GHz	60 kHz	QPK	120 kHz	1 s	20 dB

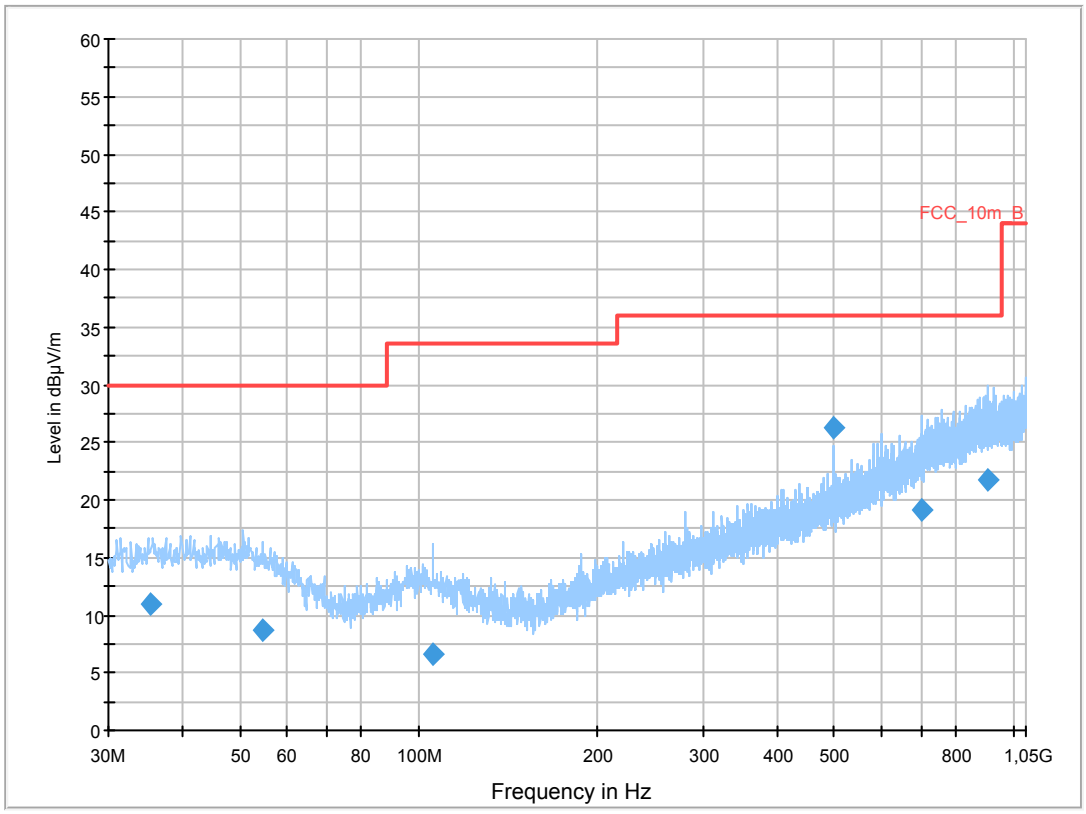

Final Result 1

Frequency (MHz)	QuasiPeak (dBµV/m)	Meas. Time (ms)	Bandwidth (kHz)	Height (cm)	Polarization	Azimuth (deg)	Corr. (dB)	Margin (dB)	Limit (dBµV/m)	Comment
35.427900	10.9	1000.0	120.000	132.0	V	81.0	13.1	19.1	30.0	
54.651900	8.7	1000.0	120.000	170.0	V	100.0	12.9	21.3	30.0	
105.300900	6.6	1000.0	120.000	160.0	H	280.0	11.4	26.9	33.5	
499.990950	26.3	1000.0	120.000	98.0	V	267.0	18.7	9.7	36.0	
701.938050	19.2	1000.0	120.000	111.0	H	-5.0	22.5	16.8	36.0	
904.956750	21.7	1000.0	120.000	170.0	H	100.0	25.2	14.3	36.0	

Plot 2: 1 GHz to 12.75 GHz, 5180 MHz, vertical & horizontal polarization

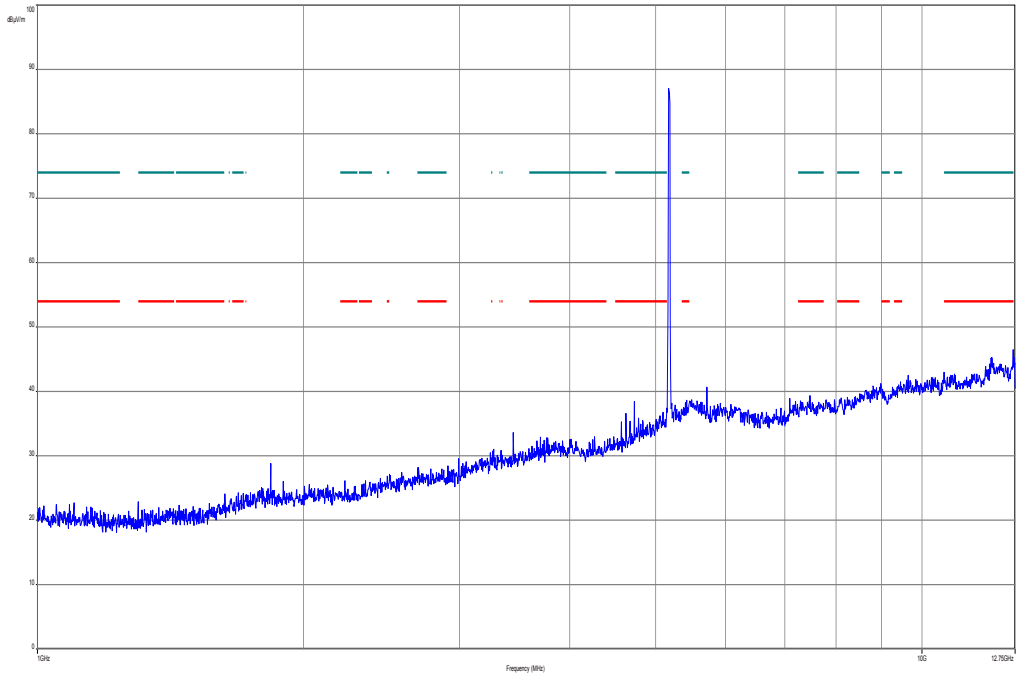

Plot 3: 12 GHz to 18 GHz, 5180 MHz, vertical & horizontal polarization

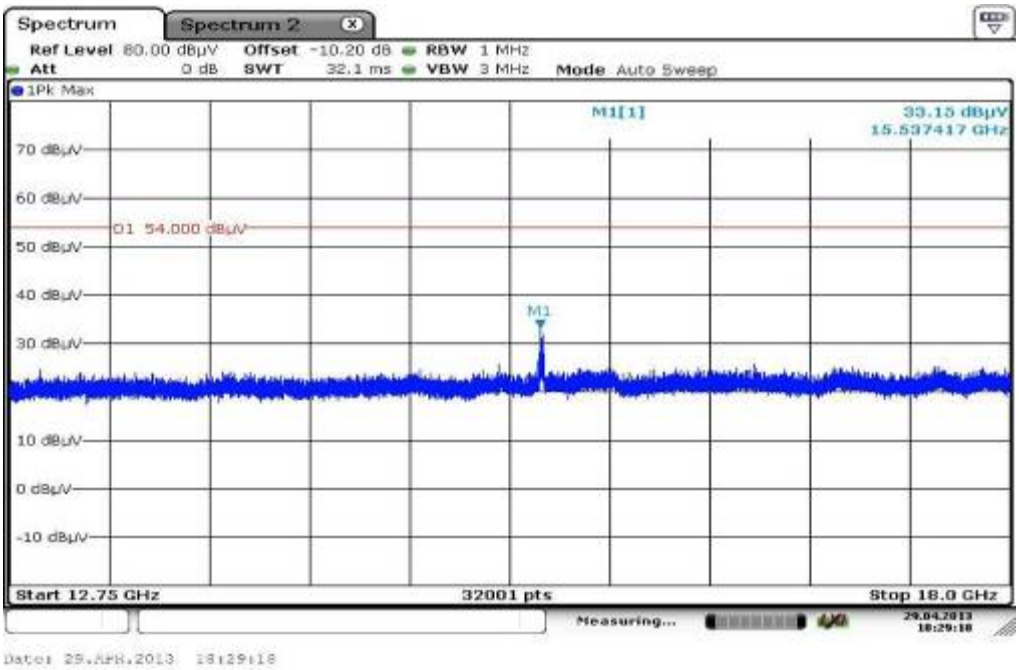

Plot 4: 18 GHz to 26 GHz, 5180 MHz, vertical & horizontal polarization

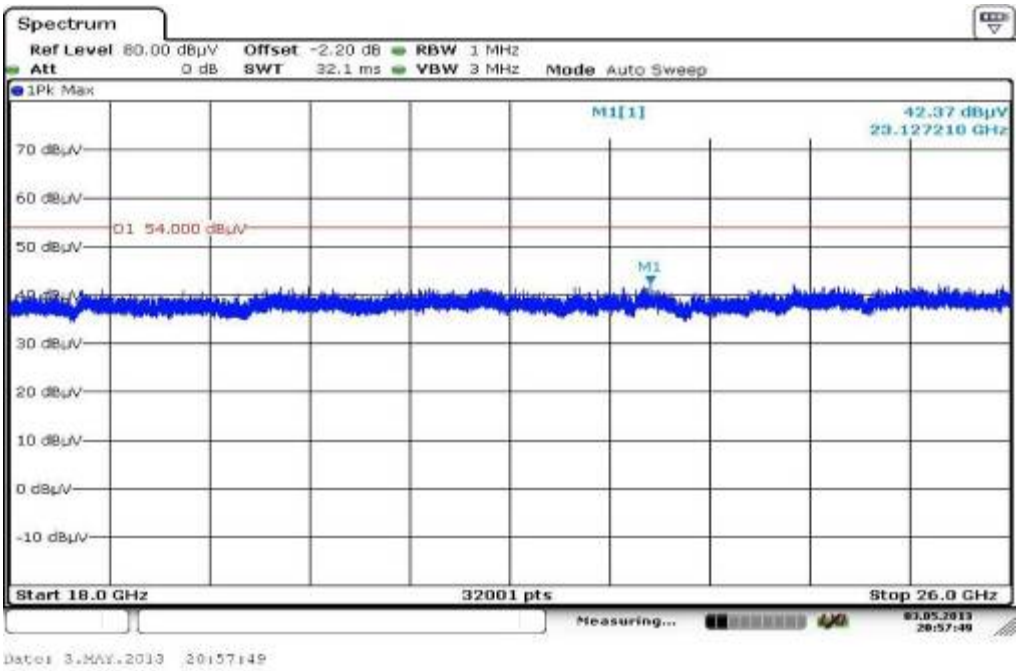

Plot 5: 26 GHz to 40 GHz, 5180 MHz, vertical & horizontal polarization

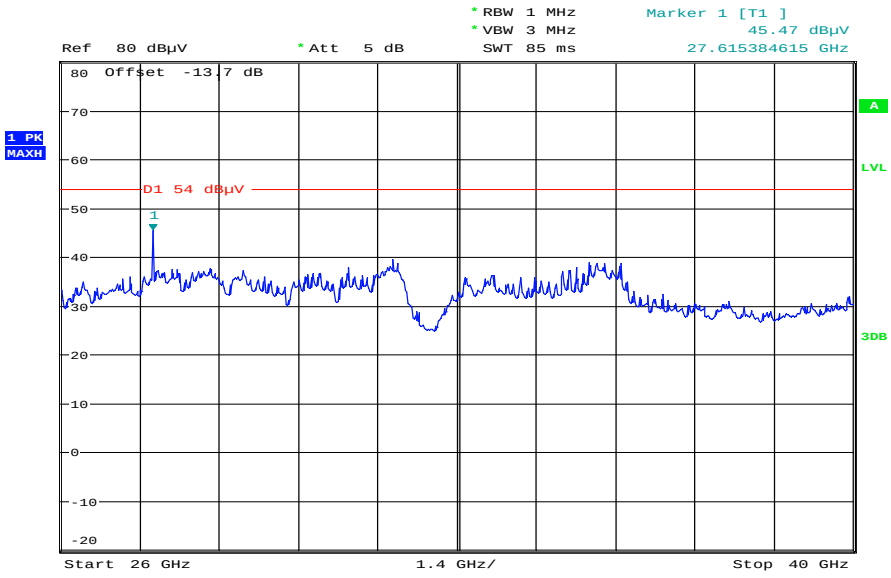

Date: 14.MAY.2013 11:26:01

Plot 6: 30 MHz to 1 GHz, 5240 MHz, vertical & horizontal polarization

Common Information

EUT:	WLANBV2-A + antenna 453564175981
Serial Number:	eval
Test Description:	FCC part 15 C class B @ 10 m
Operating Conditions:	WLAN a mode tx @ 5240MHz
Operator Name:	Hennemann
Comment:	DC 5V

Scan Setup: STAN_Fin [EMI radiated]

Hardware Setup:	Electric Field (NOS)
Receiver:	[ESCI 3]
Level Unit:	dBµV/m

Subrange	Step Size	Detectors	IF BW	Meas. Time	Preamp
30 MHz - 2 GHz	60 kHz	QPK	120 kHz	1 s	20 dB

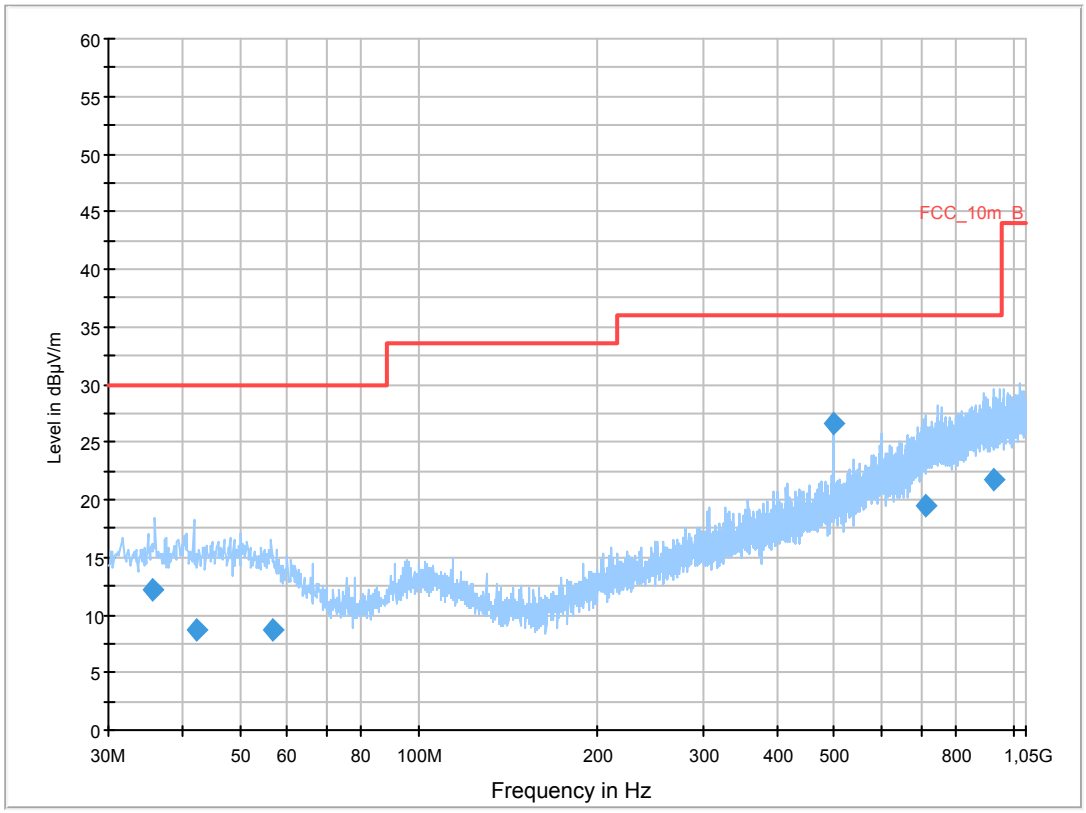

Final Result 1

Frequency (MHz)	QuasiPeak (dBµV/m)	Meas. Time (ms)	Bandwidth (kHz)	Height (cm)	Polarization	Azimuth (deg)	Corr. (dB)	Margin (dB)	Limit (dBµV/m)	Comment
35.469150	12.1	1000.0	120.000	135.0	V	10.0	13.1	17.9	30.0	
42.294150	8.8	1000.0	120.000	170.0	V	171.0	13.4	21.2	30.0	
56.913000	8.6	1000.0	120.000	130.0	V	266.0	12.4	21.4	30.0	
500.016000	26.5	1000.0	120.000	98.0	V	260.0	18.7	9.5	36.0	
711.539700	19.5	1000.0	120.000	170.0	V	280.0	22.8	16.6	36.0	
928.884300	21.7	1000.0	120.000	111.0	V	-5.0	25.3	14.3	36.0	

Plot 7: 1 GHz to 12.75 GHz, 5240 MHz, vertical & horizontal polarization

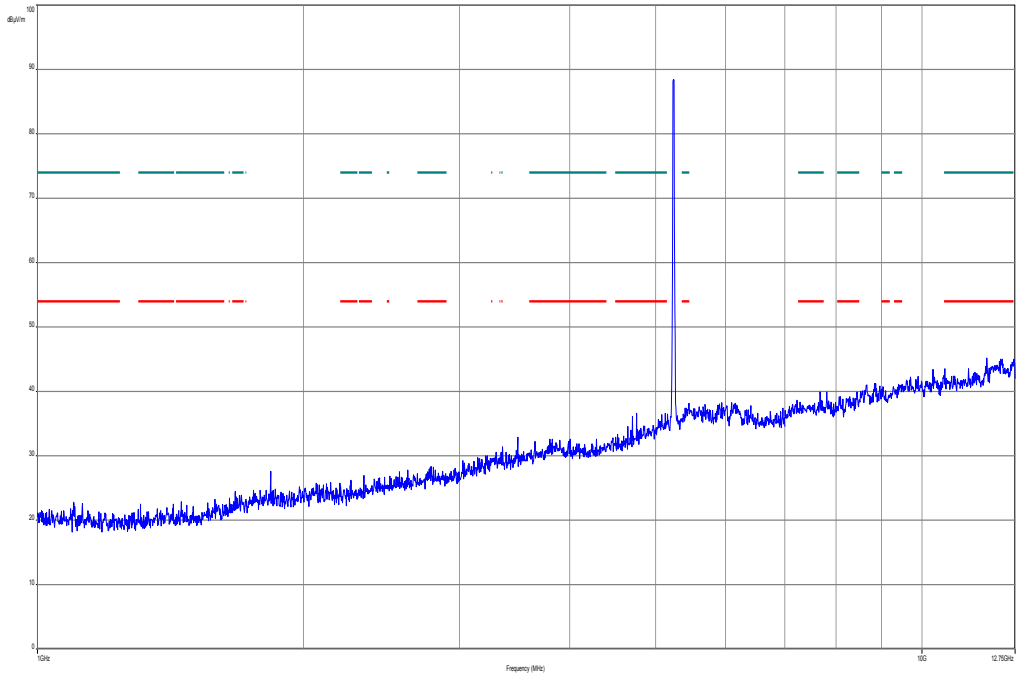

Plot 8: 12 GHz to 18 GHz, 5240 MHz, vertical & horizontal polarization

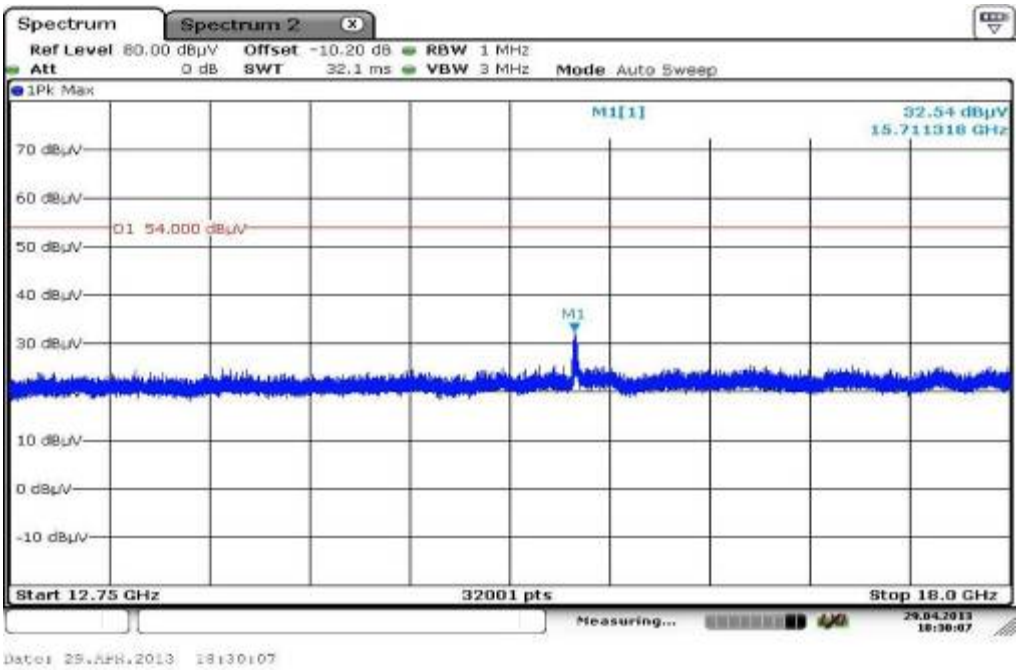

Plot 9: 18 GHz to 26 GHz, 5240 MHz, vertical & horizontal polarization

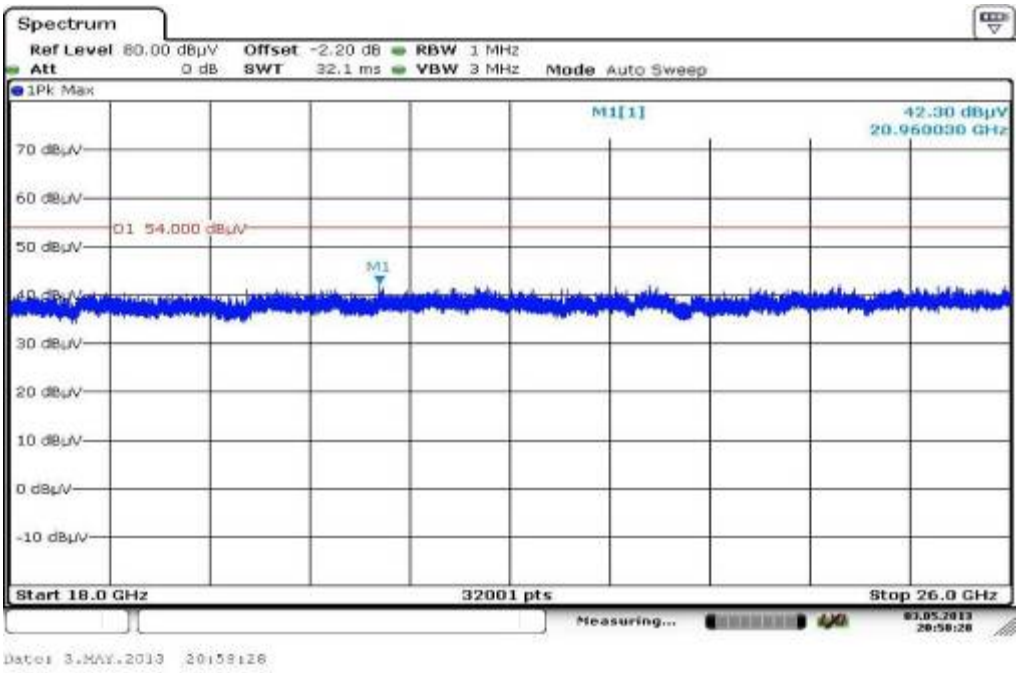

Plot 10: 26 GHz to 40 GHz, 5240 MHz, vertical & horizontal polarization

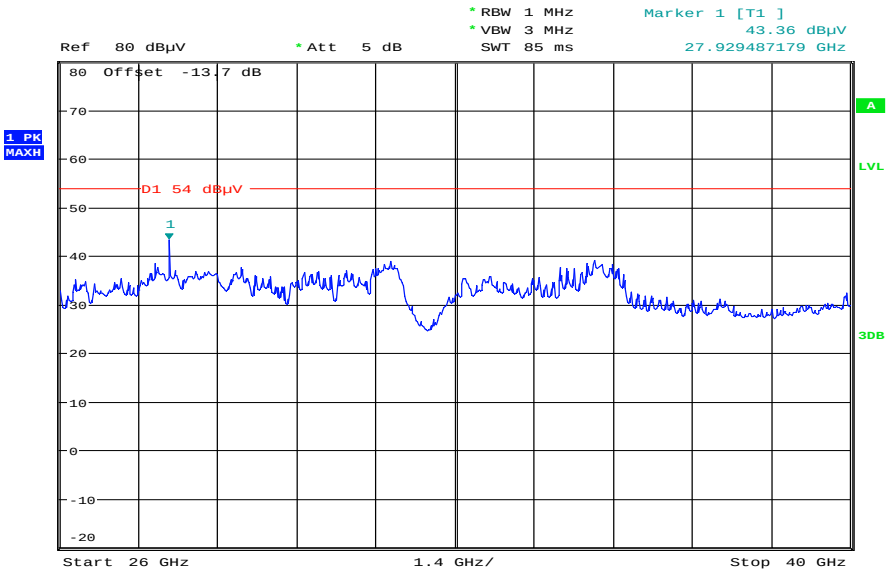

Date: 14.MAY.2013 11:45:06

Plot 11: 30 MHz to 1 GHz, 5260 MHz, vertical & horizontal polarization

Common Information

EUT:	WLANBV2-A + antenna 453564175981
Serial Number:	eval
Test Description:	FCC part 15 C class B @ 10 m
Operating Conditions:	WLAN a mode tx @ 5260MHz
Operator Name:	Hennemann
Comment:	DC 5V

Scan Setup: STAN_Fin [EMI radiated]

Hardware Setup:	Electric Field (NOS)
Receiver:	[ESCI 3]
Level Unit:	dBµV/m

Subrange	Step Size	Detectors	IF BW	Meas. Time	Preamp
30 MHz - 2 GHz	60 kHz	QPK	120 kHz	1 s	20 dB

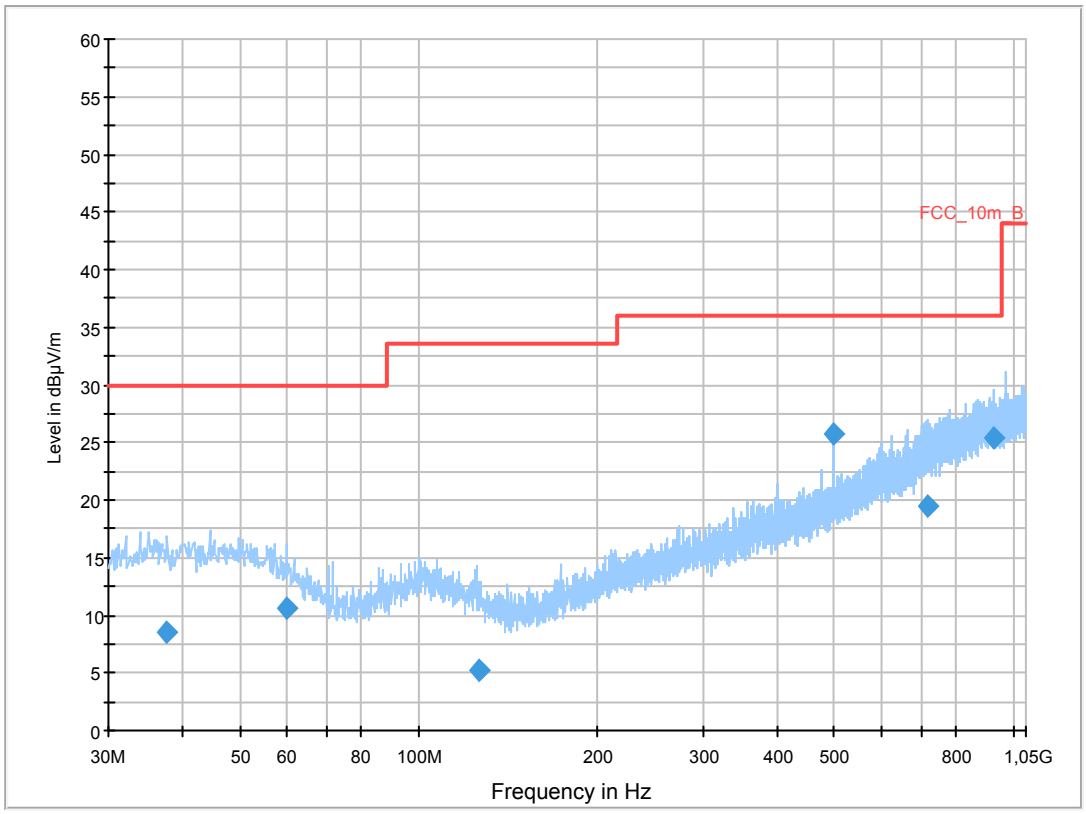

Final Result 1

Frequency (MHz)	QuasiPeak (dBµV/m)	Meas. Time (ms)	Bandwidth (kHz)	Height (cm)	Polarization	Azimuth (deg)	Corr. (dB)	Margin (dB)	Limit (dBµV/m)	Comment
37.661100	8.6	1000.0	120.000	133.0	H	-10.0	13.3	21.4	30.0	
60.001050	10.6	1000.0	120.000	111.0	V	0.0	11.6	19.4	30.0	
125.823150	5.2	1000.0	120.000	170.0	H	171.0	9.7	28.3	33.5	
500.009550	25.7	1000.0	120.000	170.0	H	81.0	18.7	10.3	36.0	
719.906400	19.6	1000.0	120.000	170.0	V	190.0	23.0	16.4	36.0	
927.349950	25.3	1000.0	120.000	98.0	H	-5.0	25.3	10.7	36.0	

Plot 12: 1 GHz to 12.75 GHz, 5260 MHz, vertical & horizontal polarization

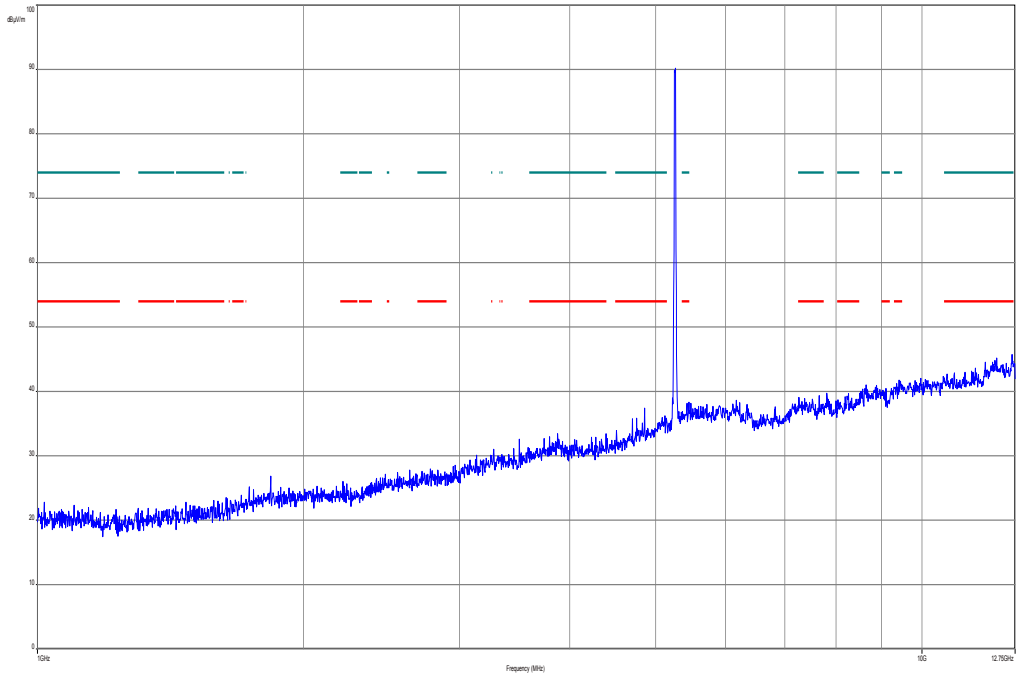

Plot 13: 12 GHz to 18 GHz, 5260 MHz, vertical & horizontal polarization

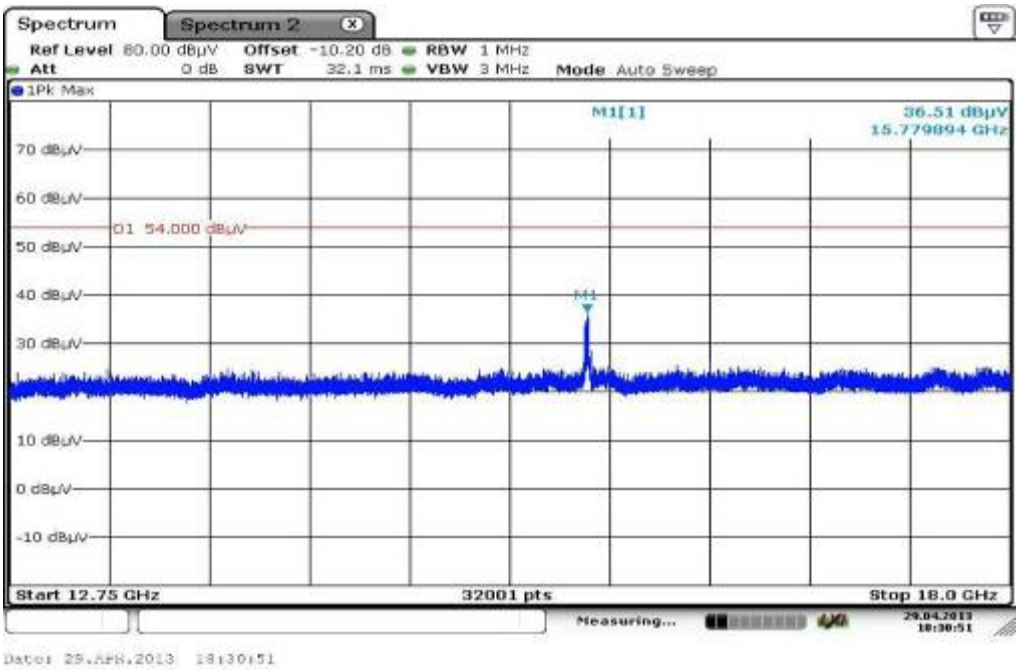

Plot 14: 18 GHz to 26 GHz, 5260 MHz, vertical & horizontal polarization

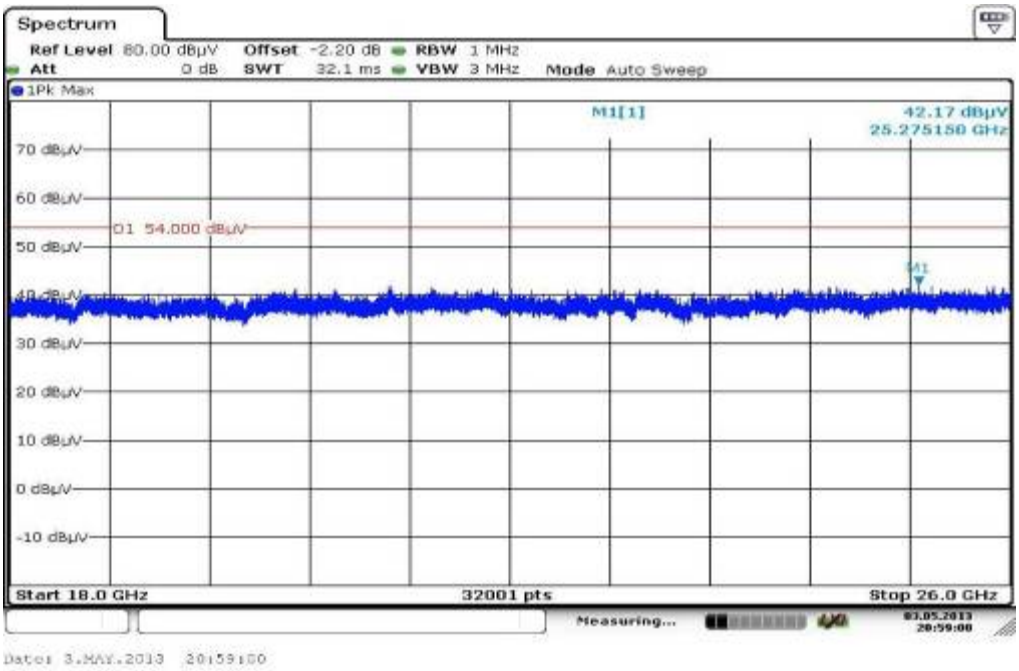

Plot 15: 26 GHz to 40 GHz, 5260 MHz, vertical & horizontal polarization

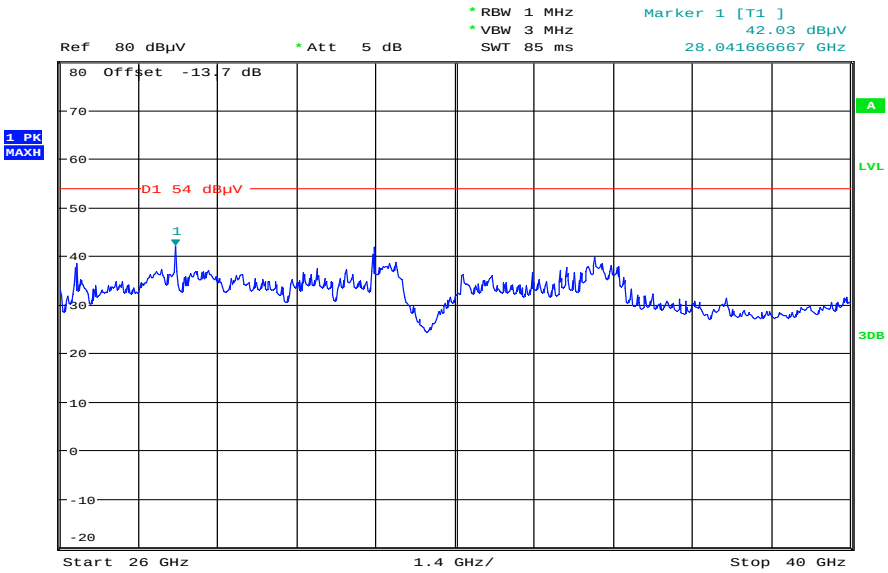

Date: 14.MAY.2013 11:45:55

Plot 16: 30 MHz to 1 GHz, 5320 MHz, vertical & horizontal polarization

Common Information

EUT:	WLANBV2-A + antenna 453564175981
Serial Number:	eval
Test Description:	FCC part 15 C class B @ 10 m
Operating Conditions:	WLAN a mode tx @ 5320MHz
Operator Name:	Hennemann
Comment:	DC 5V

Scan Setup: STAN_Fin [EMI radiated]

Hardware Setup:	Electric Field (NOS)
Receiver:	[ESCI 3]
Level Unit:	dBµV/m

Subrange	Step Size	Detectors	IF BW	Meas. Time	Preamp
30 MHz - 2 GHz	60 kHz	QPK	120 kHz	1 s	20 dB

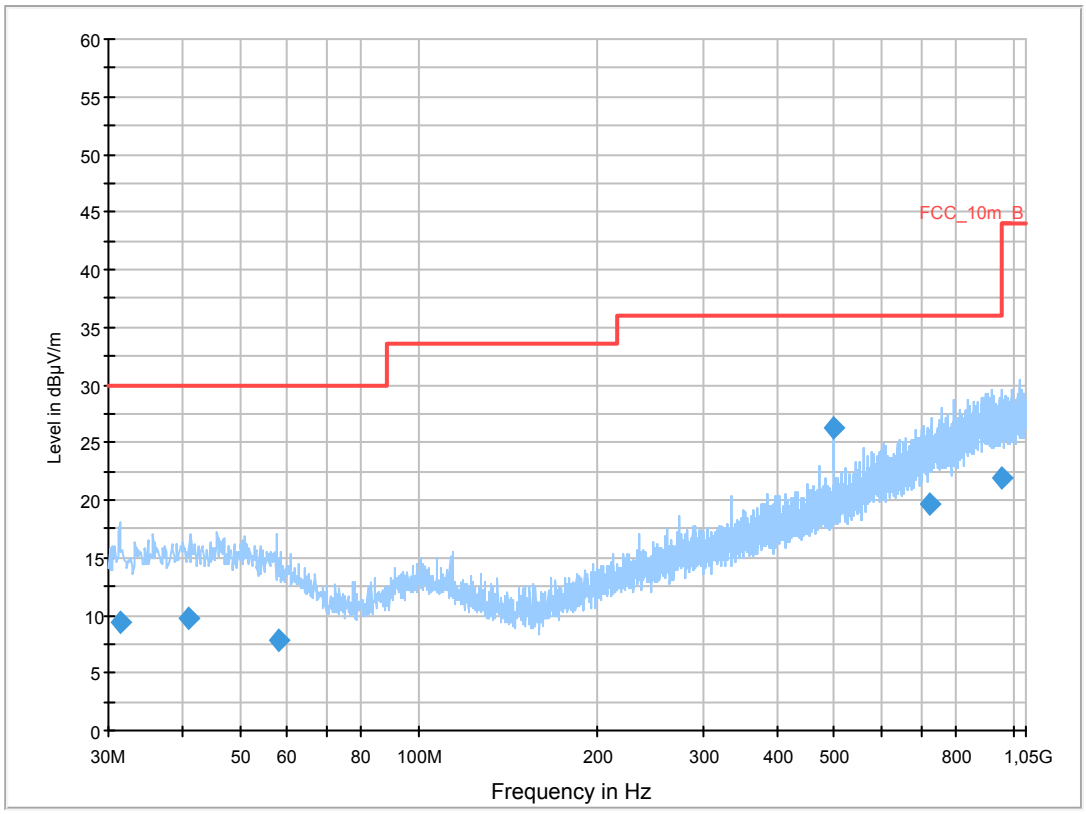

Final Result 1

Frequency (MHz)	QuasiPeak (dBµV/m)	Meas. Time (ms)	Bandwidth (kHz)	Height (cm)	Polarization	Azimuth (deg)	Corr. (dB)	Margin (dB)	Limit (dBµV/m)	Comment
31.327350	9.4	1000.0	120.000	98.0	H	100.0	12.6	20.6	30.0	
40.879050	9.8	1000.0	120.000	98.0	H	10.0	13.4	20.2	30.0	
57.885600	7.9	1000.0	120.000	170.0	H	0.0	12.1	22.1	30.0	
500.020050	26.3	1000.0	120.000	163.0	H	170.0	18.7	9.7	36.0	
726.166500	19.6	1000.0	120.000	170.0	V	190.0	23.1	16.4	36.0	
956.106000	21.9	1000.0	120.000	111.0	V	170.0	25.4	14.1	36.0	

Plot 17: 1 GHz to 12.75 GHz, 5320 MHz, vertical & horizontal polarization

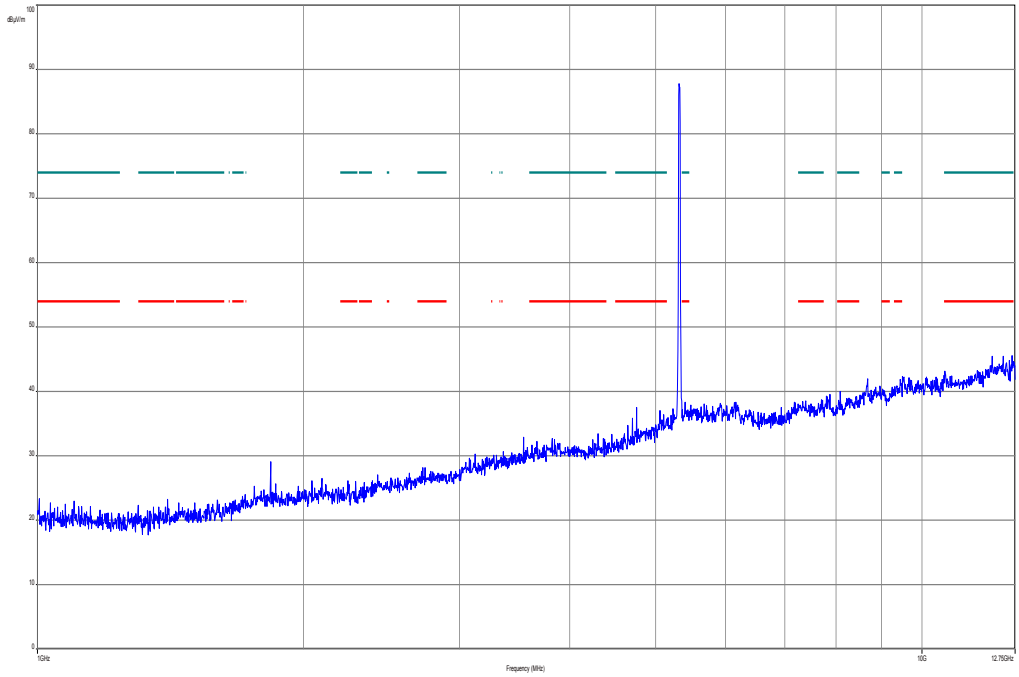

Plot 18: 12 GHz to 18 GHz, 5320 MHz, vertical & horizontal polarization

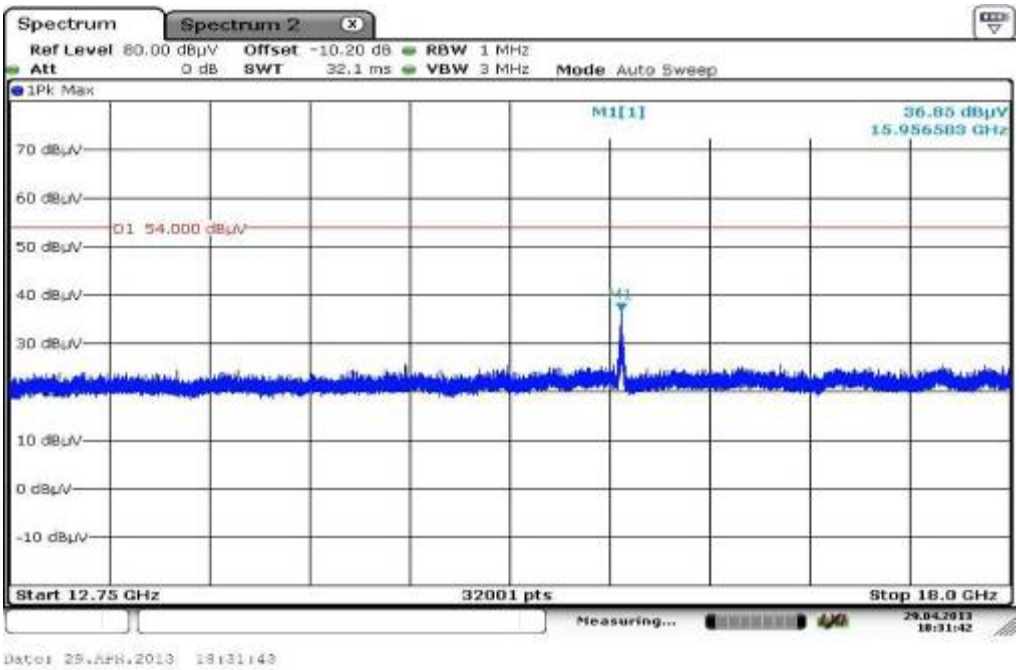

Plot 19: 18 GHz to 26 GHz, 5320 MHz, vertical & horizontal polarization

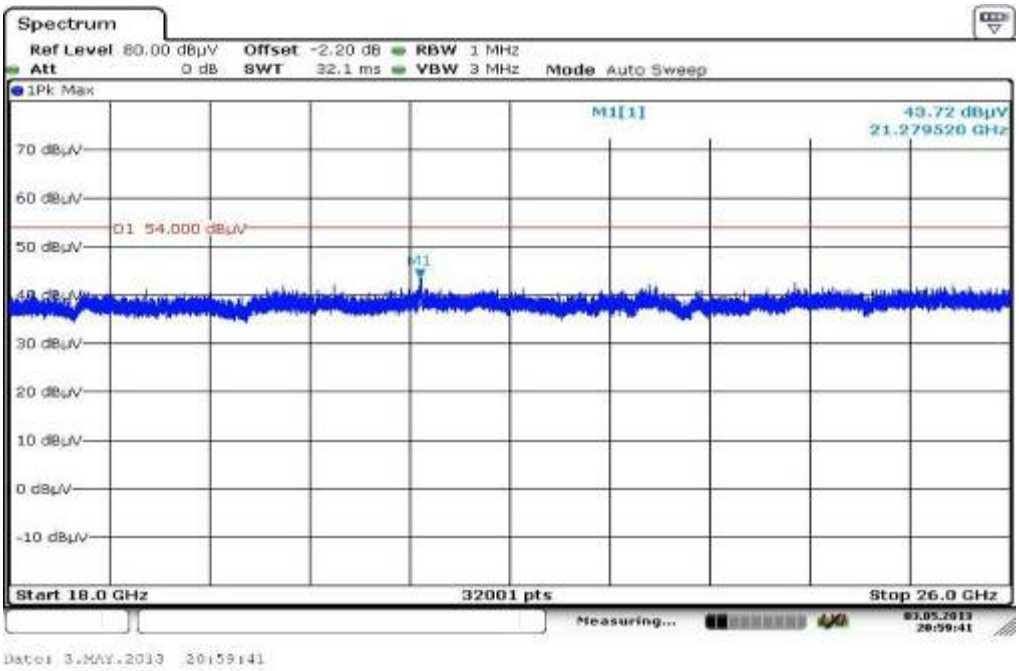

Plot 20: 26 GHz to 40 GHz, 5320 MHz, vertical & horizontal polarization

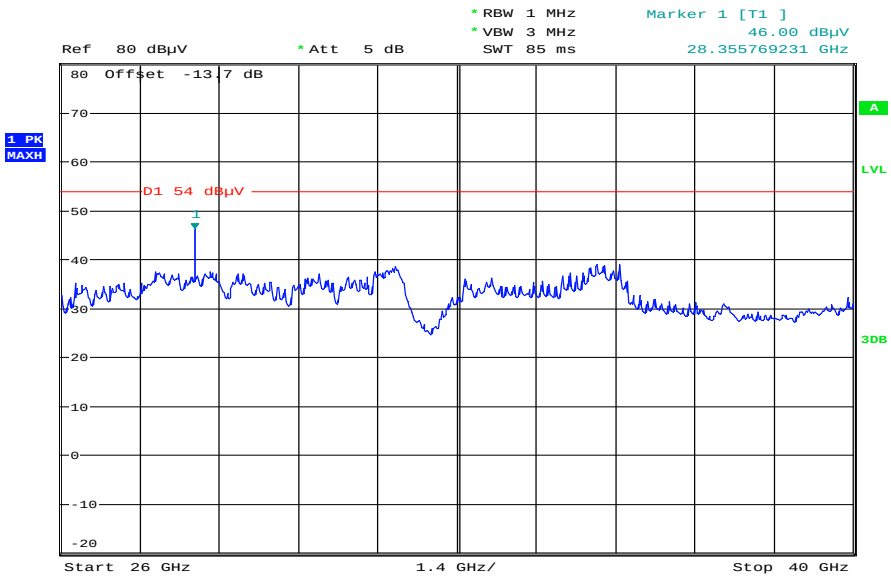

Plot 21: 30 MHz to 1 GHz, 5500 MHz, vertical & horizontal polarization

Common Information

EUT:	WLANBV2-A + antenna 453564175981
Serial Number:	eval
Test Description:	FCC part 15 C class B @ 10 m
Operating Conditions:	WLAN a mode tx @ 5500MHz
Operator Name:	Hennemann
Comment:	DC 5V

Scan Setup: STAN_Fin [EMI radiated]

Hardware Setup:	Electric Field (NOS)
Receiver:	[ESCI 3]
Level Unit:	dBµV/m

Subrange	Step Size	Detectors	IF BW	Meas. Time	Preamp
30 MHz - 2 GHz	60 kHz	QPK	120 kHz	1 s	20 dB

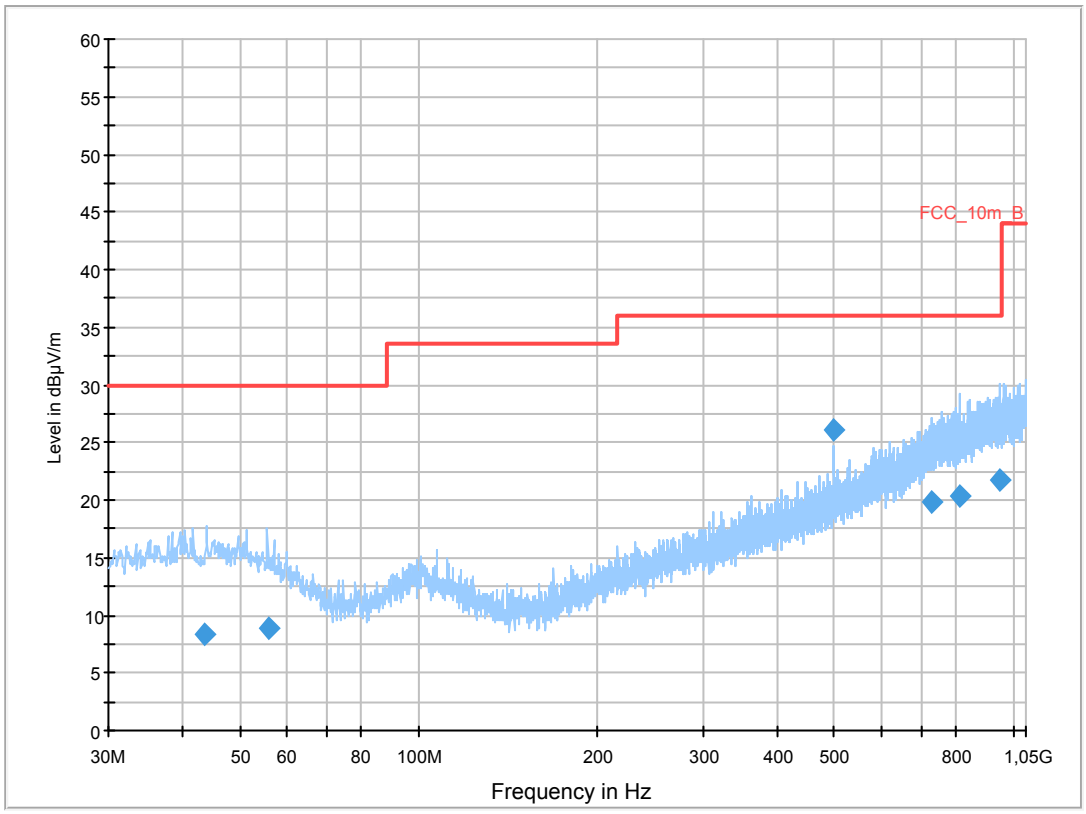

Final Result 1

Frequency (MHz)	QuasiPeak (dBµV/m)	Meas. Time (ms)	Bandwidth (kHz)	Height (cm)	Polarization	Azimuth (deg)	Corr. (dB)	Margin (dB)	Limit (dBµV/m)	Comment
43.566600	8.4	1000.0	120.000	170.0	H	100.0	13.3	21.6	30.0	
55.943250	8.9	1000.0	120.000	170.0	H	-9.0	12.6	21.1	30.0	
500.009700	26.1	1000.0	120.000	170.0	H	177.0	18.7	9.9	36.0	
728.755500	19.8	1000.0	120.000	119.0	H	171.0	23.2	16.2	36.0	
813.559800	20.4	1000.0	120.000	170.0	V	171.0	24.0	15.6	36.0	
950.483850	21.8	1000.0	120.000	160.0	V	182.0	25.4	14.2	36.0	

Plot 22: 1 GHz to 12.75 GHz, 5500 MHz, vertical & horizontal polarization

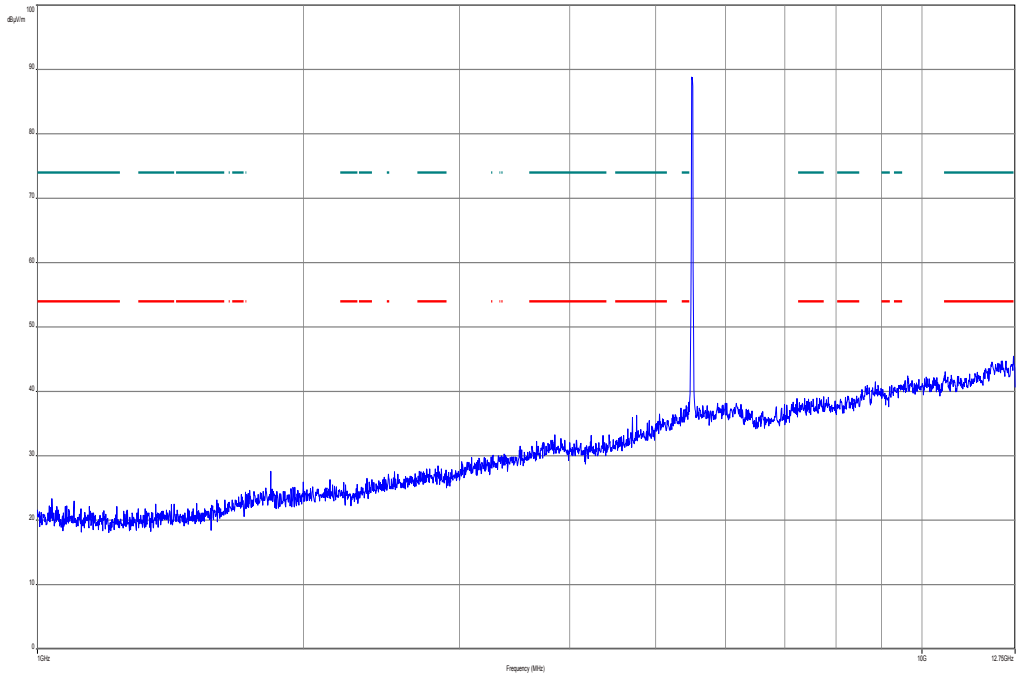

Plot 23: 12 GHz to 18 GHz, 5500 MHz, vertical & horizontal polarization

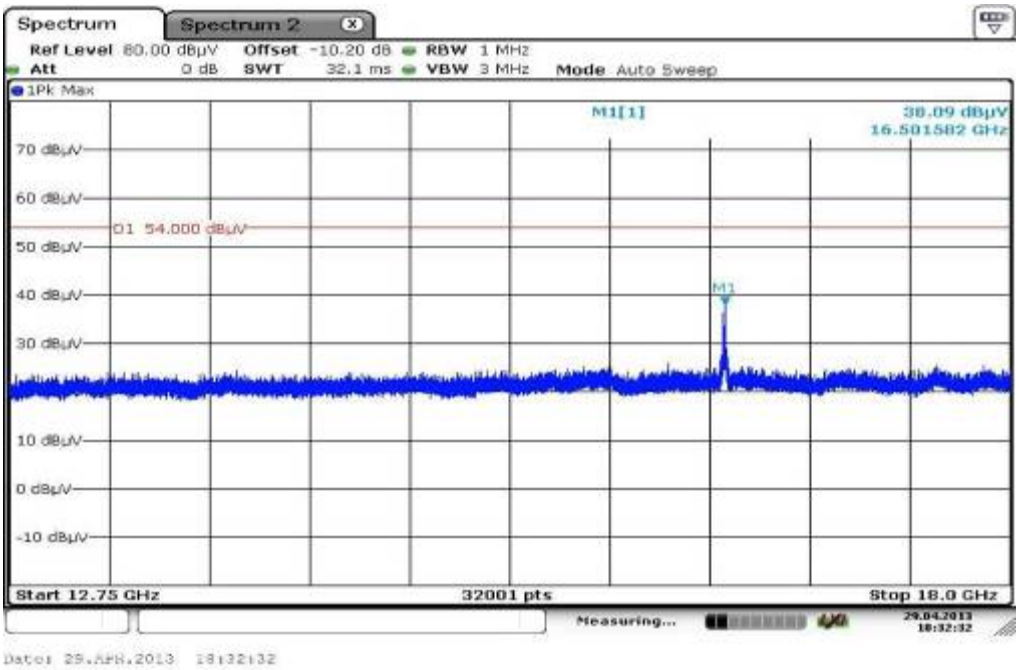

Plot 24: 18 GHz to 26 GHz, 5500 MHz, vertical & horizontal polarization

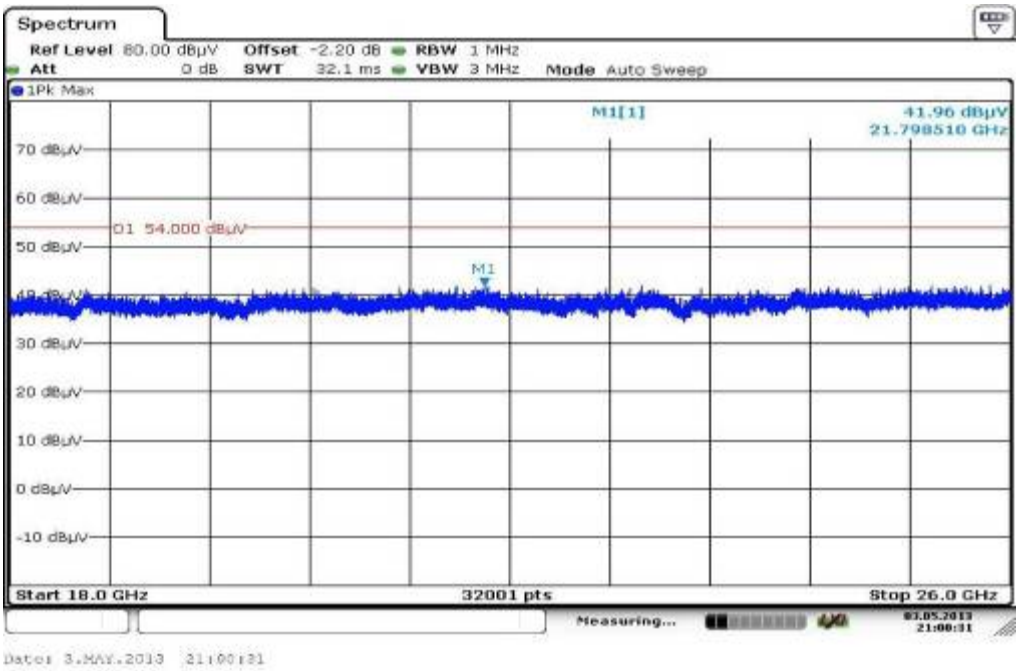

Plot 25: 26 GHz to 40 GHz, 5500 MHz, vertical & horizontal polarization

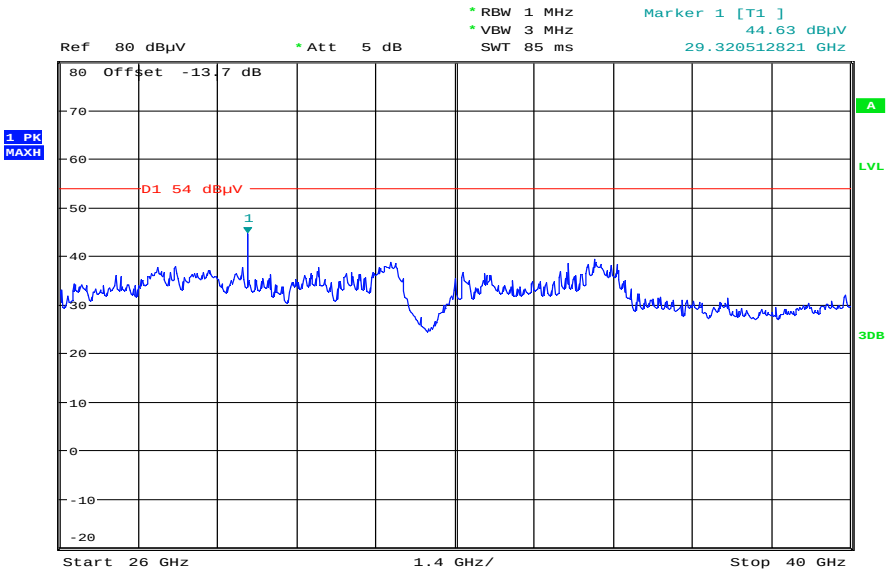

Date: 14.MAY.2013 11:47:28

Plot 26: 30 MHz to 1 GHz, 5600 MHz, vertical & horizontal polarization

Common Information

EUT:	WLANBV2-A + antenna 453564175981
Serial Number:	eval
Test Description:	FCC part 15 C class B @ 10 m
Operating Conditions:	WLAN a mode tx @ 5600MHz
Operator Name:	Hennemann
Comment:	DC 5V

Scan Setup: STAN_Fin [EMI radiated]

Hardware Setup:	Electric Field (NOS)
Receiver:	[ESCI 3]
Level Unit:	dBµV/m

Subrange	Step Size	Detectors	IF BW	Meas. Time	Preamp
30 MHz - 2 GHz	60 kHz	QPK	120 kHz	1 s	20 dB

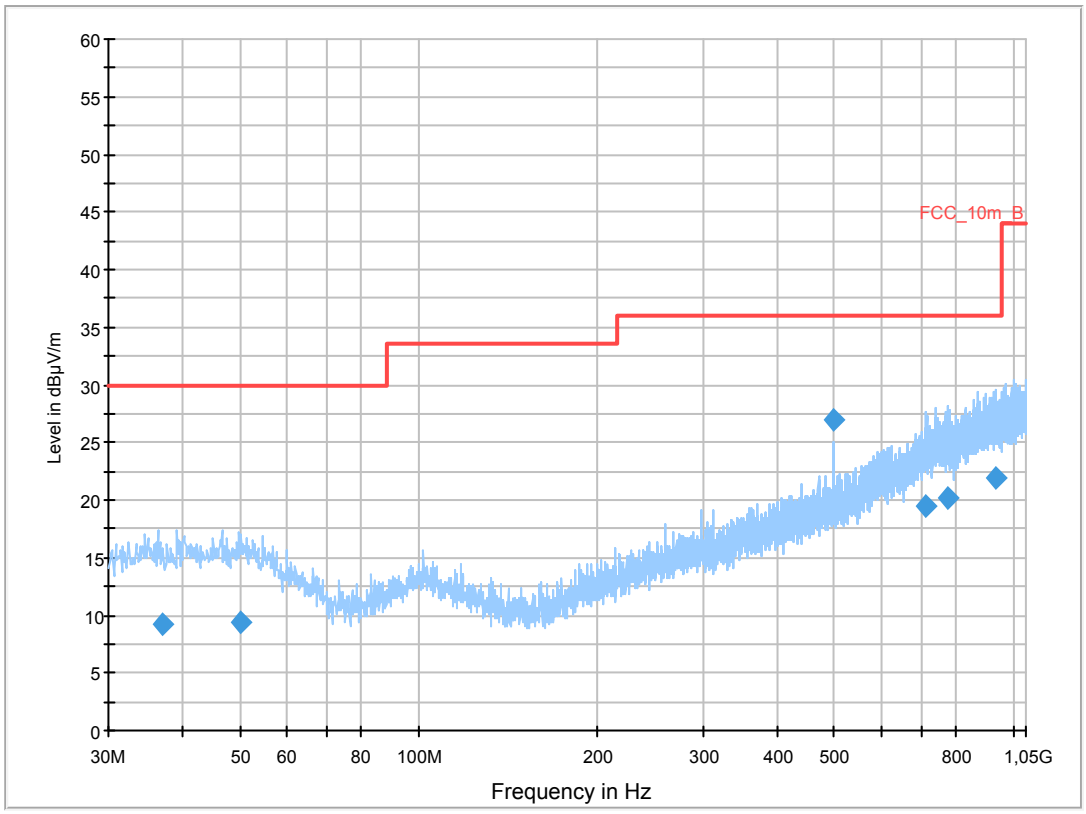

Final Result 1

Frequency (MHz)	QuasiPeak (dBµV/m)	Meas. Time (ms)	Bandwidth (kHz)	Height (cm)	Polarization	Azimuth (deg)	Corr. (dB)	Margin (dB)	Limit (dBµV/m)	Comment
36.927150	9.2	1000.0	120.000	112.0	H	171.0	13.2	20.8	30.0	
50.038050	9.5	1000.0	120.000	104.0	V	100.0	13.4	20.5	30.0	
500.007000	27.0	1000.0	120.000	153.0	H	175.0	18.7	9.0	36.0	
710.613750	19.4	1000.0	120.000	120.0	V	190.0	22.8	16.6	36.0	
774.926550	20.2	1000.0	120.000	122.0	V	175.0	23.7	15.8	36.0	
936.860850	21.8	1000.0	120.000	112.0	V	272.0	25.3	14.2	36.0	

Plot 27: 1 GHz to 12.75 GHz, 5600 MHz, vertical & horizontal polarization

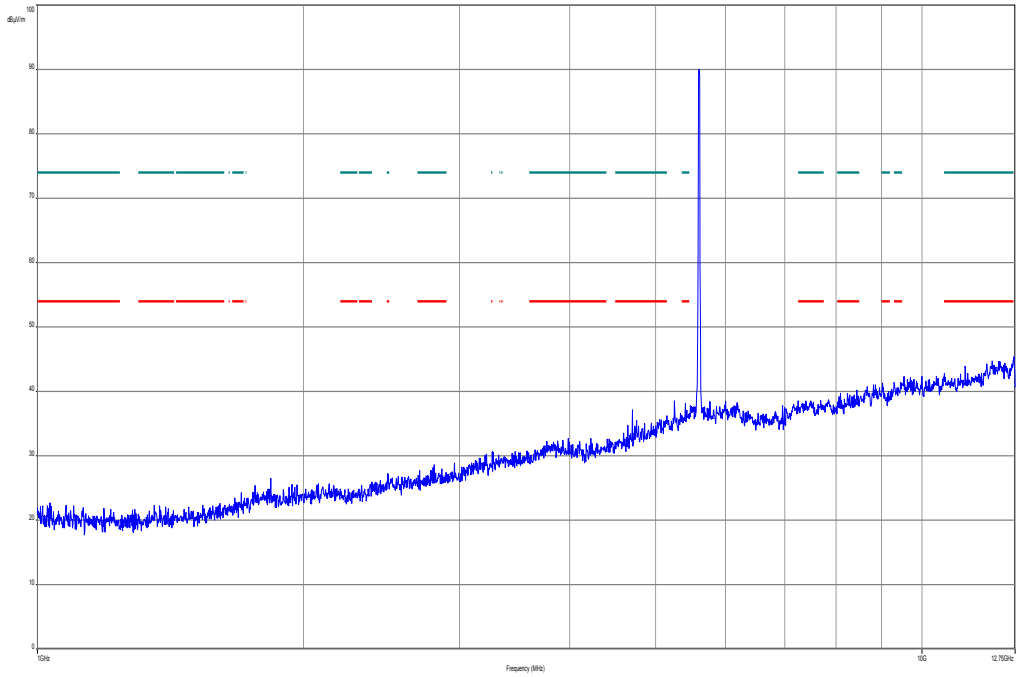

Plot 28: 12 GHz to 18 GHz, 5600 MHz, vertical & horizontal polarization

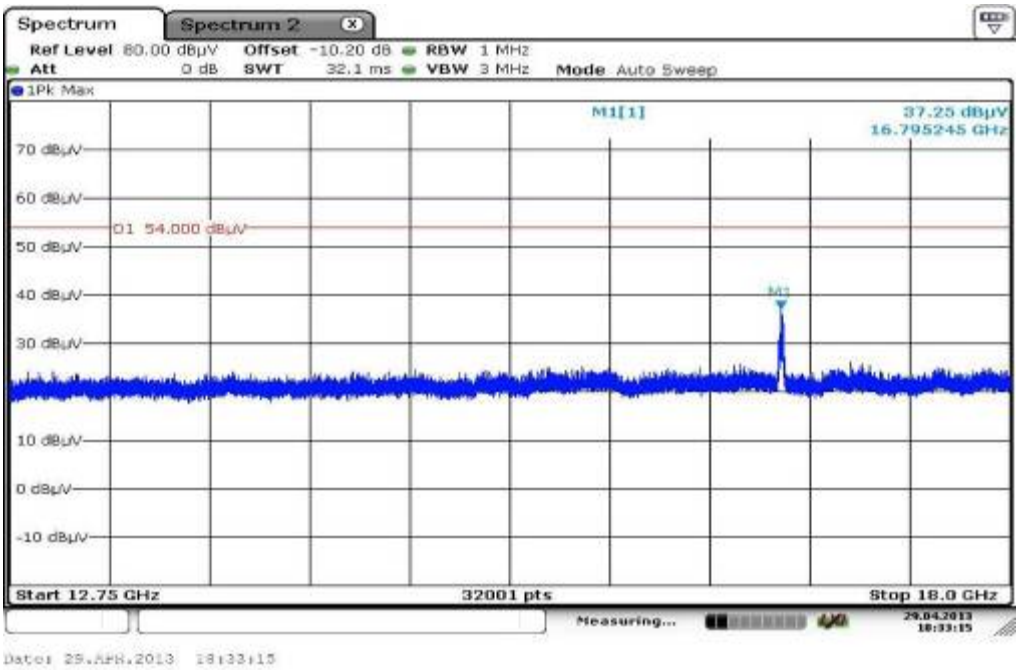

Plot 29: 18 GHz to 26 GHz, 5600 MHz, vertical & horizontal polarization

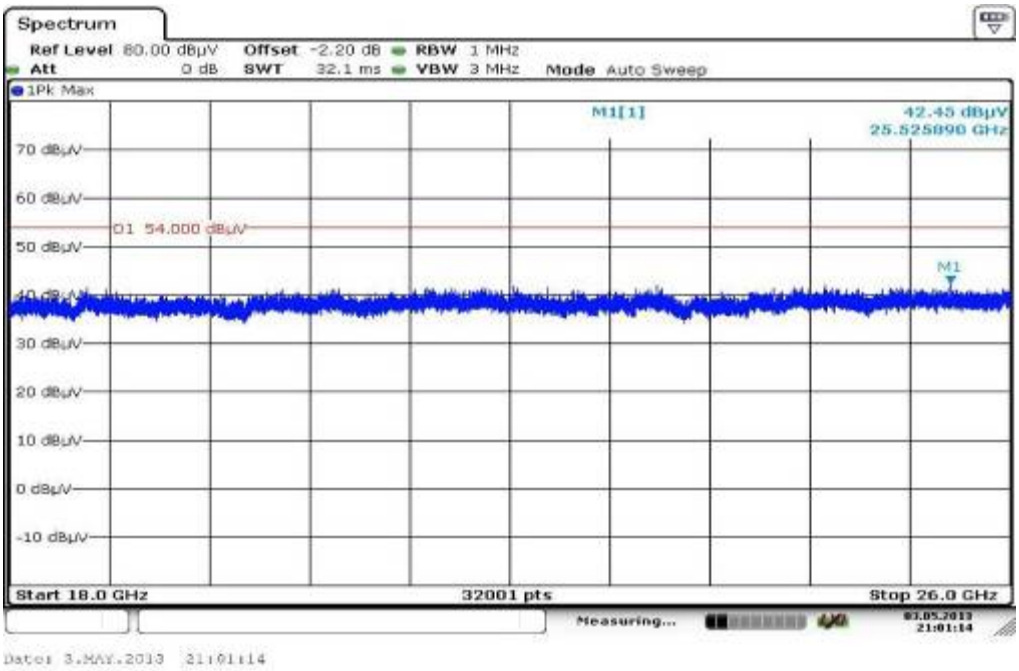

Plot 30: 26 GHz to 40 GHz, 5600 MHz, vertical & horizontal polarization

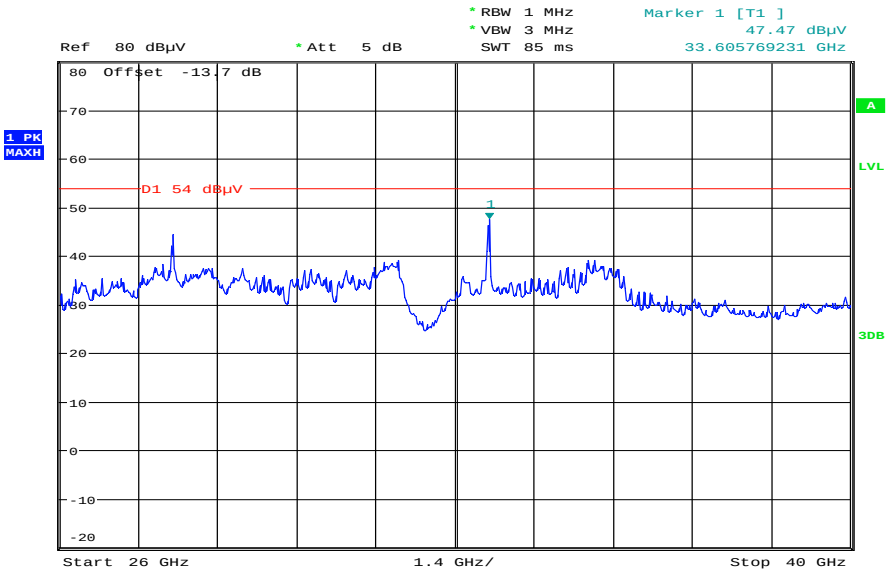

Date: 14.MAY.2013 11:48:36

Plot 31: 30 MHz to 1 GHz, 5700 MHz, vertical & horizontal polarization

Common Information

EUT:	WLANBV2-A + antenna 453564175981
Serial Number:	eval
Test Description:	FCC part 15 C class B @ 10 m
Operating Conditions:	WLAN a mode tx @ 5700MHz
Operator Name:	Hennemann
Comment:	DC 5V

Scan Setup: STAN_Fin [EMI radiated]

Hardware Setup:	Electric Field (NOS)
Receiver:	[ESCI 3]
Level Unit:	dBµV/m

Subrange	Step Size	Detectors	IF BW	Meas. Time	Preamp
30 MHz - 2 GHz	60 kHz	QPK	120 kHz	1 s	20 dB

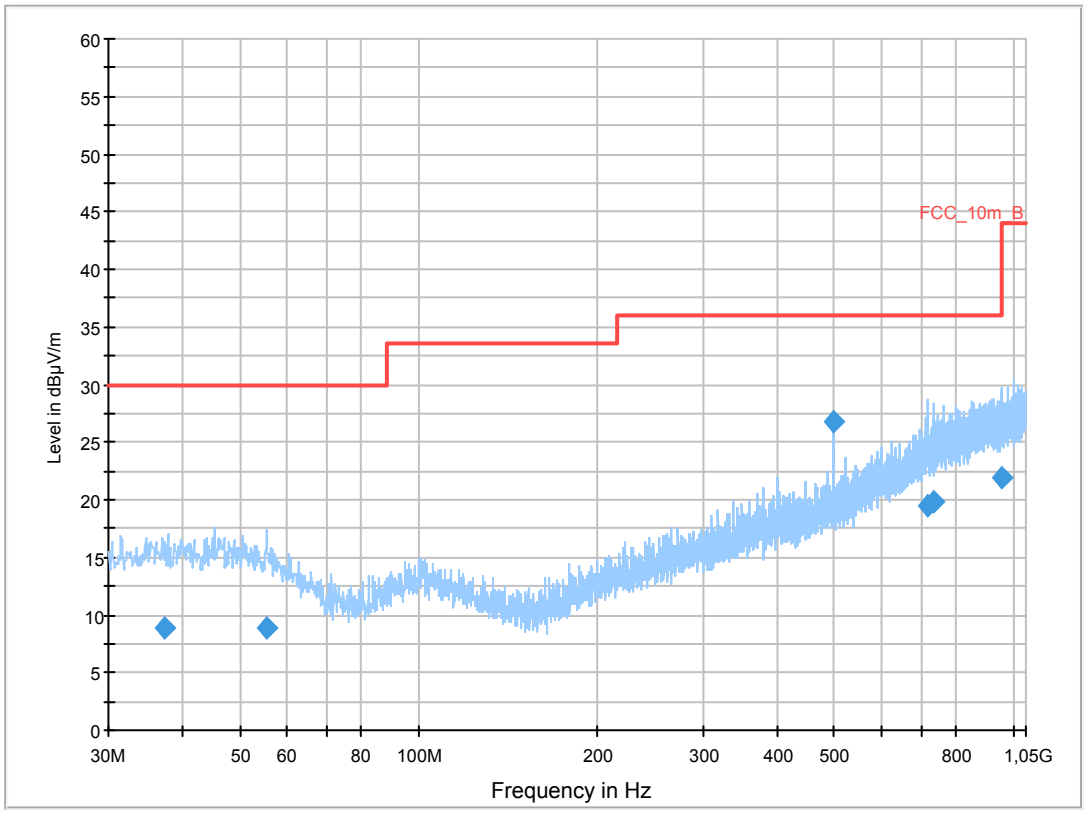

Final Result 1

Frequency (MHz)	QuasiPeak (dBµV/m)	Meas. Time (ms)	Bandwidth (kHz)	Height (cm)	Polarization	Azimuth (deg)	Corr. (dB)	Margin (dB)	Limit (dBµV/m)	Comment
37.423200	8.8	1000.0	120.000	123.0	V	85.0	13.2	21.2	30.0	
55.308900	8.9	1000.0	120.000	170.0	V	190.0	12.8	21.1	30.0	
499.980000	26.8	1000.0	120.000	170.0	H	170.0	18.7	9.2	36.0	
716.830050	19.5	1000.0	120.000	152.0	V	100.0	22.9	16.5	36.0	
733.493400	19.9	1000.0	120.000	152.0	H	182.0	23.3	16.1	36.0	
958.938450	21.9	1000.0	120.000	145.0	H	10.0	25.4	14.1	36.0	

Plot 32: 1 GHz to 12.75 GHz, 5700 MHz, vertical & horizontal polarization

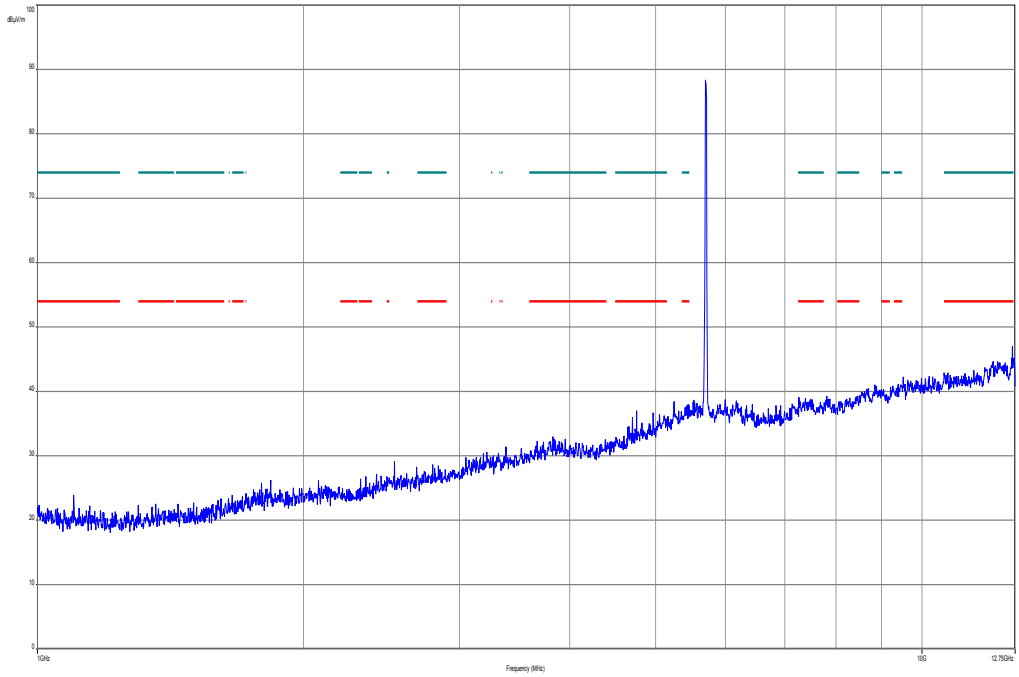

Plot 33: 12 GHz to 18 GHz, 5700 MHz, vertical & horizontal polarization

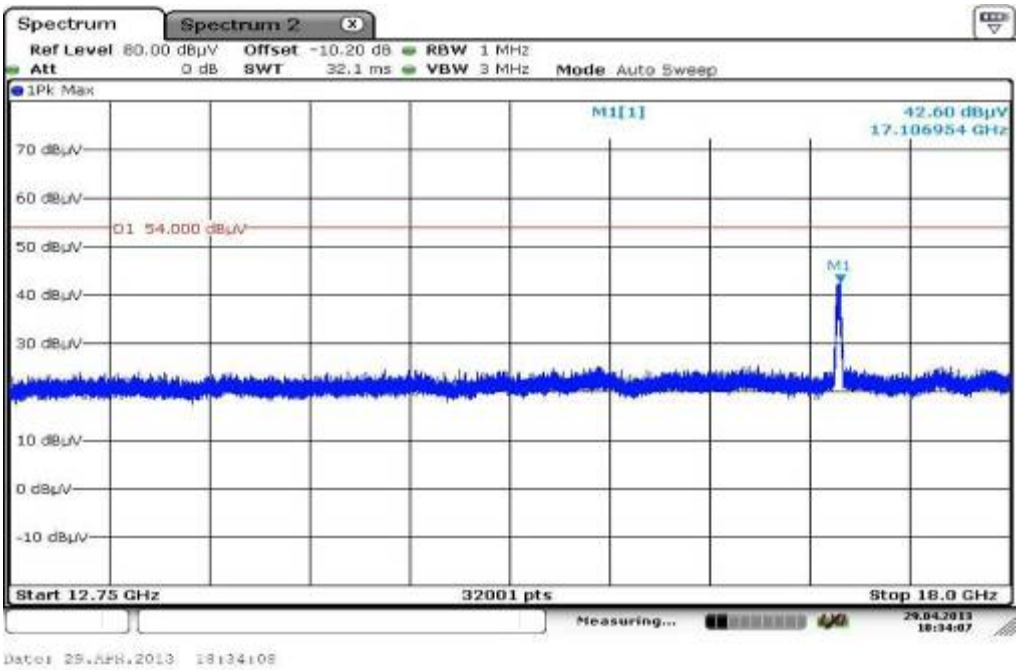

Plot 34: 18 GHz to 26 GHz, 5700 MHz, vertical & horizontal polarization

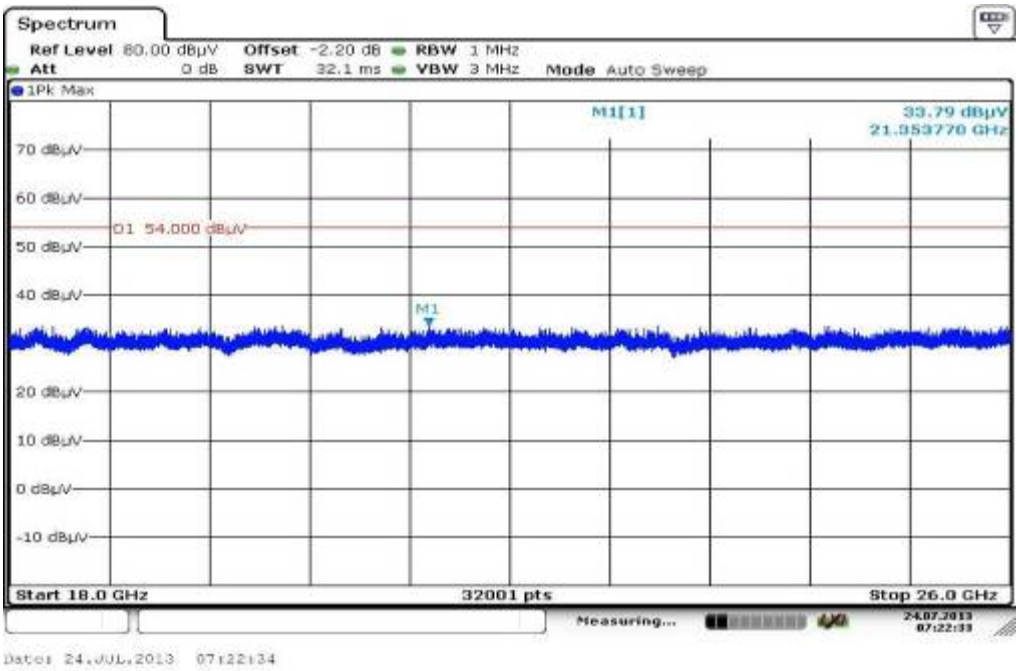

Plot 35: 26 GHz to 40 GHz, 5700 MHz, vertical & horizontal polarization

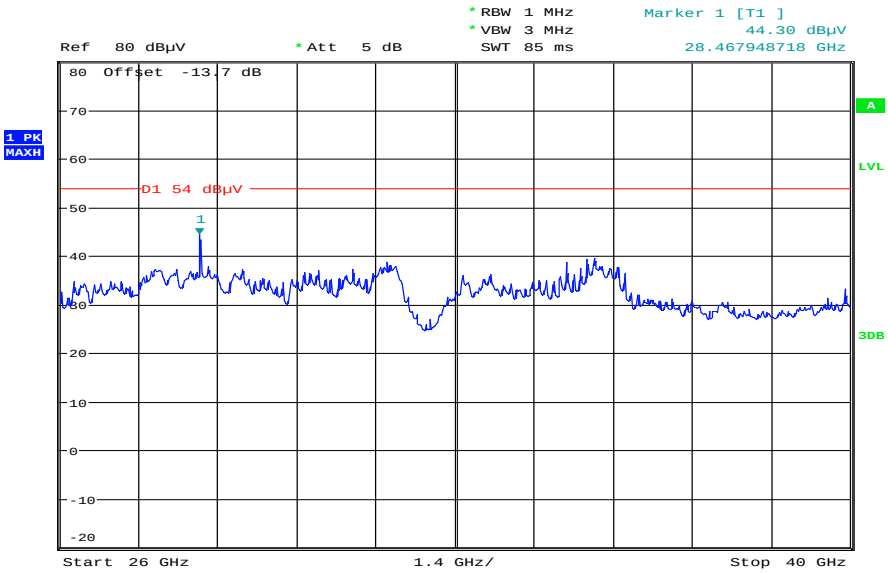

Date: 14.MAY.2013 11:49:34

Plots: OFDM / n – mode HT20

Plot 1: 30 MHz to 1 GHz, 5180 MHz, vertical & horizontal polarization

Common Information

EUT:	WLANBV2-A + antenna 453564175981
Serial Number:	eval
Test Description:	FCC part 15 C class B @ 10 m
Operating Conditions:	wlan n-mode ch36
Operator Name:	Wolsdorfer
Comment:	DC 5V

Scan Setup: STAN_Fin [EMI radiated]

Hardware Setup:	Electric Field (NOS)
Receiver:	[ESCI 3]
Level Unit:	dBµV/m

Subrange	Step Size	Detectors	IF BW	Meas. Time	Preamp
30 MHz - 2 GHz	60 kHz	QPK	120 kHz	1 s	20 dB

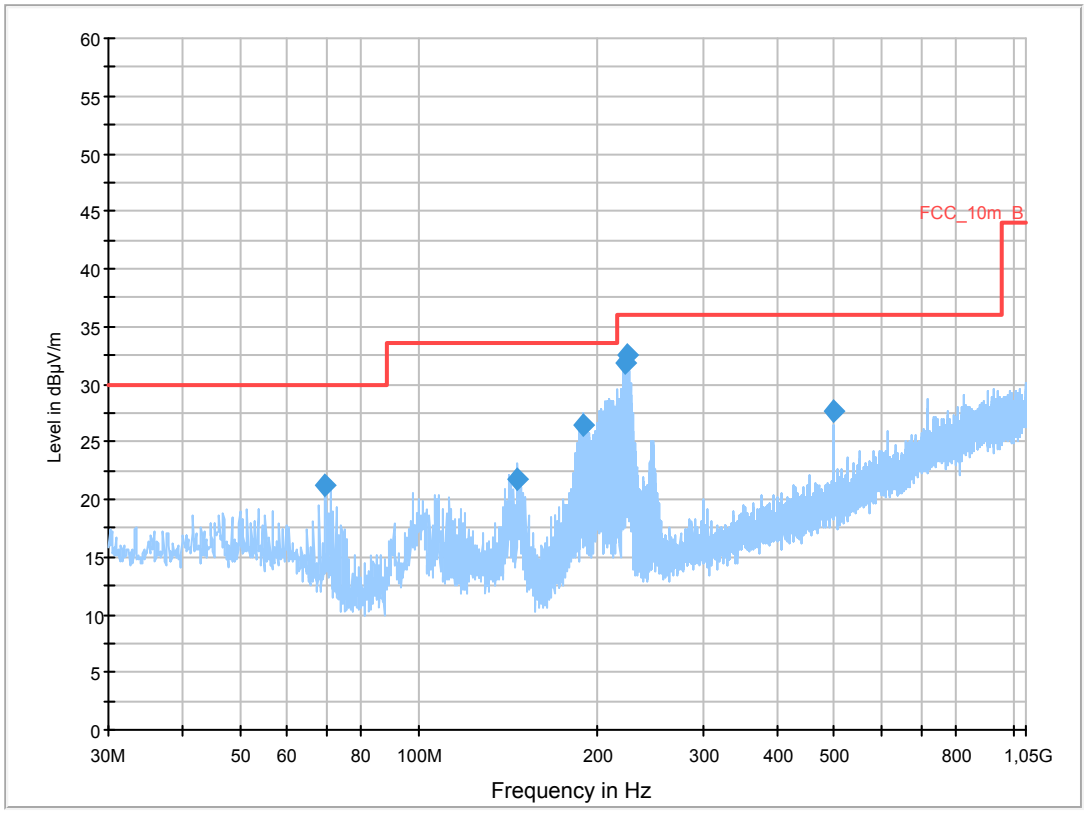

Final Result 1

Frequency (MHz)	QuasiPeak (dBµV/m)	Meas. Time (ms)	Bandwidth (kHz)	Height (cm)	Polarization	Azimuth (deg)	Corr. (dB)	Margin (dB)	Limit (dBµV/m)	Comment
69.536400	21.2	1000.0	120.000	170.0	V	10.0	9.4	8.8	30.0	
146.616600	21.8	1000.0	120.000	104.0	V	280.0	8.8	11.7	33.5	
188.952900	26.5	1000.0	120.000	119.0	V	81.0	11.0	7.0	33.5	
221.442150	31.8	1000.0	120.000	98.0	V	0.0	12.4	4.2	36.0	
224.474100	32.5	1000.0	120.000	98.0	V	-3.0	12.5	3.5	36.0	
499.999050	27.7	1000.0	120.000	170.0	H	176.0	18.7	8.3	36.0	

Plot 2: 1 GHz to 12.75 GHz, 5180 MHz, vertical & horizontal polarization

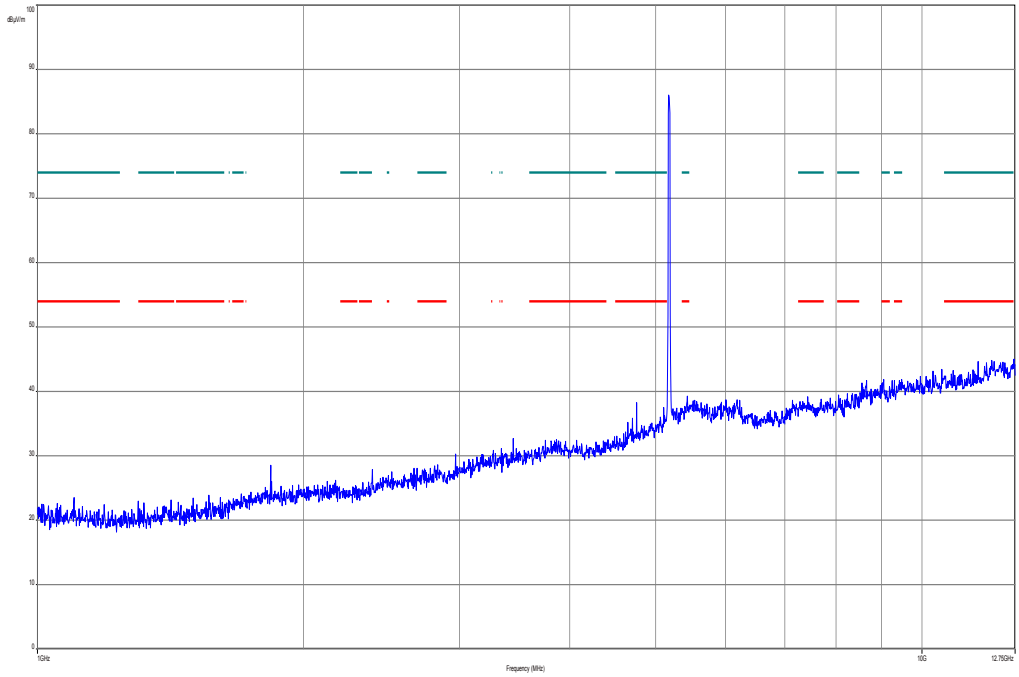

Plot 3: 12 GHz to 18 GHz, 5180 MHz, vertical & horizontal polarization

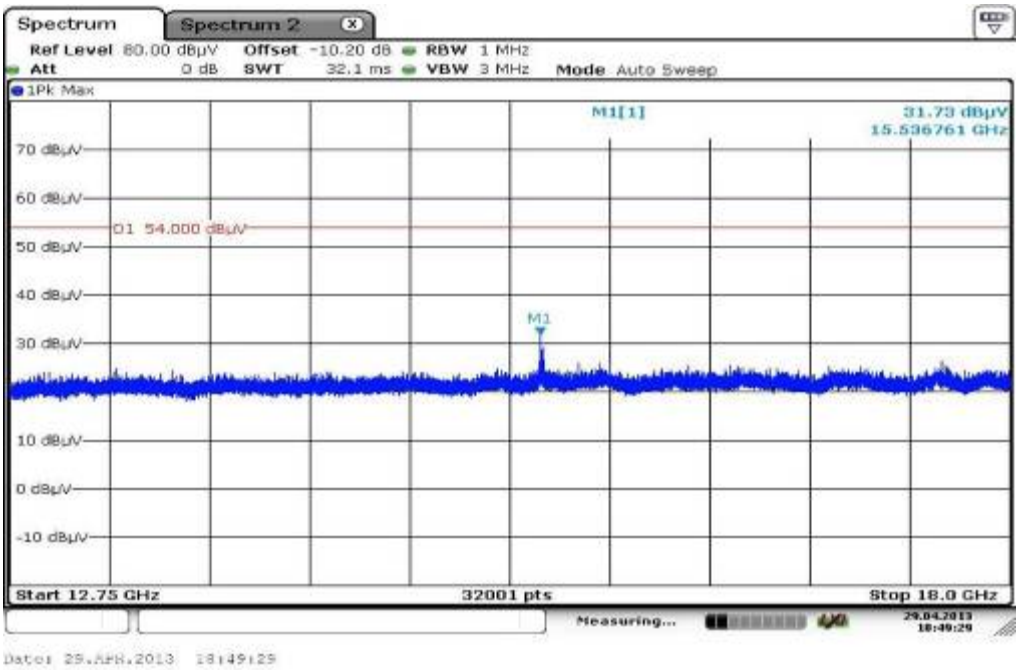

Plot 4: 18 GHz to 26 GHz, 5180 MHz, vertical & horizontal polarization

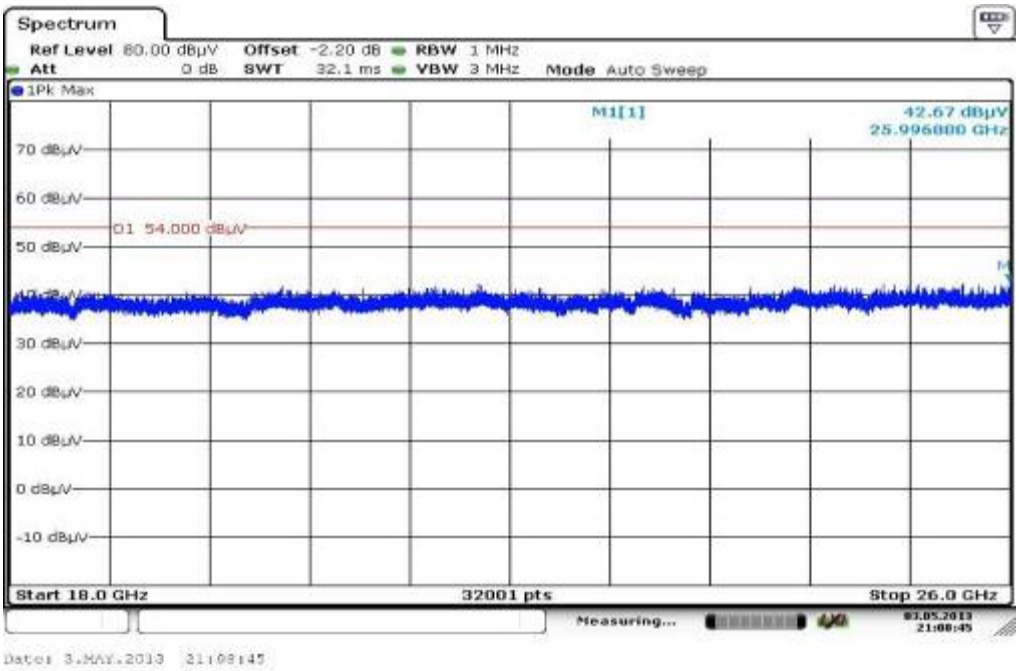

Plot 5: 26 GHz to 40 GHz, 5180 MHz, vertical & horizontal polarization

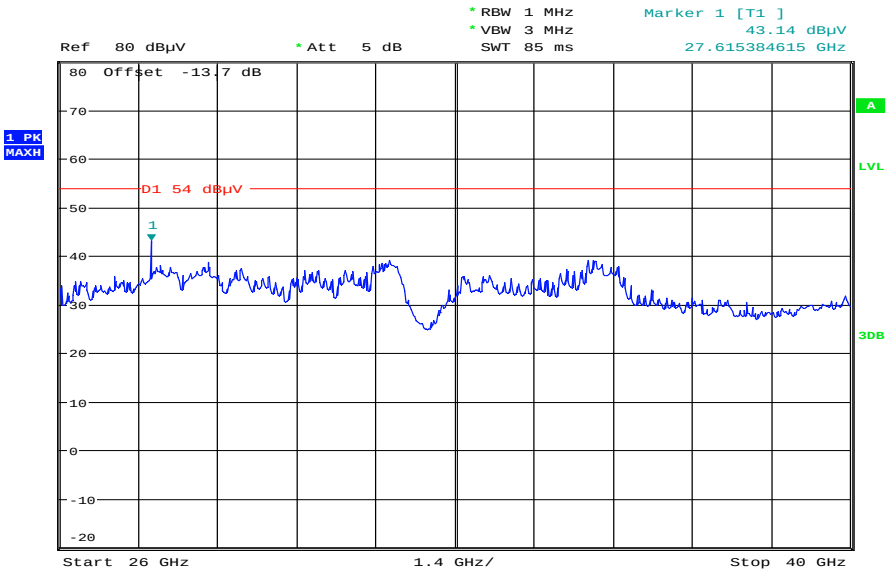

Date: 14.MAY.2013 13:06:41

Plot 6: 30 MHz to 1 GHz, 5240 MHz, vertical & horizontal polarization

Common Information

EUT:	WLANBV2-A + antenna 453564175981
Serial Number:	
Test Description:	FCC part 15 C class B @ 10 m
Operating Conditions:	wlan n-mode HT20 tx @ 5240MHz
Operator Name:	Wolsdorfer
Comment:	DC 5V

Scan Setup: STAN_Fin [EMI radiated]

Hardware Setup:	Electric Field (NOS)
Receiver:	[ESCI 3]
Level Unit:	dBµV/m

Subrange	Step Size	Detectors	IF BW	Meas. Time	Preamp
30 MHz - 2 GHz	60 kHz	QPK	120 kHz	1 s	20 dB

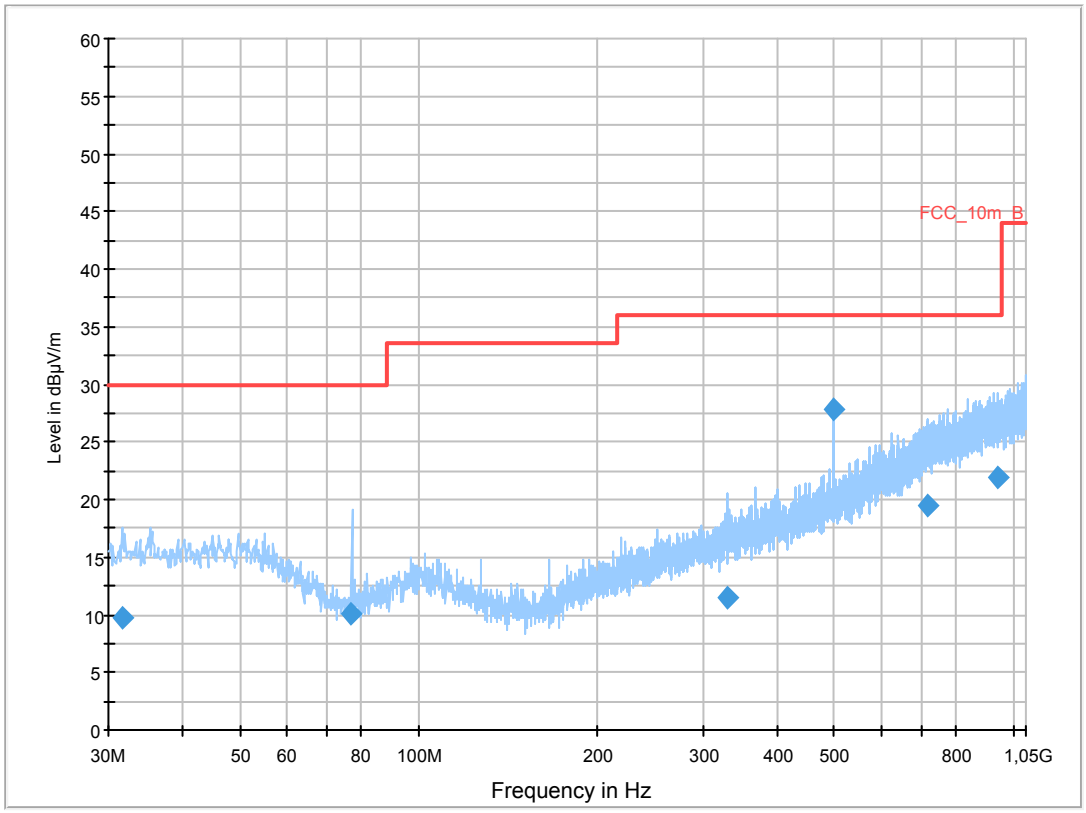

Final Result 1

Frequency (MHz)	QuasiPeak (dBµV/m)	Meas. Time (ms)	Bandwidth (kHz)	Height (cm)	Polarization	Azimuth (deg)	Corr. (dB)	Margin (dB)	Limit (dBµV/m)	Comment
31.743750	9.7	1000.0	120.000	142.0	V	88.0	12.7	20.3	30.0	
76.990350	10.0	1000.0	120.000	170.0	V	10.0	9.1	20.0	30.0	
331.526100	11.6	1000.0	120.000	170.0	H	280.0	15.5	24.4	36.0	
500.026950	27.9	1000.0	120.000	98.0	V	10.0	18.7	8.1	36.0	
715.493100	19.6	1000.0	120.000	154.0	V	273.0	22.9	16.4	36.0	
944.032350	21.9	1000.0	120.000	170.0	V	-10.0	25.3	14.1	36.0	

Plot 7: 1 GHz to 12.75 GHz, 5240 MHz, vertical & horizontal polarization

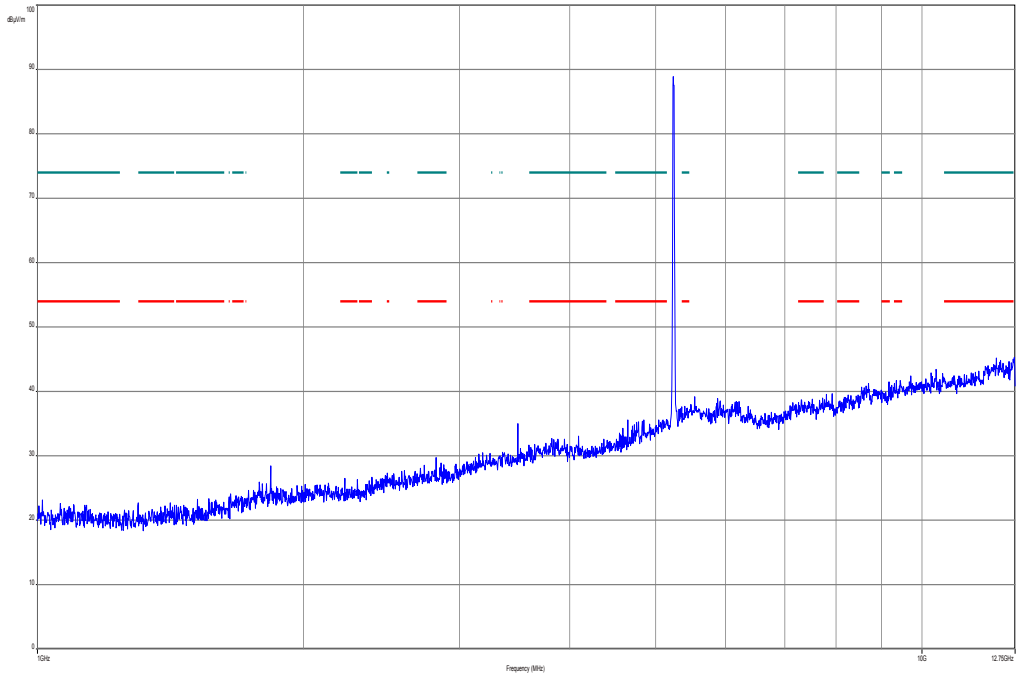

Plot 8: 12 GHz to 18 GHz, 5240 MHz, vertical & horizontal polarization

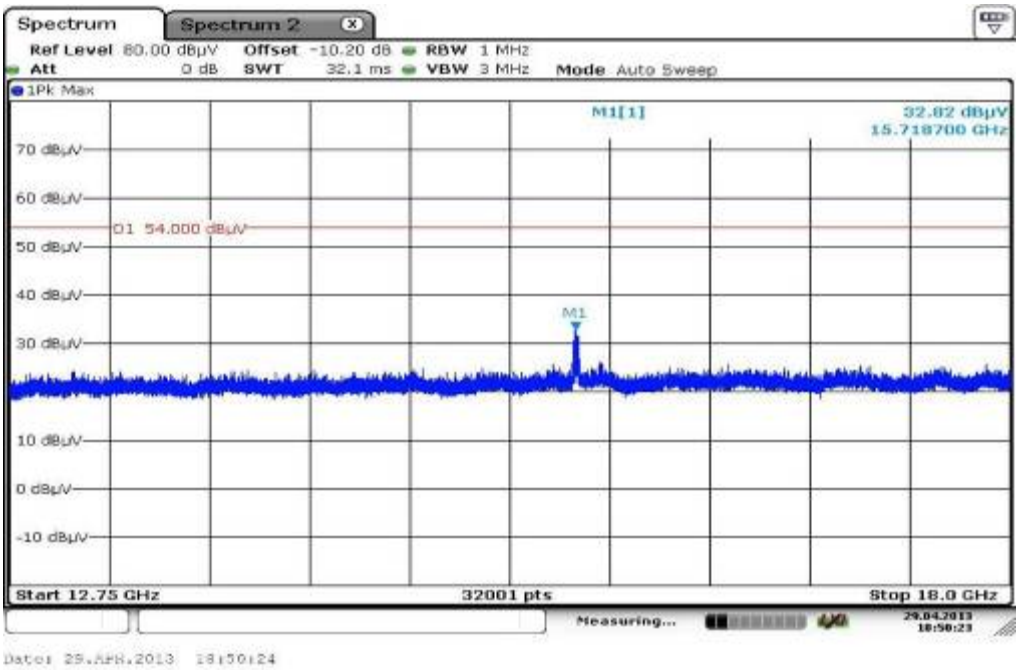

Plot 9: 18 GHz to 26 GHz, 5240 MHz, vertical & horizontal polarization

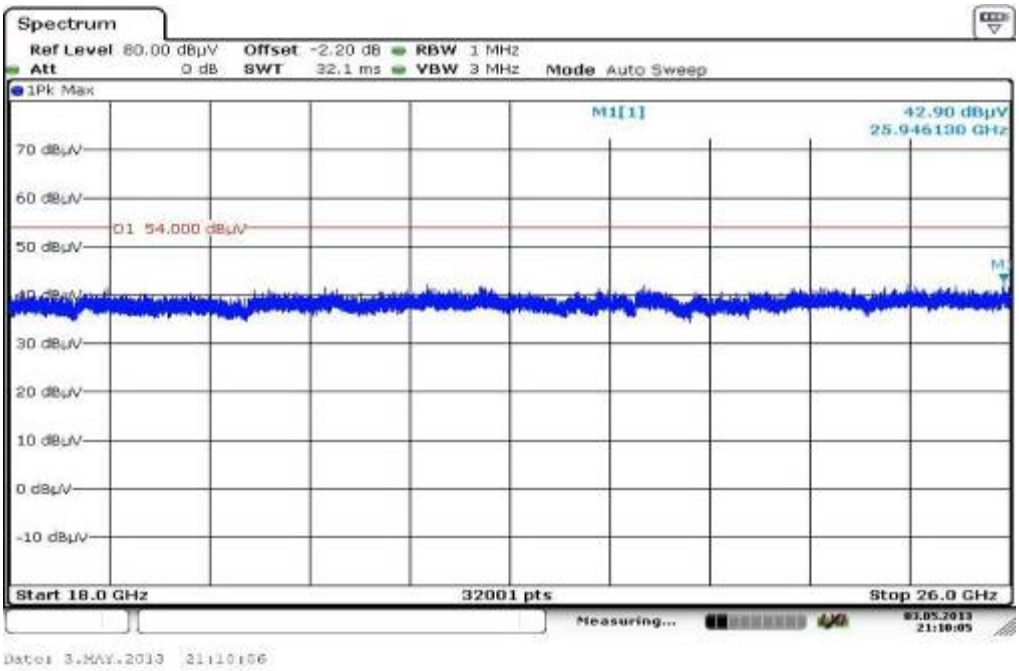

Plot 10: 26 GHz to 40 GHz, 5240 MHz, vertical & horizontal polarization

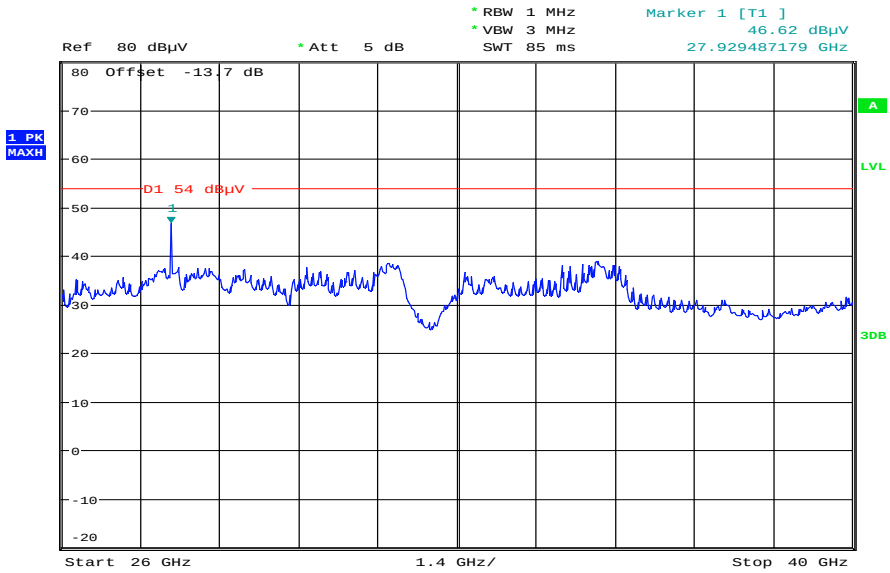

Date: 14.MAY.2013 13:07:31

Plot 11: 30 MHz to 1 GHz, 5260 MHz, vertical & horizontal polarization

Common Information

EUT:	WLANBV2-A + antenna 453564175981
Serial Number:	eval
Test Description:	FCC part 15 C class B @ 10 m
Operating Conditions:	wlan n-mode ch52
Operator Name:	Wolsdorfer
Comment:	DC 5V

Scan Setup: STAN_Fin [EMI radiated]

Hardware Setup:	Electric Field (NOS)
Receiver:	[ESCI 3]
Level Unit:	dBµV/m

Subrange	Step Size	Detectors	IF BW	Meas. Time	Preamp
30 MHz - 2 GHz	60 kHz	QPK	120 kHz	1 s	20 dB

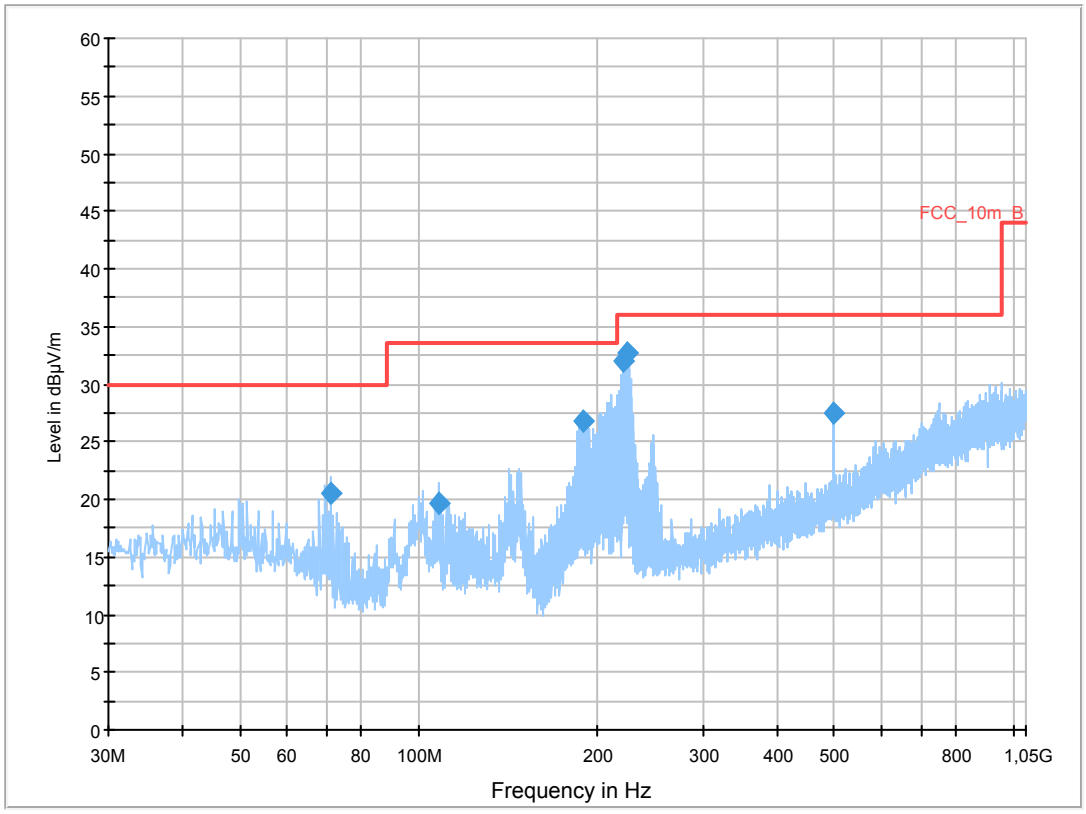

Final Result 1

Frequency (MHz)	QuasiPeak (dBµV/m)	Meas. Time (ms)	Bandwidth (kHz)	Height (cm)	Polarization	Azimuth (deg)	Corr. (dB)	Margin (dB)	Limit (dBµV/m)	Comment
71.042100	20.5	1000.0	120.000	170.0	V	171.0	9.3	9.5	30.0	
108.077550	19.7	1000.0	120.000	170.0	V	10.0	11.2	13.8	33.5	
188.145000	26.7	1000.0	120.000	105.0	V	10.0	11.0	6.8	33.5	
221.376300	32.0	1000.0	120.000	98.0	V	-9.0	12.4	4.0	36.0	
224.430300	32.6	1000.0	120.000	161.0	V	-10.0	12.5	3.4	36.0	
499.995900	27.4	1000.0	120.000	170.0	H	-1.0	18.7	8.6	36.0	

Plot 12: 1 GHz to 12.75 GHz, 5260 MHz, vertical & horizontal polarization

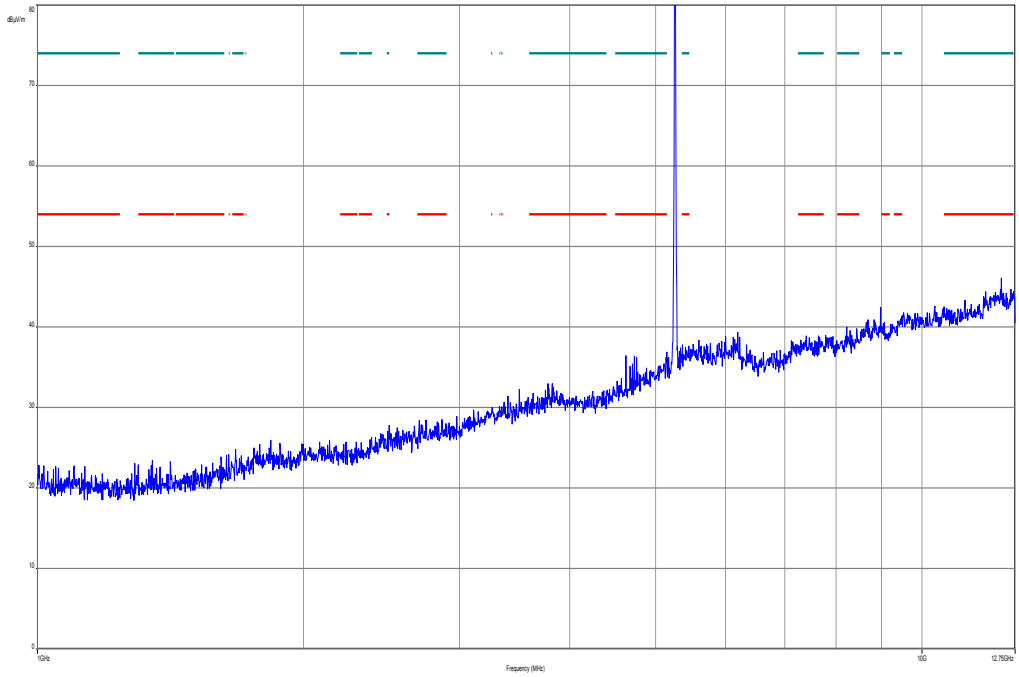

Plot 13: 12 GHz to 18 GHz, 5260 MHz, vertical & horizontal polarization

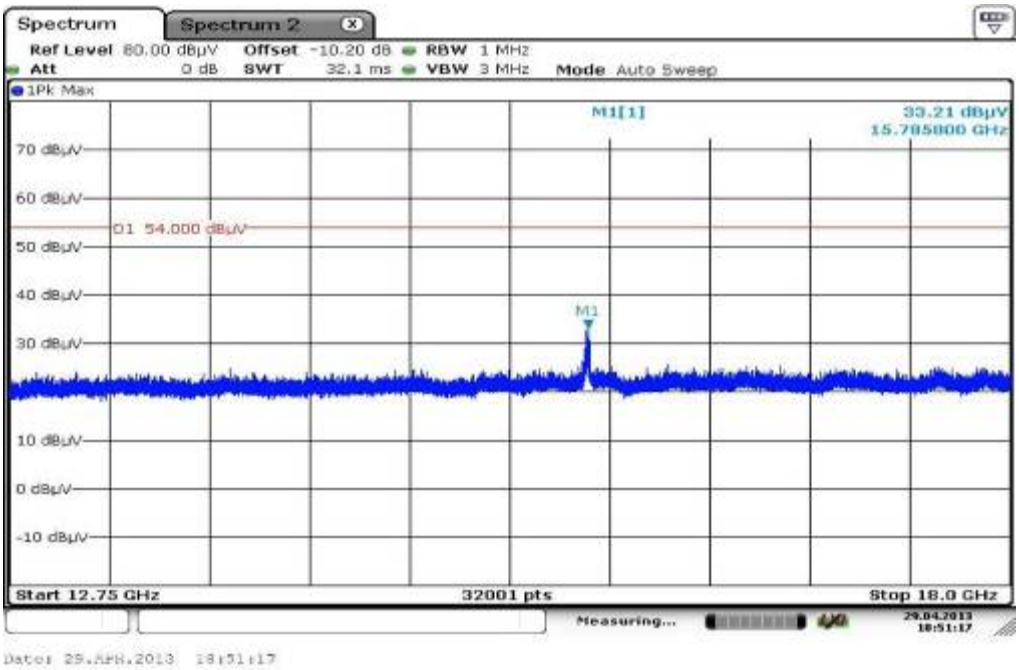

Plot 14: 18 GHz to 26 GHz, 5260 MHz, vertical & horizontal polarization

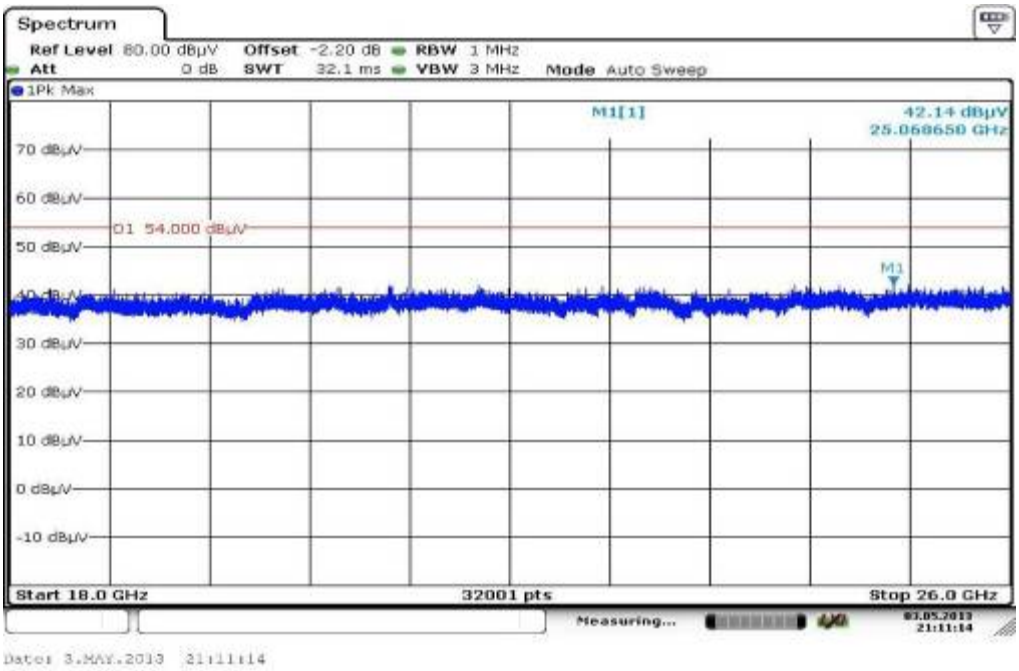

Plot 15: 26 GHz to 40 GHz, 5260 MHz, vertical & horizontal polarization

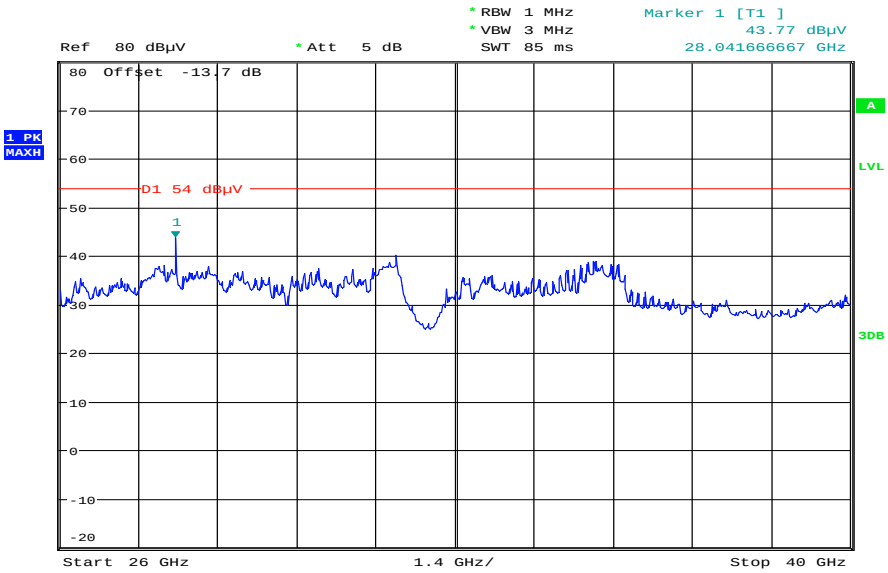

Date: 14.MAY.2013 13:08:26

Plot 16: 30 MHz to 1 GHz, 5320 MHz, vertical & horizontal polarization

Common Information

EUT:	WLANBV2-A + antenna 453564175981
Serial Number:	eval
Test Description:	FCC part 15 C class B @ 10 m
Operating Conditions:	wlan n-mode HT20 ch64
Operator Name:	Wolsdorfer
Comment:	DC 5V

Scan Setup: STAN_Fin [EMI radiated]

Hardware Setup:	Electric Field (NOS)
Receiver:	[ESCI 3]
Level Unit:	dBµV/m

Subrange	Step Size	Detectors	IF BW	Meas. Time	Preamp
30 MHz - 2 GHz	60 kHz	QPK	120 kHz	1 s	20 dB

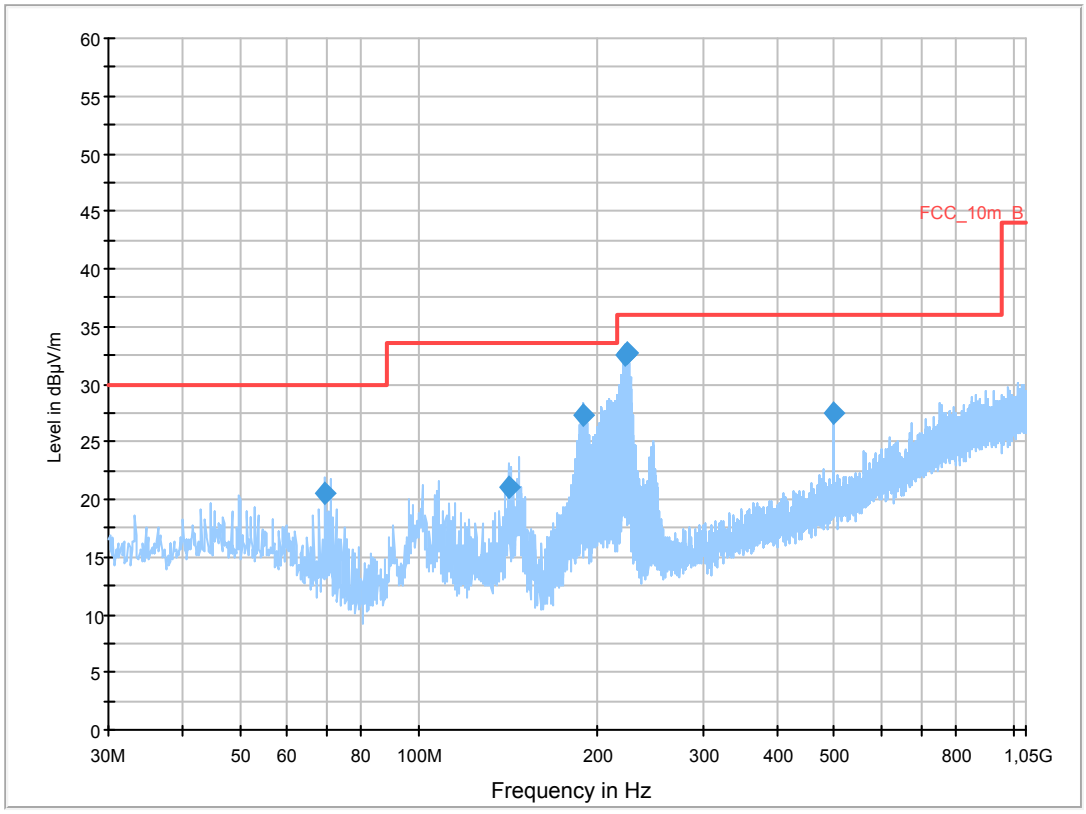

Final Result 1

Frequency (MHz)	QuasiPeak (dBµV/m)	Meas. Time (ms)	Bandwidth (kHz)	Height (cm)	Polarization	Azimuth (deg)	Corr. (dB)	Margin (dB)	Limit (dBµV/m)	Comment
69.526800	20.6	1000.0	120.000	170.0	V	86.0	9.4	9.4	30.0	
141.303750	21.0	1000.0	120.000	111.0	V	190.0	8.7	12.5	33.5	
188.896500	27.2	1000.0	120.000	98.0	V	10.0	11.0	6.3	33.5	
222.858900	32.6	1000.0	120.000	170.0	V	-9.0	12.5	3.4	36.0	
224.366550	32.7	1000.0	120.000	98.0	V	-5.0	12.5	3.3	36.0	
500.003100	27.4	1000.0	120.000	170.0	H	-2.0	18.7	8.6	36.0	

Plot 17: 1 GHz to 12.75 GHz, 5320 MHz, vertical & horizontal polarization

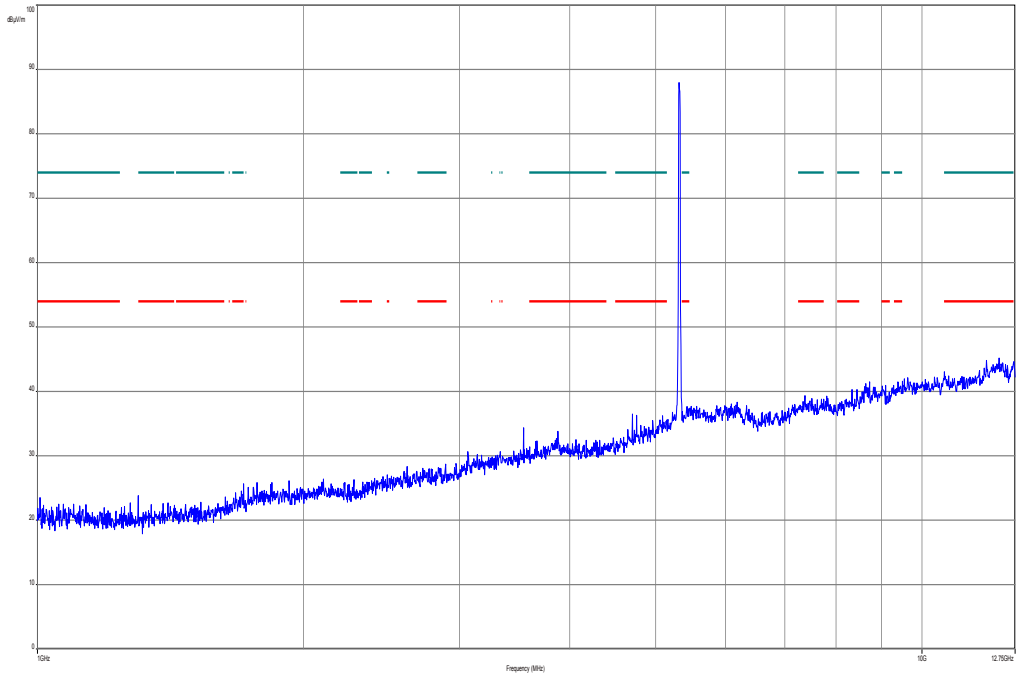

Plot 18: 12 GHz to 18 GHz, 5320 MHz, vertical & horizontal polarization

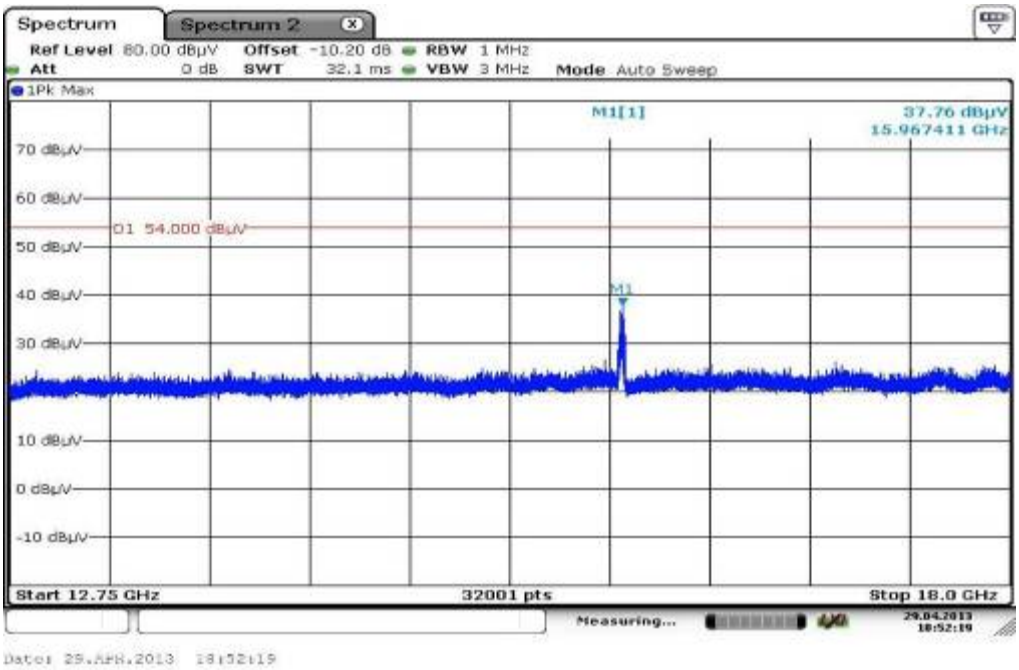

Plot 19: 18 GHz to 26 GHz, 5320 MHz, vertical & horizontal polarization

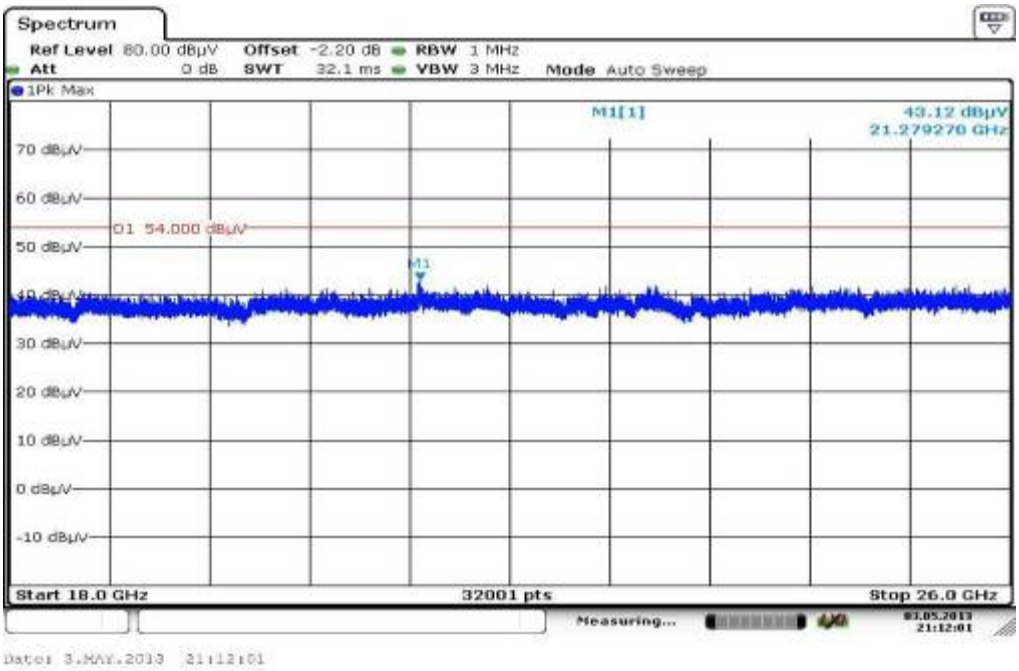

Plot 20: 26 GHz to 40 GHz, 5320 MHz, vertical & horizontal polarization

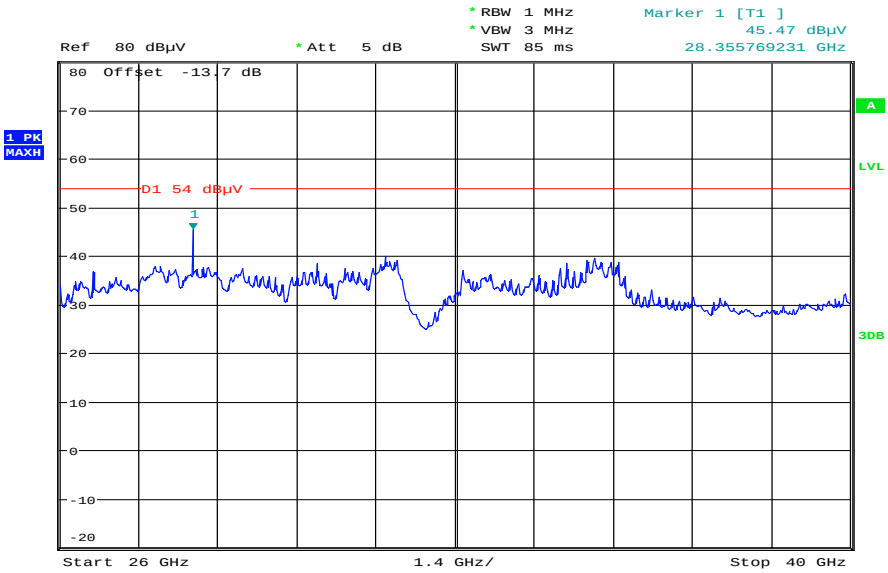

Date: 14.MAY.2013 13:09:47

Plot 21: 30 MHz to 1 GHz, 5500 MHz, vertical & horizontal polarization

Common Information

EUT:	WLANBV2-A + antenna 453564175981
Serial Number:	eval
Test Description:	FCC part 15 C class B @ 10 m
Operating Conditions:	wlan n-mode HT20 ch100
Operator Name:	Wolsdorfer
Comment:	DC 5V

Scan Setup: STAN_Fin [EMI radiated]

Hardware Setup:	Electric Field (NOS)
Receiver:	[ESCI 3]
Level Unit:	dBµV/m

Subrange	Step Size	Detectors	IF BW	Meas. Time	Preamp
30 MHz - 2 GHz	60 kHz	QPK	120 kHz	1 s	20 dB

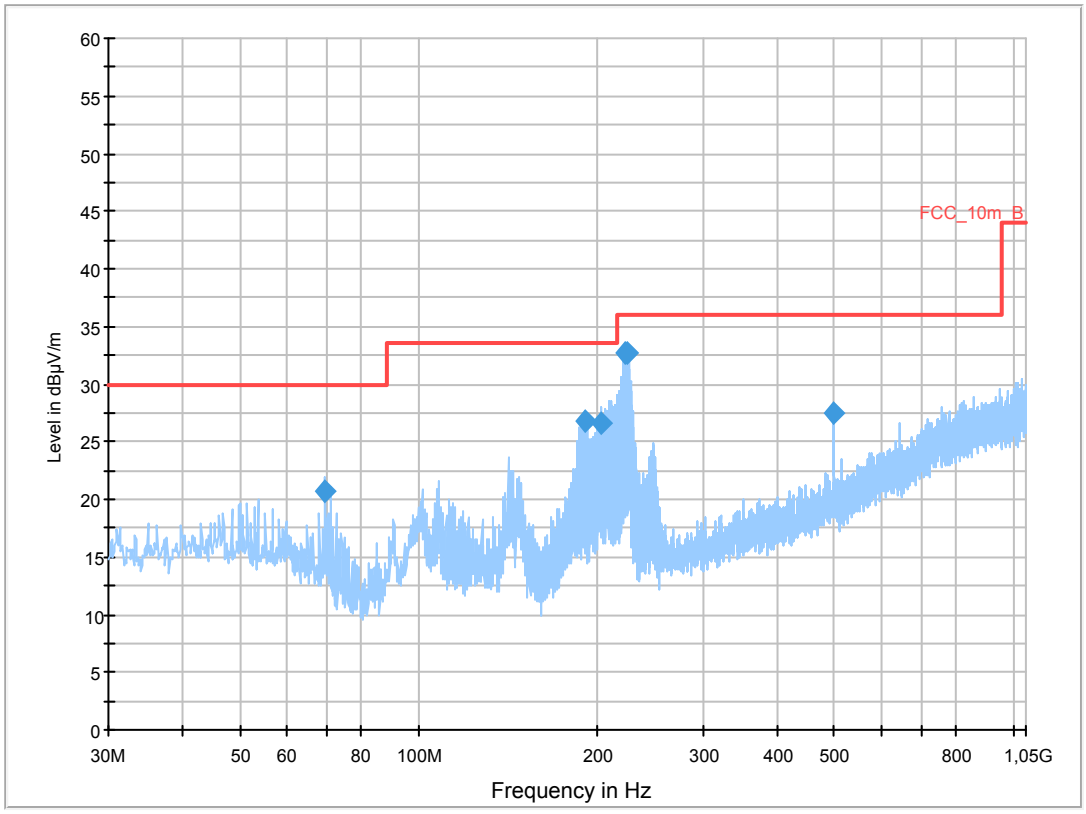

Final Result 1

Frequency (MHz)	QuasiPeak (dBµV/m)	Meas. Time (ms)	Bandwidth (kHz)	Height (cm)	Polarization	Azimuth (deg)	Corr. (dB)	Margin (dB)	Limit (dBµV/m)	Comment
69.516600	20.8	1000.0	120.000	170.0	V	180.0	9.4	9.2	30.0	
190.380750	26.8	1000.0	120.000	98.0	V	10.0	11.1	6.7	33.5	
202.451100	26.5	1000.0	120.000	155.0	V	272.0	11.8	7.0	33.5	
222.870300	32.7	1000.0	120.000	160.0	V	-10.0	12.5	3.3	36.0	
223.593600	32.6	1000.0	120.000	170.0	V	-5.0	12.5	3.4	36.0	
499.999650	27.4	1000.0	120.000	170.0	H	2.0	18.7	8.6	36.0	

Plot 22: 1 GHz to 12.75 GHz, 5500 MHz, vertical & horizontal polarization

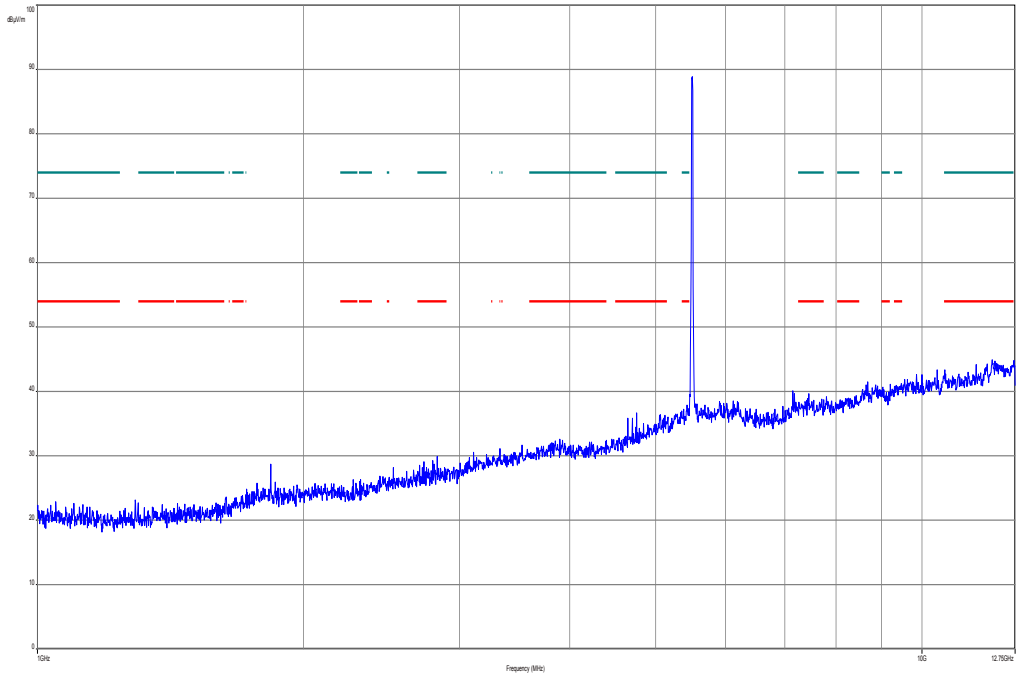

Plot 23: 12 GHz to 18 GHz, 5500 MHz, vertical & horizontal polarization

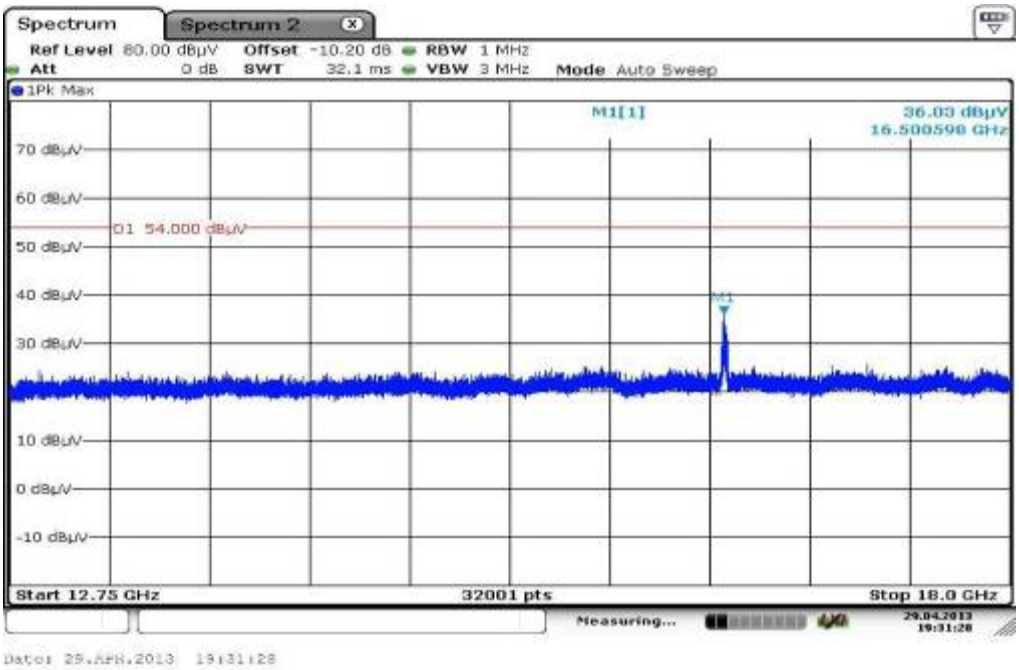

Plot 24: 18 GHz to 26 GHz, 5500 MHz, vertical & horizontal polarization

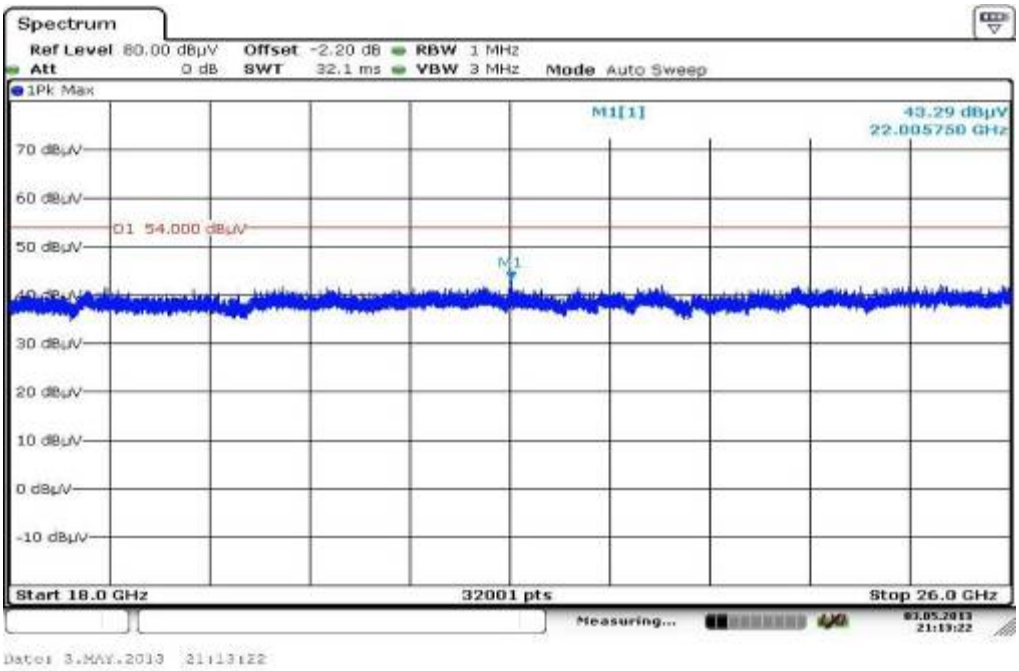

Plot 25: 26 GHz to 40 GHz, 5500 MHz, vertical & horizontal polarization

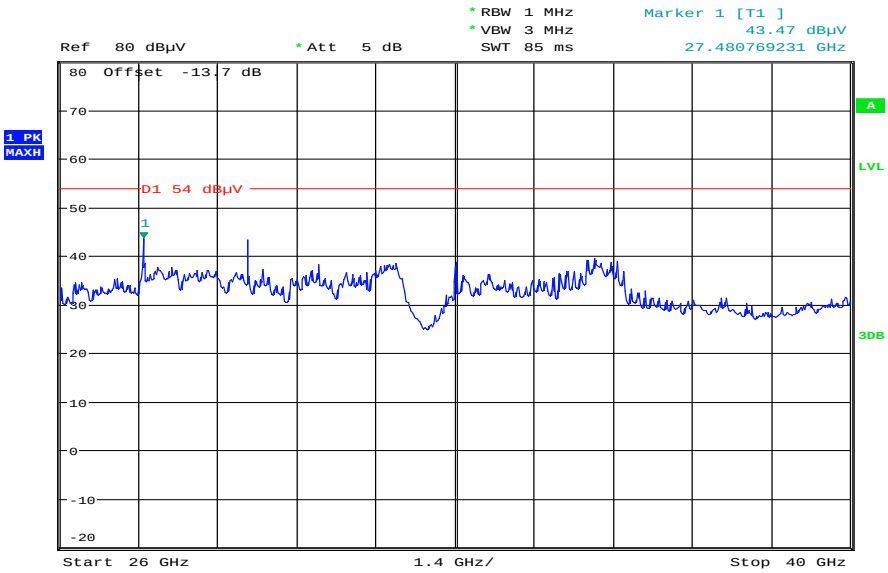

Date: 14.MAY.2013 13:10:45