Dorman Products, Inc.
Test Setup Photographs

FCC ID: PQTDORM22
IC: 10735A-DORM22

Field Strength of Spurious Emissions
Test Setup Photographs



Test Setup, X Axis

Test Setup, Y Axis

Field Strength of Spurious Emissions
Test Setup Photographs

Test Setup, Z Axis

Field Strength of Spurious Emissions
Test Setup Photographs

Parallel Antenna Polarization, 9 kHz to 30 MHz

Perpendicular Antenna Polarization, 9 kHz to 30 MHz

Field Strength of Spurious Emissions
Test Setup Photographs

Horizontal Antenna Polarization, 30 MHz to 1 GHz

Vertical Antenna Polarization, 30 MHz to 1 GHz

Field Strength of Emissions
Test Setup Photographs



Test Setup, X Axis

Test Setup, Y Axis

Field Strength of Emissions
Test Setup Photographs



Test Setup, Z Axis

EUT Configuration above 1 GHz

Field Strength of Emissions
Test Setup Photographs

Horizontal Antenna Polarization, Below 1 GHz

Vertical Antenna Polarization, Below 1 GHz

Field Strength of Emissions
Test Setup Photographs

Horizontal Antenna Polarization, Above 1 GHz

Vertical Antenna Polarization, Above 1 GHz

Duty Cycle Determination
Test Setup Photographs



Test Setup

Occupied Bandwidth
Test Setup Photographs

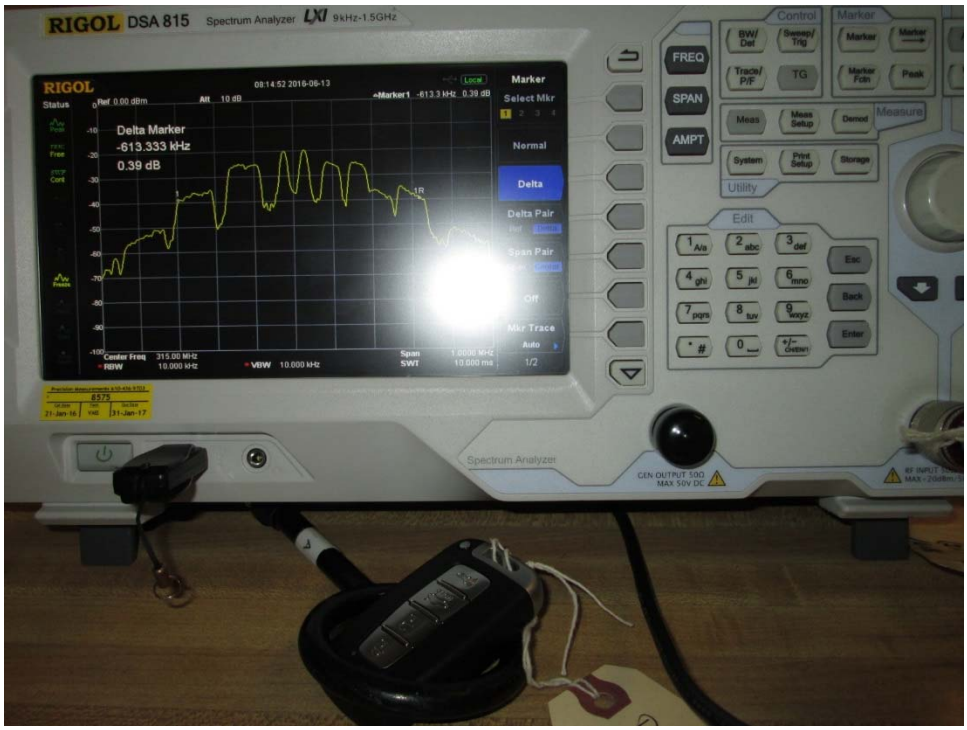

Test Setup