**Dorman Products, Inc.**
**Test Setup Photographs**

**FCC ID: PQTDORM27**
**IC: 10735A-DORM27**

**Field Strength of Emissions**
**Test Setup Photographs**

Test Setup, X Axis, Below 1 GHz

Test Setup, X Axis, Above 1 GHz

**Field Strength of Emissions**
**Test Setup Photographs**




Test Setup, Y Axis, Below 1 GHz

Test Setup, Y Axis, Above 1 GHz

**Field Strength of Emissions**
**Test Setup Photographs**



Test Setup, Z Axis, Below 1 GHz

Test Setup, Z Axis, Above 1 GHz

**Field Strength of Emissions**
**Test Setup Photographs**

Horizontal Antenna Polarization, Below 1 GHz

Vertical Antenna Polarization, Below 1 GHz

**Field Strength of Emissions**
**Test Setup Photographs**

Horizontal Antenna Polarization, Above 1 GHz

Vertical Antenna Polarization, Above 1 GHz

**Field Strength of Spurious Emissions**
**Test Setup Photographs**

Test Setup, X Axis

Test Setup, Y Axis

**Field Strength of Spurious Emissions**
**Test Setup Photographs**

Test Setup, Z Axis

**Field Strength of Spurious Emissions**
**Test Setup Photographs**

Horizontal Antenna Polarization, 30 to 200 MHz

Vertical Antenna Polarization, 30 to 200 MHz

**Field Strength of Spurious Emissions**
**Test Setup Photographs**

Horizontal Antenna Polarization, 200 MHz to 1 GHz

Vertical Antenna Polarization, 200 MHz to 1 GHz

**Duty Cycle Determination**
**Test Setup Photograph**

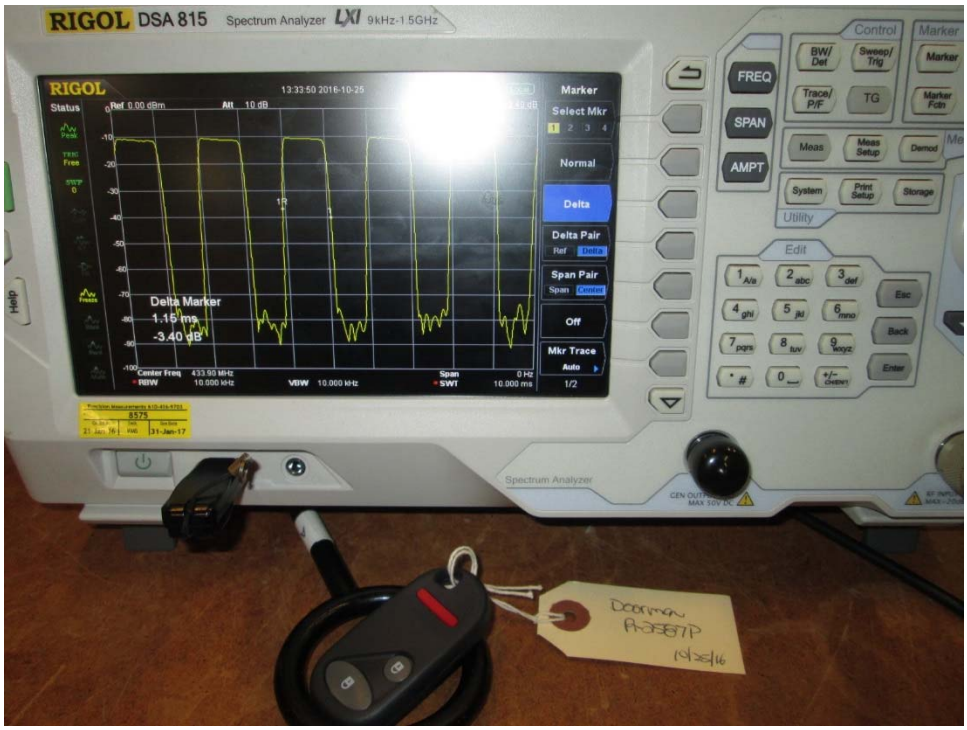


Test Setup

**Occupied Bandwidth of Emissions**
**Test Setup Photograph**

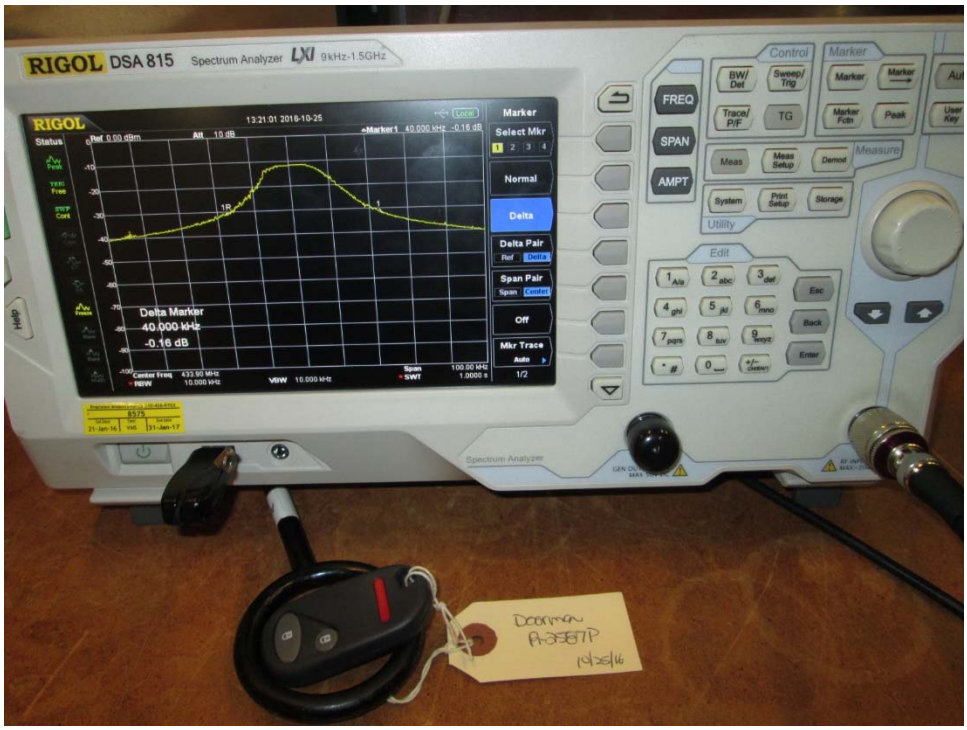


Test Setup