Dorman Products, Inc.
Test Setup Photographs

FCC ID: PQTDORM29
IC: 10735A-DORM29

Field Strength of Emissions
Test Setup Photographs

Test Setup, X Axis, Below 1 GHz

Test Setup, X Axis, Above 1 GHz

Field Strength of Emissions
Test Setup Photographs



Test Setup, Y Axis, Below 1 GHz

Test Setup, Y Axis, Above 1 GHz

Field Strength of Emissions
Test Setup Photographs



Test Setup, Z Axis, Below 1 GHz

Test Setup, Z Axis, Above 1 GHz

Field Strength of Emissions
Test Setup Photographs

Horizontal Antenna Polarization, Below 1 GHz

Vertical Antenna Polarization, Below 1 GHz

Field Strength of Emissions
Test Setup Photographs

Horizontal Antenna Polarization, Above 1 GHz

Vertical Antenna Polarization, Above 1 GHz

Field Strength of Spurious Emissions
Test Setup Photographs

Test Setup, X Axis

Test Setup, Y Axis

Field Strength of Spurious Emissions
Test Setup Photographs

Test Setup, Z Axis

Field Strength of Spurious Emissions
Test Setup Photographs

Horizontal Antenna Polarization, Below 1 GHz

Vertical Antenna Polarization, Below 1 GHz

Field Strength of Spurious Emissions
Test Setup Photographs

Horizontal Antenna Polarization, Above 1 GHz

Vertical Antenna Polarization, Above 1 GHz

Duty Cycle Determination
Test Setup Photograph

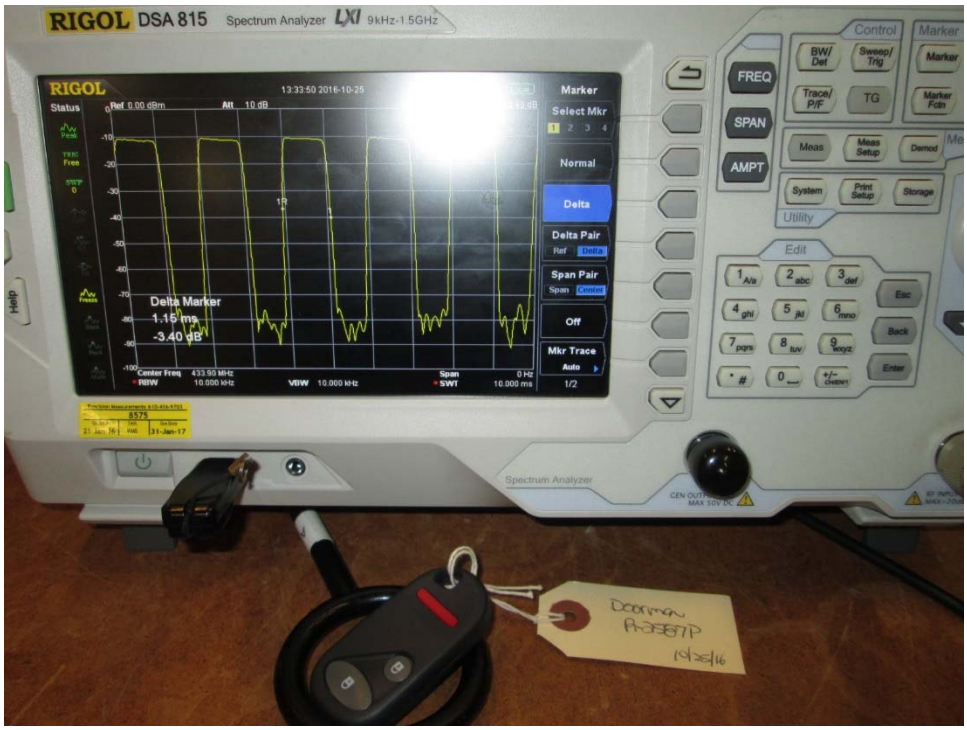

Test Setup

Occupied Bandwidth of Emissions
Test Setup Photograph

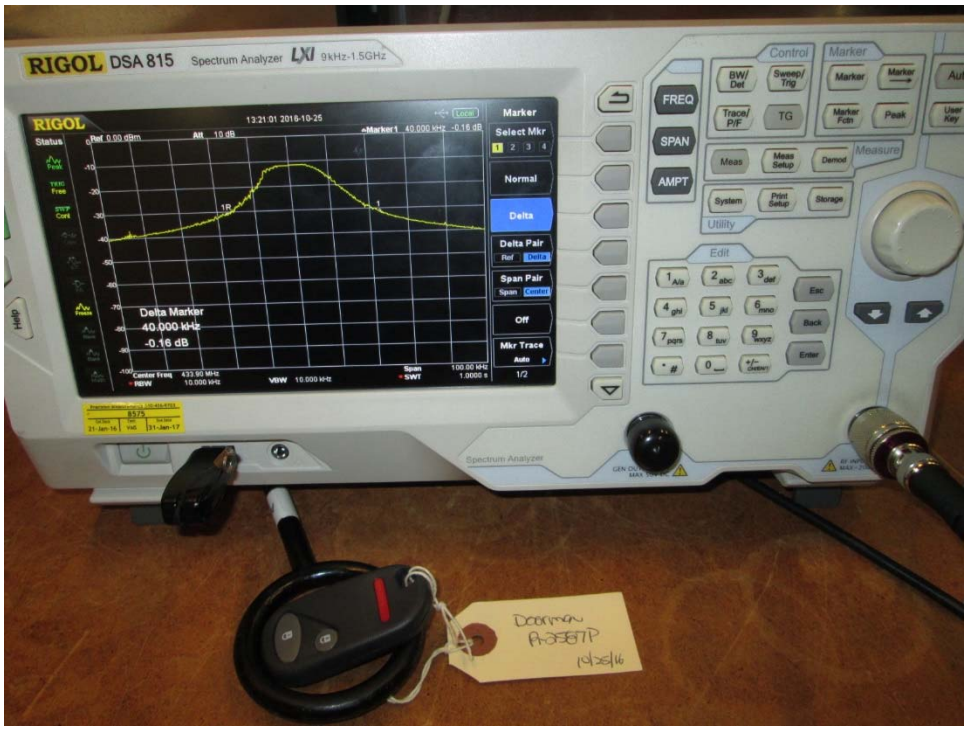

Test Setup