Dorman Products, Inc.
Test Setup Photographs

FCC ID: PQTDORM38
IC: 10735A-DORM38

Field Strength of Emissions
Test Setup Photographs

Test Setup, X Axis, Below 1 GHz

Test Setup, X Axis, Above 1 GHz

Field Strength of Emissions
Test Setup Photographs



Test Setup, Y Axis, Below 1 GHz

Test Setup, Y Axis, Above 1 GHz

Field Strength of Emissions
Test Setup Photographs



Test Setup, Z Axis, Below 1 GHz

Test Setup, Z Axis, Above 1 GHz

Field Strength of Emissions
Test Setup Photographs

Horizontal Antenna Polarization, Below 1 GHz

Vertical Antenna Polarization, Below 1 GHz

Field Strength of Emissions
Test Setup Photographs

Horizontal Antenna Polarization, Above 1 GHz

Vertical Antenna Polarization, Above 1 GHz

Field Strength of Spurious Emissions
Test Setup Photographs

EUT Configuration

Field Strength of Spurious Emissions
Test Setup Photographs

Parallel, 9 kHz to 30 MHz

Perpendicular, 9 kHz to 30 MHz

Field Strength of Spurious Emissions
Test Setup Photographs

Horizontal Antenna Polarization, 30 to 200 MHz

Vertical Antenna Polarization, 30 to 200 MHz

Field Strength of Spurious Emissions
Test Setup Photographs

Horizontal Antenna Polarization, 200 MHz to 1 GHz

Vertical Antenna Polarization, 200 MHz to 1 GHz

Duty Cycle Determination
Test Setup Photograph



Test Setup

Occupied Bandwidth of Emissions
Test Setup Photograph

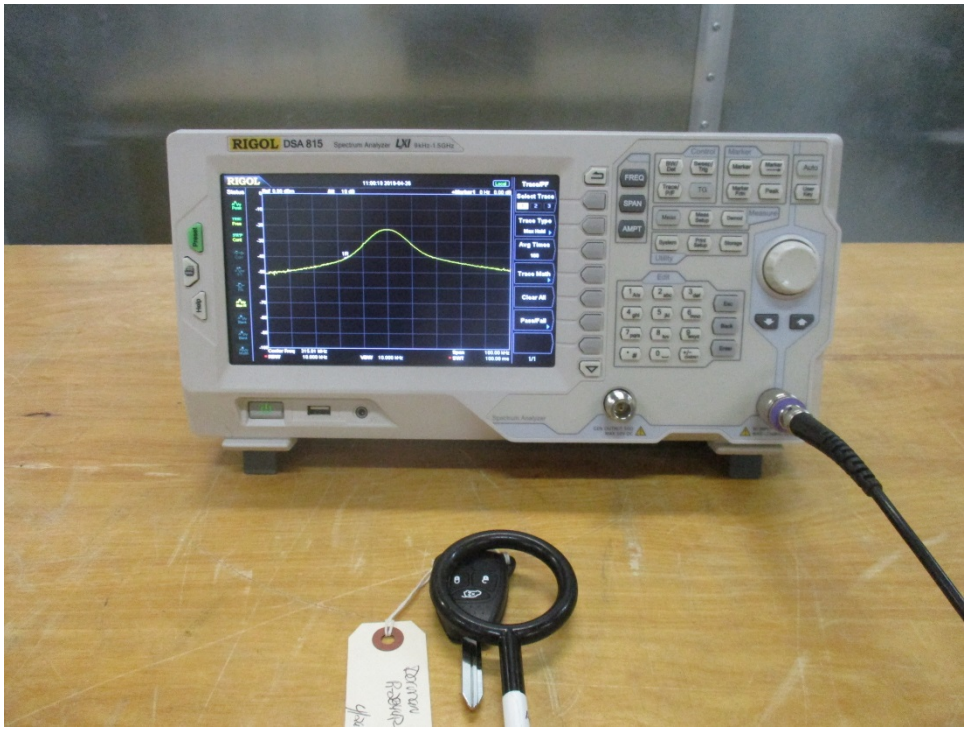

Test Setup

99% Occupied Bandwidth
Test Setup Photograph

Test Setup