SHINE2™

QUICK START GUIDE
GUIDE DE DÉMARRAGE RAPIDE
快速入门指南
SCHNELLSTARTANLEITUNG
GUIDA RAPIDA
GUÍA DE INICIO RÁPIDO
クイックスタートガイド
GUIA RÁPIDO
빠른 시작 가이드
КРАТКОЕ РУКОВОДСТВО

Model: SH2

Pluto_QSG_2.indd 1 8/5/15 9:08 AM

For detailed SHINE2 information and safety instructions visit:

Pour des informations plus détaillées sur SHINE2 et les consignes de sécurité visitez :

有关SHINE2的详细信息和安全说明请访问：

Für detaillierte Informationen über SHINE2 sowie Sicherheitsanweisungen zum Gebrauch des Produktes besuchen Sie bitte die folgende Webseite:

Per informazioni dettagliate su SHINE2 e istruzioni di sicurezza, visita il sito:

Para obtener información detallada e instrucciones de seguridad del SHINE2, visite:

SHINE2の情報および安全のための注意事項の詳細:

Para obter informações e instruções de segurança detalhadas do SHINE2, visite:

SHINE2에 대한 자세한 정보 및 안전 지침에 대해서는 다음을 방문하세요:

ДЛЯ ПОЛУЧЕНИЯ ПОДРОБНОЙ ИНФОРМАЦИИ О SHINE2 И ИНСТРУКЦИЙ ПО ТЕХНИКЕ БЕЗОПАСНОСТИ ПОСЕТИТЕ:

www.misfit.com/go

SHINE2™

FITNESS + SLEEP MONITOR

FITNESS + CONTRÔLE DU SOMMEIL

健身+睡眠监测器

FITNESS- & SCHLAFMONITOR

MONITOR FITNESS + SONNO

MONITOR DE EJERCICIOS Y DE SUEÑO

フィットネス&スリープモニター

MONITOR DE FITNESS + SONO

피트니스 + 수면 모니터링

МОНИТОР ФИТНЕСА + СНА

Pluto_QSG_2.indd 2-1 8/5/15 9:08 AM

GET STARTED:
POUR COMMENCER :
开始：

LEGEN SIE LOS:
INIZIO:
COMENCEMOS:
使用開始のために:

PRIMEIROS PASSOS:
시작하기:
НАЧАЛО РАБОТЫ:

1

MISFIT

Available on the App Store

ANDROID APP ON Google play

2

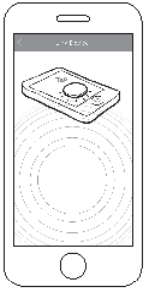

EN 1. Download the Misfit application from the App Store. Visit www.misfit.com for up-to-date app availability and compatibility information.

2. Create an account, set a goal and link your SHINE2 by following the instructions in the app. It may take a couple minutes as SHINE2 upgrades to the latest firmware.

FR 1. Téléchargez l'application Misfit à partir de l'App Store. Visitez www.misfit.com pour connaître les mises à jour disponibles de l'application et les informations de compatibilité.

2. Créez un compte, fixez un objectif et connectez votre SHINE2 en suivant les instructions de l'application. Cela peut prendre quelques minutes le temps que SHINE2 effectue la mise à jour vers le micrologiciel le plus récent.

CH (S) 1. 从App Store 下载Misfit应用程序。访问www.misfit.com查看最新的应用程序可用性和兼容性的信息。

2. 创建帐户、设定目标，并通过执行应用程序的说明，连接您的SHINE2。 SHINE2可能需要几分钟升级到最新的固件。

DE 1. Laden Sie die Misfit-Applikation aus dem App-Store herunter. Besuchen Sie die Webseite www.misfit.com, um die neueste Verfügbarkeitsliste für Apps und die aktuellsten Kompatibilitätsinformationen zu erhalten.

2. Erstellen Sie ein Konto, setzen Sie sich ein Ziel und verlinken Sie Ihr SHINE2, in dem Sie den Instruktionen in der App folgen. Dies kann ein paar Minuten dauern, da

Pluto_QSG_2.indd 2-3 8/5/15 9:08 AM

sich SHINE2 selbstständig auf die neueste Firmware aktualisiert.

IT 1. Scarica l'applicazione Misfit da App Store. Visita www.misfit.com per aggiornamenti sulla disponibilità dell'app e informazioni sulla compatibilità.

2. Crea un account, imposta un obiettivo e collega il tuo SHINE2 seguendo le istruzioni nell'app. Potrebbe essere necessario attendere un paio di minuti mentre SHINE2 esegue gli aggiornamenti al firmware più recente.

ES 1. Descargue la aplicación Misfit desde la App Store. Visite www.misfit.com para obtener información sobre disponibilidad y compatibilidad actualizada.

2. Cree una cuenta, fije un objetivo y vincule su SHINE2 siguiendo las instrucciones de la aplicación. Es posible que el SHINE2 tarde algunos minutos mientras se actualiza a la última versión de firmware.

JP 1. App StoreからMisfitアプリをダウンロードします。最新のアプリバージョンおよび互換性についてはwww.misfit.comをご覧ください。

2. アプリの指示に従って アカウントの作成、目標の設定、SHINE2の接続を行います。SHINE2が最新のファームウェアにアップグレードするのに数分かかることがあります。

PT 1. Baixe o aplicativo Misfit a partir da App Store. Visite www.misfit.com para obter informações atualizadas sobre disponibilidade e compatibilidade do aplicativo.

2. Crie uma conta, defina uma meta e conecte o seu SHINE2 seguindo as instruções no app. Pode demorar alguns minutos enquanto o SHINE2 atualiza para o firmware mais recente.

KR 1. 앱 스토어에서 Misfit 앱을 다운로드합니다. 최신 앱의 가용성과 호환성에 대한 자세한 정보는 www.misfit.com를 방문하세요.

2. 계정을 만들고 목표를 설정한 후, 앱의 지침에 따라 SHINE2를 연결합니다. SHINE2가 최신 펌웨어로 업그레이드되는 데 몇 분 정도 걸릴 수 있습니다.

RU 1. СКАЧАЙТЕ ПРИЛОЖЕНИЕ Misfit В МАГАЗИНЕ ПРИЛОЖЕНИЙ. ДЛЯ ПОЛУЧЕНИЯ ПОСЛЕДНЕЙ ИНФОРМАЦИИ О ДОСТУПНОСТИ И СОВМЕСТИМОСТИ ПРИЛОЖЕНИЯ ПОСЕТИТЕ САЙТ www.misfit.com.

2. СОЗДАЙТЕ АККАУНТ, УСТАНОВИТЕ ЦЕЛЬ И ПОДКЛЮЧИТЕСЬ К SHINE2, СЛЕДУЯ ИНСТРУКЦИЯМ В ПРИЛОЖЕНИИ. МОДЕРНИЗАЦИЯ SHINE2 ДО ПОСЛЕДНЕЙ ПРОШИВКИ МОЖЕТ ЗАНЯТЬ НЕСКОЛЬКО МИНУТ

Pluto_QSG_2.indd 4-5 8/5/15 9:08 AM

TOUCH SHINE2:
TOUCHEZ SHINE2 :
触摸 SHINE2:
BERÜHREN SIE SHINE2:
TOCCA SHINE2:
TOQUE EL SHINE2:
SHINE2をタッチ:
TOQUE NO SHINE2:
SHINE2 터치:
СЕНСОРНОЕ
УСТРОЙСТВО **SHINE2:**

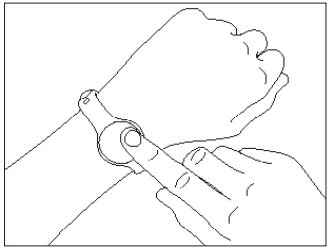

EN Touch the front face of SHINE2 to see progress toward your daily goal and the time (when enabled in the app).

FR Appuyez sur la face avant de SHINE2 pour voir les progrès réalisés par rapport à votre objectif quotidien et l'heure (quand l'option est activée dans l'appli).

CH (S) 触摸SHINE2的正面查看你的每日目标的进展和时间（在应用程序启用后）。

DE Berühren Sie die Vorderseite von SHINE2, um zu sehen, wie weit Sie bereits Ihrem Tagesziel gekommen sind – Sie sehen darüber hinaus auch die Zeit (falls dies in der App eingestellt wurde).

IT Tocca la parte anteriore di SHINE2 per vedere i progressi verso il tuo obiettivo quotidiano e il tempo (se attivato nell'app).

ES Toque la cara frontal del SHINE2 para ver el progreso hacia su objetivo diario y la hora (si está habilitada en la aplicación).

JP SHINE2の表面をタッチすると、その日の目標の進行状況および時刻（アプリで有効になっている場合）が分かります。

Pluto_QSG_2.indd 6-7 8/5/15 9:08 AM

PT Toque na face frontal do SHINE2 para ver o andamento da sua meta diária e o tempo (quando ativado no aplicativo).

KR SHINE2의 전면을 터치하여 일일 목표와 시간(앱에서 활성화한 경우)에 대한 진행 상황을 확인할 수 있습니다.

RU НАЖМИТЕ НА ПЕРЕДНЮЮ ПОВЕРХНОСТЬ УСТРОЙСТВА SHINE2, ЧТОБЫ УВИДЕТЬ ПРОГРЕСС НА ПУТИ К ЕЖЕДНЕВНОЙ ЦЕЛИ И ВРЕМЯ (ЕСЛИ ОНО ВКЛЮЧЕНО В ПРИЛОЖЕНИИ).

PROGRESS:
PROGRÈS :
进展:
ORTSCHRITT:

PROGRESSI:
PROGRESO:
進行状況:

ANDAMENTO:
진행 상황:
ПРОГРЕСС:

Pluto_QSG_2.indd 8-9
8/5/15 9:08 AM

TIME: **时间:** **TEMPO:** **時刻:** **시간:**
L'HEURE : **ZEIT:** **HORA:** **TEMPO:** **ВРЕМЯ:**

EN 12:00, 3:00, 6:00, 9:00 reference lights

FR 12:00, 15:00, 18:00, 21:00 luminosités de référence

CH (S) 12:00, 3:00, 6:00, 9:00 参考灯

DE Referenzlichter für 12:00, 3:00, 6:00 und 9:00 Uhr

IT Luci di riferimento a 00:00, 03:00, 06:00, 09:00

ES Luces de referencia para las 12:00, 3:00, 6:00 y 9:00

JP 12:00, 3:00, 6:00, 9:00の部分がライトで示されます

PT Luzes de referência de 12:00, 03:00, 06:00, 09:00

KR 12:00, 3:00, 6:00, 9:00 참조 조명

RU БАЗОВЫЕ ИНДИКАТОРЫ: 12:00, 3:00, 6:00, 9:00

Hour: Bright
Heure : signal lumineux
小时：明亮
Stunden: Hell
Ora: si illumina
Hora: Brillante

時間:
明るく灯されます
Hora: LED aceso o tempo todo
시간: 계속 켜짐
ЧАС: ЯРКИЙ

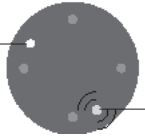

10:25

Minute: Blinking
Minute : signal clignotant
分钟：闪烁
Minuten: Blinkend
Minuti: lampeggia
Minutos: Parpadeantes
分:点灯
Minuto: LED Piscando
분: 깜박임
МИНУТА: МИГАНИЕ

Pluto_QSG_2.indd 10-11 8/5/15 9:08 AM

SPORT BAND:

BRACELET SPORT :

运动腕带:

SPORTBAND:

SPORT BAND:

BANDA DEPORTIVA:

スポーツバンド:

PULSEIRA ESPORTIVA:

스포츠 밴드:

СПОРТИВНАЯ ПОВЯЗКА:





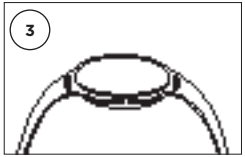

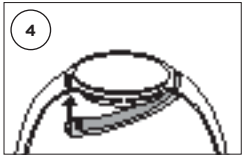

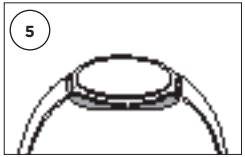

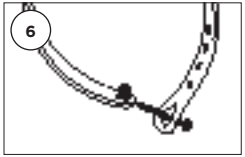

Pluto_QSG_2.indd 12-13 8/5/15 9:08 AM

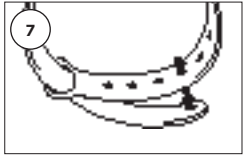

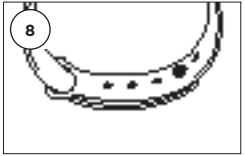

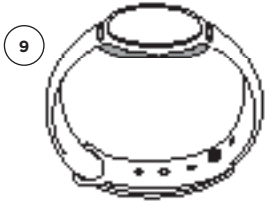

CLASP:
FERMOIR :
运动夹:
HALTEKLAMMER:

GANCIO:
BROCHE:
クリップ:

FECHO:
걸쇠:
ФИКСАТОР:

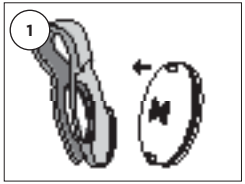

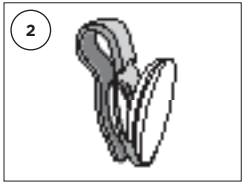

Pluto_QSG_2.indd 14-15 8/5/15 9:08 AM

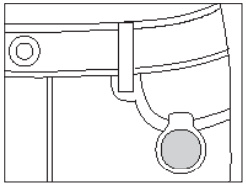

WEAR AND MOVE:
PORTEZ-LE ET BOUGEZ :
穿戴和活动:
TRAGEN UND BEWEGEN:
INDOSSALO E MUOVITI:

ÚSALO Y MUÉVETE:
着用して動く:
USE E MOVIMENTE-SE:
착용하고 움직이세요:
НОСИТЕ И ДВИГАЙТЕСЬ:

Pluto_QSG_2.indd 16-17 8/5/15 9:08 AM

EN ATTENTION: SHINE2's battery life can be shortened with heavy use. Prolonged exposure to salt water or chemically treated water will reduce water resistance. Improper installation of the rear cover will result in loss of water resistance.

SHINE2 IS NOT A TOY OR MEDICAL DEVICE. WARNING: choking hazard - small parts.

CAUTION: Risk of Explosion if Battery is replaced by an Incorrect Type. Dispose of Used Batteries According to the Instructions.

FR ATTENTION : la durée de vie de la pile de SHINE2 peut être raccourcie lors d'une utilisation intensive. Une exposition prolongée à l'eau salée ou traitée chimiquement réduiront son imperméabilité. Une mauvaise installation de la protection située à l'arrière se traduira par une perte d'étanchéité.

SHINE2 N'EST PAS UN JOUET NI UN dispositif mêdical. AVERTISSEMENT : risque d'étouffement –comporte des petites pièces pouvant être avalées.

ATTENTION : risque d'explosion si la pile est remplacée par un modèle incompatible. Jetez les piles usagées selon les instructions.

CH (S) 注意： 大量使用可能会缩短SHINE2的电池寿命。长时间暴露于盐水或化学处理过的水将减少防水性。不正确的安装后盖将导致防水性丧失。

SHINE2不是玩具或医疗设备。警告: 窒息危险 – 小部件。

注意： 如果更换的电池类型不正确，有爆炸的危险。请按说明处理废旧电池书。

DE ACHTUNG: Die Batterielaufzeit von SHINE2 kann sich bei intensivem Gebrauch verkürzen. Längerer Kontakt mit Salzwasser oder chemisch behandeltem Wasser führt dazu, dass die Wasserdichtigkeit reduziert wird. Unsachgemäße Installation des Deckels auf der Rückseite kann zum vollständigen Verlust der Wasserbeständigkeit führen.

SHINE2 IST KEIN SPIELZEUG UND AUCH KEIN MEDIZINISCHES GERÄT. WARNUNG: Dieses Produkt enthält kleine Einzelteile – Babys und kleine Kinder können diese Teile verschlucken und daran ersticken.

VORSICHT: Es besteht Explosionsgefahr, falls die Batterie durch eine andere Batterie eines falschen Typs ersetzt wird. Bitte werfen Sie verbrauchte Batterien nicht in den Hausmüll, sondern entsorgen Sie diese gemäß den Instruktionen bei geeigneten Rücknahmestellen.

IT ATTENZIONE: la durata della batteria di SHINE2 può essere ridotta da un uso intenso. L'esposizione prolungata ad acqua salata o acqua trattata chimicamente ridurrà la resistenza all'acqua. L'installazione non corretta della custodia posteriore comporterà la perdita di resistenza all'acqua.

SHINE2 NON È UN GIOCATTOLO O UN DISPOSITIVO MEDICO. AVVERTENZA: rischio di soffocamento - piccole parti.

ATTENZIONE: rischio di esplosione se la batteria viene sostituita con una di tipo sbagliato. Smaltire le batterie usate secondo le istruzioni.

ES ATENCIÓN: La vida útil de la batería del SHINE2 podría acortarse con un uso intensivo. La exposición prolongada al agua salada o al agua tratada químicamente reducirá la resistencia al agua. La instalación incorrecta de la tapa trasera provocará la pérdida de la resistencia al agua.

EL SHINE 2 NO ES UN JUGUETE NI UN DISPOSITIVO MÉDICO. ADVERTENCIA: peligro de asfixia, contiene partes pequeñas.

PRECAUCIÓN: Riesgo de explosión si la batería se reemplaza por el tipo incorrecto. Deseche las baterías gastadas según las instrucciones.

JP 注意: SHINE2を多用すると電池の持ち時間が縮まります。海水または薬品処理がされた水の中で長時間使用すると防水性能が衰えます。裏面のカバーを正しく設置しないと防水性能が失われてしまいます。

SHINE2は玩具や医療機器ではありません。警告: 小さな部品で窒息する恐れがあります。

注意: 間違った種類の電池を挿入すると爆発する危険があります。使用済みの電池は指示に従って廃棄してください。

PT ATENÇÃO: O uso excessivo pode reduzir a duração da bateria do SHINE2. A exposição prolongada à água salgada ou à água quimicamente tratada reduzirá a impermeabilidade. A instalação incorreta da tampa traseira resultará em perda de resistência à água.

O SHINE2 NÃO É UM BRINQUEDO OU UM DISPOSITIVO MÉDICO. AVISO: Perigo de asfixia - peças pequenas.

CUIDADO: Risco de explosão se a bateria for substituída por outra de tipo incorreto. Descarte as baterias usadas conforme as instruções.

Pluto_QSG_2.indd 18-19 8/5/15 9:08 AM

KR 주의: SHINE2 배터리는 잦은 사용으로 인해 수명이 단축될 수 있습니다. 소금물 또는 화학적으로 처리된 물에 장시간 노출되면 기능이 저하될 수 있습니다. 뒷면 커버를 잘못 설치하면 방수 기능이 손상될 수 있습니다.

SHINE2는 장난감이나 의료 장치가 아닙니다. 경고: 작은 부품은 질식의 위험이 있습니다.

주의: 다른 종류의 배터리를 사용하면 폭발의 위험이 있습니다. 사용한 배터리는 지침에 따라 폐기해야 합니다

RU ВНИМАНИЕ: ИНТЕНСИВНОЕ ИСПОЛЬЗОВАНИЕ СОКРАЩАЕТ СРОК ЖИЗНИ БАТАРЕИ SHINE2. ДЛИТЕЛЬНОЕ ВОЗДЕЙСТВИЕ СОЛЕНОЙ ИЛИ ХИМИЧЕСКИ ОЧИЩЕННОЙ ВОДЫ СНИЖАЕТ ВОДОНЕПРОНИЦАЕМОСТЬ. НЕПРАВИЛЬНАЯ УСТАНОВКА ЗАДНЕЙ КРЫШКИ ПРИВЕДЕТ К ПОТЕРЕ ВОДОНЕПРОНИЦАЕМОСТИ.

SHINE2 — НЕ ИГРУШКА И НЕ МЕДИЦИНСКОЕ УСТРОЙСТВО. ПРЕДУПРЕЖДЕНИЕ: ОПАСНОСТЬ УДУШЕНИЯ – МЕЛКИЕ ДЕТАЛИ.

ВНИМАНИЕ: ИСПОЛЬЗОВАНИЕ БАТАРЕИ НЕПРАВИЛЬНОГО ТИПА СОЗДАЕТ РИСК ВЗРЫВА ПРИ ЗАМЕНЕ. УТИЛИЗИРУЙТЕ ИСПОЛЬЗОВАННЫЕ БАТАРЕИ В СООТВЕТСТВИИ С ИНСТРУКЦИЕЙ.

0-3

FCC COMPLIANCE STATEMENT This device complies with part 15 of the FCC Rules. Operation is subject to the following two conditions: 1) This device may not cause harmful interference, and 2) this device must accept any interference received, including interference that may cause undesired operation.

INFORMATION TO USER This equipment has been tested and found to comply with the limits for a Class B digital device, pursuant to Part 15 of FCC Rules. These limits are designed to provide reasonable protection against harmful interference in a residential installation. This equipment generates, uses, and can radiate radio frequency energy. If not installed and used in accordance with the instructions, it may cause harmful interference to radio communications. However, there is no guarantee that interference will not occur in a particular installation. If this equipment does cause harmful interference to radio or television reception, which can be determined by tuning the equipment off and on, the user is encouraged to try and correct the interference by one or more of the following measures: (1) Reorient or relocate the receiving antenna. (2) Increase the distance between the equipment and the receiver. (3) Connect the equipment to outlet on a circuit different from that to which the receiver is connected. (4) Consult the

dealer or an experienced radio/TV technician for help.

WARNING The changes or modifications not expressly approved by the party responsible for compliance could void the user's authority to operate the equipment.

FCC ID: PT3-SH2

IC COMPLIANCE STATEMENT This device complies with Industry Canada's licence-exempt RSSs. Operation is subject to the following two conditions: (1) this device may not cause interference, and (2) this device must accept any interference, including interference that may cause undesired operation of the device.

Le présent appareil est conforme aux CNR d'Industrie Canada applicables aux appareils radio exempts de licence. L'exploitation est autorisée aux deux conditions suivantes : (1) l'appareil ne doit pas produire de brouillage, et (2) l'utilisateur de l'appareil doit accepter tout brouillage radioélectrique subi, même si le brouillage est susceptible d'en compromettre le fonctionnement.

IC: 10638A-SH2

EUROPE

DE Hiermit erklärt Misfit, Inc., dass sich dieser/diese/dieses SHINE2 in Übereinstimmung mit den grundlegenden Anforderungen und den anderen relevanten Vorschriften der Richtlinie 1999/5/EG befindet.

EN Hereby, Misfit, Inc., declares that this SHINE2 is in compliance with the essential requirements and other relevant provisions of Directive 1999/5/EC.

ES Por medio de la presente Misfit, Inc. declara que el SHINE2 cumple con los requisitos esenciales y cualesquiera otras disposiciones aplicables o exigibles de la Directiva 1999/5/CE.

FR Par la présente Misfit, Inc. déclare que l'appareil SHINE2 est conforme aux exigences essentielles et aux autres dispositions pertinentes de la directive 1999/5/CE.

IT Con la presente Misfit, Inc. che questo SHINE2 è conforme ai requisiti essenziali ed alle altre disposizioni pertinenti stabilite dalla direttiva 1999/5/CE.

PT Misfit, Inc. declara que este SHINE2 está conforme com os requisitos essenciais e outras disposições da Directiva 1999/5/CE.

This symbol on the product or its packaging indicates that this product must not be disposed of with other waste. Instead, it is your responsibility to dispose of your waste equipment by handing it over to a designated collection

Pluto_QSG_2.indd 20-21 8/5/15 9:08 AM

point for the recycling of waste electrical and electronic equipment. The separate collection and recycling of your waste equipment at the time of disposal will help conserve natural resources and ensure that it is recycled in a manner that protects human health and the environment. For more information about where you can drop off your waste equipment for recycling, please contact your local city recycling office or the dealer from whom you originally purchased the product.

AUSTRALIA, NEW ZEALAND

RUSSIA, BELARUS, KAZAKHSTAN, ARMENIA

SINGAPORE

Complies with IDA Standards
DA103787

KOREA 해당무선설비는 운용 중 전파혼신 가능성이 있으므로 인명안전과관련된 서비스는 할 수 없습니다.
MSIP-CRM-MFW-SH2
Applicant: Misfit Wearables Corp.
Equipment Name: 특정소출력 무선기기 (무선데이터통신시스템용 무선기기)
Country of Origin: China

THAILAND เครื่องโทรคมนาคมและอุปกรณ์นี้มีความสอดคล้องตามข้อกำหนดของ กทช.

BRAZIL Este equipamento opera em caráter secundário, isto é, não tem direito a proteção contra interferência prejudicial, mesmo de estações do mesmo tipo, e não pode causar interferência a sistemas operando em caráter primário.

Misfit SHINE2, model SH2, is a tracker that measures your activity and sleep, syncs with your smartphone, and can be used as a smart button.

O Misfit SHINE2, modelo SH2, é um monitor que mede suas atividades e seu sono, sincroniza com o seu smartphone, e pode ser usado como um broche inteligente.

2793-15-9656

(01)07898581342045

Pluto_QSG_2.indd 22-23 8/5/15 9:08 AM

@misfit

facebook.com/misfit

misfit.com/contact

Misfit, Inc.
839 Mitten Road Suite 100
Burlingame, CA 94010

90-00107-000-A

FUTURE UPDATES

The updates to the Quick Start Guide will look like this:

ARTWORK DUE DATE: 9/10

MANUAL (Quick start guide) - Part # 90-00107-000-B (Rev B)
1. Add Japan reg. language, mark and #
2. if change is made, please update part # to end in B, 90-00107-000-B

JAPAN 日本電波法の技適マークと認証番号はデバイスのフタの裏側に表示されています。

???-??????

ARTWORK DUE DATE: 10/10

MANUAL (Quick start guide) - Part # 90-00107-000-C (Rev C)
1. Add Taiwan regulatory language, mark and #
2. Add China regulatory mark and/or #
3. Add UAE regulatory mark and/or #
4. Add Malaysia regulatory mark and/or #
5. if changes are made, please update part # to end in C, 90-00107-000-C

TAIWAN 低功率電波輻射性電機管理辦法
第十二條經型式認證合格之低功率射頻電機, 非經許可, 公司、商號或使 用者均不得擅自變更頻率、加大功率或變更原設計之特性及功能。第十四條低功率射頻電機之使用不得影響飛航安全及干擾合法通信;經發
現有干擾現象時, 應立即停用, 並改善至無干擾時方得繼續使用。

前項合法通信, 指依電信規定作業之無線電信。低功率射頻電機須忍受合法通信 或工業、科學及醫療用電波輻射性電機設備之干擾。

this symbol in manual must be 1.5 cm or larger

廢電池請回收

CHINA CMIIT ID: ??????????

UAE

TRA REGISTERED No.: ???????
DEALER NO. : DA0118950/13

MALAYSIA (see below for displaying the logo and #)

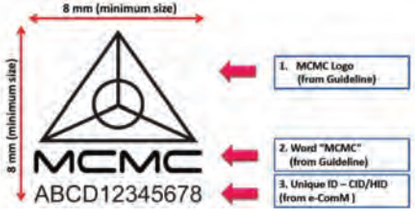

BATTERY DOOR LABEL (inside SHINE2)
1. Add Taiwan NCC logo and #

??????????????

PACKAGING LABEL (UPC barcode, bottom of pkg) Rev B
1. Add Taiwan NCC logo and #

??????????????

2. if any changes are made, please update all part #s to end in B

ARTWORK DUE DATE: 11/10

MANUAL (Quick start guide) - Part # 90-00107-000-D (Rev D)
1. Add Mexico regulatory language, mark and #
2. Add South Africa regulatory mark and/or #
3. Update manual to show how to read SHINE2 progress beyond 100% & improve how to read watch. (Will have information on this in October)
4. update part # to end in D, 90-00107-000-D
5. Possible update: update applicant name for Korea registrant (page 22 “Misfit Wearables Corp.” --> “Mistfit, Inc.”)

MEXICO La operación de este equipo está sujeta a las siguientes dos condiciones: (1) es posible que este equipo o dispositivo no cause interferencia perjudicial y (2) este equipo debe aceptar cualquier interferencia, incluyendo la que pueda causar su propia operación no deseada.

IFETEL ID: ?????????-????

SOUTH AFRICA

??-????/????
Approved

PACKAGING LABEL (UPC barcode, bottom of pkg) Rev C
1. Add South Africa regulatory mark and/or #
(Amy will confirm later if necessary - distributor may label separately)

??-????/????
Approved

2. if any changes are made, update all part #s to end in C