FCC RF Test Report

APPLICANT	:	Wistron Corporation
EQUIPMENT	:	Tablet PC
BRAND NAME	:	Lenovo
MODEL NAME	:	TP00065A
FCC ID	:	PU5-TP00065AUC
STANDARD	:	47 CFR Part 2, 22(H), 24(E), 27
CLASSIFICATION	:	PCS Licensed Transmitter (PCB)

The product was received on Jul. 22, 2014 and testing was completed on Sep. 15, 2014. We, SPORTON INTERNATIONAL INC., would like to declare that the tested sample has been evaluated in accordance with the test procedures given in ANSI / TIA / EIA-603-C-2004 and the testing has shown the tested sample to be in compliance with the applicable technical standards.

The test results in this report apply exclusively to the tested model / sample. Without written approval of SPORTON INTERNATIONAL INC., the test report shall not be reproduced except in full.

Reviewed by: Joseph Lin / Supervisor

Approved by: Jones Tsai / Manager

Testing Laboratory
1190

SPORTON INTERNATIONAL INC.

No. 52, Hwa Ya 1st Rd., Hwa Ya Technology Park, Kwei-Shan Hsiang, Tao Yuan Hsien, Taiwan, R.O.C.

TABLE OF CONTENTS

REVISION HISTORY **3**

SUMMARY OF TEST RESULT **4**

1 GENERAL DESCRIPTION **5**

1.1 Applicant 5
1.2 Manufacturer 5
1.3 Product Feature of Equipment Under Test 5
1.4 Product Specification subjective to this standard 6
1.5 Modification of EUT 6
1.6 Maximum ERP/EIRP Power 7
1.7 Testing Location 9
1.8 Applicable Standards 9

2 TEST CONFIGURATION OF EQUIPMENT UNDER TEST **10**

2.1 Test Mode 10
2.2 Connection Diagram of Test System 11
2.3 Support Unit used in test configuration and system 11
2.4 Measurement Results Explanation Example 12

3 TEST RESULT **13**

3.1 Conducted Output Power Measurement and ERP/EIRP Measurement 13
3.2 Radiated Spurious Emission Measurement 38

4 LIST OF MEASURING EQUIPMENT **111**

5 UNCERTAINTY OF EVALUATION **112**

APPENDIX A. SETUP PHOTOGRAPHS

REVISION HISTORY

REPORT NO.	VERSION	DESCRIPTION	ISSUED DATE
FG471416-02B	Rev. 01	Initial issue of report	Sep. 30, 2014

SUMMARY OF TEST RESULT

Report Section	FCC Rule	IC Rule	Description	Limit	Result	Remark
3.1	§2.1046	RSS-Gen(4.8) RSS-130(4.4) RSS-132 (5.4) RSS-133 (6.4) RSS-139 (6.4) RSS-199 (4.4)	Conducted Output Power	Reporting Only	PASS	-
	§22.913(a)(2)	RSS-132(5.4) SRSP-503(5.1.3)	Effective Radiated Power	< 7 Watts		
	§24.232(c)	RSS-133 (6.4) SRSP-510(5.1.2)	Equivalent Isotropic Radiated Power	< 2 Watts		
	§27.50(d)(4)	RSS-139 (6.4) SRSP-513(5.1.2)	Equivalent Isotropic Radiated Power	< 1 Watts		
	§27.50(b)(10) §27.50(c)(10)	N/A	Effective Radiated Power	ERP < 3 Watt		
	N/A	RSS-130(4.4)	Equivalent Isotropic Radiated Power	EIRP < 5 Watt		
3.2	§2.1053 §22.917(a) §24.238(a) §27.53(c)(2) §27.53(f) §27.53(g) §27.53(h)	RSS-GEN(4.9) RSS-132 (5.5) RSS-133 (6.5.1) RSS-130(4.6) RSS-139 (6.5)	Radiated Spurious Emission (Band 2) (Band 4) (Band 5) (Band 13) (Band 17)	< 43+10log$_{10}$(P[Watts])	PASS	Under limit 1.96 dB at 5058.000 MHz
	§2.1053 §27.53(m)(4)	RSS-GEN(4.9) RSS-199 (4.5)	Radiated Spurious Emission (Band 7)	< 55+10log10(P[Watts])	PASS	

1 General Description

1.1 Applicant

Wistron Corporation
21F, No. 88, Sec. 1, Hsin Tai Wu Rd., Hsichih Dist, New Taipei City 221,Taiwan R.O.C.

1.2 Manufacturer

Wistron Corporation
21F, No. 88, Sec. 1, Hsin Tai Wu Rd., Hsichih Dist, New Taipei City 221,Taiwan R.O.C.

1.3 Product Feature of Equipment Under Test

Product Feature	
Equipment	Tablet PC
Brand Name	Lenovo
Model Name	TP00065A
FCC ID	PU5-TP00065AUC
DUT Description	A tablet (PAD) computer, contain 802.11 a/b/g/n/ac, Bluetooth and LTE+UMTS+GSM transceiver (radio module)
Sample 1	EUT with HIGH-TEK Antenna
Sample 2	EUT with WNC Antenna
EUT supports Radios application	GSM/EGPRS/WCDMA/HSPA/LTE
EUT Stage	Production Unit

Remark: The above EUT's information was declared by manufacturer. Please refer to the specifications or user's manual for more detailed description.

EM7345				**2G**	**3G&LTE**
Antenna 1 (US)	Manufacturer	HIGH-TEK HARNESS ENT	Peak gain	-7.43	-7.03
	P/N	025.9004O.0011	Type : PIFA		
Antenna 2 (US)	Manufacturer	WNC	Peak gain	-1.69	-0.35
	P/N	025.9004O.0001	Type : PIFA		

1.4 Product Specification subjective to this standard

Product Specification subjective to this standard	
Tx Frequency	LTE Band 2 : 1850.7 MHz ~ 1909.3 MHz LTE Band 4 : 1710.7 MHz ~ 1754.3 MHz LTE Band 5 : 824.7 MHz ~ 848.3 MHz LTE Band 7 : 2502.5 MHz ~ 2567.5 MHz LTE Band 13 : 779.5 MHz ~ 784.5 MHz LTE Band 17 : 706.5 MHz ~ 713.5 MHz
Rx Frequency	LTE Band 2 : 1930.7 MHz ~ 1989.3 MHz LTE Band 4 : 2110.7 MHz ~ 2154.3 MHz LTE Band 5 : 869.7 MHz ~ 893.3 MHz LTE Band 7 : 2622.5MHz ~ 2687.5 MHz LTE Band 13 : 748.5 MHz ~ 753.5 MHz LTE Band 17 : 736.5 MHz ~ 743.5 MHz
Bandwidth	LTE Band 2 : 1.4MHz / 3MHz / 5MHz / 10MHz / 15MHz / 20MHz LTE Band 4 : 1.4MHz / 3MHz / 5MHz / 10MHz / 15MHz / 20MHz LTE Band 5 : 1.4MHz / 3MHz / 5MHz / 10MHz LTE Band 7 : 5MHz/ 10MHz / 15MHz / 20MHz LTE Band 13 : 5MHz / 10MHz LTE Band 17 : 5MHz / 10MHz
Maximum Output Power to Antenna	LTE Band 2 : 23.44 dBm LTE Band 4 : 23.22 dBm LTE Band 5 : 22.85 dBm LTE Band 7 : 23.48 dBm LTE Band 13 : 23.35 dBm LTE Band 17 : 23.27 dBm
Antenna Gain	LTE Band 2 : -1.76 dB LTE Band 4 : -0.95 dB LTE Band 5 : -2.02 dB LTE Band 7 : -0.87 dB LTE Band 13 : -2.41dB LTE Band 17 : -6.21 dB
Type of Modulation	QPSK / 16QAM

1.5 Modification of EUT

No modifications are made to the EUT during all test items.

1.6 Maximum ERP/EIRP Power

FCC Rule	System	Type of Modulation	BW	Maximum ERP/EIRP
Part 22	LTE Band 5	QPSK	1.4 MHz	0.072 W
Part 22	LTE Band 5	16QAM	1.4 MHz	0.060 W
Part 22	LTE Band 5	QPSK	3 MHz	0.074 W
Part 22	LTE Band 5	16QAM	3 MHz	0.062 W
Part 22	LTE Band 5	QPSK	5 MHz	0.074 W
Part 22	LTE Band 5	16QAM	5 MHz	0.062 W
Part 22	LTE Band 5	QPSK	10 MHz	0.074 W
Part 22	LTE Band 5	16QAM	10 MHz	0.063 W
Part 24	LTE Band 2	QPSK	1.4 MHz	0.146 W
Part 24	LTE Band 2	16QAM	1.4 MHz	0.118 W
Part 24	LTE Band 2	QPSK	3 MHz	0.141 W
Part 24	LTE Band 2	16QAM	3 MHz	0.118 W
Part 24	LTE Band 2	QPSK	5 MHz	0.143 W
Part 24	LTE Band 2	16QAM	5 MHz	0.118 W
Part 24	LTE Band 2	QPSK	10 MHz	0.145 W
Part 24	LTE Band 2	16QAM	10 MHz	0.118 W
Part 24	LTE Band 2	QPSK	15 MHz	0.146 W
Part 24	LTE Band 2	16QAM	15 MHz	0.118 W
Part 24	LTE Band 2	QPSK	20 MHz	0.147 W
Part 24	LTE Band 2	16QAM	20 MHz	0.118 W

FCC Rule	System	Type of Modulation	BW	Maximum ERP/EIRP
Part 27	LTE Band 4	QPSK	1.4 MHz	0.163 W
Part 27	LTE Band 4	16QAM	1.4 MHz	0.136 W
Part 27	LTE Band 4	QPSK	3 MHz	0.160 W
Part 27	LTE Band 4	16QAM	3 MHz	0.136 W
Part 27	LTE Band 4	QPSK	5MHz	0.158 W
Part 27	LTE Band 4	16QAM	5MHz	0.136 W
Part 27	LTE Band 4	QPSK	10MHz	0.163 W
Part 27	LTE Band 4	16QAM	10MHz	0.139 W
Part 27	LTE Band 4	QPSK	15MHz	0.163 W
Part 27	LTE Band 4	16QAM	15MHz	0.142 W
Part 27	LTE Band 4	QPSK	20MHz	0.169 W
Part 27	LTE Band 4	16QAM	20MHz	0.137 W
Part 27	LTE Band 13	QPSK	5MHz	0.076 W
Part 27	LTE Band 13	16QAM	5MHz	0.062 W
Part 27	LTE Band 13	QPSK	10MHz	0.076 W
Part 27	LTE Band 13	16QAM	10MHz	0.060 W
Part 27	LTE Band 17	QPSK	5MHz	0.031 W
Part 27	LTE Band 17	16QAM	5MHz	0.026 W
Part 27	LTE Band 17	QPSK	10MHz	0.031 W
Part 27	LTE Band 17	16QAM	10MHz	0.026 W
Part 27	LTE Band 7	QPSK	5MHz	0.166 W
Part 27	LTE Band 7	16QAM	5MHz	0.142 W
Part 27	LTE Band 7	QPSK	10MHz	0.171 W
Part 27	LTE Band 7	16QAM	10MHz	0.145 W
Part 27	LTE Band 7	QPSK	15MHz	0.179 W
Part 27	LTE Band 7	16QAM	15MHz	0.144 W
Part 27	LTE Band 7	QPSK	20MHz	0.182 W
Part 27	LTE Band 7	16QAM	20MHz	0.144 W

1.7 Testing Location

Sporton Lab is accredited to ISO 17025 by Taiwan Accreditation Foundation (TAF code : 1190) and the FCC designation No. TW1022 under the FCC 2.948(e) by Mutual Recognition Agreement (MRA) in FCC Test.

Test Site	SPORTON INTERNATIONAL INC.	
Test Site Location	No. 52, Hwa Ya 1st Rd., Hwa Ya Technology Park, Kwei-Shan Hsiang, Tao Yuan Hsien, Taiwan, R.O.C. TEL: +886-3-327-3456 FAX: +886-3-328-4978	
Test Site No.	**Sporton Site No.**	
	TH02-HY	03CH07-HY

1.8 Applicable Standards

According to the specifications of the manufacturer, the EUT must comply with the requirements of the following standards:

- 47 CFR Part 2, 22(H), 24(E), 27
- ANSI / TIA / EIA-603-C-2004
- FCC KDB 971168 D01 Power Meas. License Digital Systems v02r01
- FCC KDB 412172 D01 Determining ERP and ERIP v01

Remark: All test items were verified and recorded according to the standards and without any deviation during the test.

2 Test Configuration of Equipment Under Test

2.1 Test Mode

Antenna port conducted and radiated test items listed below are performed according to KDB 971168 D01 Power Meas. License Digital Systems v02r01 with maximum output power.

Radiated measurements are performed by rotating the EUT in three different orthogonal test planes to find the maximum emission.

Test Items	Band	Bandwidth (MHz)						Modulation		RB #			Test Channel		
		1.4	3	5	10	15	20	QPSK	16QAM	1	Half	Full	L	M	H
Max. Output Power	2	v	v	v	v	v	v	v	v	v	v	v	v	v	v
	4	v	v	v	v	v	v	v	v	v	v	v	v	v	v
	5	v	v	v	v	-	-	v	v	v	v	v	v	v	v
	7	-	-	v	v	v	v	v	v	v	v	v	v	v	v
	13	-	-	v	v	-	-	v	v	v	v	v	v	v	v
	17	-	-	v	v	-	-	v	v	v	v	v	v	v	v
E.R.P./ E.I.R.P.	2	v	v	v	v	v	v	v	v	v	v		v	v	v
	4	v	v	v	v	v	v	v	v	v	v		v	v	v
	5	v	v	v	v	-	-	v	v	v	v		v	v	v
	7	-	-	v	v	v	v	v	v	v			v	v	v
	13	-	-	v	v	-	-	v	v	v			v	v	v
	17	-	-	v	v	-	-	v	v	v			v	v	v
Radiated Spurious Emission	2	v	v	v	v	v	v	v		v			v	v	v
	4	v	v	v	v	v	v	v		v			v	v	v
	5	v	v	v	v	-	-	v		v			v	v	v
	7	-	-	v	v	v	v	v		v			v	v	v
	13	-	-	v	v	-	-	v		v			v	v	v
	17	-	-	v	v	-	-	v		v			v	v	v
Note	1. The mark "v " means that this configuration is chosen for testing 2. The mark "-" means that this bandwidth is not supported. 3. The device is investigated from 30MHz to 10 times of fundamental signal for radiated spurious emission test under different RB size/offset and modulations in exploratory test. Subsequently, only the worst case emissions are reported.														

2.2 Connection Diagram of Test System

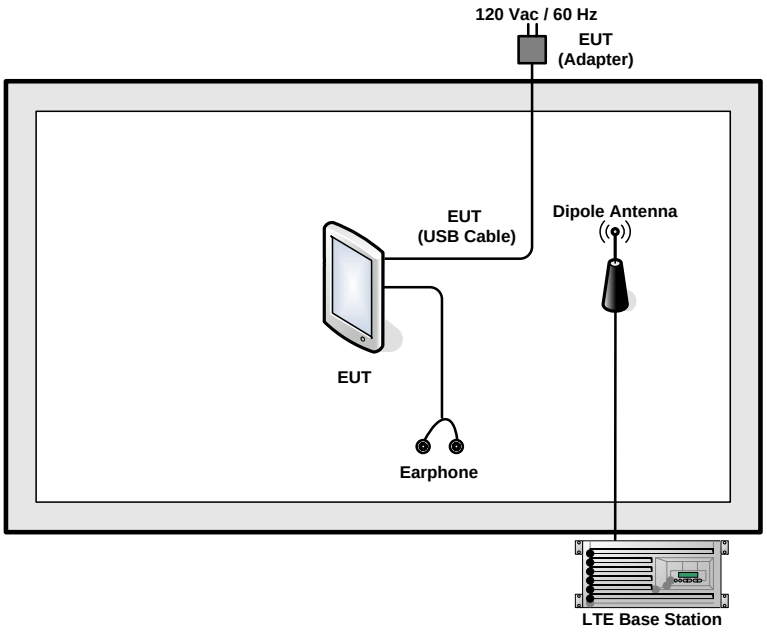

2.3 Support Unit used in test configuration and system

Item	Equipment	Trade Name	Model No.	FCC ID	Data Cable	Power Cord
1.	LTE Base Station	Anritsu	MT8820C	N/A	N/A	Unshielded, 1.8 m
2.	iPod Earphone	Apple	N/A	Verification	Unshielded, 1.0 m	N/A

2.4 Measurement Results Explanation Example

For all conducted test items:

The offset level is set in the spectrum analyzer to compensate the RF cable loss and attenuator factor between EUT conducted output port and spectrum analyzer. With the offset compensation, the spectrum analyzer reading level is exactly the EUT RF output level.

The spectrum analyzer offset is derived from RF cable loss and attenuator factor.

Offset = RF cable loss + attenuator factor.

Following shows an offset computation example with cable loss 4.2 dB and 10dB attenuator.

Example :

Offset(dB) = RF cable loss(dB) + attenuator factor(dB).

= 4.2 + 10 = 14.2 (dB)

3 Test Result

3.1 Conducted Output Power Measurement and ERP/EIRP Measurement

3.1.1 Description of the Conducted Output Power Measurement and ERP/EIRP Measurement

A system simulator was used to establish communication with the EUT. Its parameters were set to force the EUT transmitting at maximum output power. The measured power in the radio frequency on the transmitter output terminals shall be reported.

The ERP of mobile transmitters must not exceed 7 Watts for LTE Band 5.

The ERP of mobile transmitters must not exceed 3 Watts for LTE Band 13 and Band 17. (FCC Only)

The EIRP of mobile transmitters must not exceed 5 Watts for LTE Band 13 and Band 17. (IC Only)

The EIRP of mobile transmitters must not exceed 2 Watts for LTE Band 2 and Band 7.

The EIRP of mobile transmitters must not exceed 1 Watts for LTE Band 4.

According to KDB 412172 D01 Power Approach,

EIRP = $P_T + G_T – L_C$, ERP = EIRP -2.15, where

P_T = transmitter output power in dBm

G_T = gain of the transmitting antenna in dBi

L_C = signal attenuation in the connecting cable between the transmitter and antenna in dB

3.1.2 Measuring Instruments

The measuring equipment is listed in the section 4 of this test report.

3.1.3 Test Procedures

1. The transmitter output port was connected to the system simulator.
2. Set EUT at maximum power through the system simulator.
3. Select lowest, middle, and highest channels for each band and different modulation.
4. Measure and record the power level from the system simulator.

3.1.4 Test Setup

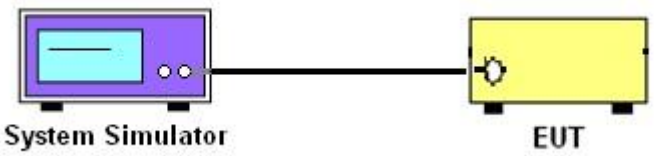

3.1.5 Test Result of Conducted Output Power

<LTE Band 5 Conducted Power>

BW [MHz]	Modulation	RB Size	RB Offset	Power (dBm) Low Ch. / Freq.	Power (dBm) Middle Ch. / Freq.	Power (dBm) High Ch. / Freq.
Channel				**20450**	**20525**	**20600**
Frequency (MHz)				**829**	**836.5**	**844**
10	QPSK	1	0	**22.85**	22.67	22.45
10	QPSK	1	24	22.77	22.59	22.52
10	QPSK	1	49	22.59	22.39	22.34
10	QPSK	25	0	22.00	21.84	21.69
10	QPSK	25	12	21.91	21.75	21.68
10	QPSK	25	24	21.87	21.69	21.64
10	QPSK	50	0	21.95	21.78	21.69
10	16QAM	1	0	22.13	21.97	21.74
10	16QAM	1	24	22.04	21.88	21.78
10	16QAM	1	49	21.83	21.69	21.58
10	16QAM	25	0	20.88	20.71	20.56
10	16QAM	25	12	20.79	20.60	20.58
10	16QAM	25	24	20.74	20.56	20.58
10	16QAM	50	0	20.81	20.64	20.61
Channel				**20425**	**20525**	**20625**
Frequency (MHz)				**826.5**	**836.5**	**846.5**
5	QPSK	1	0	22.83	22.61	22.53
5	QPSK	1	12	22.84	22.64	22.57
5	QPSK	1	24	22.73	22.49	22.54
5	QPSK	12	0	22.05	21.83	21.77
5	QPSK	12	6	22.00	21.79	21.76
5	QPSK	12	11	21.99	21.77	21.76
5	QPSK	25	0	21.99	21.78	21.75
5	16QAM	1	0	22.09	21.88	21.79
5	16QAM	1	12	22.11	21.97	21.84
5	16QAM	1	24	22.00	21.75	21.76
5	16QAM	12	0	20.94	20.73	20.63
5	16QAM	12	6	20.86	20.68	20.64
5	16QAM	12	11	20.85	20.64	20.62
5	16QAM	25	0	20.88	20.67	20.64

BW [MHz]	Modulation	RB Size	RB Offset	Power (dBm) Low Ch. / Freq.	Power (dBm) Middle Ch. / Freq.	Power (dBm) High Ch. / Freq.
Channel				**20415**	**20525**	**20635**
Frequency (MHz)				**825.5**	**836.5**	**847.5**
3	QPSK	1	0	22.83	22.64	22.55
3	QPSK	1	7	22.84	22.60	22.55
3	QPSK	1	14	22.78	22.55	22.57
3	QPSK	8	0	22.04	21.81	21.78
3	QPSK	8	4	22.00	21.77	21.77
3	QPSK	8	7	22.00	21.77	21.80
3	QPSK	15	0	22.01	21.78	21.82
3	16QAM	1	0	22.11	21.88	21.78
3	16QAM	1	7	22.10	21.94	21.86
3	16QAM	1	14	22.04	21.81	21.78
3	16QAM	8	0	20.98	20.76	20.70
3	16QAM	8	4	20.92	20.70	20.67
3	16QAM	8	7	20.91	20.72	20.72
3	16QAM	15	0	20.91	20.70	20.67
Channel				**20407**	**20525**	**20643**
Frequency (MHz)				**824.7**	**836.5**	**848.3**
1.4	QPSK	1	0	22.73	22.71	22.68
1.4	QPSK	1	2	22.71	22.68	22.67
1.4	QPSK	1	5	22.72	22.70	22.71
1.4	QPSK	3	0	22.77	22.73	22.75
1.4	QPSK	3	1	22.76	22.75	22.75
1.4	QPSK	3	2	22.76	22.72	22.76
1.4	QPSK	6	0	21.85	21.83	21.85
1.4	16QAM	1	0	21.95	21.94	21.86
1.4	16QAM	1	2	21.94	21.93	21.86
1.4	16QAM	1	5	21.94	21.92	21.88
1.4	16QAM	3	0	21.77	21.74	21.73
1.4	16QAM	3	1	21.75	21.70	21.69
1.4	16QAM	3	2	21.75	21.71	21.72
1.4	16QAM	6	0	20.79	20.77	20.79

<LTE Band 2 Conducted Power>

BW [MHz]	Modulation	RB Size	RB Offset	Power (dBm) Low Ch. / Freq.	Power (dBm) Middle Ch. / Freq.	Power (dBm) High Ch. / Freq.
Channel				**18700**	**18900**	**19100**
Frequency (MHz)				**1860**	**1880**	**1900**
20	QPSK	1	0	23.39	**23.44**	23.34
20	QPSK	1	49	22.96	23.09	22.88
20	QPSK	1	99	22.88	22.76	22.80
20	QPSK	50	0	22.47	22.48	22.42
20	QPSK	50	24	22.31	22.45	22.27
20	QPSK	50	49	22.32	22.38	22.19
20	QPSK	100	0	22.47	22.49	22.39
20	16QAM	1	0	22.44	22.46	22.48
20	16QAM	1	49	22.22	22.37	22.15
20	16QAM	1	99	22.19	21.99	21.81
20	16QAM	50	0	21.42	21.47	21.48
20	16QAM	50	24	21.25	21.32	21.18
20	16QAM	50	49	21.25	21.28	21.10
20	16QAM	100	0	21.37	21.40	21.30
Channel				**18675**	**18900**	**19125**
Frequency (MHz)				**1857.5**	**1880**	**1902.5**
15	QPSK	1	0	23.39	23.35	23.32
15	QPSK	1	37	23.13	23.18	22.98
15	QPSK	1	74	23.12	22.97	22.78
15	QPSK	36	0	22.43	22.40	22.45
15	QPSK	36	18	22.37	22.46	22.26
15	QPSK	36	37	22.36	22.36	22.17
15	QPSK	75	0	22.46	22.46	22.31
15	16QAM	1	0	22.40	22.45	22.48
15	16QAM	1	37	22.34	22.40	22.27
15	16QAM	1	74	22.39	22.20	21.98
15	16QAM	36	0	21.49	21.40	21.36
15	16QAM	36	18	21.28	21.38	21.18
15	16QAM	36	37	21.26	21.29	21.07
15	16QAM	75	0	21.38	21.38	21.20

BW [MHz]	Modulation	RB Size	RB Offset	Power (dBm) Low Ch. / Freq.	Power (dBm) Middle Ch. / Freq.	Power (dBm) High Ch. / Freq.
Channel				**18650**	**18900**	**19150**
Frequency (MHz)				**1855**	**1880**	**1905**
10	QPSK	1	0	23.27	23.37	23.23
10	QPSK	1	24	23.03	23.16	22.96
10	QPSK	1	49	23.01	23.15	22.87
10	QPSK	25	0	22.39	22.46	22.38
10	QPSK	25	12	22.27	22.42	22.25
10	QPSK	25	24	22.26	22.42	22.20
10	QPSK	50	0	22.34	22.48	22.29
10	16QAM	1	0	22.47	22.47	22.42
10	16QAM	1	24	22.33	22.36	22.31
10	16QAM	1	49	22.31	22.33	22.16
10	16QAM	25	0	21.33	21.48	21.33
10	16QAM	25	12	21.21	21.40	21.18
10	16QAM	25	24	21.19	21.40	21.17
10	16QAM	50	0	21.28	21.46	21.26
Channel				**18625**	**18900**	**19175**
Frequency (MHz)				**1852.5**	**1880**	**1907.5**
5	QPSK	1	0	23.10	23.30	23.02
5	QPSK	1	12	23.09	23.29	22.98
5	QPSK	1	24	22.99	23.16	22.84
5	QPSK	12	0	22.37	22.48	22.28
5	QPSK	12	6	22.29	22.45	22.21
5	QPSK	12	11	22.29	22.45	22.21
5	QPSK	25	0	22.30	22.46	22.22
5	16QAM	1	0	22.38	22.49	22.30
5	16QAM	1	12	22.32	22.48	22.21
5	16QAM	1	24	22.26	22.45	22.10
5	16QAM	12	0	21.33	21.49	21.25
5	16QAM	12	6	21.25	21.40	21.15
5	16QAM	12	11	21.22	21.37	21.13
5	16QAM	25	0	21.25	21.41	21.17

BW [MHz]	Modulation	RB Size	RB Offset	Power (dBm) Low Ch. / Freq.	Power (dBm) Middle Ch. / Freq.	Power (dBm) High Ch. / Freq.
Channel				**18615**	**18900**	**19185**
Frequency (MHz)				**1851.5**	**1880**	**1908.5**
3	QPSK	1	0	23.04	23.26	22.96
3	QPSK	1	7	23.06	23.26	22.88
3	QPSK	1	14	22.98	23.18	22.81
3	QPSK	8	0	22.31	22.47	22.23
3	QPSK	8	4	22.26	22.42	22.18
3	QPSK	8	7	22.28	22.44	22.18
3	QPSK	15	0	22.28	22.45	22.19
3	16QAM	1	0	22.33	22.48	22.23
3	16QAM	1	7	22.31	22.43	22.15
3	16QAM	1	14	22.27	22.42	22.10
3	16QAM	8	0	21.31	21.48	21.22
3	16QAM	8	4	21.28	21.42	21.18
3	16QAM	8	7	21.27	21.42	21.15
3	16QAM	15	0	21.27	21.42	21.16
Channel				**18607**	**18900**	**19193**
Frequency (MHz)				**1850.7**	**1880**	**1909.3**
1.4	QPSK	1	0	23.12	23.34	23.02
1.4	QPSK	1	2	23.09	23.30	23.01
1.4	QPSK	1	5	23.11	23.30	23.00
1.4	QPSK	3	0	23.21	23.41	23.15
1.4	QPSK	3	1	23.21	23.40	23.12
1.4	QPSK	3	2	23.18	23.36	23.14
1.4	QPSK	6	0	22.31	22.50	22.19
1.4	16QAM	1	0	22.37	22.48	22.23
1.4	16QAM	1	2	22.35	22.45	22.20
1.4	16QAM	1	5	22.34	22.42	22.17
1.4	16QAM	3	0	22.22	22.40	22.11
1.4	16QAM	3	1	22.18	22.34	22.14
1.4	16QAM	3	2	22.20	22.37	22.10
1.4	16QAM	6	0	21.31	21.47	21.24

<LTE Band 4 Conducted Power>

BW [MHz]	Modulation	RB Size	RB Offset	Power (dBm) Low Ch. / Freq.	Power (dBm) Middle Ch. / Freq.	Power (dBm) High Ch. / Freq.
Channel				20050	20175	20300
Frequency (MHz)				1720	1732.5	1745
20	QPSK	1	0	23.15	23.22	23.18
20	QPSK	1	49	22.74	22.65	22.69
20	QPSK	1	99	22.52	22.61	22.57
20	QPSK	50	0	22.19	22.22	22.15
20	QPSK	50	24	21.98	21.94	21.93
20	QPSK	50	49	21.86	21.88	21.86
20	QPSK	100	0	22.05	22.08	21.99
20	16QAM	1	0	22.24	22.32	22.29
20	16QAM	1	49	22.05	22.00	21.99
20	16QAM	1	99	21.67	21.74	21.62
20	16QAM	50	0	21.19	21.18	21.13
20	16QAM	50	24	20.98	20.94	20.94
20	16QAM	50	49	20.85	20.88	20.90
20	16QAM	100	0	20.99	20.98	21.02
Channel				20025	20175	20325
Frequency (MHz)				1717.5	1732.5	1747.5
15	QPSK	1	0	23.08	23.05	23.02
15	QPSK	1	37	23.00	22.81	22.92
15	QPSK	1	74	22.78	22.79	22.80
15	QPSK	36	0	22.29	22.24	22.27
15	QPSK	36	18	22.08	22.02	22.09
15	QPSK	36	37	22.02	22.01	22.06
15	QPSK	75	0	22.16	22.10	22.17
15	16QAM	1	0	22.43	22.46	22.43
15	16QAM	1	37	22.20	22.26	22.16
15	16QAM	1	74	22.09	22.14	22.06
15	16QAM	36	0	21.31	21.27	21.26
15	16QAM	36	18	21.10	21.06	21.06
15	16QAM	36	37	21.03	21.02	21.02
15	16QAM	75	0	21.15	21.10	21.18

BW [MHz]	Modulation	RB Size	RB Offset	Power (dBm) Low Ch. / Freq.	Power (dBm) Middle Ch. / Freq.	Power (dBm) High Ch. / Freq.
Channel				**20000**	**20175**	**20350**
Frequency (MHz)				**1715**	**1732.5**	**1750**
10	QPSK	1	0	23.07	22.99	23.05
10	QPSK	1	24	22.99	22.84	22.96
10	QPSK	1	49	22.76	22.69	22.75
10	QPSK	25	0	22.22	22.08	22.19
10	QPSK	25	12	22.11	22.01	22.10
10	QPSK	25	24	22.04	21.94	22.05
10	QPSK	50	0	22.11	22.01	22.15
10	16QAM	1	0	22.31	22.31	22.37
10	16QAM	1	24	22.20	22.19	22.22
10	16QAM	1	49	22.01	22.04	22.07
10	16QAM	25	0	21.19	21.12	21.21
10	16QAM	25	12	21.12	21.02	21.10
10	16QAM	25	24	21.05	20.95	21.07
10	16QAM	50	0	21.15	21.08	21.15
Channel				**19975**	**20175**	**20375**
Frequency (MHz)				**1712.5**	**1732.5**	**1752.5**
5	QPSK	1	0	22.95	22.90	22.94
5	QPSK	1	12	22.90	22.92	22.87
5	QPSK	1	24	22.81	22.77	22.84
5	QPSK	12	0	22.17	22.08	22.13
5	QPSK	12	6	22.12	22.04	22.10
5	QPSK	12	11	22.08	22.02	22.07
5	QPSK	25	0	22.11	22.05	22.09
5	16QAM	1	0	22.24	22.24	22.23
5	16QAM	1	12	22.20	22.28	22.22
5	16QAM	1	24	22.12	22.09	22.10
5	16QAM	12	0	21.21	21.15	21.18
5	16QAM	12	6	21.15	21.07	21.12
5	16QAM	12	11	21.11	21.07	21.10
5	16QAM	25	0	21.13	21.09	21.12

BW [MHz]	Modulation	RB Size	RB Offset	Power (dBm) Low Ch. / Freq.	Power (dBm) Middle Ch. / Freq.	Power (dBm) High Ch. / Freq.
Channel				**19965**	**20175**	**20385**
Frequency (MHz)				**1711.5**	**1732.5**	**1753.5**
3	QPSK	1	0	22.98	22.91	22.89
3	QPSK	1	7	22.87	22.90	22.85
3	QPSK	1	14	22.88	22.81	22.82
3	QPSK	8	0	22.17	22.05	22.11
3	QPSK	8	4	22.13	22.00	22.10
3	QPSK	8	7	22.11	22.01	22.06
3	QPSK	15	0	22.14	22.03	22.09
3	16QAM	1	0	22.25	22.19	22.16
3	16QAM	1	7	22.22	22.29	22.15
3	16QAM	1	14	22.15	22.13	22.11
3	16QAM	8	0	21.23	21.14	21.17
3	16QAM	8	4	21.19	21.10	21.15
3	16QAM	8	7	21.18	21.10	21.17
3	16QAM	15	0	21.19	21.12	21.20
Channel				**19957**	**20175**	**20393**
Frequency (MHz)				**1710.7**	**1732.5**	**1754.3**
1.4	QPSK	1	0	22.99	22.94	22.97
1.4	QPSK	1	2	22.98	22.92	22.94
1.4	QPSK	1	5	22.98	22.92	22.95
1.4	QPSK	3	0	23.07	22.98	23.02
1.4	QPSK	3	1	23.06	22.99	23.00
1.4	QPSK	3	2	23.07	22.97	23.04
1.4	QPSK	6	0	22.10	22.09	22.09
1.4	16QAM	1	0	22.28	22.25	22.26
1.4	16QAM	1	2	22.25	22.25	22.24
1.4	16QAM	1	5	22.24	22.23	22.22
1.4	16QAM	3	0	22.08	22.04	22.07
1.4	16QAM	3	1	22.10	21.96	22.01
1.4	16QAM	3	2	22.05	22.00	22.02
1.4	16QAM	6	0	21.26	21.17	21.26

<LTE Band 7 Conducted Power>

BW [MHz]	Modulation	RB Size	RB Offset	Power (dBm) Low Ch. / Freq.	Power (dBm) Middle Ch. / Freq.	Power (dBm) High Ch. / Freq.
Channel				**20850**	**21100**	**21350**
Frequency (MHz)				**2510**	**2535**	**2560**
20	QPSK	1	0	23.43	**23.48**	23.34
20	QPSK	1	49	23.08	22.96	22.68
20	QPSK	1	99	22.92	22.90	22.67
20	QPSK	50	0	22.41	22.43	22.37
20	QPSK	50	24	22.32	22.23	22.27
20	QPSK	50	49	22.38	22.24	22.04
20	QPSK	100	0	22.40	22.47	22.25
20	16QAM	1	0	22.46	22.44	22.40
20	16QAM	1	49	22.30	22.26	22.00
20	16QAM	1	99	22.23	22.13	21.96
20	16QAM	50	0	21.43	21.40	21.31
20	16QAM	50	24	21.29	21.21	20.92
20	16QAM	50	49	21.33	21.19	20.99
20	16QAM	100	0	21.42	21.40	21.16
Channel				**20825**	**21100**	**21375**
Frequency (MHz)				**2507.5**	**2535**	**2562.5**
15	QPSK	1	0	23.40	23.41	23.40
15	QPSK	1	37	23.15	23.03	22.80
15	QPSK	1	74	23.37	22.98	22.96
15	QPSK	36	0	22.41	22.44	22.26
15	QPSK	36	18	22.42	22.25	22.01
15	QPSK	36	37	22.46	22.21	22.04
15	QPSK	75	0	22.31	22.35	22.15
15	16QAM	1	0	22.44	22.32	22.45
15	16QAM	1	37	22.32	22.25	22.00
15	16QAM	1	74	22.41	22.22	22.13
15	16QAM	36	0	21.49	21.50	21.22
15	16QAM	36	18	21.33	21.28	20.97
15	16QAM	36	37	21.39	21.24	21.02
15	16QAM	75	0	21.47	21.38	21.13

BW [MHz]	Modulation	RB Size	RB Offset	Power (dBm) Low Ch. / Freq.	Power (dBm) Middle Ch. / Freq.	Power (dBm) High Ch. / Freq.
Channel				**20800**	**21100**	**21400**
Frequency (MHz)				**2505**	**2535**	**2565**
10	QPSK	1	0	23.18	23.21	22.99
10	QPSK	1	24	23.13	23.07	22.78
10	QPSK	1	49	23.03	22.87	22.75
10	QPSK	25	0	22.35	22.35	22.11
10	QPSK	25	12	22.26	22.21	21.95
10	QPSK	25	24	22.24	22.17	21.95
10	QPSK	50	0	22.30	22.28	22.04
10	16QAM	1	0	22.48	22.46	22.32
10	16QAM	1	24	22.44	22.43	22.13
10	16QAM	1	49	22.31	22.21	22.09
10	16QAM	25	0	21.34	21.34	21.07
10	16QAM	25	12	21.31	21.20	20.95
10	16QAM	25	24	21.29	21.16	20.95
10	16QAM	50	0	21.34	21.25	21.02
Channel				20775	21100	21425
Frequency (MHz)				2502.5	2535	2567.5
5	QPSK	1	0	23.03	22.99	22.76
5	QPSK	1	12	23.06	22.96	22.76
5	QPSK	1	24	22.97	22.83	22.68
5	QPSK	12	0	22.33	22.26	22.03
5	QPSK	12	6	22.28	22.21	21.98
5	QPSK	12	11	22.29	22.18	21.98
5	QPSK	25	0	22.26	22.19	21.95
5	16QAM	1	0	22.37	22.40	22.03
5	16QAM	1	12	22.37	22.38	22.03
5	16QAM	1	24	22.29	22.22	21.95
5	16QAM	12	0	21.32	21.32	20.95
5	16QAM	12	6	21.23	21.27	20.91
5	16QAM	12	11	21.25	21.22	20.91
5	16QAM	25	0	21.25	21.25	20.95

<LTE Band 13 Conducted Power>

BW [MHz]	Modulation	RB Size	RB Offset	Power (dBm) Low Ch. / Freq.	Power (dBm) Middle Ch. / Freq.	Power (dBm) High Ch. / Freq.
Channel					**23230**	
Frequency (MHz)					**782**	
10	QPSK	1	0		**23.35**	
10	QPSK	1	24		22.99	
10	QPSK	1	49		22.92	
10	QPSK	25	0		22.48	
10	QPSK	25	12		22.42	
10	QPSK	25	24		22.40	
10	QPSK	50	0		22.35	
10	16QAM	1	0		22.36	
10	16QAM	1	24		22.26	
10	16QAM	1	49		21.91	
10	16QAM	25	0		21.44	
10	16QAM	25	12		21.47	
10	16QAM	25	24		21.46	
10	16QAM	50	0		21.31	
Channel				**23205**	**23230**	**23255**
Frequency (MHz)				**779.5**	**782**	**784.5**
5	QPSK	1	0	23.30	23.33	23.29
5	QPSK	1	12	23.22	23.34	23.31
5	QPSK	1	24	23.27	23.24	23.19
5	QPSK	12	0	22.48	22.48	22.43
5	QPSK	12	6	22.46	22.46	22.42
5	QPSK	12	11	22.47	22.45	22.39
5	QPSK	25	0	22.45	22.44	22.38
5	16QAM	1	0	22.49	22.41	22.49
5	16QAM	1	12	22.44	22.44	22.42
5	16QAM	1	24	22.46	22.31	22.35
5	16QAM	12	0	21.46	21.36	21.40
5	16QAM	12	6	21.42	21.31	21.39
5	16QAM	12	11	21.49	21.47	21.33
5	16QAM	25	0	21.30	21.48	21.35

<LTE Band 17 Conducted Power>

BW [MHz]	Modulation	RB Size	RB Offset	Power (dBm) Low Ch. / Freq.	Power (dBm) Middle Ch. / Freq.	Power (dBm) High Ch. / Freq.
Channel				**23780**	**23790**	**23800**
Frequency (MHz)				**709**	**710**	**711**
10	QPSK	1	0	23.15	**23.27**	23.17
10	QPSK	1	24	23.12	23.09	23.13
10	QPSK	1	49	22.91	22.83	23.00
10	QPSK	25	0	22.38	22.41	22.39
10	QPSK	25	12	22.35	22.32	22.36
10	QPSK	25	24	22.31	22.26	22.35
10	QPSK	50	0	22.34	22.39	22.38
10	16QAM	1	0	22.39	22.30	22.49
10	16QAM	1	24	22.47	22.45	22.48
10	16QAM	1	49	22.26	22.15	22.37
10	16QAM	25	0	21.41	21.39	21.43
10	16QAM	25	12	21.38	21.41	21.43
10	16QAM	25	24	21.35	21.36	21.41
10	16QAM	50	0	21.38	21.40	21.44
Channel				**23755**	**23790**	**23825**
Frequency (MHz)				**706.5**	**710**	**713.5**
5	QPSK	1	0	23.17	23.07	23.06
5	QPSK	1	12	23.21	23.14	23.07
5	QPSK	1	24	23.13	23.05	23.03
5	QPSK	12	0	22.45	22.40	22.35
5	QPSK	12	6	22.43	22.36	22.33
5	QPSK	12	11	22.41	22.34	22.33
5	QPSK	25	0	22.41	22.32	22.33
5	16QAM	1	0	22.49	22.39	22.38
5	16QAM	1	12	22.40	22.46	22.40
5	16QAM	1	24	22.42	22.34	22.31
5	16QAM	12	0	21.41	21.42	21.37
5	16QAM	12	6	21.48	21.40	21.39
5	16QAM	12	11	21.45	21.39	21.41
5	16QAM	25	0	21.48	21.41	21.37

Note: maximum average power for LTE.

3.1.6 Test Result of Conducted Output Power and ERP/EIRP Measurement

(G_T - L_C = -2.02 dB)						
Modes	**LTE Band 5 (QPSK,BW=1.4M)**			**LTE Band 5 (16QAM,BW=1.4M)**		
Channel	**20407 (Low)**	**20525 (Mid)**	**20643 (High)**	**20407 (Low)**	**20525 (Mid)**	**20643 (High)**
Frequency (MHz)	**824.7**	**836.5**	**848.3**	**824.7**	**836.5**	**848.3**
Conducted Power (dBm)	22.77	22.73	22.75	21.95	21.94	21.86
Conducted Power (Watts)	0.19	0.19	0.19	0.16	0.16	0.15
ERP(dBm)	18.60	18.56	18.58	17.78	17.77	17.69
ERP(Watts)	0.072	0.072	0.072	0.060	0.060	0.059

(G_T - L_C = -2.02 dB)						
Modes	**LTE Band 5 (QPSK,BW=3M)**			**LTE Band 5 (16QAM,BW=3M)**		
Channel	**20415 (Low)**	**20525 (Mid)**	**20635 (High)**	**20415 (Low)**	**20525 (Mid)**	**20635 (High)**
Frequency (MHz)	**825.5**	**836.5**	**847.5**	**825.5**	**836.5**	**847.5**
Conducted Power (dBm)	22.84	22.6	22.55	22.11	21.88	21.78
Conducted Power (Watts)	0.19	0.18	0.18	0.16	0.15	0.15
ERP(dBm)	18.67	18.43	18.38	17.94	17.71	17.61
ERP(Watts)	0.074	0.070	0.069	0.062	0.059	0.058

(G_T - L_C = -2.02 dB)						
Modes	LTE Band 5 (QPSK,BW=5M)			LTE Band 5 (16QAM,BW=5M)		
Channel	20425 (Low)	20525 (Mid)	20625 (High)	20425 (Low)	20525 (Mid)	20625 (High)
Frequency (MHz)	826.5	836.5	846.5	826.5	836.5	846.5
Conducted Power (dBm)	22.84	22.64	22.57	22.11	21.97	21.84
Conducted Power (Watts)	0.19	0.18	0.18	0.16	0.16	0.15
ERP(dBm)	18.67	18.47	18.40	17.94	17.80	17.67
ERP(Watts)	0.074	0.070	0.069	0.062	0.060	0.058

(G_T - L_C = -2.02 dB)						
Modes	LTE Band 5 (QPSK,BW=10M)			LTE Band 5 (16QAM,BW=10M)		
Channel	20450 (Low)	20525 (Mid)	20600 (High)	20450 (Low)	20525 (Mid)	20600 (High)
Frequency (MHz)	829	836.5	844	829	836.5	844
Conducted Power (dBm)	22.85	22.67	22.45	22.13	21.97	21.74
Conducted Power (Watts)	0.19	0.18	0.18	0.16	0.16	0.15
ERP(dBm)	18.68	18.50	18.28	17.96	17.80	17.57
ERP(Watts)	0.074	0.071	0.067	0.063	0.060	0.057

(GT - LC = -6.21 dB)						
Modes	LTE Band 17 (QPSK,BW=5M)			LTE Band 17 (16QAM,BW=5M)		
Channel	23755 (Low)	23790 (Mid)	23825 (High)	23755 (Low)	23790 (Mid)	23825 (High)
Frequency (MHz)	706.5	710	713.5	706.5	710	713.5
Conducted Power (dBm)	23.21	23.14	23.07	22.49	22.39	22.38
Conducted Power (Watts)	0.21	0.21	0.20	0.18	0.17	0.17
ERP(dBm)	14.85	14.78	14.71	14.13	14.03	14.02
ERP(Watts)	0.031	0.030	0.030	0.026	0.025	0.025

(GT - LC = -6.21 dB)						
Modes	LTE Band 17 (QPSK,BW=10M)			LTE Band 17 (16QAM,BW=10M)		
Channel	23780 (Low)	23790 (Mid)	23800 (High)	23780 (Low)	23790 (Mid)	23800 (High)
Frequency (MHz)	709	710	711	709	710	711
Conducted Power (dBm)	23.15	23.27	23.17	22.39	22.3	22.49
Conducted Power (Watts)	0.21	0.21	0.21	0.17	0.17	0.18
ERP(dBm)	14.79	14.91	14.81	14.03	13.94	14.13
ERP(Watts)	0.030	0.031	0.030	0.025	0.025	0.026

(GT - LC = -2.41 dB)						
Modes	LTE Band 13 (QPSK,BW=5M)			LTE Band 13 (16QAM,BW=5M)		
Channel	23205 (Low)	23230 (Mid)	23255 (High)	23205 (Low)	23230 (Mid)	23255 (High)
Frequency (MHz)	779.5	782	784.5	779.5	782	784.5
Conducted Power (dBm)	23.22	23.34	23.31	22.49	22.41	22.49
Conducted Power (Watts)	0.21	0.22	0.21	0.18	0.17	0.18
ERP(dBm)	18.66	18.78	18.75	17.93	17.85	17.93
ERP(Watts)	0.073	0.076	0.075	0.062	0.061	0.062

(GT - LC = -2.41 dB)						
Modes	LTE Band 13 (QPSK,BW=10M)			LTE Band 13 (16QAM,BW=10M)		
Channel		23230 (Mid)			23230 (Mid)	
Frequency (MHz)		782			782	
Conducted Power (dBm)		23.35			22.36	
Conducted Power (Watts)		0.22			0.17	
ERP(dBm)		18.79			17.80	
ERP(Watts)		0.076			0.060	

(GT - LC = -1.76 dB)						
Modes	LTE Band 2 (QPSK,BW=1.4M)			LTE Band 2 (16QAM,BW=1.4M)		
Channel	18607 (Low)	18900 (Mid)	19193 (High)	18607 (Low)	18900 (Mid)	19193 (High)
Frequency (MHz)	1850.7	1880	1909.3	1850.7	1880	1909.3
Conducted Power (dBm)	23.21	23.41	23.15	22.37	22.48	22.23
Conducted Power (Watts)	0.21	0.22	0.21	0.17	0.18	0.17
EIRP(dBm)	21.45	21.65	21.39	20.61	20.72	20.47
EIRP(Watts)	0.140	0.146	0.138	0.115	0.118	0.111

(GT - LC = -1.76 dB)						
Modes	LTE Band 2 (QPSK,BW=3M)			LTE Band 2 (16QAM,BW=3M)		
Channel	18615 (Low)	18900 (Mid)	19185 (High)	18615 (Low)	18900 (Mid)	19185 (High)
Frequency (MHz)	1851.5	1880	1908.5	1851.5	1880	1908.5
Conducted Power (dBm)	23.06	23.26	22.88	22.33	22.48	22.23
Conducted Power (Watts)	0.20	0.21	0.19	0.17	0.18	0.17
EIRP(dBm)	21.30	21.50	21.12	20.57	20.72	20.47
EIRP(Watts)	0.135	0.141	0.129	0.114	0.118	0.111

(GT - LC = -1.76 dB)						
Modes	LTE Band 2 (QPSK,BW=5M)			LTE Band 2 (16QAM,BW=5M)		
Channel	18625 (Low)	18900 (Mid)	19175 (High)	18625 (Low)	18900 (Mid)	19175 (High)
Frequency (MHz)	1852.5	1880	1907.5	1852.5	1880	1907.5
Conducted Power (dBm)	23.10	23.30	23.02	22.38	22.49	22.30
Conducted Power (Watts)	0.20	0.21	0.20	0.17	0.18	0.17
EIRP(dBm)	21.34	21.54	21.26	20.62	20.73	20.54
EIRP(Watts)	0.136	0.143	0.134	0.115	0.118	0.113

(GT - LC = -1.76 dB)						
Modes	LTE Band 2 (QPSK,BW=10M)			LTE Band 2 (16QAM,BW=10M)		
Channel	18650 (Low)	18900 (Mid)	19150 (High)	18650 (Low)	18900 (Mid)	19150 (High)
Frequency (MHz)	1855	1880	1905	1855	1880	1905
Conducted Power (dBm)	23.27	23.37	23.23	22.47	22.47	22.42
Conducted Power (Watts)	0.21	0.22	0.21	0.18	0.18	0.17
EIRP(dBm)	21.51	21.61	21.47	20.71	20.71	20.66
EIRP(Watts)	0.142	0.145	0.140	0.118	0.118	0.116

(GT - LC = -1.76 dB)						
Modes	LTE Band 2 (QPSK,BW=15M)			LTE Band 2 (16QAM,BW=15M)		
Channel	18675 (Low)	18900 (Mid)	19125 (High)	18675 (Low)	18900 (Mid)	19125 (High)
Frequency (MHz)	1857.5	1880	1902-5	1857.5	1880	1902-5
Conducted Power (dBm)	23.39	23.35	23.32	22.4	22.45	22.48
Conducted Power (Watts)	0.22	0.22	0.21	0.17	0.18	0.18
EIRP(dBm)	21.63	21.59	21.56	20.64	20.69	20.72
EIRP(Watts)	0.146	0.144	0.143	0.116	0.117	0.118

(GT - LC = -1.76 dB)						
Modes	LTE Band 2 (QPSK,BW=20M)			LTE Band 2 (16QAM,BW=20M)		
Channel	18700 (Low)	18900 (Mid)	19100 (High)	18700 (Low)	18900 (Mid)	19100 (High)
Frequency (MHz)	1860	1880	1900	1860	1880	1900
Conducted Power (dBm)	23.39	23.44	23.34	22.44	22.46	22.48
Conducted Power (Watts)	0.22	0.22	0.22	0.18	0.18	0.18
EIRP(dBm)	21.63	21.68	21.58	20.68	20.70	20.72
EIRP(Watts)	0.146	0.147	0.144	0.117	0.117	0.118

(GT - LC = -0.95 dB)						
Modes	LTE Band 4 (QPSK,BW=1.4M)			LTE Band 4 (16QAM,BW=1.4M)		
Channel	19957 (Low)	20175 (Mid)	20393 (High)	19957 (Low)	20175 (Mid)	20393 (High)
Frequency (MHz)	1710.7	1732.5	1754.3	1710.7	1732.5	1754.3
Conducted Power (dBm)	23.07	22.98	23.02	22.28	22.25	22.26
Conducted Power (Watts)	0.20	0.20	0.20	0.17	0.17	0.17
EIRP(dBm)	22.12	22.03	22.07	21.33	21.30	21.31
EIRP(Watts)	0.163	0.160	0.161	0.136	0.135	0.135

(GT - LC = -0.95 dB)						
Modes	LTE Band 4 (QPSK,BW=3M)			LTE Band 4 (16QAM,BW=3M)		
Channel	19965 (Low)	20175 (Mid)	20385 (High)	19965 (Low)	20175 (Mid)	20385 (High)
Frequency (MHz)	1711.5	1732.5	1753.5	1711.5	1732.5	1753.5
Conducted Power (dBm)	22.98	22.91	22.89	22.22	22.29	22.15
Conducted Power (Watts)	0.20	0.20	0.19	0.17	0.17	0.16
EIRP(dBm)	22.03	21.96	21.94	21.27	21.34	21.20
EIRP(Watts)	0.160	0.157	0.156	0.134	0.136	0.132

(GT - LC = -0.95 dB)						
Modes	LTE Band 4 (QPSK,BW=5M)			LTE Band 4 (16QAM,BW=5M)		
Channel	19975 (Low)	20175 (Mid)	20375 (High)	19975 (Low)	20175 (Mid)	20375 (High)
Frequency (MHz)	1712.5	1732.5	1752.5	1712.5	1732.5	1752.5
Conducted Power (dBm)	22.95	22.9	22.94	22.2	22.28	22.22
Conducted Power (Watts)	0.20	0.19	0.20	0.17	0.17	0.17
EIRP(dBm)	22.00	21.95	21.99	21.25	21.33	21.27
EIRP(Watts)	0.158	0.157	0.158	0.133	0.136	0.134

(GT - LC = -0.95 dB)						
Modes	LTE Band 4 (QPSK,BW=10M)			LTE Band 4 (16QAM,BW=10M)		
Channel	20000 (Low)	20175 (Mid)	20350 (High)	20000 (Low)	20175 (Mid)	20350 (High)
Frequency (MHz)	1715	1732.5	1750	1715	1732.5	1750
Conducted Power (dBm)	23.07	22.99	23.05	22.31	22.31	22.37
Conducted Power (Watts)	0.20	0.20	0.20	0.17	0.17	0.17
EIRP(dBm)	22.12	22.04	22.10	21.36	21.36	21.42
EIRP(Watts)	0.163	0.160	0.162	0.137	0.137	0.139

(GT - LC = -0.95 dB)						
Modes	LTE Band 4 (QPSK,BW=15M)			LTE Band 4 (16QAM,BW=15M)		
Channel	20025 (Low)	20175 (Mid)	20325 (High)	20025 (Low)	20175 (Mid)	20325 (High)
Frequency (MHz)	1717.5	1732.5	1747.5	1717.5	1732.5	1747.5
Conducted Power (dBm)	23.08	23.05	23.02	22.43	22.46	22.43
Conducted Power (Watts)	0.20	0.20	0.20	0.17	0.18	0.17
EIRP(dBm)	22.13	22.10	22.07	21.48	21.51	21.48
EIRP(Watts)	0.163	0.162	0.161	0.141	0.142	0.141

(GT - LC = -0.95 dB)						
Modes	LTE Band 4 (QPSK,BW=20M)			LTE Band 4 (16QAM,BW=20M)		
Channel	20050 (Low)	20175 (Mid)	20300 (High)	20050 (Low)	20175 (Mid)	20300 (High)
Frequency (MHz)	1720	1732.5	1745	1720	1732.5	1745
Conducted Power (dBm)	23.15	23.22	23.18	22.24	22.32	22.29
Conducted Power (Watts)	0.21	0.21	0.21	0.17	0.17	0.17
EIRP(dBm)	22.20	22.27	22.23	21.29	21.37	21.34
EIRP(Watts)	0.166	0.169	0.167	0.135	0.137	0.136

(GT - LC = -0.87 dB)						
Modes	LTE Band 7 (QPSK,BW=5M)			LTE Band 7 (16QAM,BW=5M)		
Channel	20775 (Low)	21100 (Mid)	21425 (High)	20775 (Low)	21100 (Mid)	21425 (High)
Frequency (MHz)	2502.5	2535	2567.5	2502.5	2535	2567.5
Conducted Power (dBm)	23.06	22.96	22.76	22.37	22.4	22.03
Conducted Power (Watts)	0.20	0.20	0.19	0.17	0.17	0.16
EIRP(dBm)	22.19	22.09	21.89	21.50	21.53	21.16
EIRP(Watts)	0.166	0.162	0.155	0.141	0.142	0.131

(GT - LC = -0.87 dB)						
Modes	LTE Band 7 (QPSK,BW=10M)			LTE Band 7 (16QAM,BW=10M)		
Channel	20800 (Low)	21100 (Mid)	21400 (High)	20800 (Low)	21100 (Mid)	21400 (High)
Frequency (MHz)	2505	2535	2565	2505	2535	2565
Conducted Power (dBm)	23.18	23.21	22.99	22.48	22.46	22.32
Conducted Power (Watts)	0.21	0.21	0.20	0.18	0.18	0.17
EIRP(dBm)	22.31	22.34	22.12	21.61	21.59	21.45
EIRP(Watts)	0.170	0.171	0.163	0.145	0.144	0.140

(GT - LC = -0.87 dB)						
Modes	LTE Band 7 (QPSK,BW=15M)			LTE Band 7 (16QAM,BW=15M)		
Channel	20825 (Low)	21100 (Mid)	21375 (High)	20825 (Low)	21100 (Mid)	21375 (High)
Frequency (MHz)	2507.5	2535	2562.5	2507.5	2535	2562.5
Conducted Power (dBm)	23.40	23.41	23.40	22.44	22.32	22.45
Conducted Power (Watts)	0.22	0.22	0.22	0.18	0.17	0.18
EIRP(dBm)	22.53	22.54	22.53	21.57	21.45	21.58
EIRP(Watts)	0.179	0.179	0.179	0.144	0.140	0.144

(GT - LC = -0.87 dB)						
Modes	LTE Band 7(QPSK,BW=20M)			LTE Band 7(16QAM,BW=20M)		
Channel	20850 (Low)	21100 (Mid)	21350 (High)	20850 (Low)	21100 (Mid)	21350 (High)
Frequency (MHz)	2510	2535	2560	2510	2535	2560
Conducted Power (dBm)	23.43	23.48	23.34	22.46	22.44	22.4
Conducted Power (Watts)	0.22	0.22	0.22	0.18	0.18	0.17
EIRP(dBm)	22.56	22.61	22.47	21.59	21.57	21.53
EIRP(Watts)	0.180	0.182	0.177	0.144	0.144	0.142

3.2 Radiated Spurious Emission Measurement

3.2.1 Description of Radiated Spurious Emission

The radiated spurious emission was measured by substitution method according to ANSI / TIA / EIA-603-C-2004. The power of any emission outside of the authorized operating frequency ranges must be attenuated below the transmitter power (P) by a factor of at least 43 + 10 log (P) dB.

For Band 7

The power of any emission outside of the authorized operating frequency ranges must be attenuated below the transmitter power (P) by a factor of at least 55 + 10 log (P) dB.

For LTE Band13,17

For operations in the 746-758 MHz, 775-788 MHz, and 805-806 MHz bands, emissions in the band 1559-1610 MHz shall be limited to −70 dBW/MHz equivalent isotropically radiated power (EIRP) for wideband signals, and −80 dBW EIRP for discrete emissions of less than 700 Hz bandwidth.

The spectrum is scanned from 30 MHz up to a frequency including its 10th harmonic.

3.2.2 Measuring Instruments

The measuring equipment is listed in the section 4 of this test report.

3.2.3 Test Procedures

1. The EUT was placed on a rotatable wooden table with 0.8 meter above ground.
2. The EUT was set 3 meters from the receiving antenna, which was mounted on the antenna tower.
3. The table was rotated 360 degrees to determine the position of the highest spurious emission.
4. The height of the receiving antenna is varied between one meter and four meters to search the maximum spurious emission for both horizontal and vertical polarizations.
5. Make the measurement with the spectrum analyzer's RBW = 1MHz, VBW = 3MHz, taking the record of maximum spurious emission.
6. A horn antenna was substituted in place of the EUT and was driven by a signal generator.
7. Tune the output power of signal generator to the same emission level with EUT maximum spurious emission.
8. Taking the record of output power at antenna port.
9. Repeat step 7 to step 8 for another polarization.

10. The RF fundamental frequency should be excluded against the limit line in the operating frequency band.
    The limit line is derived from 43 + 10log(P)dB below the transmitter power P(Watts)
    = P(W)- [43 + 10log(P)] (dB)
    = [30 + 10log(P)] (dBm) - [43 + 10log(P)] (dB)
    = -13dBm.
    For Band 7
    The limit line is derived from 55 + 10log(P)dB below the transmitter power P(Watts)
11. EIRP (dBm) = S.G. Power – Tx Cable Loss + Tx Antenna Gain
12. ERP (dBm) = EIRP - 2.15

3.2.4 Test Setup

For radiated emissions from 30MHz to 1GHz

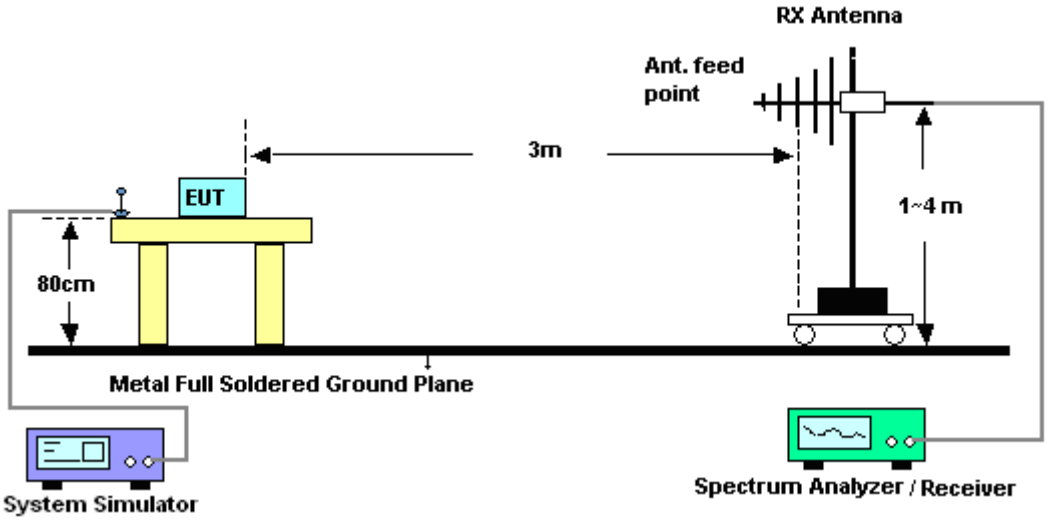

For radiated emissions above 1GHz

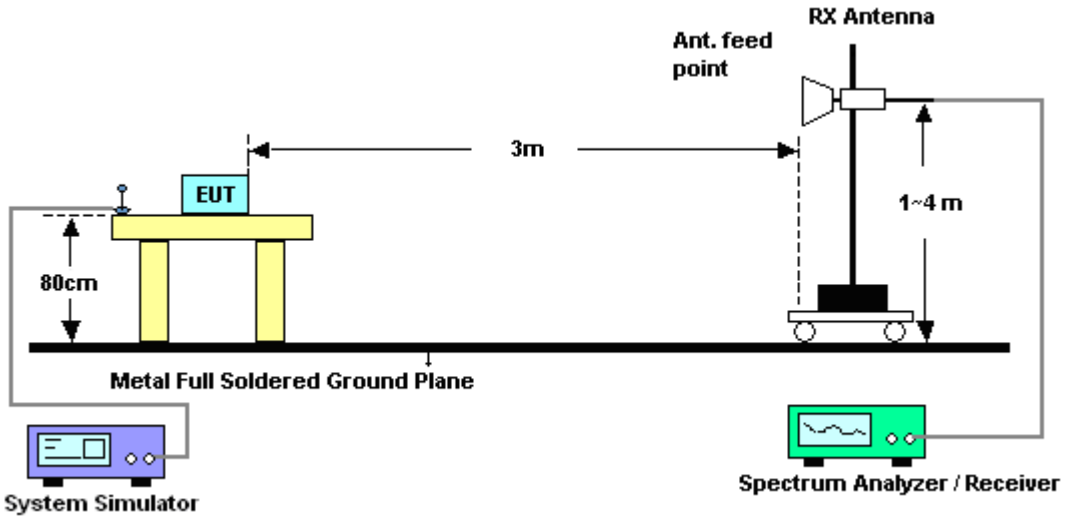

3.2.5 Test Result of Field Strength of Spurious Radiated

<Low Channel>

Band :	LTE Band 5	**Temperature :**	23~25°C
Test Mode :	1.4MHz QPSK RB Size 1 Offset 0	**Relative Humidity :**	46~48%
Test Engineer :	Eric Shih, Ken Wu, and Derreck Chen	**Polarization :**	Horizontal
Remark :	Spurious emissions within 30-10th harmonic were found more than 20dB below limit line.		

Frequency (MHz)	ERP (dBm)	Limit (dBm)	Over Limit (dB)	SPA Reading (dBm)	S.G. Power (dBm)	TX Cable loss (dB)	TX Antenna Gain (dBi)	Polarization (H/V)	Result
1648	-43.99	-13	-30.99	-52.75	-45.75	0.98	4.89	H	Pass
2472	-33.63	-13	-20.63	-46.83	-35.51	1.28	5.32	H	Pass
3296	-44.89	-13	-31.89	-58.93	-48.3	1.54	7.10	H	Pass
4120	-46.06	-13	-33.06	-62.33	-50.7	1.83	8.62	H	Pass

Band :	LTE Band 5	**Temperature :**	23~25°C
Test Mode :	1.4MHz QPSK RB Size 1 Offset 0	**Relative Humidity :**	46~48%
Test Engineer :	Eric Shih, Ken Wu, and Derreck Chen	**Polarization :**	Vertical
Remark :	Spurious emissions within 30-10th harmonic were found more than 20dB below limit line.		

Frequency (MHz)	ERP (dBm)	Limit (dBm)	Over Limit (dB)	SPA Reading (dBm)	S.G. Power (dBm)	TX Cable loss (dB)	TX Antenna Gain (dBi)	Polarization (H/V)	Result
1648	-43.61	-13	-30.61	-54.6	-45.37	0.98	4.89	V	Pass
2472	-40.81	-13	-27.81	-54.49	-42.69	1.28	5.32	V	Pass
3296	-46.73	-13	-33.73	-62.36	-50.14	1.54	7.10	V	Pass
4120	-49.61	-13	-36.61	-66.7	-54.25	1.83	8.62	V	Pass

<Middle Channel>

Band :	LTE Band 5	**Temperature :**	23~25°C
Test Mode :	1.4MHz QPSK RB Size 1 Offset 0	**Relative Humidity :**	46~48%
Test Engineer :	Eric Shih, Ken Wu, and Derreck Chen	**Polarization :**	Horizontal
Remark :	Spurious emissions within 30-10th harmonic were found more than 20dB below limit line.		

Frequency (MHz)	ERP (dBm)	Limit (dBm)	Over Limit (dB)	SPA Reading (dBm)	S.G. Power (dBm)	TX Cable loss (dB)	TX Antenna Gain (dBi)	Polarization (H/V)	Result
1672	-45.77	-13	-32.77	-54.72	-47.45	0.99	4.82	H	Pass
2504	-40.79	-13	-27.79	-54.1	-42.75	1.29	5.40	H	Pass
3344	-45.45	-13	-32.45	-58.57	-49.06	1.56	7.31	H	Pass

Band :	LTE Band 5	**Temperature :**	23~25°C
Test Mode :	1.4MHz QPSK RB Size 1 Offset 0	**Relative Humidity :**	46~48%
Test Engineer :	Eric Shih, Ken Wu, and Derreck Chen	**Polarization :**	Vertical
Remark :	Spurious emissions within 30-10th harmonic were found more than 20dB below limit line.		

Frequency (MHz)	ERP (dBm)	Limit (dBm)	Over Limit (dB)	SPA Reading (dBm)	S.G. Power (dBm)	TX Cable loss (dB)	TX Antenna Gain (dBi)	Polarization (H/V)	Result
1672	-45.82	-13	-32.82	-56.99	-47.5	0.99	4.82	V	Pass
2504	-46.29	-13	-33.29	-59.97	-48.25	1.29	5.40	V	Pass
3344	-47.75	-13	-34.75	-63.36	-51.36	1.56	7.31	V	Pass

<High Channel>

Band :	LTE Band 5	**Temperature :**	23~25°C
Test Mode :	1.4MHz QPSK RB Size 1 Offset 0	**Relative Humidity :**	46~48%
Test Engineer :	Eric Shih, Ken Wu, and Derreck Chen	**Polarization :**	Horizontal
Remark :	Spurious emissions within 30-10th harmonic were found more than 20dB below limit line.		

Frequency (MHz)	ERP (dBm)	Limit (dBm)	Over Limit (dB)	SPA Reading (dBm)	S.G. Power (dBm)	TX Cable loss (dB)	TX Antenna Gain (dBi)	Polarization (H/V)	Result
1688	-55.95	-13	-42.95	-64.63	-57.58	1.00	4.77	H	Pass
2528	-51.82	-13	-38.82	-64.86	-53.79	1.30	5.42	H	Pass
3374	-52.19	-13	-39.19	-65.85	-55.92	1.56	7.45	H	Pass

Band :	LTE Band 5	**Temperature :**	23~25°C
Test Mode :	1.4MHz QPSK RB Size 1 Offset 0	**Relative Humidity :**	46~48%
Test Engineer :	Eric Shih, Ken Wu, and Derreck Chen	**Polarization :**	Vertical
Remark :	Spurious emissions within 30-10th harmonic were found more than 20dB below limit line.		

Frequency (MHz)	ERP (dBm)	Limit (dBm)	Over Limit (dB)	SPA Reading (dBm)	S.G. Power (dBm)	TX Cable loss (dB)	TX Antenna Gain (dBi)	Polarization (H/V)	Result
1688	-53.01	-13	-40.01	-63.64	-54.64	1.00	4.77	V	Pass
2528	-50.92	-13	-37.92	-64.23	-52.89	1.30	5.42	V	Pass
3374	-49.91	-13	-36.91	-65.38	-53.64	1.56	7.45	V	Pass

<Low Channel>

Band :	LTE Band 5	**Temperature :**	23~25°C
Test Mode :	3MHz QPSK RB Size 1 Offset 0	**Relative Humidity :**	46~48%
Test Engineer :	Eric Shih, Ken Wu, and Derreck Chen	**Polarization :**	Horizontal
Remark :	Spurious emissions within 30-10th harmonic were found more than 20dB below limit line.		

Frequency (MHz)	ERP (dBm)	Limit (dBm)	Over Limit (dB)	SPA Reading (dBm)	S.G. Power (dBm)	TX Cable loss (dB)	TX Antenna Gain (dBi)	Polarization (H/V)	Result
1648	-45.91	-13	-32.91	-54.23	-47.67	0.98	4.89	H	Pass
2472	-38.63	-13	-25.63	-51.06	-40.51	1.28	5.32	H	Pass
3296	-45.50	-13	-32.50	-59.46	-48.91	1.54	7.10	H	Pass

Band :	LTE Band 5	**Temperature :**	23~25°C
Test Mode :	3MHz QPSK RB Size 1 Offset 0	**Relative Humidity :**	46~48%
Test Engineer :	Eric Shih, Ken Wu, and Derreck Chen	**Polarization :**	Vertical
Remark :	Spurious emissions within 30-10th harmonic were found more than 20dB below limit line.		

Frequency (MHz)	ERP (dBm)	Limit (dBm)	Over Limit (dB)	SPA Reading (dBm)	S.G. Power (dBm)	TX Cable loss (dB)	TX Antenna Gain (dBi)	Polarization (H/V)	Result
1648	-43.21	-13	-30.21	-53.89	-44.97	0.98	4.89	V	Pass
2472	-40.60	-13	-27.60	-54.02	-42.48	1.28	5.32	V	Pass
3296	-48.26	-13	-35.26	-63.57	-51.67	1.54	7.10	V	Pass

<Middle Channel>

Band :	LTE Band 5	**Temperature :**	23~25°C
Test Mode :	3MHz QPSK RB Size 1 Offset 0	**Relative Humidity :**	46~48%
Test Engineer :	Eric Shih, Ken Wu, and Derreck Chen	**Polarization :**	Horizontal
Remark :	Spurious emissions within 30-10th harmonic were found more than 20dB below limit line.		

Frequency (MHz)	ERP (dBm)	Limit (dBm)	Over Limit (dB)	SPA Reading (dBm)	S.G. Power (dBm)	TX Cable loss (dB)	TX Antenna Gain (dBi)	Polarization (H/V)	Result
1672	-49.80	-13	-36.80	-58.13	-51.48	0.99	4.82	H	Pass
2505	-45.38	-13	-32.38	-58.54	-47.34	1.29	5.40	H	Pass
3340	-52.89	-13	-39.89	-66.64	-56.48	1.55	7.30	H	Pass

Band :	LTE Band 5	**Temperature :**	23~25°C
Test Mode :	3MHz QPSK RB Size 1 Offset 0	**Relative Humidity :**	46~48%
Test Engineer :	Eric Shih, Ken Wu, and Derreck Chen	**Polarization :**	Vertical
Remark :	Spurious emissions within 30-10th harmonic were found more than 20dB below limit line.		

Frequency (MHz)	ERP (dBm)	Limit (dBm)	Over Limit (dB)	SPA Reading (dBm)	S.G. Power (dBm)	TX Cable loss (dB)	TX Antenna Gain (dBi)	Polarization (H/V)	Result
1672	-49.59	-13	-36.59	-60.24	-51.27	0.99	4.82	V	Pass
2505	-49.38	-13	-36.38	-63.3	-51.34	1.29	5.40	V	Pass
3340	-50.89	-13	-37.89	-65.81	-54.48	1.55	7.30	V	Pass

<High Channel>

Band :	LTE Band 5	**Temperature :**	23~25°C
Test Mode :	3MHz QPSK RB Size 1 Offset 0	**Relative Humidity :**	46~48%
Test Engineer :	Eric Shih, Ken Wu, and Derreck Chen	**Polarization :**	Horizontal
Remark :	Spurious emissions within 30-10th harmonic were found more than 20dB below limit line.		

Frequency (MHz)	ERP (dBm)	Limit (dBm)	Over Limit (dB)	SPA Reading (dBm)	S.G. Power (dBm)	TX Cable loss (dB)	TX Antenna Gain (dBi)	Polarization (H/V)	Result
1688	-45.42	-13	-32.42	-53.91	-47.05	1.00	4.77	H	Pass
2539	-43.28	-13	-30.28	-56.21	-45.26	1.30	5.43	H	Pass
3385	-46.48	-13	-33.48	-60.23	-50.26	1.57	7.49	H	Pass

Band :	LTE Band 5	**Temperature :**	23~25°C
Test Mode :	3MHz QPSK RB Size 1 Offset 0	**Relative Humidity :**	46~48%
Test Engineer :	Eric Shih, Ken Wu, and Derreck Chen	**Polarization :**	Vertical
Remark :	Spurious emissions within 30-10th harmonic were found more than 20dB below limit line.		

Frequency (MHz)	ERP (dBm)	Limit (dBm)	Over Limit (dB)	SPA Reading (dBm)	S.G. Power (dBm)	TX Cable loss (dB)	TX Antenna Gain (dBi)	Polarization (H/V)	Result
1688	-43.26	-13	-30.26	-53.96	-44.89	1.00	4.77	V	Pass
2539	-46.98	-13	-33.98	-59.92	-48.96	1.30	5.43	V	Pass
3385	-47.48	-13	-34.48	-62.9	-51.26	1.57	7.49	V	Pass

<Low Channel>

Band :	LTE Band 5	**Temperature :**	23~25°C
Test Mode :	5MHz QPSK RB Size 1 Offset 0	**Relative Humidity :**	46~48%
Test Engineer :	Eric Shih, Ken Wu, and Derreck Chen	**Polarization :**	Horizontal
Remark :	Spurious emissions within 30-10th harmonic were found more than 20dB below limit line.		

Frequency (MHz)	ERP (dBm)	Limit (dBm)	Over Limit (dB)	SPA Reading (dBm)	S.G. Power (dBm)	TX Cable loss (dB)	TX Antenna Gain (dBi)	Polarization (H/V)	Result
1648	-49.73	-13	-36.73	-57.66	-51.49	0.98	4.89	H	Pass
2473	-43.90	-13	-30.90	-56.21	-45.79	1.28	5.32	H	Pass
3297	-49.67	-13	-36.67	-63.36	-53.09	1.54	7.11	H	Pass

Band :	LTE Band 5	**Temperature :**	23~25°C
Test Mode :	5MHz QPSK RB Size 1 Offset 0	**Relative Humidity :**	46~48%
Test Engineer :	Eric Shih, Ken Wu, and Derreck Chen	**Polarization :**	Vertical
Remark :	Spurious emissions within 30-10th harmonic were found more than 20dB below limit line.		

Frequency (MHz)	ERP (dBm)	Limit (dBm)	Over Limit (dB)	SPA Reading (dBm)	S.G. Power (dBm)	TX Cable loss (dB)	TX Antenna Gain (dBi)	Polarization (H/V)	Result
1648	-44.52	-13	-31.52	-55.97	-46.28	0.98	4.89	V	Pass
2473	-42.00	-13	-29.00	-55.04	-43.89	1.28	5.32	V	Pass
3297	-47.77	-13	-34.77	-63.25	-51.19	1.54	7.11	V	Pass

<Middle Channel>

Band :	LTE Band 5	**Temperature :**	23~25°C
Test Mode :	5MHz QPSK RB Size 1 Offset 0	**Relative Humidity :**	46~48%
Test Engineer :	Eric Shih, Ken Wu, and Derreck Chen	**Polarization :**	Horizontal
Remark :	Spurious emissions within 30-10th harmonic were found more than 20dB below limit line.		

Frequency (MHz)	ERP (dBm)	Limit (dBm)	Over Limit (dB)	SPA Reading (dBm)	S.G. Power (dBm)	TX Cable loss (dB)	TX Antenna Gain (dBi)	Polarization (H/V)	Result
1672	-45.51	-13	-32.51	-54.36	-47.19	0.99	4.82	H	Pass
2503	-38.95	-13	-25.95	-51.79	-40.91	1.29	5.40	H	Pass
3337	-44.15	-13	-31.15	-57.62	-47.73	1.55	7.28	H	Pass

Band :	LTE Band 5	**Temperature :**	23~25°C
Test Mode :	5MHz QPSK RB Size 1 Offset 0	**Relative Humidity :**	46~48%
Test Engineer :	Eric Shih, Ken Wu, and Derreck Chen	**Polarization :**	Vertical
Remark :	Spurious emissions within 30-10th harmonic were found more than 20dB below limit line.		

Frequency (MHz)	ERP (dBm)	Limit (dBm)	Over Limit (dB)	SPA Reading (dBm)	S.G. Power (dBm)	TX Cable loss (dB)	TX Antenna Gain (dBi)	Polarization (H/V)	Result
1672	-44.41	-13	-31.41	-55.15	-46.09	0.99	4.82	V	Pass
2503	-44.32	-13	-31.32	-57.91	-46.28	1.29	5.40	V	Pass
3337	-46.79	-13	-33.79	-61.91	-50.37	1.55	7.28	V	Pass

<High Channel>

Band :	LTE Band 5	**Temperature :**	23~25°C
Test Mode :	5MHz QPSK RB Size 1 Offset 0	**Relative Humidity :**	46~48%
Test Engineer :	Eric Shih, Ken Wu, and Derreck Chen	**Polarization :**	Horizontal
Remark :	Spurious emissions within 30-10th harmonic were found more than 20dB below limit line.		

Frequency (MHz)	ERP (dBm)	Limit (dBm)	Over Limit (dB)	SPA Reading (dBm)	S.G. Power (dBm)	TX Cable loss (dB)	TX Antenna Gain (dBi)	Polarization (H/V)	Result
1688	-48.66	-13	-35.66	-57.47	-50.29	1.00	4.77	H	Pass
2533	-40.08	-13	-27.08	-52.84	-42.06	1.30	5.43	H	Pass
3377	-46.19	-13	-33.19	-60	-49.93	1.57	7.46	H	Pass

Band :	LTE Band 5	**Temperature :**	23~25°C
Test Mode :	5MHz QPSK RB Size 1 Offset 0	**Relative Humidity :**	46~48%
Test Engineer :	Eric Shih, Ken Wu, and Derreck Chen	**Polarization :**	Vertical
Remark :	Spurious emissions within 30-10th harmonic were found more than 20dB below limit line.		

Frequency (MHz)	ERP (dBm)	Limit (dBm)	Over Limit (dB)	SPA Reading (dBm)	S.G. Power (dBm)	TX Cable loss (dB)	TX Antenna Gain (dBi)	Polarization (H/V)	Result
1688	-45.51	-13	-32.51	-56.36	-47.14	1.00	4.77	V	Pass
2533	-43.60	-13	-30.60	-57.3	-45.58	1.30	5.43	V	Pass
3377	-47.90	-13	-34.90	-63.02	-51.64	1.57	7.46	V	Pass

<Low Channel>

Band :	LTE Band 5	**Temperature :**	23~25°C
Test Mode :	10MHz QPSK RB Size 1 Offset 0	**Relative Humidity :**	46~48%
Test Engineer :	Eric Shih, Ken Wu, and Derreck Chen	**Polarization :**	Horizontal
Remark :	Spurious emissions within 30-10th harmonic were found more than 20dB below limit line.		

Frequency (MHz)	ERP (dBm)	Limit (dBm)	Over Limit (dB)	SPA Reading (dBm)	S.G. Power (dBm)	TX Cable loss (dB)	TX Antenna Gain (dBi)	Polarization (H/V)	Result
1648	-46.13	-13	-33.13	-54.44	-47.89	0.98	4.89	H	Pass
2474	-39.39	-13	-26.39	-54.1	-41.28	1.28	5.32	H	Pass
3298	-45.73	-13	-32.73	-59.28	-49.15	1.54	7.11	H	Pass

Band :	LTE Band 5	**Temperature :**	23~25°C
Test Mode :	10MHz QPSK RB Size 1 Offset 0	**Relative Humidity :**	46~48%
Test Engineer :	Eric Shih, Ken Wu, and Derreck Chen	**Polarization :**	Vertical
Remark :	Spurious emissions within 30-10th harmonic were found more than 20dB below limit line.		

Frequency (MHz)	ERP (dBm)	Limit (dBm)	Over Limit (dB)	SPA Reading (dBm)	S.G. Power (dBm)	TX Cable loss (dB)	TX Antenna Gain (dBi)	Polarization (H/V)	Result
1648	-45.21	-13	-32.21	-55.9	-46.97	0.98	4.89	V	Pass
2474	-43.26	-13	-30.26	-56.51	-45.15	1.28	5.32	V	Pass
3298	-48.06	-13	-35.06	-63.19	-51.48	1.54	7.11	V	Pass

<Middle Channel>

Band :	LTE Band 5	**Temperature :**	23~25°C
Test Mode :	10MHz QPSK RB Size 1 Offset 0	**Relative Humidity :**	46~48%
Test Engineer :	Eric Shih, Ken Wu, and Derreck Chen	**Polarization :**	Horizontal
Remark :	Spurious emissions within 30-10th harmonic were found more than 20dB below limit line.		

Frequency (MHz)	ERP (dBm)	Limit (dBm)	Over Limit (dB)	SPA Reading (dBm)	S.G. Power (dBm)	TX Cable loss (dB)	TX Antenna Gain (dBi)	Polarization (H/V)	Result
1664	-44.57	-13	-31.57	-52.9	-46.28	0.98	4.84	H	Pass
2496	-41.96	-13	-28.96	-54.76	-43.91	1.29	5.39	H	Pass
3328	-44.64	-13	-31.64	-58.06	-48.18	1.55	7.24	H	Pass

Band :	LTE Band 5	**Temperature :**	23~25°C
Test Mode :	10MHz QPSK RB Size 1 Offset 0	**Relative Humidity :**	46~48%
Test Engineer :	Eric Shih, Ken Wu, and Derreck Chen	**Polarization :**	Vertical
Remark :	Spurious emissions within 30-10th harmonic were found more than 20dB below limit line.		

Frequency (MHz)	ERP (dBm)	Limit (dBm)	Over Limit (dB)	SPA Reading (dBm)	S.G. Power (dBm)	TX Cable loss (dB)	TX Antenna Gain (dBi)	Polarization (H/V)	Result
1664	-43.98	-13	-30.98	-54.19	-45.69	0.98	4.84	V	Pass
2496	-45.94	-13	-32.94	-59.54	-47.89	1.29	5.39	V	Pass
3328	-47.73	-13	-34.73	-63.21	-51.27	1.55	7.24	V	Pass

<High Channel>

Band :	LTE Band 5	**Temperature :**	23~25°C
Test Mode :	10MHz QPSK RB Size 1 Offset 0	**Relative Humidity :**	46~48%
Test Engineer :	Eric Shih, Ken Wu, and Derreck Chen	**Polarization :**	Horizontal
Remark :	Spurious emissions within 30-10th harmonic were found more than 20dB below limit line.		

Frequency (MHz)	ERP (dBm)	Limit (dBm)	Over Limit (dB)	SPA Reading (dBm)	S.G. Power (dBm)	TX Cable loss (dB)	TX Antenna Gain (dBi)	Polarization (H/V)	Result
1680	-46.62	-13	-33.62	-54.95	-48.27	0.99	4.80	H	Pass
2518	-42.62	-13	-29.62	-55.84	-44.59	1.30	5.41	H	Pass
3385	-51.70	-13	-38.70	-65.72	-55.48	1.57	7.49	H	Pass

Band :	LTE Band 5	**Temperature :**	23~25°C
Test Mode :	10MHz QPSK RB Size 1 Offset 0	**Relative Humidity :**	46~48%
Test Engineer :	Eric Shih, Ken Wu, and Derreck Chen	**Polarization :**	Vertical
Remark :	Spurious emissions within 30-10th harmonic were found more than 20dB below limit line.		

Frequency (MHz)	ERP (dBm)	Limit (dBm)	Over Limit (dB)	SPA Reading (dBm)	S.G. Power (dBm)	TX Cable loss (dB)	TX Antenna Gain (dBi)	Polarization (H/V)	Result
1680	-46.24	-13	-33.24	-57.06	-47.89	0.99	4.80	V	Pass
2518	-44.31	-13	-31.31	-57.84	-46.28	1.30	5.41	V	Pass
3385	-49.39	-13	-36.39	-64.62	-53.17	1.57	7.49	V	Pass

<Low Channel>

Band :	LTE Band 2	**Temperature :**	23~25°C
Test Mode :	1.4MHz QPSK RB Size 1 Offset 0	**Relative Humidity :**	46~48%
Test Engineer :	Eric Shih, Ken Wu, and Derreck Chen	**Polarization :**	Horizontal
Remark :	Spurious emissions within 30-10th harmonic were found more than 20dB below limit line.		

Frequency (MHz)	EIRP (dBm)	Limit (dBm)	Over Limit (dB)	SPA Reading (dBm)	S.G. Power (dBm)	TX Cable loss (dB)	TX Antenna Gain (dBi)	Polarization (H/V)	Result
3700	-43.93	-13	-30.93	-59.15	-50.5	1.67	8.24	H	Pass
5548	-40.33	-13	-27.33	-60.61	-47.4	2.65	9.72	H	Pass
7403	-38.95	-13	-25.95	-66.32	-48.1	2.46	11.61	H	Pass

Band :	LTE Band 2	**Temperature :**	23~25°C
Test Mode :	1.4MHz QPSK RB Size 1 Offset 0	**Relative Humidity :**	46~48%
Test Engineer :	Eric Shih, Ken Wu, and Derreck Chen	**Polarization :**	Vertical
Remark :	Spurious emissions within 30-10th harmonic were found more than 20dB below limit line.		

Frequency (MHz)	EIRP (dBm)	Limit (dBm)	Over Limit (dB)	SPA Reading (dBm)	S.G. Power (dBm)	TX Cable loss (dB)	TX Antenna Gain (dBi)	Polarization (H/V)	Result
3700	-47.23	-13	-34.23	-63.5	-53.8	1.67	8.24	V	Pass
5548	-41.73	-13	-28.73	-61.83	-48.8	2.65	9.72	V	Pass
7403	-40.05	-13	-27.05	-67.06	-49.2	2.46	11.61	V	Pass

<Middle Channel>

Band :	LTE Band 2	**Temperature :**	23~25°C
Test Mode :	1.4MHz QPSK RB Size 1 Offset 0	**Relative Humidity :**	46~48%
Test Engineer :	Eric Shih, Ken Wu, and Derreck Chen	**Polarization :**	Horizontal
Remark :	Spurious emissions within 30-10th harmonic were found more than 20dB below limit line.		

Frequency (MHz)	EIRP (dBm)	Limit (dBm)	Over Limit (dB)	SPA Reading (dBm)	S.G. Power (dBm)	TX Cable loss (dB)	TX Antenna Gain (dBi)	Polarization (H/V)	Result
3756	-41.48	-13	-28.48	-56.97	-48.1	1.68	8.31	H	Pass
5639	-41.75	-13	-28.75	-62.57	-48.8	2.71	9.76	H	Pass
7517	-39.91	-13	-26.91	-67.39	-49.3	2.42	11.81	H	Pass

Band :	LTE Band 2	**Temperature :**	23~25°C
Test Mode :	1.4MHz QPSK RB Size 1 Offset 0	**Relative Humidity :**	46~48%
Test Engineer :	Eric Shih, Ken Wu, and Derreck Chen	**Polarization :**	Vertical
Remark :	Spurious emissions within 30-10th harmonic were found more than 20dB below limit line.		

Frequency (MHz)	EIRP (dBm)	Limit (dBm)	Over Limit (dB)	SPA Reading (dBm)	S.G. Power (dBm)	TX Cable loss (dB)	TX Antenna Gain (dBi)	Polarization (H/V)	Result
3756	-45.48	-13	-32.48	-61.9	-52.1	1.68	8.31	V	Pass
5639	-46.15	-13	-33.15	-66.83	-53.2	2.71	9.76	V	Pass
7517	-39.91	-13	-26.91	-67.17	-49.3	2.42	11.81	V	Pass

<High Channel>

Band :	LTE Band 2	**Temperature :**	23~25°C
Test Mode :	1.4MHz QPSK RB Size 1 Offset 0	**Relative Humidity :**	46~48%
Test Engineer :	Eric Shih, Ken Wu, and Derreck Chen	**Polarization :**	Horizontal
Remark :	Spurious emissions within 30-10th harmonic were found more than 20dB below limit line.		

Frequency (MHz)	EIRP (dBm)	Limit (dBm)	Over Limit (dB)	SPA Reading (dBm)	S.G. Power (dBm)	TX Cable loss (dB)	TX Antenna Gain (dBi)	Polarization (H/V)	Result
3819	-43.77	-13	-30.77	-59.39	-48.3	1.70	8.38	H	Pass
5723	-39.71	-13	-26.71	-60.87	-44.6	2.75	9.79	H	Pass
7634	-37.26	-13	-24.26	-63.75	-44.6	2.39	11.88	H	Pass

Band :	LTE Band 2	**Temperature :**	23~25°C
Test Mode :	1.4MHz QPSK RB Size 1 Offset 0	**Relative Humidity :**	46~48%
Test Engineer :	Eric Shih, Ken Wu, and Derreck Chen	**Polarization :**	Vertical
Remark :	Spurious emissions within 30-10th harmonic were found more than 20dB below limit line.		

Frequency (MHz)	EIRP (dBm)	Limit (dBm)	Over Limit (dB)	SPA Reading (dBm)	S.G. Power (dBm)	TX Cable loss (dB)	TX Antenna Gain (dBi)	Polarization (H/V)	Result
3819	-43.27	-13	-30.27	-60.21	-47.8	1.70	8.38	V	Pass
5723	-39.21	-13	-26.21	-60.29	-44.1	2.75	9.79	V	Pass
7634	-40.96	-13	-27.96	-67.29	-48.3	2.39	11.88	V	Pass

<Low Channel>

Band :	LTE Band 2	**Temperature :**	23~25°C
Test Mode :	3MHz QPSK RB Size 1 Offset 0	**Relative Humidity :**	46~48%
Test Engineer :	Eric Shih, Ken Wu, and Derreck Chen	**Polarization :**	Horizontal
Remark :	Spurious emissions within 30-10th harmonic were found more than 20dB below limit line.		

Frequency (MHz)	EIRP (dBm)	Limit (dBm)	Over Limit (dB)	SPA Reading (dBm)	S.G. Power (dBm)	TX Cable loss (dB)	TX Antenna Gain (dBi)	Polarization (H/V)	Result
3700	-42.51	-13	-29.51	-57.65	-49.08	1.67	8.24	H	Pass
5548	-41.31	-13	-28.31	-62.42	-48.38	2.65	9.72	H	Pass
7403	-39.66	-13	-26.66	-67.06	-48.81	2.46	11.61	H	Pass

Band :	LTE Band 2	**Temperature :**	23~25°C
Test Mode :	3MHz QPSK RB Size 1 Offset 0	**Relative Humidity :**	46~48%
Test Engineer :	Eric Shih, Ken Wu, and Derreck Chen	**Polarization :**	Vertical
Remark :	Spurious emissions within 30-10th harmonic were found more than 20dB below limit line.		

Frequency (MHz)	EIRP (dBm)	Limit (dBm)	Over Limit (dB)	SPA Reading (dBm)	S.G. Power (dBm)	TX Cable loss (dB)	TX Antenna Gain (dBi)	Polarization (H/V)	Result
3700	-45.82	-13	-32.82	-61.61	-52.39	1.67	8.24	V	Pass
5548	-43.37	-13	-30.37	-64.23	-50.44	2.65	9.72	V	Pass
7400	-40.33	-13	-27.33	-67.53	-49.47	2.46	11.60	V	Pass

<Middle Channel>

Band :	LTE Band 2	**Temperature :**	23~25°C
Test Mode :	3MHz QPSK RB Size 1 Offset 0	**Relative Humidity :**	46~48%
Test Engineer :	Eric Shih, Ken Wu, and Derreck Chen	**Polarization :**	Horizontal
Remark :	Spurious emissions within 30-10th harmonic were found more than 20dB below limit line.		

Frequency (MHz)	EIRP (dBm)	Limit (dBm)	Over Limit (dB)	SPA Reading (dBm)	S.G. Power (dBm)	TX Cable loss (dB)	TX Antenna Gain (dBi)	Polarization (H/V)	Result
3756	-39.61	-13	-26.61	-54.58	-46.23	1.68	8.31	H	Pass
5636	-40.06	-13	-27.06	-61.48	-47.11	2.70	9.75	H	Pass
7512	-39.91	-13	-26.91	-66.96	-49.29	2.43	11.81	H	Pass

Band :	LTE Band 2	**Temperature :**	23~25°C
Test Mode :	3MHz QPSK RB Size 1 Offset 0	**Relative Humidity :**	46~48%
Test Engineer :	Eric Shih, Ken Wu, and Derreck Chen	**Polarization :**	Vertical
Remark :	Spurious emissions within 30-10th harmonic were found more than 20dB below limit line.		

Frequency (MHz)	EIRP (dBm)	Limit (dBm)	Over Limit (dB)	SPA Reading (dBm)	S.G. Power (dBm)	TX Cable loss (dB)	TX Antenna Gain (dBi)	Polarization (H/V)	Result
3756	-41.20	-13	-28.20	-57.75	-47.82	1.68	8.31	V	Pass
5636	-45.62	-13	-32.62	-66.18	-52.67	2.70	9.75	V	Pass
7512	-40.99	-13	-27.99	-67.23	-50.37	2.43	11.81	V	Pass

<High Channel>

Band :	LTE Band 2	**Temperature :**	23~25°C
Test Mode :	3MHz QPSK RB Size 1 Offset 0	**Relative Humidity :**	46~48%
Test Engineer :	Eric Shih, Ken Wu, and Derreck Chen	**Polarization :**	Horizontal
Remark :	Spurious emissions within 30-10th harmonic were found more than 20dB below limit line.		

Frequency (MHz)	EIRP (dBm)	Limit (dBm)	Over Limit (dB)	SPA Reading (dBm)	S.G. Power (dBm)	TX Cable loss (dB)	TX Antenna Gain (dBi)	Polarization (H/V)	Result
3812	-40.79	-13	-27.79	-56.12	-45.31	1.70	8.37	H	Pass
5723	-42.19	-13	-29.19	-63.12	-47.08	2.75	9.79	H	Pass
7627	-38.79	-13	-25.79	-65.12	-46.13	2.39	11.88	H	Pass

Band :	LTE Band 2	**Temperature :**	23~25°C
Test Mode :	3MHz QPSK RB Size 1 Offset 0	**Relative Humidity :**	46~48%
Test Engineer :	Eric Shih, Ken Wu, and Derreck Chen	**Polarization :**	Vertical
Remark :	Spurious emissions within 30-10th harmonic were found more than 20dB below limit line.		

Frequency (MHz)	EIRP (dBm)	Limit (dBm)	Over Limit (dB)	SPA Reading (dBm)	S.G. Power (dBm)	TX Cable loss (dB)	TX Antenna Gain (dBi)	Polarization (H/V)	Result
3812	-38.59	-13	-25.59	-54.76	-43.11	1.70	8.37	V	Pass
5723	-39.49	-13	-26.49	-60.4	-44.38	2.75	9.79	V	Pass
7624	-39.29	-13	-26.29	-65.71	-46.63	2.39	11.87	V	Pass

<Low Channel>

Band :	LTE Band 2	**Temperature :**	23~25°C
Test Mode :	5MHz QPSK RB Size 1 Offset 0	**Relative Humidity :**	46~48%
Test Engineer :	Eric Shih, Ken Wu, and Derreck Chen	**Polarization :**	Horizontal
Remark :	Spurious emissions within 30-10th harmonic were found more than 20dB below limit line.		

Frequency (MHz)	EIRP (dBm)	Limit (dBm)	Over Limit (dB)	SPA Reading (dBm)	S.G. Power (dBm)	TX Cable loss (dB)	TX Antenna Gain (dBi)	Polarization (H/V)	Result
3700	-43.36	-13	-30.36	-58.61	-49.93	1.67	8.24	H	Pass
5550	-41.15	-13	-28.15	-60.66	-48.22	2.65	9.72	H	Pass
7400	-41.07	-13	-28.07	-66.93	-50.21	2.46	11.60	H	Pass

Band :	LTE Band 2	**Temperature :**	23~25°C
Test Mode :	5MHz QPSK RB Size 1 Offset 0	**Relative Humidity :**	46~48%
Test Engineer :	Eric Shih, Ken Wu, and Derreck Chen	**Polarization :**	Vertical
Remark :	Spurious emissions within 30-10th harmonic were found more than 20dB below limit line.		

Frequency (MHz)	EIRP (dBm)	Limit (dBm)	Over Limit (dB)	SPA Reading (dBm)	S.G. Power (dBm)	TX Cable loss (dB)	TX Antenna Gain (dBi)	Polarization (H/V)	Result
3700	-46.64	-13	-33.64	-62.49	-53.21	1.67	8.24	V	Pass
5550	-42.76	-13	-29.76	-62.38	-49.83	2.65	9.72	V	Pass
7400	-41.18	-13	-28.18	-67.69	-50.32	2.46	11.60	V	Pass

<Middle Channel>

Band :	LTE Band 2	**Temperature :**	23~25°C
Test Mode :	5MHz QPSK RB Size 1 Offset 0	**Relative Humidity :**	46~48%
Test Engineer :	Eric Shih, Ken Wu, and Derreck Chen	**Polarization :**	Horizontal
Remark :	Spurious emissions within 30-10th harmonic were found more than 20dB below limit line.		

Frequency (MHz)	EIRP (dBm)	Limit (dBm)	Over Limit (dB)	SPA Reading (dBm)	S.G. Power (dBm)	TX Cable loss (dB)	TX Antenna Gain (dBi)	Polarization (H/V)	Result
3756	-39.77	-13	-26.77	-54.42	-46.39	1.68	8.31	H	Pass
5632	-41.12	-13	-28.12	-61.7	-48.17	2.70	9.75	H	Pass
7508	-39.70	-13	-26.70	-66.96	-49.08	2.43	11.80	H	Pass

Band :	LTE Band 2	**Temperature :**	23~25°C
Test Mode :	5MHz QPSK RB Size 1 Offset 0	**Relative Humidity :**	46~48%
Test Engineer :	Eric Shih, Ken Wu, and Derreck Chen	**Polarization :**	Vertical
Remark :	Spurious emissions within 30-10th harmonic were found more than 20dB below limit line.		

Frequency (MHz)	EIRP (dBm)	Limit (dBm)	Over Limit (dB)	SPA Reading (dBm)	S.G. Power (dBm)	TX Cable loss (dB)	TX Antenna Gain (dBi)	Polarization (H/V)	Result
3756	-42.72	-13	-29.72	-58.41	-49.34	1.68	8.31	V	Pass
5632	-41.46	-13	-28.46	-61.79	-48.51	2.70	9.75	V	Pass
7508	-39.39	-13	-26.39	-66.94	-48.77	2.43	11.80	V	Pass

<High Channel>

Band :	LTE Band 2	**Temperature :**	23~25°C
Test Mode :	5MHz QPSK RB Size 1 Offset 0	**Relative Humidity :**	46~48%
Test Engineer :	Eric Shih, Ken Wu, and Derreck Chen	**Polarization :**	Horizontal
Remark :	Spurious emissions within 30-10th harmonic were found more than 20dB below limit line.		

Frequency (MHz)	EIRP (dBm)	Limit (dBm)	Over Limit (dB)	SPA Reading (dBm)	S.G. Power (dBm)	TX Cable loss (dB)	TX Antenna Gain (dBi)	Polarization (H/V)	Result
3810	-42.69	-13	-29.69	-57.76	-47.21	1.70	8.37	H	Pass
5715	-40.14	-13	-27.14	-60.67	-45.03	2.75	9.79	H	Pass
7620	-39.06	-13	-26.06	-65.47	-46.39	2.39	11.87	H	Pass

Band :	LTE Band 2	**Temperature :**	23~25°C
Test Mode :	5MHz QPSK RB Size 1 Offset 0	**Relative Humidity :**	46~48%
Test Engineer :	Eric Shih, Ken Wu, and Derreck Chen	**Polarization :**	Vertical
Remark :	Spurious emissions within 30-10th harmonic were found more than 20dB below limit line.		

Frequency (MHz)	EIRP (dBm)	Limit (dBm)	Over Limit (dB)	SPA Reading (dBm)	S.G. Power (dBm)	TX Cable loss (dB)	TX Antenna Gain (dBi)	Polarization (H/V)	Result
3810	-42.76	-13	-29.76	-59.21	-47.28	1.70	8.37	V	Pass
5715	-42.94	-13	-29.94	-62.91	-47.83	2.75	9.79	V	Pass
7620	-41.88	-13	-28.88	-67.63	-49.21	2.39	11.87	V	Pass

<Low Channel>

Band :	LTE Band 2	**Temperature :**	23~25°C
Test Mode :	10MHz QPSK RB Size 1 Offset 0	**Relative Humidity :**	46~48%
Test Engineer :	Eric Shih, Ken Wu, and Derreck Chen	**Polarization :**	Horizontal
Remark :	Spurious emissions within 30-10th harmonic were found more than 20dB below limit line.		

Frequency (MHz)	EIRP (dBm)	Limit (dBm)	Over Limit (dB)	SPA Reading (dBm)	S.G. Power (dBm)	TX Cable loss (dB)	TX Antenna Gain (dBi)	Polarization (H/V)	Result
3700	-45.36	-13	-32.36	-59.78	-51.93	1.67	8.24	H	Pass
5548	-39.62	-13	-26.62	-59.77	-46.69	2.65	9.72	H	Pass
7400	-40.98	-13	-27.98	-67.68	-50.12	2.46	11.60	H	Pass

Band :	LTE Band 2	**Temperature :**	23~25°C
Test Mode :	10MHz QPSK RB Size 1 Offset 0	**Relative Humidity :**	46~48%
Test Engineer :	Eric Shih, Ken Wu, and Derreck Chen	**Polarization :**	Vertical
Remark :	Spurious emissions within 30-10th harmonic were found more than 20dB below limit line.		

Frequency (MHz)	EIRP (dBm)	Limit (dBm)	Over Limit (dB)	SPA Reading (dBm)	S.G. Power (dBm)	TX Cable loss (dB)	TX Antenna Gain (dBi)	Polarization (H/V)	Result
3700	-46.64	-13	-33.64	-62.26	-53.21	1.67	8.24	V	Pass
5550	-41.21	-13	-28.21	-60.9	-48.28	2.65	9.72	V	Pass
7400	-40.07	-13	-27.07	-66.74	-49.21	2.46	11.60	V	Pass

<Middle Channel>

Band :	LTE Band 2	**Temperature :**	23~25°C
Test Mode :	10MHz QPSK RB Size 1 Offset 0	**Relative Humidity :**	46~48%
Test Engineer :	Eric Shih, Ken Wu, and Derreck Chen	**Polarization :**	Horizontal
Remark :	Spurious emissions within 30-10th harmonic were found more than 20dB below limit line.		

Frequency (MHz)	EIRP (dBm)	Limit (dBm)	Over Limit (dB)	SPA Reading (dBm)	S.G. Power (dBm)	TX Cable loss (dB)	TX Antenna Gain (dBi)	Polarization (H/V)	Result
3750	-44.42	-13	-31.42	-59.71	-51.04	1.68	8.30	H	Pass
5625	-40.93	-13	-27.93	-61.61	-47.98	2.70	9.75	H	Pass
7500	-40.46	-13	-27.46	-67.69	-49.83	2.43	11.80	H	Pass

Band :	LTE Band 2	**Temperature :**	23~25°C
Test Mode :	10MHz QPSK RB Size 1 Offset 0	**Relative Humidity :**	46~48%
Test Engineer :	Eric Shih, Ken Wu, and Derreck Chen	**Polarization :**	Vertical
Remark :	Spurious emissions within 30-10th harmonic were found more than 20dB below limit line.		

Frequency (MHz)	EIRP (dBm)	Limit (dBm)	Over Limit (dB)	SPA Reading (dBm)	S.G. Power (dBm)	TX Cable loss (dB)	TX Antenna Gain (dBi)	Polarization (H/V)	Result
3750	-38.50	-13	-25.50	-54.42	-45.12	1.68	8.30	V	Pass
5625	-42.16	-13	-29.16	-62.01	-49.21	2.70	9.75	V	Pass
7500	-40.96	-13	-27.96	-67.37	-50.33	2.43	11.80	V	Pass

<High Channel>

Band :	LTE Band 2	**Temperature :**	23~25°C
Test Mode :	10MHz QPSK RB Size 1 Offset 0	**Relative Humidity :**	46~48%
Test Engineer :	Eric Shih, Ken Wu, and Derreck Chen	**Polarization :**	Horizontal
Remark :	Spurious emissions within 30-10th harmonic were found more than 20dB below limit line.		

Frequency (MHz)	EIRP (dBm)	Limit (dBm)	Over Limit (dB)	SPA Reading (dBm)	S.G. Power (dBm)	TX Cable loss (dB)	TX Antenna Gain (dBi)	Polarization (H/V)	Result
3800	-45.42	-13	-32.42	-60.22	-49.93	1.70	8.36	H	Pass
5700	-40.94	-13	-27.94	-61.01	-45.83	2.74	9.78	H	Pass
7600	-39.08	-13	-26.08	-65.58	-46.39	2.40	11.86	H	Pass

Band :	LTE Band 2	**Temperature :**	23~25°C
Test Mode :	10MHz QPSK RB Size 1 Offset 0	**Relative Humidity :**	46~48%
Test Engineer :	Eric Shih, Ken Wu, and Derreck Chen	**Polarization :**	Vertical
Remark :	Spurious emissions within 30-10th harmonic were found more than 20dB below limit line.		

Frequency (MHz)	EIRP (dBm)	Limit (dBm)	Over Limit (dB)	SPA Reading (dBm)	S.G. Power (dBm)	TX Cable loss (dB)	TX Antenna Gain (dBi)	Polarization (H/V)	Result
3800	-45.61	-13	-32.61	-61.34	-50.12	1.70	8.36	V	Pass
5700	-40.80	-13	-27.80	-61.26	-45.69	2.74	9.78	V	Pass
7600	-41.52	-13	-28.52	-67.32	-48.83	2.40	11.86	V	Pass

<Low Channel>

Band :	LTE Band 2	**Temperature :**	23~25°C
Test Mode :	15MHz QPSK RB Size 1 Offset 0	**Relative Humidity :**	46~48%
Test Engineer :	Eric Shih, Ken Wu, and Derreck Chen	**Polarization :**	Horizontal
Remark :	Spurious emissions within 30-10th harmonic were found more than 20dB below limit line.		

Frequency (MHz)	EIRP (dBm)	Limit (dBm)	Over Limit (dB)	SPA Reading (dBm)	S.G. Power (dBm)	TX Cable loss (dB)	TX Antenna Gain (dBi)	Polarization (H/V)	Result
3700	-45.36	-13	-32.36	-60.13	-51.93	1.67	8.24	H	Pass
5550	-41.86	-13	-28.86	-61.55	-48.93	2.65	9.72	H	Pass
7400	-39.25	-13	-26.25	-66.24	-48.39	2.46	11.60	H	Pass

Band :	LTE Band 2	**Temperature :**	23~25°C
Test Mode :	15MHz QPSK RB Size 1 Offset 0	**Relative Humidity :**	46~48%
Test Engineer :	Eric Shih, Ken Wu, and Derreck Chen	**Polarization :**	Vertical
Remark :	Spurious emissions within 30-10th harmonic were found more than 20dB below limit line.		

Frequency (MHz)	EIRP (dBm)	Limit (dBm)	Over Limit (dB)	SPA Reading (dBm)	S.G. Power (dBm)	TX Cable loss (dB)	TX Antenna Gain (dBi)	Polarization (H/V)	Result
3700	-50.71	-13	-37.71	-66.63	-57.28	1.67	8.24	V	Pass
5550	-49.32	-13	-36.32	-69.44	-56.39	2.65	9.72	V	Pass
7400	-42.69	-13	-29.69	-68.87	-51.83	2.46	11.60	V	Pass

<Middle Channel>

Band :	LTE Band 2	**Temperature :**	23~25°C
Test Mode :	15MHz QPSK RB Size 1 Offset 0	**Relative Humidity :**	46~48%
Test Engineer :	Eric Shih, Ken Wu, and Derreck Chen	**Polarization :**	Horizontal
Remark :	Spurious emissions within 30-10th harmonic were found more than 20dB below limit line.		

Frequency (MHz)	EIRP (dBm)	Limit (dBm)	Over Limit (dB)	SPA Reading (dBm)	S.G. Power (dBm)	TX Cable loss (dB)	TX Antenna Gain (dBi)	Polarization (H/V)	Result
3749	-43.70	-13	-30.70	-58.77	-50.32	1.68	8.30	H	Pass
5618	-40.23	-13	-27.23	-60.32	-47.28	2.69	9.75	H	Pass
7490	-40.34	-13	-27.34	-67.65	-49.69	2.43	11.78	H	Pass

Band :	LTE Band 2	**Temperature :**	23~25°C
Test Mode :	15MHz QPSK RB Size 1 Offset 0	**Relative Humidity :**	46~48%
Test Engineer :	Eric Shih, Ken Wu, and Derreck Chen	**Polarization :**	Vertical
Remark :	Spurious emissions within 30-10th harmonic were found more than 20dB below limit line.		

Frequency (MHz)	EIRP (dBm)	Limit (dBm)	Over Limit (dB)	SPA Reading (dBm)	S.G. Power (dBm)	TX Cable loss (dB)	TX Antenna Gain (dBi)	Polarization (H/V)	Result
3749	-45.41	-13	-32.41	-61.95	-52.03	1.68	8.30	V	Pass
5618	-40.88	-13	-27.88	-60.99	-47.93	2.69	9.75	V	Pass
7490	-40.97	-13	-27.97	-67.9	-50.32	2.43	11.78	V	Pass

<High Channel>

Band :	LTE Band 2	**Temperature :**	23~25°C
Test Mode :	15MHz QPSK RB Size 1 Offset 0	**Relative Humidity :**	46~48%
Test Engineer :	Eric Shih, Ken Wu, and Derreck Chen	**Polarization :**	Horizontal
Remark :	Spurious emissions within 30-10th harmonic were found more than 20dB below limit line.		

Frequency (MHz)	EIRP (dBm)	Limit (dBm)	Over Limit (dB)	SPA Reading (dBm)	S.G. Power (dBm)	TX Cable loss (dB)	TX Antenna Gain (dBi)	Polarization (H/V)	Result
3790	-46.89	-13	-33.89	-62.06	-51.39	1.70	8.35	H	Pass
5685	-38.12	-13	-25.12	-58.41	-43.01	2.73	9.77	H	Pass
7580	-34.92	-13	-21.92	-61.58	-42.21	2.40	11.85	H	Pass

Band :	LTE Band 2	**Temperature :**	23~25°C
Test Mode :	15MHz QPSK RB Size 1 Offset 0	**Relative Humidity :**	46~48%
Test Engineer :	Eric Shih, Ken Wu, and Derreck Chen	**Polarization :**	Vertical
Remark :	Spurious emissions within 30-10th harmonic were found more than 20dB below limit line.		

Frequency (MHz)	EIRP (dBm)	Limit (dBm)	Over Limit (dB)	SPA Reading (dBm)	S.G. Power (dBm)	TX Cable loss (dB)	TX Antenna Gain (dBi)	Polarization (H/V)	Result
3790	-41.71	-13	-28.71	-57.47	-46.21	1.70	8.35	V	Pass
5685	-37.07	-13	-24.07	-57.77	-41.96	2.73	9.77	V	Pass
7580	-38.62	-13	-25.62	-65.12	-45.91	2.40	11.85	V	Pass

<Low Channel>

Band :	LTE Band 2	**Temperature :**	23~25°C
Test Mode :	20MHz QPSK RB Size 1 Offset 0	**Relative Humidity :**	46~48%
Test Engineer :	Eric Shih, Ken Wu, and Derreck Chen	**Polarization :**	Horizontal
Remark :	Spurious emissions within 30-10th harmonic were found more than 20dB below limit line.		

Frequency (MHz)	EIRP (dBm)	Limit (dBm)	Over Limit (dB)	SPA Reading (dBm)	S.G. Power (dBm)	TX Cable loss (dB)	TX Antenna Gain (dBi)	Polarization (H/V)	Result
3700	-45.55	-13	-32.55	-60.3	-52.12	1.67	8.24	H	Pass
5550	-33.24	-13	-20.24	-53.03	-40.31	2.65	9.72	H	Pass
7400	-40.69	-13	-27.69	-67.12	-49.83	2.46	11.60	H	Pass

Band :	LTE Band 2	**Temperature :**	23~25°C
Test Mode :	20MHz QPSK RB Size 1 Offset 0	**Relative Humidity :**	46~48%
Test Engineer :	Eric Shih, Ken Wu, and Derreck Chen	**Polarization :**	Vertical
Remark :	Spurious emissions within 30-10th harmonic were found more than 20dB below limit line.		

Frequency (MHz)	EIRP (dBm)	Limit (dBm)	Over Limit (dB)	SPA Reading (dBm)	S.G. Power (dBm)	TX Cable loss (dB)	TX Antenna Gain (dBi)	Polarization (H/V)	Result
3700	-45.45	-13	-32.45	-61.12	-52.02	1.67	8.24	V	Pass
5550	-41.20	-13	-28.20	-61.35	-48.27	2.65	9.72	V	Pass
7400	-39.18	-13	-26.18	-66.27	-48.32	2.46	11.60	V	Pass

<Middle Channel>

Band :	LTE Band 2	**Temperature :**	23~25°C
Test Mode :	20MHz QPSK RB Size 1 Offset 0	**Relative Humidity :**	46~48%
Test Engineer :	Eric Shih, Ken Wu, and Derreck Chen	**Polarization :**	Horizontal
Remark :	Spurious emissions within 30-10th harmonic were found more than 20dB below limit line.		

Frequency (MHz)	EIRP (dBm)	Limit (dBm)	Over Limit (dB)	SPA Reading (dBm)	S.G. Power (dBm)	TX Cable loss (dB)	TX Antenna Gain (dBi)	Polarization (H/V)	Result
3740	-46.70	-13	-33.70	-61.77	-53.31	1.68	8.29	H	Pass
5610	-42.80	-13	-29.80	-62.63	-49.86	2.69	9.74	H	Pass
7480	-39.89	-13	-26.89	-67.33	-49.21	2.44	11.76	H	Pass

Band :	LTE Band 2	**Temperature :**	23~25°C
Test Mode :	20MHz QPSK RB Size 1 Offset 0	**Relative Humidity :**	46~48%
Test Engineer :	Eric Shih, Ken Wu, and Derreck Chen	**Polarization :**	Vertical
Remark :	Spurious emissions within 30-10th harmonic were found more than 20dB below limit line.		

Frequency (MHz)	EIRP (dBm)	Limit (dBm)	Over Limit (dB)	SPA Reading (dBm)	S.G. Power (dBm)	TX Cable loss (dB)	TX Antenna Gain (dBi)	Polarization (H/V)	Result
3740	-46.78	-13	-33.78	-62.41	-53.39	1.68	8.29	V	Pass
5610	-42.05	-13	-29.05	-61.93	-49.11	2.69	9.74	V	Pass
7480	-40.00	-13	-27.00	-67.13	-49.32	2.44	11.76	V	Pass

<High Channel>

Band :	LTE Band 2	**Temperature :**	23~25°C
Test Mode :	20MHz QPSK RB Size 1 Offset 0	**Relative Humidity :**	46~48%
Test Engineer :	Eric Shih, Ken Wu, and Derreck Chen	**Polarization :**	Horizontal
Remark :	Spurious emissions within 30-10th harmonic were found more than 20dB below limit line.		

Frequency (MHz)	EIRP (dBm)	Limit (dBm)	Over Limit (dB)	SPA Reading (dBm)	S.G. Power (dBm)	TX Cable loss (dB)	TX Antenna Gain (dBi)	Polarization (H/V)	Result
3784	-48.71	-13	-35.71	-64.12	-53.21	1.69	8.34	H	Pass
5674	-37.58	-13	-24.58	-58.09	-42.47	2.73	9.77	H	Pass
7564	-34.93	-13	-21.93	-61.34	-42.21	2.41	11.84	H	Pass

Band :	LTE Band 2	**Temperature :**	23~25°C
Test Mode :	20MHz QPSK RB Size 1 Offset 0	**Relative Humidity :**	46~48%
Test Engineer :	Eric Shih, Ken Wu, and Derreck Chen	**Polarization :**	Vertical
Remark :	Spurious emissions within 30-10th harmonic were found more than 20dB below limit line.		

Frequency (MHz)	EIRP (dBm)	Limit (dBm)	Over Limit (dB)	SPA Reading (dBm)	S.G. Power (dBm)	TX Cable loss (dB)	TX Antenna Gain (dBi)	Polarization (H/V)	Result
3780	-45.79	-13	-32.79	-62.15	-50.28	1.69	8.34	V	Pass
5670	-37.31	-13	-24.31	-58.41	-42.21	2.72	9.77	V	Pass
7560	-42.05	-13	-29.05	-68.19	-49.33	2.41	11.84	V	Pass

<Low Channel>

Band :	LTE Band 4	**Temperature :**	23~25°C
Test Mode :	1.4MHz QPSK RB Size 1 Offset 0	**Relative Humidity :**	46~48%
Test Engineer :	Eric Shih, Ken Wu, and Derreck Chen	**Polarization :**	Horizontal
Remark :	Spurious emissions within 30-10th harmonic were found more than 20dB below limit line.		

Frequency (MHz)	EIRP (dBm)	Limit (dBm)	Over Limit (dB)	SPA Reading (dBm)	S.G. Power (dBm)	TX Cable loss (dB)	TX Antenna Gain (dBi)	Polarization (H/V)	Result
3420	-44.93	-13	-31.93	-59.29	-51	1.58	7.65	H	Pass
5128	-39.21	-13	-26.21	-57.82	-46.5	2.41	9.70	H	Pass
6843	-37.63	-13	-24.63	-63.72	-45.6	2.64	10.61	H	Pass

Band :	LTE Band 4	**Temperature :**	23~25°C
Test Mode :	1.4MHz QPSK RB Size 1 Offset 0	**Relative Humidity :**	46~48%
Test Engineer :	Eric Shih, Ken Wu, and Derreck Chen	**Polarization :**	Vertical
Remark :	Spurious emissions within 30-10th harmonic were found more than 20dB below limit line.		

Frequency (MHz)	EIRP (dBm)	Limit (dBm)	Over Limit (dB)	SPA Reading (dBm)	S.G. Power (dBm)	TX Cable loss (dB)	TX Antenna Gain (dBi)	Polarization (H/V)	Result
3420	-43.13	-13	-30.13	-59.02	-49.2	1.58	7.65	V	Pass
5130	-38.31	-13	-25.31	-57.03	-45.6	2.41	9.70	V	Pass
6840	-41.83	-13	-28.83	-66.99	-49.8	2.64	10.61	V	Pass

<Middle Channel>

Band :	LTE Band 4	**Temperature :**	23~25°C
Test Mode :	1.4MHz QPSK RB Size 1 Offset 0	**Relative Humidity :**	46~48%
Test Engineer :	Eric Shih, Ken Wu, and Derreck Chen	**Polarization :**	Horizontal
Remark :	Spurious emissions within 30-10th harmonic were found more than 20dB below limit line.		

Frequency (MHz)	EIRP (dBm)	Limit (dBm)	Over Limit (dB)	SPA Reading (dBm)	S.G. Power (dBm)	TX Cable loss (dB)	TX Antenna Gain (dBi)	Polarization (H/V)	Result
3462	-44.96	-13	-31.96	-59.72	-51.2	1.59	7.83	H	Pass
5198	-41.85	-13	-28.85	-60.76	-49.1	2.45	9.70	H	Pass
6927	-40.40	-13	-27.40	-66.98	-48.5	2.61	10.71	H	Pass

Band :	LTE Band 4	**Temperature :**	23~25°C
Test Mode :	1.4MHz QPSK RB Size 1 Offset 0	**Relative Humidity :**	46~48%
Test Engineer :	Eric Shih, Ken Wu, and Derreck Chen	**Polarization :**	Vertical
Remark :	Spurious emissions within 30-10th harmonic were found more than 20dB below limit line.		

Frequency (MHz)	EIRP (dBm)	Limit (dBm)	Over Limit (dB)	SPA Reading (dBm)	S.G. Power (dBm)	TX Cable loss (dB)	TX Antenna Gain (dBi)	Polarization (H/V)	Result
3462	-42.96	-13	-29.96	-58.63	-49.2	1.59	7.83	V	Pass
5198	-43.55	-13	-30.55	-62.48	-50.8	2.45	9.70	V	Pass
6927	-41.60	-13	-28.60	-67.16	-49.7	2.61	10.71	V	Pass

<High Channel>

Band :	LTE Band 4	**Temperature :**	23~25°C
Test Mode :	1.4MHz QPSK RB Size 1 Offset 0	**Relative Humidity :**	46~48%
Test Engineer :	Eric Shih, Ken Wu, and Derreck Chen	**Polarization :**	Horizontal
Remark :	Spurious emissions within 30-10th harmonic were found more than 20dB below limit line.		

Frequency (MHz)	EIRP (dBm)	Limit (dBm)	Over Limit (dB)	SPA Reading (dBm)	S.G. Power (dBm)	TX Cable loss (dB)	TX Antenna Gain (dBi)	Polarization (H/V)	Result
3504	-48.10	-13	-35.10	-62.56	-54.5	1.61	8.00	H	Pass
5261	-40.19	-13	-27.19	-59.4	-47.4	2.49	9.70	H	Pass
7018	-36.55	-13	-23.55	-63.35	-44.8	2.58	10.84	H	Pass

Band :	LTE Band 4	**Temperature :**	23~25°C
Test Mode :	1.4MHz QPSK RB Size 1 Offset 0	**Relative Humidity :**	46~48%
Test Engineer :	Eric Shih, Ken Wu, and Derreck Chen	**Polarization :**	Vertical
Remark :	Spurious emissions within 30-10th harmonic were found more than 20dB below limit line.		

Frequency (MHz)	EIRP (dBm)	Limit (dBm)	Over Limit (dB)	SPA Reading (dBm)	S.G. Power (dBm)	TX Cable loss (dB)	TX Antenna Gain (dBi)	Polarization (H/V)	Result
3504	-48.70	-13	-35.70	-64.36	-55.1	1.61	8.00	V	Pass
5261	-40.59	-13	-27.59	-60.06	-47.8	2.49	9.70	V	Pass
7018	-38.25	-13	-25.25	-64.03	-46.5	2.58	10.84	V	Pass

<Low Channel>

Band :	LTE Band 4	**Temperature :**	23~25°C
Test Mode :	3MHz QPSK RB Size 1 Offset 0	**Relative Humidity :**	46~48%
Test Engineer :	Eric Shih, Ken Wu, and Derreck Chen	**Polarization :**	Horizontal
Remark :	Spurious emissions within 30-10th harmonic were found more than 20dB below limit line.		

Frequency (MHz)	EIRP (dBm)	Limit (dBm)	Over Limit (dB)	SPA Reading (dBm)	S.G. Power (dBm)	TX Cable loss (dB)	TX Antenna Gain (dBi)	Polarization (H/V)	Result
3420	-45.33	-13	-32.33	-59.65	-51.4	1.58	7.65	H	Pass
5128	-38.61	-13	-25.61	-57.39	-45.9	2.41	9.70	H	Pass
6843	-39.23	-13	-26.23	-65.15	-47.2	2.64	10.61	H	Pass

Band :	LTE Band 4	**Temperature :**	23~25°C
Test Mode :	3MHz QPSK RB Size 1 Offset 0	**Relative Humidity :**	46~48%
Test Engineer :	Eric Shih, Ken Wu, and Derreck Chen	**Polarization :**	Vertical
Remark :	Spurious emissions within 30-10th harmonic were found more than 20dB below limit line.		

Frequency (MHz)	EIRP (dBm)	Limit (dBm)	Over Limit (dB)	SPA Reading (dBm)	S.G. Power (dBm)	TX Cable loss (dB)	TX Antenna Gain (dBi)	Polarization (H/V)	Result
3420	-42.43	-13	-29.43	-58.06	-48.5	1.58	7.65	V	Pass
5128	-37.91	-13	-24.91	-56.66	-45.2	2.41	9.70	V	Pass
6840	-41.93	-13	-28.93	-67.02	-49.9	2.64	10.61	V	Pass

<Middle Channel>

Band :	LTE Band 4	**Temperature :**	23~25°C
Test Mode :	3MHz QPSK RB Size 1 Offset 0	**Relative Humidity :**	46~48%
Test Engineer :	Eric Shih, Ken Wu, and Derreck Chen	**Polarization :**	Horizontal
Remark :	Spurious emissions within 30-10th harmonic were found more than 20dB below limit line.		

Frequency (MHz)	EIRP (dBm)	Limit (dBm)	Over Limit (dB)	SPA Reading (dBm)	S.G. Power (dBm)	TX Cable loss (dB)	TX Antenna Gain (dBi)	Polarization (H/V)	Result
3462	-45.06	-13	-32.06	-59.46	-51.3	1.59	7.83	H	Pass
5191	-40.95	-13	-27.95	-59.98	-48.2	2.45	9.70	H	Pass
6924	-40.51	-13	-27.51	-67.09	-48.6	2.62	10.71	H	Pass

Band :	LTE Band 4	**Temperature :**	23~25°C
Test Mode :	3MHz QPSK RB Size 1 Offset 0	**Relative Humidity :**	46~48%
Test Engineer :	Eric Shih, Ken Wu, and Derreck Chen	**Polarization :**	Vertical
Remark :	Spurious emissions within 30-10th harmonic were found more than 20dB below limit line.		

Frequency (MHz)	EIRP (dBm)	Limit (dBm)	Over Limit (dB)	SPA Reading (dBm)	S.G. Power (dBm)	TX Cable loss (dB)	TX Antenna Gain (dBi)	Polarization (H/V)	Result
3462	-40.86	-13	-27.86	-56.33	-47.1	1.59	7.83	V	Pass
5191	-40.25	-13	-27.25	-59.23	-47.5	2.45	9.70	V	Pass
6924	-41.81	-13	-28.81	-67.21	-49.9	2.62	10.71	V	Pass

<High Channel>

Band :	LTE Band 4	**Temperature :**	23~25°C
Test Mode :	3MHz QPSK RB Size 1 Offset 0	**Relative Humidity :**	46~48%
Test Engineer :	Eric Shih, Ken Wu, and Derreck Chen	**Polarization :**	Horizontal
Remark :	Spurious emissions within 30-10th harmonic were found more than 20dB below limit line.		

Frequency (MHz)	EIRP (dBm)	Limit (dBm)	Over Limit (dB)	SPA Reading (dBm)	S.G. Power (dBm)	TX Cable loss (dB)	TX Antenna Gain (dBi)	Polarization (H/V)	Result
3504	-48.70	-13	-35.70	-63.17	-55.1	1.61	8.00	H	Pass
5254	-42.48	-13	-29.48	-61.34	-49.7	2.48	9.70	H	Pass
7011	-38.06	-13	-25.06	-64.31	-46.3	2.59	10.82	H	Pass

Band :	LTE Band 4	**Temperature :**	23~25°C
Test Mode :	3MHz QPSK RB Size 1 Offset 0	**Relative Humidity :**	46~48%
Test Engineer :	Eric Shih, Ken Wu, and Derreck Chen	**Polarization :**	Vertical
Remark :	Spurious emissions within 30-10th harmonic were found more than 20dB below limit line.		

Frequency (MHz)	EIRP (dBm)	Limit (dBm)	Over Limit (dB)	SPA Reading (dBm)	S.G. Power (dBm)	TX Cable loss (dB)	TX Antenna Gain (dBi)	Polarization (H/V)	Result
3504	-46.90	-13	-33.90	-62.54	-53.3	1.61	8.00	V	Pass
5254	-39.98	-13	-26.98	-58.85	-47.2	2.48	9.70	V	Pass
7008	-40.97	-13	-27.97	-66.53	-49.2	2.59	10.82	V	Pass

<Low Channel>

Band :	LTE Band 4	**Temperature :**	23~25°C
Test Mode :	5MHz QPSK RB Size 1 Offset 0	**Relative Humidity :**	46~48%
Test Engineer :	Eric Shih, Ken Wu, and Derreck Chen	**Polarization :**	Horizontal
Remark :	Spurious emissions within 30-10th harmonic were found more than 20dB below limit line.		

Frequency (MHz)	EIRP (dBm)	Limit (dBm)	Over Limit (dB)	SPA Reading (dBm)	S.G. Power (dBm)	TX Cable loss (dB)	TX Antenna Gain (dBi)	Polarization (H/V)	Result
3420	-46.03	-13	-33.03	-60.32	-52.1	1.58	7.65	H	Pass
5128	-39.91	-13	-26.91	-58.69	-47.2	2.41	9.70	H	Pass
6840	-39.33	-13	-26.33	-65.46	-47.3	2.64	10.61	H	Pass

Band :	LTE Band 4	**Temperature :**	23~25°C
Test Mode :	5MHz QPSK RB Size 1 Offset 0	**Relative Humidity :**	46~48%
Test Engineer :	Eric Shih, Ken Wu, and Derreck Chen	**Polarization :**	Vertical
Remark :	Spurious emissions within 30-10th harmonic were found more than 20dB below limit line.		

Frequency (MHz)	EIRP (dBm)	Limit (dBm)	Over Limit (dB)	SPA Reading (dBm)	S.G. Power (dBm)	TX Cable loss (dB)	TX Antenna Gain (dBi)	Polarization (H/V)	Result
3420	-41.03	-13	-28.03	-56.98	-47.1	1.58	7.65	V	Pass
5128	-38.41	-13	-25.41	-57.07	-45.7	2.41	9.70	V	Pass
6843	-39.83	-13	-26.83	-65.13	-47.8	2.64	10.61	V	Pass

<Middle Channel>

Band :	LTE Band 4	**Temperature :**	23~25°C
Test Mode :	5MHz QPSK RB Size 1 Offset 0	**Relative Humidity :**	46~48%
Test Engineer :	Eric Shih, Ken Wu, and Derreck Chen	**Polarization :**	Horizontal
Remark :	Spurious emissions within 30-10th harmonic were found more than 20dB below limit line.		

Frequency (MHz)	EIRP (dBm)	Limit (dBm)	Over Limit (dB)	SPA Reading (dBm)	S.G. Power (dBm)	TX Cable loss (dB)	TX Antenna Gain (dBi)	Polarization (H/V)	Result
3462	-45.56	-13	-32.56	-60.01	-51.8	1.59	7.83	H	Pass
5191	-40.25	-13	-27.25	-59.55	-47.5	2.45	9.70	H	Pass
6920	-40.61	-13	-27.61	-66.18	-48.7	2.62	10.70	H	Pass

Band :	LTE Band 4	**Temperature :**	23~25°C
Test Mode :	5MHz QPSK RB Size 1 Offset 0	**Relative Humidity :**	46~48%
Test Engineer :	Eric Shih, Ken Wu, and Derreck Chen	**Polarization :**	Vertical
Remark :	Spurious emissions within 30-10th harmonic were found more than 20dB below limit line.		

Frequency (MHz)	EIRP (dBm)	Limit (dBm)	Over Limit (dB)	SPA Reading (dBm)	S.G. Power (dBm)	TX Cable loss (dB)	TX Antenna Gain (dBi)	Polarization (H/V)	Result
3462	-40.26	-13	-27.26	-55.91	-46.5	1.59	7.83	V	Pass
5191	-39.35	-13	-26.35	-58.47	-46.6	2.45	9.70	V	Pass
6920	-42.11	-13	-29.11	-67.48	-50.2	2.62	10.70	V	Pass

<High Channel>

Band :	LTE Band 4	**Temperature :**	23~25°C
Test Mode :	5MHz QPSK RB Size 1 Offset 0	**Relative Humidity :**	46~48%
Test Engineer :	Eric Shih, Ken Wu, and Derreck Chen	**Polarization :**	Horizontal
Remark :	Spurious emissions within 30-10th harmonic were found more than 20dB below limit line.		

Frequency (MHz)	EIRP (dBm)	Limit (dBm)	Over Limit (dB)	SPA Reading (dBm)	S.G. Power (dBm)	TX Cable loss (dB)	TX Antenna Gain (dBi)	Polarization (H/V)	Result
3497	-48.72	-13	-35.72	-63.06	-55.1	1.60	7.99	H	Pass
5254	-40.88	-13	-27.88	-60.02	-48.1	2.48	9.70	H	Pass
7004	-39.38	-13	-26.38	-65.97	-47.6	2.59	10.81	H	Pass

Band :	LTE Band 4	**Temperature :**	23~25°C
Test Mode :	5MHz QPSK RB Size 1 Offset 0	**Relative Humidity :**	46~48%
Test Engineer :	Eric Shih, Ken Wu, and Derreck Chen	**Polarization :**	Vertical
Remark :	Spurious emissions within 30-10th harmonic were found more than 20dB below limit line.		

Frequency (MHz)	EIRP (dBm)	Limit (dBm)	Over Limit (dB)	SPA Reading (dBm)	S.G. Power (dBm)	TX Cable loss (dB)	TX Antenna Gain (dBi)	Polarization (H/V)	Result
3497	-46.72	-13	-33.72	-62.27	-53.1	1.60	7.99	V	Pass
5247	-39.58	-13	-26.58	-58.83	-46.8	2.48	9.70	V	Pass
7004	-39.18	-13	-26.18	-64.9	-47.4	2.59	10.81	V	Pass

<Low Channel>

Band :	LTE Band 4	**Temperature :**	23~25°C
Test Mode :	10MHz QPSK RB Size 1 Offset 0	**Relative Humidity :**	46~48%
Test Engineer :	Eric Shih, Ken Wu, and Derreck Chen	**Polarization :**	Horizontal
Remark :	Spurious emissions within 30-10th harmonic were found more than 20dB below limit line.		

Frequency (MHz)	EIRP (dBm)	Limit (dBm)	Over Limit (dB)	SPA Reading (dBm)	S.G. Power (dBm)	TX Cable loss (dB)	TX Antenna Gain (dBi)	Polarization (H/V)	Result
3420	-46.93	-13	-33.93	-61.29	-53	1.58	7.65	H	Pass
5128	-40.31	-13	-27.31	-58.94	-47.6	2.41	9.70	H	Pass
6843	-38.93	-13	-25.93	-64.89	-46.9	2.64	10.61	H	Pass

Band :	LTE Band 4	**Temperature :**	23~25°C
Test Mode :	10MHz QPSK RB Size 1 Offset 0	**Relative Humidity :**	46~48%
Test Engineer :	Eric Shih, Ken Wu, and Derreck Chen	**Polarization :**	Vertical
Remark :	Spurious emissions within 30-10th harmonic were found more than 20dB below limit line.		

Frequency (MHz)	EIRP (dBm)	Limit (dBm)	Over Limit (dB)	SPA Reading (dBm)	S.G. Power (dBm)	TX Cable loss (dB)	TX Antenna Gain (dBi)	Polarization (H/V)	Result
3420	-41.03	-13	-28.03	-56.82	-47.1	1.58	7.65	V	Pass
5128	-37.81	-13	-24.81	-56.41	-45.1	2.41	9.70	V	Pass
6840	-41.83	-13	-28.83	-66.86	-49.8	2.64	10.61	V	Pass

<Middle Channel>

Band :	LTE Band 4	**Temperature :**	23~25°C
Test Mode :	10MHz QPSK RB Size 1 Offset 0	**Relative Humidity :**	46~48%
Test Engineer :	Eric Shih, Ken Wu, and Derreck Chen	**Polarization :**	Horizontal
Remark :	Spurious emissions within 30-10th harmonic were found more than 20dB below limit line.		

Frequency (MHz)	EIRP (dBm)	Limit (dBm)	Over Limit (dB)	SPA Reading (dBm)	S.G. Power (dBm)	TX Cable loss (dB)	TX Antenna Gain (dBi)	Polarization (H/V)	Result
3455	-45.29	-13	-32.29	-59.67	-51.5	1.59	7.80	H	Pass
5184	-41.94	-13	-28.94	-60.85	-49.2	2.44	9.70	H	Pass
6913	-40.42	-13	-27.42	-66.8	-48.5	2.62	10.70	H	Pass

Band :	LTE Band 4	**Temperature :**	23~25°C
Test Mode :	10MHz QPSK RB Size 1 Offset 0	**Relative Humidity :**	46~48%
Test Engineer :	Eric Shih, Ken Wu, and Derreck Chen	**Polarization :**	Vertical
Remark :	Spurious emissions within 30-10th harmonic were found more than 20dB below limit line.		

Frequency (MHz)	EIRP (dBm)	Limit (dBm)	Over Limit (dB)	SPA Reading (dBm)	S.G. Power (dBm)	TX Cable loss (dB)	TX Antenna Gain (dBi)	Polarization (H/V)	Result
3455	-40.19	-13	-27.19	-55.92	-46.4	1.59	7.80	V	Pass
5184	-39.44	-13	-26.44	-57.97	-46.7	2.44	9.70	V	Pass
6913	-42.02	-13	-29.02	-67.46	-50.1	2.62	10.70	V	Pass

<High Channel>

Band :	LTE Band 4	**Temperature :**	23~25°C
Test Mode :	10MHz QPSK RB Size 1 Offset 0	**Relative Humidity :**	46~48%
Test Engineer :	Eric Shih, Ken Wu, and Derreck Chen	**Polarization :**	Horizontal
Remark :	Spurious emissions within 30-10th harmonic were found more than 20dB below limit line.		

Frequency (MHz)	EIRP (dBm)	Limit (dBm)	Over Limit (dB)	SPA Reading (dBm)	S.G. Power (dBm)	TX Cable loss (dB)	TX Antenna Gain (dBi)	Polarization (H/V)	Result
3490	-48.35	-13	-35.35	-63.05	-54.7	1.60	7.96	H	Pass
5233	-40.87	-13	-27.87	-59.9	-48.1	2.47	9.70	H	Pass
6983	-38.42	-13	-25.42	-65.01	-46.6	2.60	10.78	H	Pass

Band :	LTE Band 4	**Temperature :**	23~25°C
Test Mode :	10MHz QPSK RB Size 1 Offset 0	**Relative Humidity :**	46~48%
Test Engineer :	Eric Shih, Ken Wu, and Derreck Chen	**Polarization :**	Vertical
Remark :	Spurious emissions within 30-10th harmonic were found more than 20dB below limit line.		

Frequency (MHz)	EIRP (dBm)	Limit (dBm)	Over Limit (dB)	SPA Reading (dBm)	S.G. Power (dBm)	TX Cable loss (dB)	TX Antenna Gain (dBi)	Polarization (H/V)	Result
3490	-45.75	-13	-32.75	-61.43	-52.1	1.60	7.96	V	Pass
5233	-37.97	-13	-24.97	-57.24	-45.2	2.47	9.70	V	Pass
6980	-41.42	-13	-28.42	-66.96	-49.6	2.60	10.78	V	Pass

<Low Channel>

Band :	LTE Band 4	**Temperature :**	23~25°C
Test Mode :	15MHz QPSK RB Size 1 Offset 0	**Relative Humidity :**	46~48%
Test Engineer :	Eric Shih, Ken Wu, and Derreck Chen	**Polarization :**	Horizontal
Remark :	Spurious emissions within 30-10th harmonic were found more than 20dB below limit line.		

Frequency (MHz)	EIRP (dBm)	Limit (dBm)	Over Limit (dB)	SPA Reading (dBm)	S.G. Power (dBm)	TX Cable loss (dB)	TX Antenna Gain (dBi)	Polarization (H/V)	Result
3420	-47.43	-13	-34.43	-61.9	-53.5	1.58	7.65	H	Pass
5135	-38.01	-13	-25.01	-56.95	-45.3	2.41	9.70	H	Pass
6843	-38.13	-13	-25.13	-64.24	-46.1	2.64	10.61	H	Pass

Band :	LTE Band 4	**Temperature :**	23~25°C
Test Mode :	15MHz QPSK RB Size 1 Offset 0	**Relative Humidity :**	46~48%
Test Engineer :	Eric Shih, Ken Wu, and Derreck Chen	**Polarization :**	Vertical
Remark :	Spurious emissions within 30-10th harmonic were found more than 20dB below limit line.		

Frequency (MHz)	EIRP (dBm)	Limit (dBm)	Over Limit (dB)	SPA Reading (dBm)	S.G. Power (dBm)	TX Cable loss (dB)	TX Antenna Gain (dBi)	Polarization (H/V)	Result
3420	-41.13	-13	-28.13	-57.04	-47.2	1.58	7.65	V	Pass
5135	-36.21	-13	-23.21	-55.18	-43.5	2.41	9.70	V	Pass
6843	-40.63	-13	-27.63	-65.75	-48.6	2.64	10.61	V	Pass

<Middle Channel>

Band :	LTE Band 4	**Temperature :**	23~25°C
Test Mode :	15MHz QPSK RB Size 1 Offset 0	**Relative Humidity :**	46~48%
Test Engineer :	Eric Shih, Ken Wu, and Derreck Chen	**Polarization :**	Horizontal
Remark :	Spurious emissions within 30-10th harmonic were found more than 20dB below limit line.		

Frequency (MHz)	EIRP (dBm)	Limit (dBm)	Over Limit (dB)	SPA Reading (dBm)	S.G. Power (dBm)	TX Cable loss (dB)	TX Antenna Gain (dBi)	Polarization (H/V)	Result
3448	-44.02	-13	-31.02	-58.39	-50.2	1.59	7.77	H	Pass
5177	-41.24	-13	-28.24	-59.97	-48.5	2.44	9.70	H	Pass
6900	-41.04	-13	-28.04	-67.09	-49.1	2.62	10.68	H	Pass

Band :	LTE Band 4	**Temperature :**	23~25°C
Test Mode :	15MHz QPSK RB Size 1 Offset 0	**Relative Humidity :**	46~48%
Test Engineer :	Eric Shih, Ken Wu, and Derreck Chen	**Polarization :**	Vertical
Remark :	Spurious emissions within 30-10th harmonic were found more than 20dB below limit line.		

Frequency (MHz)	EIRP (dBm)	Limit (dBm)	Over Limit (dB)	SPA Reading (dBm)	S.G. Power (dBm)	TX Cable loss (dB)	TX Antenna Gain (dBi)	Polarization (H/V)	Result
3448	-41.92	-13	-28.92	-57.54	-48.1	1.59	7.77	V	Pass
5177	-37.94	-13	-24.94	-56.68	-45.2	2.44	9.70	V	Pass
6900	-41.94	-13	-28.94	-67.18	-50	2.62	10.68	V	Pass

<High Channel>

Band :	LTE Band 4	**Temperature :**	23~25°C
Test Mode :	15MHz QPSK RB Size 1 Offset 0	**Relative Humidity :**	46~48%
Test Engineer :	Eric Shih, Ken Wu, and Derreck Chen	**Polarization :**	Horizontal
Remark :	Spurious emissions within 30-10th harmonic were found more than 20dB below limit line.		

Frequency (MHz)	EIRP (dBm)	Limit (dBm)	Over Limit (dB)	SPA Reading (dBm)	S.G. Power (dBm)	TX Cable loss (dB)	TX Antenna Gain (dBi)	Polarization (H/V)	Result
3483	-44.77	-13	-31.77	-59.37	-51.1	1.60	7.93	H	Pass
5219	-41.16	-13	-28.16	-60.21	-48.4	2.46	9.70	H	Pass
6962	-39.95	-13	-26.95	-65.51	-48.1	2.60	10.75	H	Pass

Band :	LTE Band 4	**Temperature :**	23~25°C
Test Mode :	15MHz QPSK RB Size 1 Offset 0	**Relative Humidity :**	46~48%
Test Engineer :	Eric Shih, Ken Wu, and Derreck Chen	**Polarization :**	Vertical
Remark :	Spurious emissions within 30-10th harmonic were found more than 20dB below limit line.		

Frequency (MHz)	EIRP (dBm)	Limit (dBm)	Over Limit (dB)	SPA Reading (dBm)	S.G. Power (dBm)	TX Cable loss (dB)	TX Antenna Gain (dBi)	Polarization (H/V)	Result
3483	-43.17	-13	-30.17	-58.86	-49.5	1.60	7.93	V	Pass
5219	-39.36	-13	-26.36	-58.52	-46.6	2.46	9.70	V	Pass
6960	-41.15	-13	-28.15	-66.58	-49.3	2.60	10.75	V	Pass

<Low Channel>

Band :	LTE Band 4	**Temperature :**	23~25°C
Test Mode :	20MHz QPSK RB Size 1 Offset 0	**Relative Humidity :**	46~48%
Test Engineer :	Eric Shih, Ken Wu, and Derreck Chen	**Polarization :**	Horizontal
Remark :	Spurious emissions within 30-10th harmonic were found more than 20dB below limit line.		

Frequency (MHz)	EIRP (dBm)	Limit (dBm)	Over Limit (dB)	SPA Reading (dBm)	S.G. Power (dBm)	TX Cable loss (dB)	TX Antenna Gain (dBi)	Polarization (H/V)	Result
3420	-47.13	-13	-34.13	-61.51	-53.2	1.58	7.65	H	Pass
5135	-38.51	-13	-25.51	-57.21	-45.8	2.41	9.70	H	Pass
6843	-38.33	-13	-25.33	-64.35	-46.3	2.64	10.61	H	Pass

Band :	LTE Band 4	**Temperature :**	23~25°C
Test Mode :	20MHz QPSK RB Size 1 Offset 0	**Relative Humidity :**	46~48%
Test Engineer :	Eric Shih, Ken Wu, and Derreck Chen	**Polarization :**	Vertical
Remark :	Spurious emissions within 30-10th harmonic were found more than 20dB below limit line.		

Frequency (MHz)	EIRP (dBm)	Limit (dBm)	Over Limit (dB)	SPA Reading (dBm)	S.G. Power (dBm)	TX Cable loss (dB)	TX Antenna Gain (dBi)	Polarization (H/V)	Result
3420	-41.43	-13	-28.43	-57.04	-47.5	1.58	7.65	V	Pass
5135	-37.51	-13	-24.51	-56.1	-44.8	2.41	9.70	V	Pass
6843	-40.23	-13	-27.23	-65.39	-48.2	2.64	10.61	V	Pass

<Middle Channel>

Band :	LTE Band 4	**Temperature :**	23~25°C
Test Mode :	20MHz QPSK RB Size 1 Offset 0	**Relative Humidity :**	46~48%
Test Engineer :	Eric Shih, Ken Wu, and Derreck Chen	**Polarization :**	Horizontal
Remark :	Spurious emissions within 30-10th harmonic were found more than 20dB below limit line.		

Frequency (MHz)	EIRP (dBm)	Limit (dBm)	Over Limit (dB)	SPA Reading (dBm)	S.G. Power (dBm)	TX Cable loss (dB)	TX Antenna Gain (dBi)	Polarization (H/V)	Result
3448	-46.32	-13	-33.32	-60.33	-52.5	1.59	7.77	H	Pass
5170	-42.33	-13	-29.33	-60.83	-49.6	2.43	9.70	H	Pass
6892	-39.15	-13	-26.15	-65.5	-47.2	2.63	10.67	H	Pass

Band :	LTE Band 4	**Temperature :**	23~25°C
Test Mode :	20MHz QPSK RB Size 1 Offset 0	**Relative Humidity :**	46~48%
Test Engineer :	Eric Shih, Ken Wu, and Derreck Chen	**Polarization :**	Vertical
Remark :	Spurious emissions within 30-10th harmonic were found more than 20dB below limit line.		

Frequency (MHz)	EIRP (dBm)	Limit (dBm)	Over Limit (dB)	SPA Reading (dBm)	S.G. Power (dBm)	TX Cable loss (dB)	TX Antenna Gain (dBi)	Polarization (H/V)	Result
3448	-40.02	-13	-27.02	-55.54	-46.2	1.59	7.77	V	Pass
5170	-35.23	-13	-22.23	-54.15	-42.5	2.43	9.70	V	Pass
6892	-40.65	-13	-27.65	-65.88	-48.7	2.63	10.67	V	Pass

<High Channel>

Band :	LTE Band 4	**Temperature :**	23~25°C
Test Mode :	20MHz QPSK RB Size 1 Offset 0	**Relative Humidity :**	46~48%
Test Engineer :	Eric Shih, Ken Wu, and Derreck Chen	**Polarization :**	Horizontal
Remark :	Spurious emissions within 30-10th harmonic were found more than 20dB below limit line.		

Frequency (MHz)	EIRP (dBm)	Limit (dBm)	Over Limit (dB)	SPA Reading (dBm)	S.G. Power (dBm)	TX Cable loss (dB)	TX Antenna Gain (dBi)	Polarization (H/V)	Result
3469	-43.63	-13	-30.63	-58	-49.9	1.59	7.86	H	Pass
5205	-40.66	-13	-27.66	-59.85	-47.9	2.46	9.70	H	Pass
6948	-39.47	-13	-26.47	-65.84	-47.6	2.61	10.74	H	Pass

Band :	LTE Band 4	**Temperature :**	23~25°C
Test Mode :	20MHz QPSK RB Size 1 Offset 0	**Relative Humidity :**	46~48%
Test Engineer :	Eric Shih, Ken Wu, and Derreck Chen	**Polarization :**	Vertical
Remark :	Spurious emissions within 30-10th harmonic were found more than 20dB below limit line.		

Frequency (MHz)	EIRP (dBm)	Limit (dBm)	Over Limit (dB)	SPA Reading (dBm)	S.G. Power (dBm)	TX Cable loss (dB)	TX Antenna Gain (dBi)	Polarization (H/V)	Result
3469	-41.23	-13	-28.23	-56.92	-47.5	1.59	7.86	V	Pass
5205	-38.36	-13	-25.36	-57.53	-45.6	2.46	9.70	V	Pass
6940	-42.18	-13	-29.18	-67.45	-50.3	2.61	10.73	V	Pass

<Low Channel>

Band :	LTE Band 7	**Temperature :**	23~25°C
Test Mode :	5MHz QPSK RB Size 1 Offset 0	**Relative Humidity :**	46~48%
Test Engineer :	Eric Shih, Ken Wu, and Derreck Chen	**Polarization :**	Horizontal
Remark :	Spurious emissions within 30-10th harmonic were found more than 20dB below limit line.		

Frequency (MHz)	EIRP (dBm)	Limit (dBm)	Over Limit (dB)	SPA Reading (dBm)	S.G. Power (dBm)	TX Cable loss (dB)	TX Antenna Gain (dBi)	Polarization (H/V)	Result
4998	-34.76	-25	-9.76	-51.94	-42.12	2.34	9.70	H	Pass
7500	-33.91	-25	-8.91	-61.51	-43.28	2.43	11.80	H	Pass
10000	-39.71	-25	-14.71	-67.88	-49.21	2.70	12.20	H	Pass

Band :	LTE Band 7	**Temperature :**	23~25°C
Test Mode :	5MHz QPSK RB Size 1 Offset 0	**Relative Humidity :**	46~48%
Test Engineer :	Eric Shih, Ken Wu, and Derreck Chen	**Polarization :**	Vertical
Remark :	Spurious emissions within 30-10th harmonic were found more than 20dB below limit line.		

Frequency (MHz)	EIRP (dBm)	Limit (dBm)	Over Limit (dB)	SPA Reading (dBm)	S.G. Power (dBm)	TX Cable loss (dB)	TX Antenna Gain (dBi)	Polarization (H/V)	Result
5000	-31.57	-25	-6.57	-49.05	-38.93	2.34	9.70	V	Pass
7500	-38.65	-25	-13.65	-65.31	-48.02	2.43	11.80	V	Pass
10000	-39.62	-25	-14.62	-67.1	-49.12	2.70	12.20	V	Pass

<Middle Channel>

Band :	LTE Band 7	**Temperature :**	23~25°C
Test Mode :	5MHz QPSK RB Size 1 Offset 0	**Relative Humidity :**	46~48%
Test Engineer :	Eric Shih, Ken Wu, and Derreck Chen	**Polarization :**	Horizontal
Remark :	Spurious emissions within 30-10th harmonic were found more than 20dB below limit line.		

Frequency (MHz)	EIRP (dBm)	Limit (dBm)	Over Limit (dB)	SPA Reading (dBm)	S.G. Power (dBm)	TX Cable loss (dB)	TX Antenna Gain (dBi)	Polarization (H/V)	Result
5064	-32.29	-25	-7.29	-50.03	-39.62	2.37	9.70	H	Pass
7597	-36.66	-25	-11.66	-63.66	-46.12	2.40	11.86	H	Pass
10128	-39.66	-25	-14.66	-68.5	-49.22	2.70	12.25	H	Pass

Band :	LTE Band 7	**Temperature :**	23~25°C
Test Mode :	5MHz QPSK RB Size 1 Offset 0	**Relative Humidity :**	46~48%
Test Engineer :	Eric Shih, Ken Wu, and Derreck Chen	**Polarization :**	Vertical
Remark :	Spurious emissions within 30-10th harmonic were found more than 20dB below limit line.		

Frequency (MHz)	EIRP (dBm)	Limit (dBm)	Over Limit (dB)	SPA Reading (dBm)	S.G. Power (dBm)	TX Cable loss (dB)	TX Antenna Gain (dBi)	Polarization (H/V)	Result
5064	-28.99	-25	-3.99	-46.68	-36.32	2.37	9.70	V	Pass
7597	-40.66	-25	-15.66	-66.39	-50.12	2.40	11.86	V	Pass
10130	-40.83	-25	-15.83	-68.17	-50.39	2.70	12.25	V	Pass

<High Channel>

Band :	LTE Band 7	**Temperature :**	23~25°C
Test Mode :	5MHz QPSK RB Size 1 Offset 0	**Relative Humidity :**	46~48%
Test Engineer :	Eric Shih, Ken Wu, and Derreck Chen	**Polarization :**	Horizontal
Remark :	Spurious emissions within 30-10th harmonic were found more than 20dB below limit line.		

Frequency (MHz)	EIRP (dBm)	Limit (dBm)	Over Limit (dB)	SPA Reading (dBm)	S.G. Power (dBm)	TX Cable loss (dB)	TX Antenna Gain (dBi)	Polarization (H/V)	Result
5130	-33.64	-25	-8.64	-51.67	-40.93	2.41	9.70	H	Pass
7698	-35.57	-25	-10.57	-61.32	-45.12	2.37	11.92	H	Pass
10260	-39.72	-25	-14.72	-68.11	-49.33	2.69	12.30	H	Pass

Band :	LTE Band 7	**Temperature :**	23~25°C
Test Mode :	5MHz QPSK RB Size 1 Offset 0	**Relative Humidity :**	46~48%
Test Engineer :	Eric Shih, Ken Wu, and Derreck Chen	**Polarization :**	Vertical
Remark :	Spurious emissions within 30-10th harmonic were found more than 20dB below limit line.		

Frequency (MHz)	EIRP (dBm)	Limit (dBm)	Over Limit (dB)	SPA Reading (dBm)	S.G. Power (dBm)	TX Cable loss (dB)	TX Antenna Gain (dBi)	Polarization (H/V)	Result
5130	-32.82	-25	-7.82	-50.92	-40.11	2.41	9.70	V	Pass
7698	-35.31	-25	-10.31	-60.97	-44.86	2.37	11.92	V	Pass
10260	-40.00	-25	-15.00	-67.5	-49.61	2.69	12.30	V	Pass

<Low Channel>

Band :	LTE Band 7	**Temperature :**	23~25°C
Test Mode :	10MHz QPSK RB Size 1 Offset 0	**Relative Humidity :**	46~48%
Test Engineer :	Eric Shih, Ken Wu, and Derreck Chen	**Polarization :**	Horizontal
Remark :	Spurious emissions within 30-10th harmonic were found more than 20dB below limit line.		

Frequency (MHz)	EIRP (dBm)	Limit (dBm)	Over Limit (dB)	SPA Reading (dBm)	S.G. Power (dBm)	TX Cable loss (dB)	TX Antenna Gain (dBi)	Polarization (H/V)	Result
4998	-34.28	-25	-9.28	-51.85	-41.64	2.34	9.70	H	Pass
7500	-32.81	-25	-7.81	-60.3	-42.18	2.43	11.80	H	Pass
10000	-39.43	-25	-14.43	-67.49	-48.93	2.70	12.20	H	Pass

Band :	LTE Band 7	**Temperature :**	23~25°C
Test Mode :	10MHz QPSK RB Size 1 Offset 0	**Relative Humidity :**	46~48%
Test Engineer :	Eric Shih, Ken Wu, and Derreck Chen	**Polarization :**	Vertical
Remark :	Spurious emissions within 30-10th harmonic were found more than 20dB below limit line.		

Frequency (MHz)	EIRP (dBm)	Limit (dBm)	Over Limit (dB)	SPA Reading (dBm)	S.G. Power (dBm)	TX Cable loss (dB)	TX Antenna Gain (dBi)	Polarization (H/V)	Result
4998	-30.76	-25	-5.76	-48.22	-38.12	2.34	9.70	V	Pass
7500	-39.96	-25	-14.96	-67.1	-49.33	2.43	11.80	V	Pass
10002	-40.43	-25	-15.43	-67.47	-49.93	2.70	12.20	V	Pass

<Middle Channel>

Band :	LTE Band 7	**Temperature :**	23~25°C
Test Mode :	10MHz QPSK RB Size 1 Offset 0	**Relative Humidity :**	46~48%
Test Engineer :	Eric Shih, Ken Wu, and Derreck Chen	**Polarization :**	Horizontal
Remark :	Spurious emissions within 30-10th harmonic were found more than 20dB below limit line.		

Frequency (MHz)	EIRP (dBm)	Limit (dBm)	Over Limit (dB)	SPA Reading (dBm)	S.G. Power (dBm)	TX Cable loss (dB)	TX Antenna Gain (dBi)	Polarization (H/V)	Result
5058	-31.68	-25	-6.68	-49.3	-39.01	2.37	9.70	H	Pass
7590	-35.84	-25	-10.84	-62.14	-45.29	2.40	11.85	H	Pass
10120	-39.28	-25	-14.28	-67.42	-48.83	2.70	12.25	H	Pass

Band :	LTE Band 7	**Temperature :**	23~25°C
Test Mode :	10MHz QPSK RB Size 1 Offset 0	**Relative Humidity :**	46~48%
Test Engineer :	Eric Shih, Ken Wu, and Derreck Chen	**Polarization :**	Vertical
Remark :	Spurious emissions within 30-10th harmonic were found more than 20dB below limit line.		

Frequency (MHz)	EIRP (dBm)	Limit (dBm)	Over Limit (dB)	SPA Reading (dBm)	S.G. Power (dBm)	TX Cable loss (dB)	TX Antenna Gain (dBi)	Polarization (H/V)	Result
5058	-26.96	-25	-1.96	-44.55	-34.29	2.37	9.70	V	Pass
7590	-40.78	-25	-15.78	-66.73	-50.23	2.40	11.85	V	Pass
10120	-40.00	-25	-15.00	-67.71	-49.55	2.70	12.25	V	Pass

<High Channel>

Band :	LTE Band 7	**Temperature :**	23~25°C
Test Mode :	10MHz QPSK RB Size 1 Offset 0	**Relative Humidity :**	46~48%
Test Engineer :	Eric Shih, Ken Wu, and Derreck Chen	**Polarization :**	Horizontal
Remark :	Spurious emissions within 30-10th harmonic were found more than 20dB below limit line.		

Frequency (MHz)	EIRP (dBm)	Limit (dBm)	Over Limit (dB)	SPA Reading (dBm)	S.G. Power (dBm)	TX Cable loss (dB)	TX Antenna Gain (dBi)	Polarization (H/V)	Result
5118	-34.80	-25	-9.80	-52.61	-42.1	2.40	9.70	H	Pass
7680	-36.67	-25	-11.67	-62.19	-46.21	2.37	11.91	H	Pass
10242	-39.61	-25	-14.61	-68.11	-49.21	2.69	12.30	H	Pass

Band :	LTE Band 7	**Temperature :**	23~25°C
Test Mode :	10MHz QPSK RB Size 1 Offset 0	**Relative Humidity :**	46~48%
Test Engineer :	Eric Shih, Ken Wu, and Derreck Chen	**Polarization :**	Vertical
Remark :	Spurious emissions within 30-10th harmonic were found more than 20dB below limit line.		

Frequency (MHz)	EIRP (dBm)	Limit (dBm)	Over Limit (dB)	SPA Reading (dBm)	S.G. Power (dBm)	TX Cable loss (dB)	TX Antenna Gain (dBi)	Polarization (H/V)	Result
5118	-32.97	-25	-7.97	-51.05	-40.27	2.40	9.70	V	Pass
7680	-37.58	-25	-12.58	-63.07	-47.12	2.37	11.91	V	Pass
10242	-40.67	-25	-15.67	-68	-50.27	2.69	12.30	V	Pass

<Low Channel>

Band :	LTE Band 7	**Temperature :**	23~25°C
Test Mode :	15MHz QPSK RB Size 1 Offset 0	**Relative Humidity :**	46~48%
Test Engineer :	Eric Shih, Ken Wu, and Derreck Chen	**Polarization :**	Horizontal
Remark :	Spurious emissions within 30-10th harmonic were found more than 20dB below limit line.		

Frequency (MHz)	EIRP (dBm)	Limit (dBm)	Over Limit (dB)	SPA Reading (dBm)	S.G. Power (dBm)	TX Cable loss (dB)	TX Antenna Gain (dBi)	Polarization (H/V)	Result
5004	-36.74	-25	-11.74	-54.73	-44.1	2.34	9.70	H	Pass
7500	-35.03	-25	-10.03	-62.92	-44.4	2.43	11.80	H	Pass
10002	-38.30	-25	-13.30	-67.19	-47.8	2.70	12.20	H	Pass

Band :	LTE Band 7	**Temperature :**	23~25°C
Test Mode :	15MHz QPSK RB Size 1 Offset 0	**Relative Humidity :**	46~48%
Test Engineer :	Eric Shih, Ken Wu, and Derreck Chen	**Polarization :**	Vertical
Remark :	Spurious emissions within 30-10th harmonic were found more than 20dB below limit line.		

Frequency (MHz)	EIRP (dBm)	Limit (dBm)	Over Limit (dB)	SPA Reading (dBm)	S.G. Power (dBm)	TX Cable loss (dB)	TX Antenna Gain (dBi)	Polarization (H/V)	Result
5004	-34.84	-25	-9.84	-53.07	-42.2	2.34	9.70	V	Pass
7500	-38.23	-25	-13.23	-65.85	-47.6	2.43	11.80	V	Pass
10002	-39.80	-25	-14.80	-67.69	-49.3	2.70	12.20	V	Pass

<Middle Channel>

Band :	LTE Band 7	**Temperature :**	23~25°C
Test Mode :	15MHz QPSK RB Size 1 Offset 0	**Relative Humidity :**	46~48%
Test Engineer :	Eric Shih, Ken Wu, and Derreck Chen	**Polarization :**	Horizontal
Remark :	Spurious emissions within 30-10th harmonic were found more than 20dB below limit line.		

Frequency (MHz)	EIRP (dBm)	Limit (dBm)	Over Limit (dB)	SPA Reading (dBm)	S.G. Power (dBm)	TX Cable loss (dB)	TX Antenna Gain (dBi)	Polarization (H/V)	Result
5058	-34.17	-25	-9.17	-52.17	-41.5	2.37	9.70	H	Pass
7584	-35.75	-25	-10.75	-62.76	-45.2	2.40	11.85	H	Pass
10110	-38.65	-25	-13.65	-67.49	-48.2	2.70	12.24	H	Pass

Band :	LTE Band 7	**Temperature :**	23~25°C
Test Mode :	15MHz QPSK RB Size 1 Offset 0	**Relative Humidity :**	46~48%
Test Engineer :	Eric Shih, Ken Wu, and Derreck Chen	**Polarization :**	Vertical
Remark :	Spurious emissions within 30-10th harmonic were found more than 20dB below limit line.		

Frequency (MHz)	EIRP (dBm)	Limit (dBm)	Over Limit (dB)	SPA Reading (dBm)	S.G. Power (dBm)	TX Cable loss (dB)	TX Antenna Gain (dBi)	Polarization (H/V)	Result
5058	-31.17	-25	-6.17	-49.62	-38.5	2.37	9.70	V	Pass
7584	-36.85	-25	-11.85	-63.7	-46.3	2.40	11.85	V	Pass
10110	-39.65	-25	-14.65	-67.77	-49.2	2.70	12.24	V	Pass

<High Channel>

Band :	LTE Band 7	**Temperature :**	23~25°C
Test Mode :	15MHz QPSK RB Size 1 Offset 0	**Relative Humidity :**	46~48%
Test Engineer :	Eric Shih, Ken Wu, and Derreck Chen	**Polarization :**	Horizontal
Remark :	Spurious emissions within 30-10th harmonic were found more than 20dB below limit line.		

Frequency (MHz)	EIRP (dBm)	Limit (dBm)	Over Limit (dB)	SPA Reading (dBm)	S.G. Power (dBm)	TX Cable loss (dB)	TX Antenna Gain (dBi)	Polarization (H/V)	Result
5112	-31.26	-25	-6.26	-49.1	-38.56	2.40	9.70	H	Pass
7668	-37.68	-25	-12.68	-63.67	-47.21	2.38	11.90	H	Pass
10218	-38.69	-25	-13.69	-67.72	-48.28	2.69	12.29	H	Pass

Band :	LTE Band 7	**Temperature :**	23~25°C
Test Mode :	15MHz QPSK RB Size 1 Offset 0	**Relative Humidity :**	46~48%
Test Engineer :	Eric Shih, Ken Wu, and Derreck Chen	**Polarization :**	Vertical
Remark :	Spurious emissions within 30-10th harmonic were found more than 20dB below limit line.		

Frequency (MHz)	EIRP (dBm)	Limit (dBm)	Over Limit (dB)	SPA Reading (dBm)	S.G. Power (dBm)	TX Cable loss (dB)	TX Antenna Gain (dBi)	Polarization (H/V)	Result
5112	-31.81	-25	-6.81	-49.67	-39.11	2.40	9.70	V	Pass
7668	-39.13	-25	-14.13	-64.49	-48.66	2.38	11.90	V	Pass
10218	-40.02	-25	-15.02	-67.64	-49.61	2.69	12.29	V	Pass

<Low Channel>

Band :	LTE Band 7	**Temperature :**	23~25°C
Test Mode :	20MHz QPSK RB Size 1 Offset 0	**Relative Humidity :**	46~48%
Test Engineer :	Eric Shih, Ken Wu, and Derreck Chen	**Polarization :**	Horizontal
Remark :	Spurious emissions within 30-10th harmonic were found more than 20dB below limit line.		

Frequency (MHz)	EIRP (dBm)	Limit (dBm)	Over Limit (dB)	SPA Reading (dBm)	S.G. Power (dBm)	TX Cable loss (dB)	TX Antenna Gain (dBi)	Polarization (H/V)	Result
5004	-36.74	-25	-11.74	-54.75	-44.1	2.34	9.70	H	Pass
7506	-33.42	-25	-8.42	-60.78	-42.8	2.43	11.80	H	Pass
10002	-39.00	-25	-14.00	-67.64	-48.5	2.70	12.20	H	Pass

Band :	LTE Band 7	**Temperature :**	23~25°C
Test Mode :	20MHz QPSK RB Size 1 Offset 0	**Relative Humidity :**	46~48%
Test Engineer :	Eric Shih, Ken Wu, and Derreck Chen	**Polarization :**	Vertical
Remark :	Spurious emissions within 30-10th harmonic were found more than 20dB below limit line.		

Frequency (MHz)	EIRP (dBm)	Limit (dBm)	Over Limit (dB)	SPA Reading (dBm)	S.G. Power (dBm)	TX Cable loss (dB)	TX Antenna Gain (dBi)	Polarization (H/V)	Result
5004	-33.84	-25	-8.84	-52.32	-41.2	2.34	9.70	V	Pass
7506	-37.52	-25	-12.52	-64.51	-46.9	2.43	11.80	V	Pass
10002	-39.70	-25	-14.70	-67.55	-49.2	2.70	12.20	V	Pass

<Middle Channel>

Band :	LTE Band 7	**Temperature :**	23~25°C
Test Mode :	20MHz QPSK RB Size 1 Offset 0	**Relative Humidity :**	46~48%
Test Engineer :	Eric Shih, Ken Wu, and Derreck Chen	**Polarization :**	Horizontal
Remark :	Spurious emissions within 30-10th harmonic were found more than 20dB below limit line.		

Frequency (MHz)	EIRP (dBm)	Limit (dBm)	Over Limit (dB)	SPA Reading (dBm)	S.G. Power (dBm)	TX Cable loss (dB)	TX Antenna Gain (dBi)	Polarization (H/V)	Result
5052	-35.37	-25	-10.37	-53.58	-42.7	2.37	9.70	H	Pass
7578	-35.76	-25	-10.76	-63.19	-45.2	2.40	11.85	H	Pass
10098	-38.66	-25	-13.66	-67.93	-48.2	2.70	12.24	H	Pass

Band :	LTE Band 7	**Temperature :**	23~25°C
Test Mode :	20MHz QPSK RB Size 1 Offset 0	**Relative Humidity :**	46~48%
Test Engineer :	Eric Shih, Ken Wu, and Derreck Chen	**Polarization :**	Vertical
Remark :	Spurious emissions within 30-10th harmonic were found more than 20dB below limit line.		

Frequency (MHz)	EIRP (dBm)	Limit (dBm)	Over Limit (dB)	SPA Reading (dBm)	S.G. Power (dBm)	TX Cable loss (dB)	TX Antenna Gain (dBi)	Polarization (H/V)	Result
5052	-30.27	-25	-5.27	-48.53	-37.6	2.37	9.70	V	Pass
7578	-38.86	-25	-13.86	-65.58	-48.3	2.40	11.85	V	Pass
10098	-40.26	-25	-15.26	-67.9	-49.8	2.70	12.24	V	Pass

<High Channel>

Band :	LTE Band 7	**Temperature :**	23~25°C
Test Mode :	20MHz QPSK RB Size 1 Offset 0	**Relative Humidity :**	46~48%
Test Engineer :	Eric Shih, Ken Wu, and Derreck Chen	**Polarization :**	Horizontal
Remark :	Spurious emissions within 30-10th harmonic were found more than 20dB below limit line.		

Frequency (MHz)	EIRP (dBm)	Limit (dBm)	Over Limit (dB)	SPA Reading (dBm)	S.G. Power (dBm)	TX Cable loss (dB)	TX Antenna Gain (dBi)	Polarization (H/V)	Result
5100	-33.81	-25	-8.81	-51.33	-41.12	2.39	9.70	H	Pass
7656	-36.11	-25	-11.11	-62.01	-45.62	2.38	11.89	H	Pass
10200	-39.52	-25	-14.52	-68.09	-49.1	2.70	12.28	H	Pass

Band :	LTE Band 7	**Temperature :**	23~25°C
Test Mode :	20MHz QPSK RB Size 1 Offset 0	**Relative Humidity :**	46~48%
Test Engineer :	Eric Shih, Ken Wu, and Derreck Chen	**Polarization :**	Vertical
Remark :	Spurious emissions within 30-10th harmonic were found more than 20dB below limit line.		

Frequency (MHz)	EIRP (dBm)	Limit (dBm)	Over Limit (dB)	SPA Reading (dBm)	S.G. Power (dBm)	TX Cable loss (dB)	TX Antenna Gain (dBi)	Polarization (H/V)	Result
5100	-29.78	-25	-4.78	-48.39	-37.09	2.39	9.70	V	Pass
7656	-38.76	-25	-13.76	-64.17	-48.27	2.38	11.89	V	Pass
10200	-39.63	-25	-14.63	-67.18	-49.21	2.70	12.28	V	Pass

<Low Channel>

Band :	LTE Band 13	**Temperature :**	23~25°C
Test Mode :	5MHz QPSK RB Size 1 Offset 0	**Relative Humidity :**	46~48%
Test Engineer :	Eric Shih, Ken Wu, and Derreck Chen	**Polarization :**	Horizontal
Remark :	Spurious emissions within 30-10th harmonic were found more than 20dB below limit line.		

Frequency (MHz)	ERP (dBm)	Limit (dBm)	Over Limit (dB)	SPA Reading (dBm)	S.G. Power (dBm)	TX Cable loss (dB)	TX Antenna Gain (dBi)	Polarization (H/V)	Result
1552	-42.25	-13	-29.25	-46.12	-44.32	0.94	5.15	H	Pass
2328	-40.60	-13	-27.60	-50.97	-42.10	1.24	4.88	H	Pass
3112	-49.94	-13	-36.94	-61.63	-52.60	1.48	6.29	H	Pass

Band :	LTE Band 13	**Temperature :**	23~25°C
Test Mode :	5MHz QPSK RB Size 1 Offset 0	**Relative Humidity :**	46~48%
Test Engineer :	Eric Shih, Ken Wu, and Derreck Chen	**Polarization :**	Vertical
Remark :	Spurious emissions within 30-10th harmonic were found more than 20dB below limit line.		

Frequency (MHz)	ERP (dBm)	Limit (dBm)	Over Limit (dB)	SPA Reading (dBm)	S.G. Power (dBm)	TX Cable loss (dB)	TX Antenna Gain (dBi)	Polarization (H/V)	Result
1552	-44.03	-13	-31.03	-50.73	-46.10	0.94	5.15	V	Pass
2328	-29.70	-13	-16.70	-41.33	-31.20	1.24	4.88	V	Pass
3112	-41.44	-13	-28.44	-54.95	-44.10	1.48	6.29	V	Pass
3888	-43.61	-13	-30.61	-58.11	-48.20	1.73	8.47	V	Pass

<Middle Channel>

Band :	LTE Band 13	**Temperature :**	23~25°C
Test Mode :	5MHz QPSK RB Size 1 Offset 0	**Relative Humidity :**	46~48%
Test Engineer :	Eric Shih, Ken Wu, and Derreck Chen	**Polarization :**	Horizontal
Remark :	Spurious emissions within 30-10th harmonic were found more than 20dB below limit line.		

Frequency (MHz)	ERP (dBm)	Limit (dBm)	Over Limit (dB)	SPA Reading (dBm)	S.G. Power (dBm)	TX Cable loss (dB)	TX Antenna Gain (dBi)	Polarization (H/V)	Result
1560	-47.56	-42.15	-5.41	-51.57	-49.60	0.94	5.13	H	Pass
2336	-43.58	-13	-30.58	-54.23	-45.10	1.24	4.91	H	Pass
3120	-48.61	-13	-35.61	-60.05	-51.30	1.49	6.33	H	Pass

Band :	LTE Band 13	**Temperature :**	23~25°C
Test Mode :	5MHz QPSK RB Size 1 Offset 0	**Relative Humidity :**	46~48%
Test Engineer :	Eric Shih, Ken Wu, and Derreck Chen	**Polarization :**	Vertical
Remark :	Spurious emissions within 30-10th harmonic were found more than 20dB below limit line.		

Frequency (MHz)	ERP (dBm)	Limit (dBm)	Over Limit (dB)	SPA Reading (dBm)	S.G. Power (dBm)	TX Cable loss (dB)	TX Antenna Gain (dBi)	Polarization (H/V)	Result
1560	-48.66	-42.15	-6.51	-54.97	-50.70	0.94	5.13	V	Pass
2336	-39.68	-13	-26.68	-51.08	-41.20	1.24	4.91	V	Pass
3120	-41.21	-13	-28.21	-55.13	-43.90	1.49	6.33	V	Pass

<High Channel>

Band :	LTE Band 13	**Temperature :**	23~25°C
Test Mode :	5MHz QPSK RB Size 1 Offset 0	**Relative Humidity :**	46~48%
Test Engineer :	Eric Shih, Ken Wu, and Derreck Chen	**Polarization :**	Horizontal
Remark :	Spurious emissions within 30-10th harmonic were found more than 20dB below limit line.		

Frequency (MHz)	ERP (dBm)	Limit (dBm)	Over Limit (dB)	SPA Reading (dBm)	S.G. Power (dBm)	TX Cable loss (dB)	TX Antenna Gain (dBi)	Polarization (H/V)	Result
1560	-46.46	-42.15	-4.31	-50.44	-48.50	0.94	5.13	H	Pass
2344	-34.06	-13	-21.06	-46.66	-35.60	1.24	4.93	H	Pass
3128	-48.27	-13	-35.27	-62.03	-51.00	1.49	6.36	H	Pass
3912	-45.69	-13	-32.69	-61.75	-50.30	1.73	8.49	H	Pass

Band :	LTE Band 13	**Temperature :**	23~25°C
Test Mode :	5MHz QPSK RB Size 1 Offset 0	**Relative Humidity :**	46~48%
Test Engineer :	Eric Shih, Ken Wu, and Derreck Chen	**Polarization :**	Vertical
Remark :	Spurious emissions within 30-10th harmonic were found more than 20dB below limit line.		

Frequency (MHz)	ERP (dBm)	Limit (dBm)	Over Limit (dB)	SPA Reading (dBm)	S.G. Power (dBm)	TX Cable loss (dB)	TX Antenna Gain (dBi)	Polarization (H/V)	Result
1560	-47.16	-42.15	-5.01	-52.95	-49.20	0.94	5.13	V	Pass
2344	-35.36	-13	-22.36	-46.93	-36.90	1.24	4.93	V	Pass
3128	-43.07	-13	-30.07	-57.32	-45.80	1.49	6.36	V	Pass

<Middle Channel>

Band :	LTE Band 13	**Temperature :**	23~25°C
Test Mode :	10MHz QPSK RB Size 1 Offset 0	**Relative Humidity :**	46~48%
Test Engineer :	Eric Shih, Ken Wu, and Derreck Chen	**Polarization :**	Horizontal
Remark :	Spurious emissions within 30-10th harmonic were found more than 20dB below limit line.		

Frequency (MHz)	ERP (dBm)	Limit (dBm)	Over Limit (dB)	SPA Reading (dBm)	S.G. Power (dBm)	TX Cable loss (dB)	TX Antenna Gain (dBi)	Polarization (H/V)	Result
1552	-43.73	-13	-30.73	-47.98	-45.8	0.94	5.15	H	Pass
2336	-45.68	-13	-32.68	-56.46	-47.2	1.24	4.91	H	Pass
3112	-49.14	-13	-36.14	-61.15	-51.8	1.48	6.29	H	Pass

Band :	LTE Band 13	**Temperature :**	23~25°C
Test Mode :	10MHz QPSK RB Size 1 Offset 0	**Relative Humidity :**	46~48%
Test Engineer :	Eric Shih, Ken Wu, and Derreck Chen	**Polarization :**	Vertical
Remark :	Spurious emissions within 30-10th harmonic were found more than 20dB below limit line.		

Frequency (MHz)	ERP (dBm)	Limit (dBm)	Over Limit (dB)	SPA Reading (dBm)	S.G. Power (dBm)	TX Cable loss (dB)	TX Antenna Gain (dBi)	Polarization (H/V)	Result
1552	-46.63	-13	-33.63	-52.99	-48.7	0.94	5.15	V	Pass
2336	-40.38	-13	-27.38	-51.86	-41.9	1.24	4.91	V	Pass
3112	-41.44	-13	-28.44	-54.9	-44.1	1.48	6.29	V	Pass

<Low Channel>

Band :	LTE Band 17	**Temperature :**	23~25°C
Test Mode :	5MHz QPSK RB Size 1 Offset 0	**Relative Humidity :**	46~48%
Test Engineer :	Eric Shih, Ken Wu, and Derreck Chen	**Polarization :**	Horizontal
Remark :	Spurious emissions within 30-10th harmonic were found more than 20dB below limit line.		

Frequency (MHz)	ERP (dBm)	Limit (dBm)	Over Limit (dB)	SPA Reading (dBm)	S.G. Power (dBm)	TX Cable loss (dB)	TX Antenna Gain (dBi)	Polarization (H/V)	Result
1408	-47.49	-13	-34.49	-53.52	-49.20	0.87	4.73	H	Pass
1600	-53.39	-42.15	-11.24	-57.93	-55.30	0.96	5.02	H	Pass
2112	-44.28	-13	-31.28	-53.76	-45.20	1.17	4.24	H	Pass
2816	-48.99	-13	-35.99	-60.57	-51.10	1.39	5.65	H	Pass

Band :	LTE Band 17	**Temperature :**	23~25°C
Test Mode :	5MHz QPSK RB Size 1 Offset 0	**Relative Humidity :**	46~48%
Test Engineer :	Eric Shih, Ken Wu, and Derreck Chen	**Polarization :**	Vertical
Remark :	Spurious emissions within 30-10th harmonic were found more than 20dB below limit line.		

Frequency (MHz)	ERP (dBm)	Limit (dBm)	Over Limit (dB)	SPA Reading (dBm)	S.G. Power (dBm)	TX Cable loss (dB)	TX Antenna Gain (dBi)	Polarization (H/V)	Result
1408	-47.19	-13	-34.19	-55.41	-48.90	0.87	4.73	V	Pass
2112	-43.18	-13	-30.18	-54.13	-44.10	1.17	4.24	V	Pass
2816	-48.49	-13	-35.49	-61.35	-50.60	1.39	5.65	V	Pass

<Middle Channel>

Band :	LTE Band 17	**Temperature :**	23~25°C
Test Mode :	5MHz QPSK RB Size 1 Offset 0	**Relative Humidity :**	46~48%
Test Engineer :	Eric Shih, Ken Wu, and Derreck Chen	**Polarization :**	Horizontal
Remark :	Spurious emissions within 30-10th harmonic were found more than 20dB below limit line.		

Frequency (MHz)	ERP (dBm)	Limit (dBm)	Over Limit (dB)	SPA Reading (dBm)	S.G. Power (dBm)	TX Cable loss (dB)	TX Antenna Gain (dBi)	Polarization (H/V)	Result
1416	-47.85	-13	-34.85	-54.00	-49.60	0.87	4.78	H	Pass
1600	-53.29	-42.15	-11.14	-57.83	-55.20	0.96	5.02	H	Pass
2120	-45.36	-13	-32.36	-54.24	-46.30	1.17	4.26	H	Pass
2832	-48.08	-13	-35.08	-59.42	-50.20	1.39	5.67	H	Pass

Band :	LTE Band 17	**Temperature :**	23~25°C
Test Mode :	5MHz QPSK RB Size 1 Offset 0	**Relative Humidity :**	46~48%
Test Engineer :	Eric Shih, Ken Wu, and Derreck Chen	**Polarization :**	Vertical
Remark :	Spurious emissions within 30-10th harmonic were found more than 20dB below limit line.		

Frequency (MHz)	ERP (dBm)	Limit (dBm)	Over Limit (dB)	SPA Reading (dBm)	S.G. Power (dBm)	TX Cable loss (dB)	TX Antenna Gain (dBi)	Polarization (H/V)	Result
1416	-46.75	-13	-33.75	-55.15	-48.50	0.87	4.78	V	Pass
2120	-43.86	-13	-30.86	-55.56	-44.80	1.17	4.26	V	Pass
2832	-45.58	-13	-32.58	-58.38	-47.70	1.39	5.67	V	Pass

<High Channel>

Band :	LTE Band 17	**Temperature :**	23~25°C
Test Mode :	5MHz QPSK RB Size 1 Offset 0	**Relative Humidity :**	46~48%
Test Engineer :	Eric Shih, Ken Wu, and Derreck Chen	**Polarization :**	Horizontal
Remark :	Spurious emissions within 30-10th harmonic were found more than 20dB below limit line.		

Frequency (MHz)	ERP (dBm)	Limit (dBm)	Over Limit (dB)	SPA Reading (dBm)	S.G. Power (dBm)	TX Cable loss (dB)	TX Antenna Gain (dBi)	Polarization (H/V)	Result
1424	-45.10	-13	-32.10	-51.74	-46.90	0.88	4.83	H	Pass
1600	-52.89	-42.15	-10.74	-57.13	-54.80	0.96	5.02	H	Pass
2136	-42.32	-13	-29.32	-51.85	-43.30	1.18	4.31	H	Pass
2848	-46.97	-13	-33.97	-58.93	-49.10	1.40	5.68	H	Pass

Band :	LTE Band 17	**Temperature :**	23~25°C
Test Mode :	5MHz QPSK RB Size 1 Offset 0	**Relative Humidity :**	46~48%
Test Engineer :	Eric Shih, Ken Wu, and Derreck Chen	**Polarization :**	Vertical
Remark :	Spurious emissions within 30-10th harmonic were found more than 20dB below limit line.		

Frequency (MHz)	ERP (dBm)	Limit (dBm)	Over Limit (dB)	SPA Reading (dBm)	S.G. Power (dBm)	TX Cable loss (dB)	TX Antenna Gain (dBi)	Polarization (H/V)	Result
1424	-49.10	-13	-36.10	-57.43	-50.90	0.88	4.83	V	Pass
2136	-42.22	-13	-29.22	-53.19	-43.20	1.18	4.31	V	Pass
2848	-45.17	-13	-32.17	-58.46	-47.30	1.40	5.68	V	Pass

<Low Channel>

Band :	LTE Band 17	**Temperature :**	23~25°C
Test Mode :	10MHz QPSK RB Size 1 Offset 0	**Relative Humidity :**	46~48%
Test Engineer :	Eric Shih, Ken Wu, and Derreck Chen	**Polarization :**	Horizontal
Remark :	Spurious emissions within 30-10th harmonic were found more than 20dB below limit line.		

Frequency (MHz)	ERP (dBm)	Limit (dBm)	Over Limit (dB)	SPA Reading (dBm)	S.G. Power (dBm)	TX Cable loss (dB)	TX Antenna Gain (dBi)	Polarization (H/V)	Result
1408	-49.69	-13	-36.69	-55.86	-51.40	0.87	4.73	H	Pass
1600	-52.39	-42.15	-10.24	-57.15	-54.30	0.96	5.02	H	Pass
2112	-43.68	-13	-30.68	-52.65	-44.60	1.17	4.24	H	Pass
2816	-49.09	-13	-36.09	-60.39	-51.20	1.39	5.65	H	Pass

Band :	LTE Band 17	**Temperature :**	23~25°C
Test Mode :	10MHz QPSK RB Size 1 Offset 0	**Relative Humidity :**	46~48%
Test Engineer :	Eric Shih, Ken Wu, and Derreck Chen	**Polarization :**	Vertical
Remark :	Spurious emissions within 30-10th harmonic were found more than 20dB below limit line.		

Frequency (MHz)	ERP (dBm)	Limit (dBm)	Over Limit (dB)	SPA Reading (dBm)	S.G. Power (dBm)	TX Cable loss (dB)	TX Antenna Gain (dBi)	Polarization (H/V)	Result
1408	-48.39	-13	-35.39	-56.73	-50.10	0.87	4.73	V	Pass
2112	-43.38	-13	-30.38	-54.71	-44.30	1.17	4.24	V	Pass
2816	-46.69	-13	-33.69	-60.02	-48.80	1.39	5.65	V	Pass

<Middle Channel>

Band :	LTE Band 17	**Temperature :**	23~25°C
Test Mode :	10MHz QPSK RB Size 1 Offset 0	**Relative Humidity :**	46~48%
Test Engineer :	Eric Shih, Ken Wu, and Derreck Chen	**Polarization :**	Horizontal
Remark :	Spurious emissions within 30-10th harmonic were found more than 20dB below limit line.		

Frequency (MHz)	ERP (dBm)	Limit (dBm)	Over Limit (dB)	SPA Reading (dBm)	S.G. Power (dBm)	TX Cable loss (dB)	TX Antenna Gain (dBi)	Polarization (H/V)	Result
1408	-49.69	-13	-36.69	-55.93	-51.40	0.87	4.73	H	Pass
1600	-53.19	-42.15	-11.04	-57.48	-55.10	0.96	5.02	H	Pass
2120	-46.66	-13	-33.66	-55.93	-47.60	1.17	4.26	H	Pass
2824	-47.48	-13	-34.48	-59.00	-49.60	1.39	5.66	H	Pass

Band :	LTE Band 17	**Temperature :**	23~25°C
Test Mode :	10MHz QPSK RB Size 1 Offset 0	**Relative Humidity :**	46~48%
Test Engineer :	Eric Shih, Ken Wu, and Derreck Chen	**Polarization :**	Vertical
Remark :	Spurious emissions within 30-10th harmonic were found more than 20dB below limit line.		

Frequency (MHz)	ERP (dBm)	Limit (dBm)	Over Limit (dB)	SPA Reading (dBm)	S.G. Power (dBm)	TX Cable loss (dB)	TX Antenna Gain (dBi)	Polarization (H/V)	Result
1408	-47.09	-13	-34.09	-56.37	-48.80	0.87	4.73	V	Pass
2112	-48.28	-13	-35.28	-59.42	-49.20	1.17	4.24	V	Pass
2824	-44.48	-13	-31.48	-57.31	-46.60	1.39	5.66	V	Pass

<High Channel>

Band :	LTE Band 17	**Temperature :**	23~25°C
Test Mode :	10MHz QPSK RB Size 1 Offset 0	**Relative Humidity :**	46~48%
Test Engineer :	Eric Shih, Ken Wu, and Derreck Chen	**Polarization :**	Horizontal
Remark :	Spurious emissions within 30-10th harmonic were found more than 20dB below limit line.		

Frequency (MHz)	ERP (dBm)	Limit (dBm)	Over Limit (dB)	SPA Reading (dBm)	S.G. Power (dBm)	TX Cable loss (dB)	TX Antenna Gain (dBi)	Polarization (H/V)	Result
1416	-49.35	-13	-36.35	-55.64	-51.10	0.87	4.78	H	Pass
1600	-53.29	-42.15	-11.14	-57.75	-55.20	0.96	5.02	H	Pass
2120	-45.66	-13	-32.66	-55.04	-46.60	1.17	4.26	H	Pass
2824	-48.28	-13	-35.28	-59.49	-50.40	1.39	5.66	H	Pass

Band :	LTE Band 17	**Temperature :**	23~25°C
Test Mode :	10MHz QPSK RB Size 1 Offset 0	**Relative Humidity :**	46~48%
Test Engineer :	Eric Shih, Ken Wu, and Derreck Chen	**Polarization :**	Vertical
Remark :	Spurious emissions within 30-10th harmonic were found more than 20dB below limit line.		

Frequency (MHz)	ERP (dBm)	Limit (dBm)	Over Limit (dB)	SPA Reading (dBm)	S.G. Power (dBm)	TX Cable loss (dB)	TX Antenna Gain (dBi)	Polarization (H/V)	Result
1408	-46.59	-13	-33.59	-55.00	-48.30	0.87	4.73	V	Pass
2120	-44.66	-13	-31.66	-55.87	-45.60	1.17	4.26	V	Pass
2824	-46.68	-13	-33.68	-59.41	-48.80	1.39	5.66	V	Pass

4 List of Measuring Equipment

Instrument	Manufacturer	Model No.	Serial No.	Characteristics	Calibration Date	Test Date	Due Date	Remark
System Simulator	Rohde & Schwarz	CMU200	117995	N/A	Jul. 29, 2014	Jul. 31, 2014	Jul. 28, 2015	Conducted (TH02-HY)
Spectrum Analyzer	Rohde & Schwarz	FSV30	101749	10Hz ~ 30GHz	Feb. 10, 2014	Sep. 10, 2014 ~ Sep. 15, 2014	Feb. 09, 2015	Radiation (03CH07-HY
Bilog Antenna	Schaffner	CBL6111C	2726	30MHz ~ 1GHz	Oct. 10, 2013	Sep. 10, 2014 ~ Sep. 15, 2014	Oct. 09, 2014	Radiation (03CH07-HY
Double Ridge Horn Antenna	ESCO	3117	75962	1GHz~18GHz	Aug. 19, 2014	Sep. 10, 2014 ~ Sep. 15, 2014	Aug. 18, 2015	Radiation (03CH07-HY
Preamplifier	COM-POWER	PA-103A	161241	10 MHz ~ 1000MHz	Mar. 17, 2014	Sep. 10, 2014 ~ Sep. 15, 2014	Mar. 16, 2015	Radiation (03CH07-HY
Preamplifier	Agilent	8449B	3008A02362	1 GHz~26.5 GHz	Nov. 29, 2013	Sep. 10, 2014 ~ Sep. 15, 2014	Nov. 28, 2014	Radiation (03CH07-HY
Turn Table	ChainTek	ChainTek 3000	N/A	0 ~ 360 degree	N/A	Sep. 10, 2014 ~ Sep. 15, 2014	N/A	Radiation (03CH07-HY
Antenna Mast	ChainTek	M-400-0	114/8000604	N/A	N/A	Sep. 10, 2014 ~ Sep. 15, 2014	N/A	Radiation (03CH07-HY
SHF-EHF Horn Antenna	SCHWARZBECK	BBHA 9170	BBHA91702	15GHz- 40GHz	Oct. 03, 2013	Sep. 10, 2014 ~ Sep. 15, 2014	Oct. 02, 2014	Radiation (03CH07-HY

5 Uncertainty of Evaluation

Uncertainty of Radiated Emission Measurement (30 MHz ~ 1000 MHz)

Measuring Uncertainty for a Level of Confidence of 95% (U = 2Uc(y))	**4.50**