FCC Test Report

(PART 27)

Report No.: RF170106C02-4

FCC ID: ZMOL850GL

Test Model: L850-GL

Received Date: Jan. 06, 2017

Test Date: Jan. 10, 2017 ~ Feb. 18, 2017

Issued Date: Feb. 21, 2017

Applicant: Fibocom Wireless Inc.

Address: 5/F, Tower A, Technology Building II, 1057 Nanhai Blvd, Nanshan, Shenzhen, China

Issued By: Bureau Veritas Consumer Products Services (H.K.) Ltd., Taoyuan Branch

Lab Address: No. 47-2, 14th Ling, Chia Pau Vil., Lin Kou Dist., New Taipei City, Taiwan (R.O.C)

Test Location: No. 19, Hwa Ya 2nd Rd, Wen Hwa Tsuen, Kwei Shan Hsiang, Taoyuan Hsien 333, Taiwan, R.O.C.

This report is for your exclusive use. Any copying or replication of this report to or for any other person or entity, or use of our name or trademark, is permitted only with our prior written permission. This report sets forth our findings solely with respect to the test samples identified herein. The results set forth in this report are not indicative or representative of the quality or characteristics of the lot from which a test sample was taken or any similar or identical product unless specifically and expressly noted. Our report includes all of the tests requested by you and the results thereof based upon the information that you provided to us. You have 60 days from date of issuance of this report to notify us of any material error or omission caused by our negligence, provided, however, that such notice shall be in writing and shall specifically address the issue you wish to raise. A failure to raise such issue within the prescribed time shall constitute your unqualified acceptance of the completeness of this report, the tests conducted and the correctness of the report contents. Unless specific mention, the uncertainty of measurement has been explicitly taken into account to declare the compliance or non-compliance to the specification. The report must not be used by the client to claim product certification, approval, or endorsement by TAF or any government agencie

Table of Contents

Release Control Record **3**

1 Certificate of Conformity **4**

2 Summary of Test Results **5**

2.1 Measurement Uncertainty 8
2.2 Test Site and Instruments 9

3 General Information **11**

3.1 General Description of EUT 11
3.2 Configuration of System under Test 13
3.2.1 Description of Support Units 13
3.3 Test Mode Applicability and Tested Channel Detail 13
3.4 EUT Operating Conditions 19
3.5 General Description of Applied Standards 19

4 Test Types and Results **20**

4.1 Output Power Measurement 20
4.1.1 Limits of Output Power Measurement 20
4.1.2 Test Procedures 20
4.1.3 Test Setup 21
4.1.4 Test Results 22
4.2 Frequency Stability Measurement 39
4.2.1 Limits of Frequency Stabiliity Measurement 39
4.2.2 Test Procedure 39
4.2.3 Test Setup 39
4.2.4 Test Results 40
4.3 Occupied Bandwidth Measurement 61
4.3.1 Limits of Occupied Bandwidth Measurement 61
4.3.2 Test Procedure 61
4.3.3 Test Setup 61
4.3.4 Test Result 62
4.4 Band Edge Measurement 73
4.4.1 Limits of Band Edge Measurement 73
4.4.2 Test Setup 73
4.4.3 Test Procedures 73
4.4.4 Test Results 74
4.5 Peak to Average Ratio 96
4.5.1 Limits of Peak to Average Ratio Measurement 96
4.5.2 Test Setup 96
4.5.3 Test Procedures 96
4.5.4 Test Results 97
4.6 Conducted Spurious Emissions 108
4.6.1 Limits of Conducted Spurious Emissions Measurement 108
4.6.2 Test Setup 108
4.6.3 Test Procedure 108
4.6.4 Test Results 109
4.7 Radiated Emission Measurement 129
4.7.1 Limits of Radiated Emission Measurement 129
4.7.2 Test Procedure 129
4.7.3 Deviation from Test Standard 129
4.7.4 Test Setup 129
4.7.5 Test Results 130

5 Pictures of Test Arrangements **164**

Appendix – Information on the Testing Laboratories **165**

Release Control Record

Issue No.	Description	Date Issued
RF170106C02-4	Original Release	Feb. 21, 2017

1 Certificate of Conformity

Product: LTE module

Brand: Fibocom

Test Model: L850-GL

Sample Status: Identical Prototype

Applicant: Fibocom Wireless Inc.

Test Date: Jan. 10, 2017 ~ Feb. 18, 2017

Standards: FCC Part 27, Subpart C, L

The above equipment has been tested by **Bureau Veritas Consumer Products Services (H.K.) Ltd., Taoyuan Branch**, and found compliance with the requirement of the above standards. The test record, data evaluation & Equipment Under Test (EUT) configurations represented herein are true and accurate accounts of the measurements of the sample's EMC characteristics under the conditions specified in this report.

Prepared by : Gina Liu , **Date:** Feb. 21, 2017

Gina Liu / Specialist

Approved by : David Huang , **Date:** Feb. 21, 2017

David Huang / Project Engineer

2 Summary of Test Results

Applied Standard: FCC Part 27 & Part 2 (WCDMA)			
FCC Clause	**Test Item**	**Result**	**Remarks**
2.1046 27.50(d)(4)	Equivalent Isotropic Radiated Power	Pass	Meet the requirement of limit.
2.1055 27.54	Frequency Stability	Pass	Meet the requirement of limit.
2.1049 27.53(h)	Occupied Bandwidth	Pass	Meet the requirement of limit.
27.50(d)(5)	Peak to Average Ratio	Pass	Meet the requirement of limit.
27.53(h)	Band Edge Measurements	Pass	Meet the requirement of limit.
2.1051 27.53(h)	Conducted Spurious Emissions	Pass	Meet the requirement of limit.
2.1053 27.53(h)	Radiated Spurious Emissions	Pass	Meet the requirement of limit. Minimum passing margin is -30.49 dB at 3505.20 MHz.

Applied Standard: FCC Part 27 & Part 2 (LTE 4)			
FCC Clause	**Test Item**	**Result**	**Remarks**
2.1046 27.50(d)(4)	Maximum Peak Output Power	Pass	Meet the requirement of limit.
2.1055 27.54	Frequency Stability	Pass	Meet the requirement of limit.
2.1049 27.53(h)	Occupied Bandwidth	Pass	Meet the requirement of limit.
27.50(d)(5)	Peak to Average Ratio	Pass	Meet the requirement of limit.
27.53(h)	Band Edge Measurements	Pass	Meet the requirement of limit.
2.1051 27.53(h)	Conducted Spurious Emissions	Pass	Meet the requirement of limit.
2.1053 27.53(h)	Radiated Spurious Emissions	Pass	Meet the requirement of limit. Minimum passing margin is -33.71 dB at 235.64 MHz.

Applied Standard: FCC Part 27 & Part 2 (LTE 12)			
FCC Clause	**Test Item**	**Result**	**Remarks**
2.1046 27.50(C)(10)	Maximum Peak Output Power	Pass	Meet the requirement of limit.
2.1055 27.54	Frequency Stability	Pass	Meet the requirement of limit.
2.1049 27.53(g)	Occupied Bandwidth	Pass	Meet the requirement of limit.
27.50(d)(5)	Peak to Average Ratio	Pass	Meet the requirement of limit.
27.53(g)	Band Edge Measurements	Pass	Meet the requirement of limit.
2.1051 27.53(g)	Conducted Spurious Emissions	Pass	Meet the requirement of limit.
2.1053 27.53(g)	Radiated Spurious Emissions	Pass	Meet the requirement of limit. Minimum passing margin is -33.31 dB at 222.06 MHz.

Applied Standard: FCC Part 27 & Part 2 (LTE 13)			
FCC Clause	**Test Item**	**Result**	**Remarks**
2.1046 27.50(b)(10)	Maximum Peak Output Power	Pass	Meet the requirement of limit.
2.1055 27.54	Frequency Stability	Pass	Meet the requirement of limit.
2.1049 27.53(g)	Occupied Bandwidth	Pass	Meet the requirement of limit.
27.50(d)(5)	Peak to Average Ratio	Pass	Meet the requirement of limit.
27.53(g)	Band Edge Measurements	Pass	Meet the requirement of limit.
2.1051 27.53(g)	Conducted Spurious Emissions	Pass	Meet the requirement of limit.
2.1053 27.53(g)(f)	Radiated Spurious Emissions	Pass	Meet the requirement of limit. Minimum passing margin is -21.05 dB at 1564 MHz.

Applied Standard: FCC Part 27 & Part 2 (LTE 17)			
FCC Clause	**Test Item**	**Result**	**Remarks**
2.1046 27.50(C)(10)	Maximum Peak Output Power	Pass	Meet the requirement of limit.
2.1055 27.54	Frequency Stability	Pass	Meet the requirement of limit.
2.1049 27.53(g)	Occupied Bandwidth	Pass	Meet the requirement of limit.
27.50(d)(5)	Peak to Average Ratio	Pass	Meet the requirement of limit.
27.53(g)	Band Edge Measurements	Pass	Meet the requirement of limit.
2.1051 27.53(g)	Conducted Spurious Emissions	Pass	Meet the requirement of limit.
2.1053 27.53(g)	Radiated Spurious Emissions	Pass	Meet the requirement of limit. Minimum passing margin is -33.22 dB at 236.61 MHz.

Applied Standard: FCC Part 27 & Part 2 (LTE 66)			
FCC Clause	**Test Item**	**Result**	**Remarks**
2.1046 27.50(d)(4)	Maximum Peak Output Power	Pass	Meet the requirement of limit.
2.1055 27.54	Frequency Stability	Pass	Meet the requirement of limit.
2.1049 27.53(h)	Occupied Bandwidth	Pass	Meet the requirement of limit.
27.50(d)(5)	Peak to Average Ratio	Pass	Meet the requirement of limit.
27.53(h)	Band Edge Measurements	Pass	Meet the requirement of limit.
2.1051 27.53(h)	Conducted Spurious Emissions	Pass	Meet the requirement of limit.
2.1053 27.53(h)	Radiated Spurious Emissions	Pass	Meet the requirement of limit. Minimum passing margin is -30.42 dB at 3540 MHz.

2.1 Measurement Uncertainty

Where relevant, the following measurement uncertainty levels have been estimated for tests performed on the EUT as specified in CISPR 16-4-2:

Measurement	Frequency	Expended Uncertainty (k=2) (±)
Conducted Emissions at mains ports	150 kHz ~ 30 MHz	2.44 dB
Radiated Emissions up to 1 GHz	30 MHz ~ 200 MHz	2.93 dB
	200 MHz ~1000 MHz	2.95 dB
Radiated Emissions above 1 GHz	1 GHz ~ 18 GHz	2.26 dB
	18 GHz ~ 40 GHz	1.94 dB

2.2 Test Site and Instruments

Description & Manaufacturer	Model No.	Serial No.	Date of Calibration	Due Date of Calibration
Test Receiver Agilent Technologies	N9038A	MY52260177	Jun. 21, 2016	Jun. 20, 2017
Spectrum Analyzer Agilent	N9010A	MY52220314	Dec. 16, 2016	Dec. 15, 2017
Spectrum Analyzer ROHDE & SCHWARZ	FSU43	101261	Dec. 13, 2016	Dec. 12, 2017
BILOG Antenna SCHWARZBECK	VULB9168	9168-472	Dec. 26, 2016	Dec. 27, 2017
HORN Antenna SCHWARZBECK	BBHA 9120 D	9120D-969	Dec. 12, 2016	Dec. 13, 2017
Double Ridge Guide Horn Antenna EMCO	3115	5619	Dec. 26, 2016	Dec. 27, 2017
BILOG Antenna SCHWARZBECK	VULB 9168	9168-153	Dec. 12, 2016	Dec. 13, 2017
Agilent Communications Tester-Wireless	8960 Series 10	MY53201073	Jul. 03, 2015	Jul. 02, 2017
Preamplifier EMCI	EMC 012645	980115	Oct. 21, 2016	Oct. 20, 2017
Preamplifier EMCI	EMC 184045	980116	Oct. 21, 2016	Oct. 20, 2017
Preamplifier EMCI	EMC 330H	980112	Oct. 21, 2016	Oct. 20, 2017
Power Meter Anritsu	ML2495A	1232002	Sep. 08, 2016	Sep. 07, 2017
Power Sensor Anritsu	MA2411B	1207325	Sep. 08, 2016	Sep. 07, 2017
RF signal cable HUBER+SUHNNER	SUCOFLEX 104	309219/4 2950114	Oct. 21, 2016	Oct. 20, 2017
RF signal cable HUBER+SUHNNER	SUCOFLEX 104	250130/4	Oct. 21, 2016	Oct. 20, 2017
RF Coaxial Cable Worken	8D-FB	Cable-Ch10-01	Oct. 21, 2016	Oct. 20, 2017
Software BV ADT	E3 6.120103	NA	NA	NA
Antenna Tower MF	MFA-440H	NA	NA	NA
Turn Table MF	MFT-201SS	NA	NA	NA
Antenna Tower &Turn Table Controller MF	MF-7802	NA	NA	NA
Radio Communication Analyzer	MT8820C	6201300640	Aug. 10, 2015	Aug. 09, 2017
Temperature & Humidity Chamber	GTH-120-40-CP-A R	MAA1306-019	Sep. 02, 2016	Sep. 01, 2017
DC Power Supply Topward	33010D	807748	Oct. 25, 2016	Oct. 24, 2018
Digital Multimeter Fluke	87-III	70360742	Jul. 01, 2016	Jun. 30, 2017

Note:
1. The calibration interval of the above test instruments is 12 / 24 months and the calibrations are traceable to NML/ROC and NIST/USA.
2. The test was performed in HwaYa Chamber 10.
3. The horn antenna and preamplifier (model: EMC 184045) are used only for the measurement of emission frequency above 1 GHz if tested.
4. The FCC Site Registration No. is 690701.
5. The IC Site Registration No. is IC7450F-10.

3 General Information

3.1 General Description of EUT

Product	LTE module	
Brand	Fibocom	
Test Model	L850-GL	
Status of EUT	Identical Prototype	
Power Supply Rating	3.3 Vdc (from Host Equipment)	
Modulation Type	WCDMA	QPSK, BPSK
	LTE	QPSK, 16QAM
Frequency Range	WCDMA	1712.4 ~ 1752.6 MHz
	LTE Band 4 (Channel Bandwidth: 1.4 MHz)	1710.7 ~ 1754.3 MHz
	LTE Band 4 (Channel Bandwidth: 3 MHz)	1711.5 ~ 1753.5 MHz
	LTE Band 4 (Channel Bandwidth: 5 MHz)	1712.5 ~ 1752.5 MHz
	LTE Band 4 (Channel Bandwidth: 10 MHz)	1715.0 ~ 1750.0 MHz
	LTE Band 4 (Channel Bandwidth: 15 MHz)	1717.5 ~ 1747.5 MHz
	LTE Band 4 (Channel Bandwidth: 20 MHz)	1720.0 ~ 1745.0 MHz
	LTE Band 12 (Channel Bandwidth: 1.4 MHz)	699.7 ~ 715.3 MHz
	LTE Band 12 (Channel Bandwidth: 3 MHz)	700.5 ~ 714.5 MHz
	LTE Band 12 (Channel Bandwidth: 5 MHz)	701.5 ~ 713.5 MHz
	LTE Band 12 (Channel Bandwidth: 10 MHz)	704.0 ~ 711.0 MHz
	LTE Band 13 (Channel Bandwidth: 5 MHz)	779.5 ~ 784.5 MHz
	LTE Band 13 (Channel Bandwidth: 10 MHz)	782.0 MHz
	LTE Band 17 (Channel Bandwidth: 5 MHz)	706.5 ~ 713.5 MHz
	LTE Band 17 (Channel Bandwidth: 10 MHz)	709 ~ 711 MHz
	LTE Band 66 (Channel Bandwidth: 1.4 MHz)	1710.7 ~ 1779.3 MHz
	LTE Band 66 (Channel Bandwidth: 3 MHz)	1711.5 ~ 1778.5 MHz
	LTE Band 66 (Channel Bandwidth: 5 MHz)	1712.5 ~ 1777.5 MHz
	LTE Band 66 (Channel Bandwidth: 10 MHz)	1715.0 ~ 1775.0 MHz
	LTE Band 66 (Channel Bandwidth: 15 MHz)	1717.5 ~ 1772.5 MHz
	LTE Band 66 (Channel Bandwidth: 20 MHz)	1720.0 ~ 1770.0 MHz
Emission Designator	WCDMA	4M08F9W
	LTE Band 4 (Channel Bandwidth: 1.4 MHz)	1M10G7D
	LTE Band 4 (Channel Bandwidth: 3 MHz)	2M71G7D
	LTE Band 4 (Channel Bandwidth: 5 MHz)	4M50G7D
	LTE Band 4 (Channel Bandwidth: 10 MHz)	9M00W7D
	LTE Band 4 (Channel Bandwidth: 15 MHz)	13M5G7D
	LTE Band 4 (Channel Bandwidth: 20 MHz)	18M0G7D
	LTE Band 12 (Channel Bandwidth: 1.4 MHz)	1M10W7D
	LTE Band 12 (Channel Bandwidth: 3 MHz)	2M70W7D
	LTE Band 12 (Channel Bandwidth: 5 MHz)	4M50G7D
	LTE Band 12 (Channel Bandwidth: 10 MHz)	9M00G7D
	LTE Band 13 (Channel Bandwidth: 5 MHz)	4M50W7D
	LTE Band 13 (Channel Bandwidth: 10 MHz)	8M97G7D
	LTE Band 17 (Channel Bandwidth: 5 MHz)	4M50G7D

	LTE Band 17 (Channel Bandwidth: 10 MHz)	9M00W7D
	LTE Band 66 (Channel Bandwidth: 1.4 MHz)	1M09W7D
	LTE Band 66 (Channel Bandwidth: 3 MHz)	2M71W7D
	LTE Band 66 (Channel Bandwidth: 5 MHz)	4M50G7D
	LTE Band 66 (Channel Bandwidth: 10 MHz)	8M99W7D
	LTE Band 66 (Channel Bandwidth: 15 MHz)	13M5W7D
	LTE Band 66 (Channel Bandwidth: 20 MHz)	17M9W7D
Max. ERP Power	LTE Band 12 (Channel Bandwidth: 1.4 MHz)	170.22mW
	LTE Band 12 (Channel Bandwidth: 3 MHz)	172.98mW
	LTE Band 12 (Channel Bandwidth: 5 MHz)	175.79mW
	LTE Band 12 (Channel Bandwidth: 10 MHz)	178.65mW
	LTE Band 13 (Channel Bandwidth: 5 MHz)	165.58mW
	LTE Band 13 (Channel Bandwidth: 10 MHz)	168.27mW
	LTE Band 17 (Channel Bandwidth: 5 MHz)	181.97mW
	LTE Band 17 (Channel Bandwidth: 10 MHz)	183.65mW
Max. EIRP Power	WCDMA	388.87mW
	LTE Band 4 (Channel Bandwidth: 1.4 MHz)	200.91mW
	LTE Band 4 (Channel Bandwidth: 3 MHz)	204.17mW
	LTE Band 4 (Channel Bandwidth: 5 MHz)	209.89mW
	LTE Band 4 (Channel Bandwidth: 10 MHz)	213.75mW
	LTE Band 4 (Channel Bandwidth: 15 MHz)	220.80mW
	LTE Band 4 (Channel Bandwidth: 20 MHz)	227.51mW
	LTE Band 66 (Channel Bandwidth: 1.4 MHz)	152.05mW
	LTE Band 66 (Channel Bandwidth: 3 MHz)	155.24mW
	LTE Band 66 (Channel Bandwidth: 5 MHz)	156.68mW
	LTE Band 66 (Channel Bandwidth: 10 MHz)	158.82mW
	LTE Band 66 (Channel Bandwidth: 15 MHz)	161.81mW
	LTE Band 66 (Channel Bandwidth: 20 MHz)	163.68mW
Antenna Type	External Antenna	
Accessory Device	Refer to Note as below	
Data Cable Supplied	Refer to Note as below	

Note:

1. The above EUT information is declared by manufacturer and for more detailed features description, please refer to the manufacturer's specifications or user's manual.

3.2 Configuration of System under Test

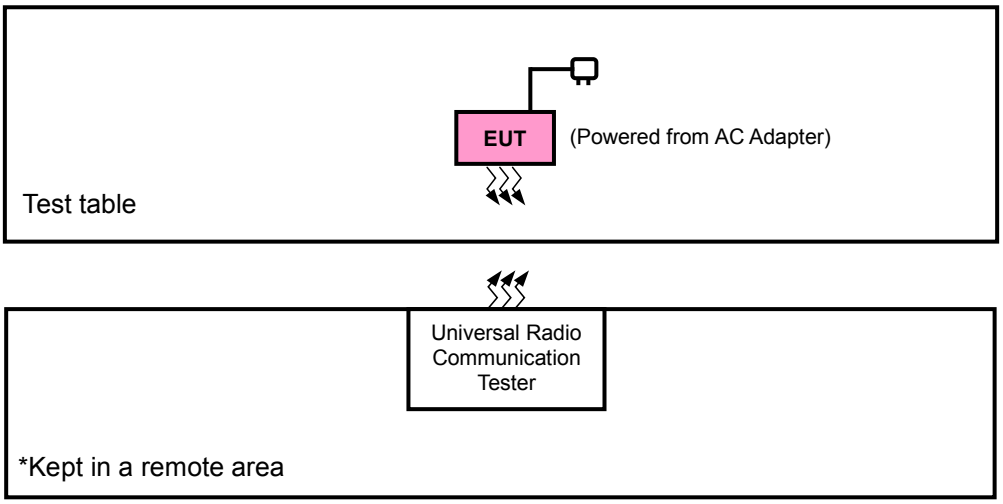

3.2.1 Description of Support Units

The EUT has been tested as an independent unit together with other necessary accessories or support units.

3.3 Test Mode Applicability and Tested Channel Detail

Pre-Scan has been conducted to determine the worst-case mode from all possible combinations between available modulations, data rates, XYZ axis, and antenna ports
The worst case was found when positioned as the table below. Following channel(s) was (were) selected for the final test as listed below:

Band	ERP / EIRP	Radiated Emission
WCDMA	Z-plane	X-axis
LTE Band 4	Z-plane	X-axis
LTE Band 12	X-plane	X-axis
LTE Band 13	X-plane	X-axis
LTE Band 17	X-plane	Z-axis
LTE Band 66	Z-plane	X-axis

WCDMA

EUT Configure Mode	Test Item	Available Channel	Tested Channel	Mode
-	EIRP	1312 to 1513	1312, 1413, 1513	WCDMA
-	Frequency Stability	1312 to 1513	1312, 1513	WCDMA
-	Occupied Bandwidth	1312 to 1513	1312, 1413, 1513	WCDMA
-	Band Edge	1312 to 1513	1312, 1513	WCDMA
-	Peak to Average Ratio	1312 to 1513	1312, 1413, 1513	WCDMA
-	Condcudeted Emission	1312 to 1513	1312, 1413, 1513	WCDMA
-	Radiated Emission	1312 to 1513	1312, 1413, 1513	WCDMA

LTE Band 4

EUT Configure Mode	Test Item	Available Channel	Tested Channel	Channel Bandwidth	Modulation	Mode
-	EIRP	19957 to 20393	19957, 20175, 20393	1.4 MHz	QPSK, 16QAM	1 RB / 5 RB Offset
		19965 to 20385	19965, 20175, 20385	3 MHz	QPSK, 16QAM	1 RB / 14 RB Offset
		19975 to 20375	19975, 20175, 20375	5 MHz	QPSK, 16QAM	1 RB / 24 RB Offset
		20000 to 20350	20000, 20175, 20350	10 MHz	QPSK, 16QAM	1 RB / 49 RB Offset
		20025 to 20325	20025, 20175, 20325	15 MHz	QPSK, 16QAM	1 RB / 74 RB Offset
		20050 to 20300	20050, 20175, 20300	20 MHz	QPSK, 16QAM	1 RB / 99 RB Offset
-	Frequency Stability	19957 to 20393	19957, 20393	1.4 MHz	QPSK	1 RB / 5 RB Offset
		19965 to 20385	19965, 20385	3 MHz	QPSK	1 RB / 14 RB Offset
		19975 to 20375	19975, 20375	5 MHz	QPSK	1 RB / 24 RB Offset
		20000 to 20350	20000, 20350	10 MHz	QPSK	1 RB / 49 RB Offset
		20025 to 20325	20025, 20325	15 MHz	QPSK	1 RB / 74 RB Offset
		20050 to 20300	20050, 20300	20 MHz	QPSK	1 RB / 99 RB Offset
-	Occupied Bandwidth	19957 to 20393	19957, 20175, 20393	1.4 MHz	QPSK, 16QAM	6 RB / 0 RB Offset
		19965 to 20385	19965, 20175, 20385	3 MHz	QPSK, 16QAM	15 RB / 0 RB Offset
		19975 to 20375	19975, 20175, 20375	5 MHz	QPSK, 16QAM	25 RB / 0 RB Offset
		20000 to 20350	20000, 20175, 20350	10 MHz	QPSK, 16QAM	50 RB / 0 RB Offset
		20025 to 20325	20025, 20175, 20325	15 MHz	QPSK, 16QAM	75 RB / 0 RB Offset
		20050 to 20300	20050, 20175, 20300	20 MHz	QPSK, 16QAM	100 RB / 0 RB Offset
-	Peak to Average Ratio	19957 to 20393	19957, 20175, 20393	1.4 MHz	QPSK, 16QAM	1 RB / 2 RB Offset
		19965 to 20385	19965, 20175, 20385	3 MHz	QPSK, 16QAM	1 RB / 7 RB Offset
		19975 to 20375	19975, 20175, 20375	5 MHz	QPSK, 16QAM	12 RB / 0 RB Offset
		20000 to 20350	20000, 20175, 20350	10 MHz	QPSK, 16QAM	1 RB / 24 RB Offset
		20025 to 20325	20025, 20175, 20325	15 MHz	QPSK, 16QAM	36 RB / 0 RB Offset
		20050 to 20300	20050, 20175, 20300	20 MHz	QPSK, 16QAM	50 RB / 0 RB Offset

EUT Configure Mode	Test Item	Available Channel	Tested Channel	Channel Bandwidth	Modulation	Mode
-	Band Edge	19957 to 20393	19957	1.4 MHz	QPSK	1 RB / 0 RB Offset
						6 RB / 0 RB Offset
			20393	1.4 MHz	QPSK	1 RB / 5 RB Offset
						6 RB / 0 RB Offset
		19965 to 20385	19965	3 MHz	QPSK	1 RB / 0 RB Offset
						15 RB / 0 RB Offset
			20385	3 MHz	QPSK	1 RB / 14 RB Offset
						15 RB / 0 RB Offset
		19975 to 20375	19975	5 MHz	QPSK	1 RB / 0 RB Offset
						25 RB / 0 RB Offset
			20375	5 MHz	QPSK	1 RB / 24 RB Offset
						25 RB / 0 RB Offset
		20000 to 20350	20000	10 MHz	QPSK	1 RB / 0 RB Offset
						50 RB / 0 RB Offset
			20350	10 MHz	QPSK	1 RB / 49 RB Offset
						50 RB / 0 RB Offset
		20025 to 20325	20025	15 MHz	QPSK	1 RB / 0 RB Offset
						75 RB / 0 RB Offset
			20325	15 MHz	QPSK	1 RB / 74 RB Offset
						75 RB / 0 RB Offset
		20050 to 20300	20050	20 MHz	QPSK	1 RB / 0 RB Offset
						100 RB / 0 RB Offset
			20300	20 MHz	QPSK	1 RB / 99 RB Offset
						100 RB / 0 RB Offset
-	Conducted Emission	19957 to 20393	19957, 20175, 20393	1.4 MHz	QPSK	1 RB / 2 RB Offset
		19965 to 20385	19965, 20175, 20385	3 MHz	QPSK	1 RB / 7 RB Offset
		19975 to 20375	19975, 20175, 20375	5 MHz	QPSK	12 RB / 0 RB Offset
		20000 to 20350	20000, 20175, 20350	10 MHz	QPSK	50 RB / 0 RB Offset
		20025 to 20325	20025, 20175, 20325	15 MHz	QPSK	36 RB / 0 RB Offset
		20050 to 20300	20050, 20175, 20300	20 MHz	QPSK	50 RB / 0 RB Offset
-	Radiated Emission	20050 to 20300	20050, 20175, 20300	20 MHz	QPSK	1 RB / 99 RB Offset

Note: This device was tested under all bandwidths, RB configurations and modulations. The worst case was found in QPSK modulation.

LTE Band 12

EUT Configure Mode	Test Item	Available Channel	Tested Channel	Channel Bandwidth	Modulation	Mode
-	ERP	23017 to 23173	23017, 23095, 23173	1.4 MHz	QPSK, 16QAM	1 RB / 2 RB Offset
		23025 to 23165	23025, 23095, 23165	3 MHz	QPSK, 16QAM	1 RB / 7 RB Offset
		23035 to 23155	23035, 23095, 23155	5 MHz	QPSK, 16QAM	1 RB / 12 RB Offset
		23060 to 23130	23060, 23095, 23130	10 MHz	QPSK, 16QAM	1 RB / 24 RB Offset
-	Frequency Stability	23017 to 23173	23017, 23173	1.4 MHz	QPSK	1 RB / 2 RB Offset
		23025 to 23165	23025, 23165	3 MHz	QPSK	1 RB / 7 RB Offset
		23035 to 23155	23035, 23155	5 MHz	QPSK	1 RB / 12 RB Offset
		23060 to 23130	23060, 23130	10 MHz	QPSK	1 RB / 24 RB Offset
-	Occupied Bandwidth	23017 to 23173	23017, 23095, 23173	1.4 MHz	QPSK, 16QAM	6 RB / 0 RB Offset
		23025 to 23165	23025, 23095, 23165	3 MHz	QPSK, 16QAM	15 RB / 0 RB Offset
		23035 to 23155	23035, 23095, 23155	5 MHz	QPSK, 16QAM	25 RB / 0 RB Offset
		23060 to 23130	23060, 23095, 23130	10 MHz	QPSK, 16QAM	50 RB / 0 RB Offset
-	Peak to Average Ratio	23017 to 23173	23017, 23095, 23173	1.4 MHz	QPSK, 16QAM	1 RB / 0 RB Offset
		23025 to 23165	23025, 23095, 23165	3 MHz	QPSK, 16QAM	1 RB / 0 RB Offset
		23035 to 23155	23035, 23095, 23155	5 MHz	QPSK, 16QAM	1 RB / 0 RB Offset
		23060 to 23130	23060, 23095, 23130	10 MHz	QPSK, 16QAM	1 RB / 0 RB Offset
-	Band Edge	23017 to 23173	23017	1.4 MHz	QPSK	1 RB / 0 RB Offset
						6 RB / 0 RB Offset
			23173	1.4 MHz	QPSK	1 RB / 5 RB Offset
						6 RB / 0 RB Offset
		23025 to 23165	23025	3 MHz	QPSK	1 RB / 0 RB Offset
						15 RB / 0 RB Offset
			23165	3 MHz	QPSK	1 RB / 14 RB Offset
						15 RB / 0 RB Offset
		23035 to 23155	23035	5 MHz	QPSK	1 RB / 0 RB Offset
						25 RB / 0 RB Offset
			23155	5 MHz	QPSK	1 RB / 24 RB Offset
						25 RB / 0 RB Offset
		23060 to 23130	23060	10 MHz	QPSK	1 RB / 0 RB Offset
						50 RB / 0 RB Offset
			23130	10 MHz	QPSK	1 RB / 49 RB Offset
						50 RB / 0 RB Offset
-	Conducted Emission	23017 to 23173	23017, 23095, 23173	1.4 MHz	QPSK	1 RB / 0 RB Offset
		23025 to 23165	23025, 23095, 23165	3 MHz	QPSK	1 RB / 0 RB Offset
		23035 to 23155	23035, 23095, 23155	5 MHz	QPSK	1 RB / 0 RB Offset
		23060 to 23130	23060, 23095, 23130	10 MHz	QPSK	1 RB / 0 RB Offset
-	Radiated Emission	23060 to 23130	23060, 23095, 23130	10 MHz	QPSK	1 RB / 24 RB Offset

Note: This device was tested under all bandwidths, RB configurations and modulations. The worst case was found in QPSK modulation.

LTE Band 13

EUT Configure Mode	Test Item	Available Channel	Tested Channel	Channel Bandwidth	Modulation	Mode
-	ERP	23205 to 23255	23205, 23230, 23255	5 MHz	QPSK, 16QAM	1 RB / 0 RB Offset
		23230	23230	10 MHz	QPSK, 16QAM	1 RB / 24 RB Offset
-	Frequency Stability	23205 to 23255	23205, 23255	5 MHz	QPSK	1 RB / 0 RB Offset
		23230	23230	10 MHz	QPSK	1 RB / 24 RB Offset
-	Occupied Bandwidth	23205 to 23255	23205, 23230, 23255	5 MHz	QPSK, 16QAM	25 RB / 0 RB Offset
		23230	23230	10 MHz	QPSK, 16QAM	50 RB / 0 RB Offset
-	Peak to Average Ratio	23205 to 23255	23205, 23230, 23255	5 MHz	QPSK, 16QAM	1 RB / 0 RB Offset
		23230	23230	10 MHz	QPSK, 16QAM	1 RB / 0 RB Offset
-	Band Edge	23205 to 23255	23205	5 MHz	QPSK	1 RB / 0 RB Offset
						25 RB / 0 RB Offset
			23255	5 MHz	QPSK	1 RB / 24 RB Offset
						25 RB / 0 RB Offset
		23230	23230	10 MHz	QPSK	1 RB / 0 RB Offset
						50 RB / 0 RB Offset
			23230	10 MHz	QPSK	1 RB / 49 RB Offset
						50 RB / 0 RB Offset
-	Conducted Emission	23205 to 23255	23205, 23230, 23255	5 MHz	QPSK	1 RB / 0 RB Offset
		23230	23230	10 MHz	QPSK	1 RB / 0 RB Offset
-	Radiated Emission	23230	23230	10 MHz	QPSK	1 RB / 24 RB Offset
						1 RB / 50 RB Offset

Note: This device was tested under all bandwidths, RB configurations and modulations. The worst case was found in QPSK modulation.

LTE Band 17

EUT Configure Mode	Test Item	Available Channel	Tested Channel	Channel Bandwidth	Modulation	Mode
-	ERP	23755 to 23825	23755, 23790, 23825	5 MHz	QPSK, 16QAM	1 RB / 12 RB Offset
		23780 to 23800	23780, 23790, 23800	10 MHz	QPSK, 16QAM	1 RB / 24 RB Offset
-	Frequency Stability	23755 to 23825	23755, 23825	5 MHz	QPSK	1 RB / 12 RB Offset
		23780 to 23800	23780, 23800	10 MHz	QPSK	1 RB / 24 RB Offset
-	Occupied Bandwidth	23755 to 23825	23755, 23790, 23825	5 MHz	QPSK, 16QAM	25 RB / 0 RB Offset
		23780 to 23800	23780, 23790, 23800	10 MHz	QPSK, 16QAM	50 RB / 0 RB Offset
-	Peak to Average Ratio	23755 to 23825	23755, 23790, 23825	5 MHz	QPSK, 16QAM	1 RB / 12 RB Offset
		23780 to 23800	23780, 23790, 23800	10 MHz	QPSK, 16QAM	1 RB / 24 RB Offset
-	Band Edge	23755 to 23825	23755	5 MHz	QPSK	1 RB / 0 RB Offset
						25 RB / 0 RB Offset
			23825	5 MHz	QPSK	1 RB / 24 RB Offset
						25 RB / 0 RB Offset
		23780 to 23800	23780	10 MHz	QPSK	1 RB / 0 RB Offset
						50 RB / 0 RB Offset
			23800	10 MHz	QPSK	1 RB / 49 RB Offset
						50 RB / 0 RB Offset
-	Conducted Emission	23755 to 23825	23755, 23790, 23825	5 MHz	QPSK	1 RB / 12 RB Offset
		23780 to 23800	23780, 23790, 23800	10 MHz	QPSK	1 RB / 24 RB Offset
-	Radiated Emission	23780 to 23800	23780, 23790, 23800	10 MHz	QPSK	1 RB / 24 RB Offset

Note: This device was tested under all bandwidths, RB configurations and modulations. The worst case was found in QPSK modulation.

LTE Band 66

EUT Configure Mode	Test Item	Available Channel	Tested Channel	Channel Bandwidth	Modulation	Mode
-	EIRP	131979 to 132665	131979, 132322, 132665	1.4 MHz	QPSK, 16QAM	1 RB / 5 RB Offset
		131987 to 132657	131987, 132322, 132657	3 MHz	QPSK, 16QAM	1 RB / 14 RB Offset
		131997 to 132647	131997, 132322, 132647	5 MHz	QPSK, 16QAM	1 RB / 24 RB Offset
		132022 to 132622	132022, 132322, 132622	10 MHz	QPSK, 16QAM	1 RB / 49 RB Offset
		132047 to 132597	132047, 132322, 132597	15 MHz	QPSK, 16QAM	1 RB / 74 RB Offset
		132072 to 132572	132072, 132322, 132572	20 MHz	QPSK, 16QAM	1 RB / 99 RB Offset
-	Frequency Stability	131979 to 132665	131979, 132665	1.4 MHz	QPSK	1 RB / 5 RB Offset
		131987 to 132657	131987, 132657	3 MHz	QPSK	1 RB / 14 RB Offset
		131997 to 132647	131997, 132647	5 MHz	QPSK	1 RB / 24 RB Offset
		132022 to 132622	132022, 132622	10 MHz	QPSK	1 RB / 49 RB Offset
		132047 to 132597	132047, 132597	15 MHz	QPSK	1 RB / 74 RB Offset
		132072 to 132572	132072, 132572	20 MHz	QPSK	1 RB / 99 RB Offset
-	Occupied Bandwidth	131979 to 132665	131979, 132322, 132665	1.4 MHz	QPSK, 16QAM	6 RB / 0 RB Offset
		131987 to 132657	131987, 132322, 132657	3 MHz	QPSK, 16QAM	15 RB / 0 RB Offset
		131997 to 132647	131997, 132322, 132647	5 MHz	QPSK, 16QAM	25 RB / 0 RB Offset
		132022 to 132622	132022, 132322, 132622	10 MHz	QPSK, 16QAM	50 RB / 0 RB Offset
		132047 to 132597	132047, 132322, 132597	15 MHz	QPSK, 16QAM	75 RB / 0 RB Offset
		132072 to 132572	132072, 132322, 132572	20 MHz	QPSK, 16QAM	100 RB / 0 RB Offset
-	Peak to Average Ratio	131979 to 132665	131979, 132322, 132665	1.4 MHz	QPSK, 16QAM	1 RB / 2 RB Offset
		131987 to 132657	131987, 132322, 132657	3 MHz	QPSK, 16QAM	1 RB / 7 RB Offset
		131997 to 132647	131997, 132322, 132647	5 MHz	QPSK, 16QAM	12 RB / 0 RB Offset
		132022 to 132622	132022, 132322, 132622	10 MHz	QPSK, 16QAM	1 RB / 24 RB Offset
		132047 to 132597	132047, 132322, 132597	15 MHz	QPSK, 16QAM	36 RB / 0 RB Offset
		132072 to 132572	132072, 132322, 132572	20 MHz	QPSK, 16QAM	50 RB / 0 RB Offset
-	Band Edge	131979 to 132665	131979	1.4 MHz	QPSK	1 RB / 0 RB Offset
						6 RB / 0 RB Offset
			132665	1.4 MHz	QPSK	1 RB / 5 RB Offset
						6 RB / 0 RB Offset
		131987 to 132657	131987	3 MHz	QPSK	1 RB / 0 RB Offset
						15 RB / 0 RB Offset
			132657	3 MHz	QPSK	1 RB / 14 RB Offset
						15 RB / 0 RB Offset
		131997 to 132647	131997	5 MHz	QPSK	1 RB / 0 RB Offset
						25 RB / 0 RB Offset
			132647	5 MHz	QPSK	1 RB / 24 RB Offset
						25 RB / 0 RB Offset
		132022 to 132622	132022	10 MHz	QPSK	1 RB / 0 RB Offset
						50 RB / 0 RB Offset
			132622	10 MHz	QPSK	1 RB / 49 RB Offset
						50 RB / 0 RB Offset
		132047 to 132597	132047	15 MHz	QPSK	1 RB / 0 RB Offset
						75 RB / 0 RB Offset
			132597	15 MHz	QPSK	1 RB / 74 RB Offset
						75 RB / 0 RB Offset
		132072 to 132572	132072	20 MHz	QPSK	1 RB / 0 RB Offset
						100 RB / 0 RB Offset
			132572	20 MHz	QPSK	1 RB / 99 RB Offset
						100 RB / 0 RB Offset

EUT Configure Mode	Test Item	Available Channel	Tested Channel	Channel Bandwidth	Modulation	Mode
-	Conducted Emission	131979 to 132665	131979, 132322, 132665	1.4 MHz	QPSK	1 RB / 2 RB Offset
		131987 to 132657	131987, 132322, 132657	3 MHz	QPSK	1 RB / 7 RB Offset
		131997 to 132647	131997, 132322, 132647	5 MHz	QPSK	12 RB / 0 RB Offset
		132022 to 132622	132022, 132322, 132622	10 MHz	QPSK	50 RB / 0 RB Offset
		132047 to 132597	132047, 132322, 132597	15 MHz	QPSK	36 RB / 0 RB Offset
		132072 to 132572	132072, 132322, 132572	20 MHz	QPSK	50 RB / 0 RB Offset
-	Radiated Emission	132072 to 132572	132072, 132322, 132572	20 MHz	QPSK	1 RB / 99 RB Offset

Note: This device was tested under all bandwidths, RB configurations and modulations. The worst case was found in QPSK modulation.

Test Condition:

Test Item	Environmental Conditions	Input Power	Tested By
ERP / EIRP	25 deg. C, 65 % RH	3.3 Vdc	Getaz Yang
Frequency Stability	25 deg. C, 65 % RH	3.3 Vdc	Carlos Chen
Occupied Bandwidth	25 deg. C, 65 % RH	3.3 Vdc	Carlos Chen
Band Edge	25 deg. C, 65 % RH	3.3 Vdc	Carlos Chen
Peak to Average Ratio	25 deg. C, 65 % RH	3.3 Vdc	Carlos Chen
Condcudeted Emission	25 deg. C, 65 % RH	3.3 Vdc	Carlos Chen
Radiated Emission	25 deg. C, 65 % RH	120 Vac, 60 Hz	Getaz Yang

3.4 EUT Operating Conditions

The EUT makes a call to the communication simulator. The communication simulator station system controlled a EUT to export maximum output power under transmission mode and specific channel frequency

3.5 General Description of Applied Standards

The EUT is a RF Product. According to the specifications of the manufacturer, it must comply with the requirements of the following standards:

FCC 47 CFR Part 2
FCC 47 CFR Part 27
KDB 971168 D01 Power Meas License Digital Systems v02r02
ANSI/TIA/EIA-603-D 2010

Note: All test items have been performed and recorded as per the above standards.

4 Test Types and Results

4.1 Output Power Measurement

4.1.1 Limits of Output Power Measurement

Fixed, mobile, and portable (hand-held) stations operating in the 1710–1755 MHz band are limited to 1 watt EIRP.

Portable stations (hand-held devices) operating in the 704-716 MHz band are limited to 3 watts ERP

4.1.2 Test Procedures

EIRP / ERP Measurement:

a. All measurements were done at low, middle and high operational frequency range. RBW and VBW is 5 MHz for WCDMA and 10 MHz for LTE mode.

b. Substitution method is used for E.I.R.P measurement. In the semi-anechoic chamber, EUT placed on the 0.8 m height of Turn Table, rotated the table around 360 degrees to search the maximum radiation power and receiver antenna shall be rotated vertical and horizontal polarization and moved height from 1 m to 4 m to find the maximum polar radiated power. The “Read Value” is the spectrum reading the maximum power value.

c. The substitution horn antenna is substituted for EUT at the same position and signals generator export the CW signal to the substitution antenna via a tx cable. Rotated the Turn Table and moved receiving antenna to find the maximum radiation power. Adjust output power level of S.G to get a Value of spectrum reading equal to “Read Value” of step b. Record the power level of S.G.

d. EIRP = Output power level of S.G – TX cable loss + Antenna gain of substitution horn.E.R.P power can be calculated form E.I.R.P power by subtracting the gain of dipole, E.R.P power = E.I.P.R power - 2.15 dBi.

Conducted Power Measurement:

a. The EUT was set up for the maximum power with LTE link data modulation and link up with simulator.

b. Set the EUT to transmit under low, middle and high channel and record the power level shown on simulator.

4.1.3 Test Setup

EIRP / ERP Measurement:

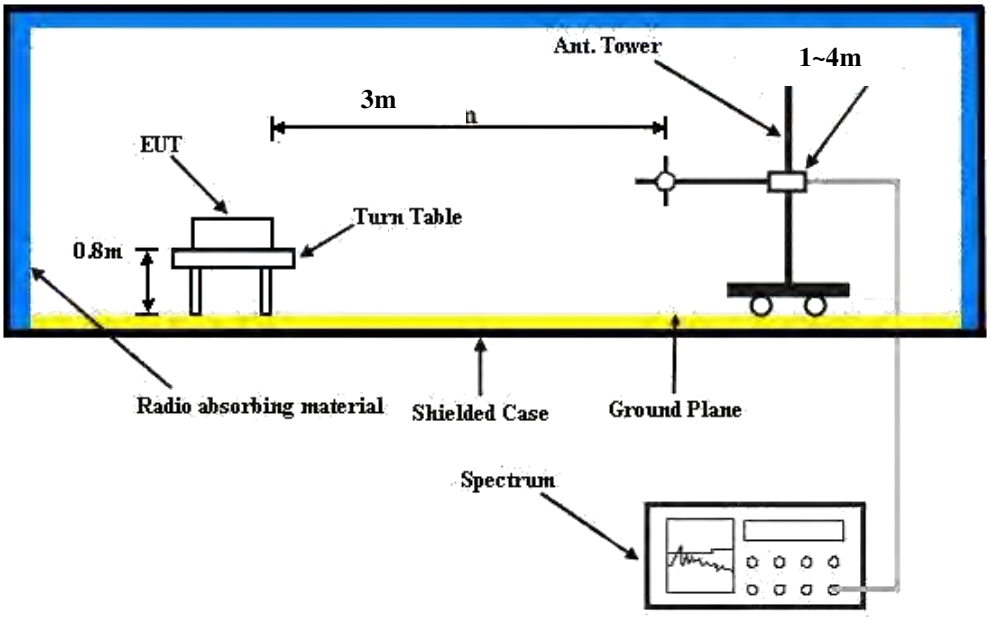

For the actual test configuration, please refer to the attached file (Test Setup Photo).

Conducted Power Measurement:

4.1.4 Test Results

Conducted Output Power (dBm)

Band	WCDMA IV		
Channel	1312	1413	1513
Frequency (MHz)	1712.4	1732.6	1752.6
RMC 12.2K	23.59	23.38	**23.77**
HSDPA Subtest-1	22.05	22.03	22.07
HSDPA Subtest-2	22.07	22.10	22.05
HSDPA Subtest-3	22.09	22.02	22.18
HSDPA Subtest-4	22.30	21.91	22.15
HSUPA Subtest-1	20.34	20.33	20.33
HSUPA Subtest-2	18.74	18.94	19.23
HSUPA Subtest-3	19.71	19.76	19.85
HSUPA Subtest-4	19.19	19.22	19.55
HSUPA Subtest-5	20.27	20.30	20.40

Band / BW	RB Size	RB Offset	QPSK			3GPP MPR (dB)	16QAM			3GPP MPR (dB)
			Low Ch 19957 1710.7 MHz	Mid Ch 20175 1732.5 MHz	High Ch 20393 1754.3 MHz		Low Ch 19957 1710.7 MHz	Mid Ch 20175 1732.5 MHz	High Ch 20393 1754.3 MHz	
4 / 1.4M	1	0	22.91	22.96	**22.97**	0	**21.90**	**21.90**	21.88	1
	1	2	22.80	22.81	22.85	0	21.80	21.84	21.84	1
	1	5	22.53	22.59	22.60	0	21.62	21.57	21.69	1
	3	0	22.86	22.83	22.88	0	21.80	21.74	21.79	1
	3	1	22.68	22.66	22.73	0	21.68	21.57	21.70	1
	3	3	22.56	22.58	22.52	0	21.53	21.54	21.47	1
	6	0	21.77	21.86	21.87	1	20.73	20.77	20.79	2

Band / BW	RB Size	RB Offset	QPSK			3GPP MPR (dB)	16QAM			3GPP MPR (dB)
			Low Ch 19965 1711.5 MHz	Mid Ch 20175 1732.5 MHz	High Ch 20385 1753.5 MHz		Low Ch 19965 1711.5 MHz	Mid Ch 20175 1732.5 MHz	High Ch 20385 1753.5 MHz	
4 / 3M	1	0	22.98	22.89	**23.02**	0	21.90	21.80	**22.01**	1
	1	7	22.88	22.80	22.89	0	21.82	21.69	21.84	1
	1	14	22.69	22.59	22.74	0	21.59	21.57	21.66	1
	8	0	21.96	21.88	21.95	1	20.75	20.68	20.75	2
	8	3	21.85	21.73	21.86	1	20.81	20.63	20.77	2
	8	7	21.65	21.54	21.57	1	20.54	20.51	20.64	2
	15	0	21.93	21.78	21.83	1	20.80	20.62	20.91	2

Band / BW	RB Size	RB Offset	QPSK			3GPP MPR (dB)	16QAM			3GPP MPR (dB)
			Low Ch 19975	Mid Ch 20175	High Ch 20375		Low CH 19975	Mid CH 20175	High CH 20375	
			1712.5 MHz	1732.5 MHz	1752.5 MHz		1712.5 MHz	1732.5 MHz	1752.5 MHz	
4 / 5M	1	0	23.01	23.03	**23.08**	0	22.00	21.94	**22.01**	1
	1	12	22.86	22.89	22.92	0	21.82	21.84	21.84	1
	1	24	22.76	22.76	22.81	0	21.69	21.64	21.81	1
	12	0	21.98	21.92	22.14	1	20.91	20.84	21.07	2
	12	6	21.86	21.82	22.02	1	20.84	20.77	20.96	2
	12	13	21.75	21.55	21.93	1	20.73	20.66	20.75	2
	25	0	21.84	21.87	22.07	1	20.83	20.91	20.77	2

Band / BW	RB Size	RB Offset	QPSK			3GPP MPR (dB)	16QAM			3GPP MPR (dB)
			Low Ch 20000	Mid Ch 20175	High Ch 20350		Low Ch 20000	Mid Ch 20175	High Ch 20350	
			1715.0 MHz	1732.5 MHz	1750.0 MHz		1715.0 MHz	1732.5 MHz	1750.0 MHz	
4 / 10M	1	0	23.11	22.99	**23.13**	0	22.06	21.90	**22.12**	1
	1	24	22.95	22.87	23.00	0	21.97	21.80	21.92	1
	1	49	22.73	22.77	22.91	0	21.70	21.62	21.75	1
	25	0	21.98	21.85	22.14	1	20.96	20.84	21.07	2
	25	12	21.83	21.72	22.00	1	20.81	20.65	20.95	2
	25	25	21.74	21.58	21.79	1	20.68	20.60	20.85	2
	50	0	22.03	21.89	22.00	1	20.86	20.78	21.05	2

Band / BW	RB Size	RB Offset	QPSK			3GPP MPR (dB)	16QAM			3GPP MPR (dB)
			Low Ch 20025	Mid Ch 20175	High Ch 20325		Low Ch 20025	Mid Ch 20175	High Ch 20325	
			1717.5 MHz	1732.5 MHz	1747.5 MHz		1717.5 MHz	1732.5 MHz	1747.5 MHz	
4 / 15M	1	0	22.98	23.00	**23.16**	0	21.96	21.95	**22.13**	1
	1	37	22.85	22.88	23.04	0	21.79	21.79	21.95	1
	1	74	22.62	22.74	22.94	0	21.59	21.66	21.89	1
	36	0	21.88	21.89	22.07	1	20.76	20.78	20.90	2
	36	19	21.74	21.74	21.91	1	20.71	20.77	20.87	2
	36	39	21.50	21.54	21.71	1	20.60	20.60	20.77	2
	75	0	21.78	21.79	22.08	1	20.78	20.71	21.07	2

Band / BW	RB Size	RB Offset	QPSK			3GPP MPR (dB)	16QAM			3GPP MPR (dB)
			Low Ch 20050	Mid Ch 20175	High Ch 20300		Low Ch 20050	Mid Ch 20175	High Ch 20300	
			1720.0 MHz	1732.5 MHz	1745.0 MHz		1720.0 MHz	1732.5 MHz	1745.0 MHz	
4 / 20M	1	0	22.99	23.02	**23.27**	0	21.91	21.93	**22.18**	1
	1	50	22.85	22.93	23.16	0	21.76	21.88	22.13	1
	1	99	22.70	22.79	23.00	0	21.57	21.64	21.83	1
	50	0	21.79	21.92	22.15	1	20.68	20.91	21.04	2
	50	25	21.70	21.80	22.01	1	20.58	20.72	20.97	2
	50	50	21.41	21.62	21.83	1	20.53	20.52	20.87	2
	100	0	21.80	21.94	22.20	1	20.87	20.78	21.15	2

Band / BW	RB Size	RB Offset	QPSK			3GPP MPR (dB)	16QAM			3GPP MPR (dB)
			Low Ch 23017	Mid Ch 23095	High Ch 23173		Low Ch 23017	Mid Ch 23095	High Ch 23173	
			699.7 MHz	707.5 MHz	715.3 MHz		699.7 MHz	707.5 MHz	715.3 MHz	
12 / 1.4M	1	0	22.52	22.58	**22.64**	0	21.44	21.55	**21.60**	1
	1	2	22.36	22.47	22.49	0	21.33	21.35	21.46	1
	1	5	22.24	22.33	22.28	0	21.21	21.21	21.23	1
	3	0	21.42	21.45	21.55	0	20.38	20.36	20.51	1
	3	1	21.27	21.32	21.36	0	20.15	20.29	20.36	1
	3	3	21.11	21.24	21.33	0	20.12	20.10	20.25	1
	6	0	21.38	21.36	21.61	1	20.28	20.46	20.45	2

Band / BW	RB Size	RB Offset	QPSK			3GPP MPR (dB)	16QAM			3GPP MPR (dB)
			Low Ch 23025	Mid Ch 23095	High Ch 23165		Low Ch 23025	Mid Ch 23095	High Ch 23165	
			700.5 MHz	707.5 MHz	714.5 MHz		700.5 MHz	707.5 MHz	714.5 MHz	
12 / 3M	1	0	22.55	22.60	**22.77**	0	21.47	21.54	**21.69**	1
	1	7	22.41	22.48	22.64	0	21.35	21.35	21.58	1
	1	14	22.29	22.36	22.50	0	21.14	21.33	21.49	1
	8	0	22.48	22.35	22.52	1	21.40	21.19	21.39	2
	8	3	22.37	22.22	22.38	1	21.30	21.21	21.37	2
	8	7	22.22	22.04	22.20	1	21.10	21.02	21.24	2
	15	0	21.39	21.40	21.66	1	20.48	20.48	20.49	2

Band / BW	RB Size	RB Offset	QPSK			3GPP MPR (dB)	16QAM			3GPP MPR (dB)
			Low Ch 23035	Mid Ch 23095	High Ch 23155		Low Ch 23035	Mid Ch 23095	High Ch 23155	
			701.5 MHz	707.5 MHz	713.5 MHz		701.5 MHz	707.5 MHz	713.5 MHz	
12 / 5M	1	0	22.58	22.64	**22.84**	0	21.51	21.59	**21.83**	1
	1	12	22.42	22.50	22.75	0	21.40	21.44	21.67	1
	1	24	22.32	22.40	22.57	0	21.27	21.35	21.58	1
	12	0	21.41	21.43	21.55	1	20.26	20.35	20.39	2
	12	6	21.30	21.29	21.39	1	20.24	20.27	20.35	2
	12	13	21.12	21.07	21.33	1	20.00	20.06	20.30	2
	25	0	21.39	21.47	21.83	1	20.39	20.46	20.79	2

Band / BW	RB Size	RB Offset	QPSK			3GPP MPR (dB)	16QAM			3GPP MPR (dB)
			Low Ch 23060	Mid Ch 23095	High Ch 23130		Low Ch 23060	Mid Ch 23095	High Ch 23130	
			704.0 MHz	707.5 MHz	711.0 MHz		704.0 MHz	707.5 MHz	711.0 MHz	
12 / 10M	1	0	22.62	22.76	**22.88**	0	21.53	21.74	**21.79**	1
	1	24	22.49	22.63	22.78	0	21.44	21.60	21.68	1
	1	49	22.26	22.48	22.67	0	21.30	21.44	21.57	1
	25	0	21.52	21.65	21.72	1	20.43	20.43	20.69	2
	25	12	21.40	21.52	21.57	1	20.38	20.46	20.56	2
	25	25	21.29	21.34	21.38	1	20.22	20.29	20.33	2
	50	0	21.40	21.66	21.78	1	20.57	20.63	20.62	2

Band / BW	RB Size	RB Offset	QPSK			3GPP MPR (dB)	16QAM			3GPP MPR (dB)
			Low Ch 23205	Mid Ch 23230	High Ch 23255		Low Ch 23205	Mid Ch 23230	High Ch 23255	
			779.5 MHz	782.0 MHz	784.5 MHz		779.5 MHz	782.0 MHz	784.5 MHz	
13 / 5M	1	0	22.56	22.63	**22.78**	0	21.49	21.60	**21.70**	1
	1	12	22.42	22.52	22.64	0	21.34	21.46	21.59	1
	1	24	22.19	22.34	22.47	0	21.29	21.18	21.43	1
	12	0	21.55	21.60	21.63	1	20.37	20.57	20.58	2
	12	6	21.40	21.49	21.54	1	20.37	20.48	20.42	2
	12	13	21.20	21.35	21.27	1	20.26	20.24	20.33	2
	25	0	21.41	21.56	21.67	1	20.43	20.41	20.63	2

Band / BW	RB Size	RB Offset	QPSK	3GPP MPR (dB)	16QAM	3GPP MPR (dB)
			Mid Ch 23230		Mid Ch 23230	
			782.0 MHz		782.0 MHz	
13 / 10M	1	0	**23.03**	0	**21.98**	1
	1	24	22.89	0	21.90	1
	1	49	22.72	0	21.74	1
	25	0	21.87	1	20.79	2
	25	12	21.75	1	20.69	2
	25	25	21.64	1	20.55	2
	50	0	21.97	1	20.82	2

Band / BW	RB Size	RB Offset	QPSK			3GPP MPR (dB)	16QAM			3GPP MPR (dB)
			Low Ch 23755	Mid Ch 23790	High Ch 23825		Low Ch 23755	Mid Ch 23790	High Ch 23825	
			706.5 MHz	710.0 MHz	713.5 MHz		706.5 MHz	710.0 MHz	713.5 MHz	
17 / 5M	1	0	22.53	22.62	**22.65**	0	21.50	21.57	**21.62**	1
	1	12	22.44	22.46	22.54	0	21.37	21.48	21.42	1
	1	24	22.26	22.40	22.32	0	21.12	21.21	21.28	1
	12	0	21.45	21.58	21.56	1	20.44	20.55	20.38	2
	12	6	21.33	21.43	21.47	1	20.33	20.46	20.38	2
	12	13	21.17	21.36	21.33	1	20.17	20.29	20.21	2
	25	0	21.46	21.51	21.57	1	20.33	20.46	20.45	2

Band / BW	RB Size	RB Offset	QPSK			3GPP MPR (dB)	16QAM			3GPP MPR (dB)
			Low Ch 23780	Mid Ch 23790	High Ch 23800		Low Ch 23780	Mid Ch 23790	High Ch 23800	
			709.0 MHz	710.0 MHz	711.0 MHz		709.0 MHz	710.0 MHz	711.0 MHz	
17 / 10M	1	0	22.81	**23.00**	22.86	0	21.73	**21.93**	21.85	1
	1	24	22.67	22.91	22.71	0	21.66	21.78	21.65	1
	1	49	22.52	22.79	22.59	0	21.44	21.56	21.59	1
	25	0	21.69	21.71	21.74	1	20.67	20.65	20.69	2
	25	12	21.55	21.60	21.63	1	20.48	20.51	20.51	2
	25	25	21.32	21.45	21.43	1	20.30	20.46	20.42	2
	50	0	21.73	21.97	21.83	1	20.62	20.89	20.68	2

Band / BW	RB Size	RB Offset	QPSK			3GPP MPR (dB)	16QAM			3GPP MPR (dB)
			Low Ch 131979	Mid Ch 132322	High Ch 132665		Low Ch 131979	Mid Ch 132322	High Ch 132665	
			1710.7 MHz	1745.0 MHz	1779.3 MHz		1710.7 MHz	1745.0 MHz	1779.3 MHz	
66 / 1.4M	1	0	22.82	22.87	22.78	0	21.23	21.30	21.26	1
	1	2	22.16	22.18	22.16	0	21.04	21.20	21.15	1
	1	5	21.99	22.10	22.03	0	21.00	21.01	20.93	1
	3	0	22.68	22.74	22.65	0	20.27	20.31	20.32	1
	3	1	21.21	21.28	21.17	0	20.16	20.18	20.09	1
	3	3	21.08	21.08	21.03	0	20.04	20.10	20.07	1
	6	0	21.22	21.33	21.22	1	20.14	20.21	20.18	2

Band / BW	RB Size	RB Offset	QPSK			3GPP MPR (dB)	16QAM			3GPP MPR (dB)
			Low Ch 131987	Mid Ch 132322	High Ch 132657		Low Ch 131987	Mid Ch 132322	High Ch 132657	
			1711.5 MHz	1745.5 MHz	1778.5 MHz		1711.5 MHz	1745.5 MHz	1778.5 MHz	
66 / 3M	1	0	22.77	22.94	22.85	0	21.68	21.91	21.81	1
	1	7	22.63	22.78	22.75	0	21.57	21.69	21.73	1
	1	14	22.40	22.64	22.63	0	21.32	21.58	21.46	1
	8	0	22.37	22.45	22.34	1	21.25	21.39	21.22	2
	8	3	22.22	22.35	22.23	1	21.14	21.23	21.18	2
	8	7	22.08	22.17	22.07	1	20.97	21.16	21.02	2
	15	0	21.65	21.77	21.80	1	20.58	20.65	20.76	2

Band / BW	RB Size	RB Offset	QPSK			3GPP MPR (dB)	16QAM			3GPP MPR (dB)
			Low Ch 131997	Mid Ch 132322	High Ch 132647		Low Ch 131997	Mid Ch 132322	High Ch 132647	
			1712.5 MHz	1745.0 MHz	1777.5 MHz		1712.5 MHz	1745.0 MHz	1777.5 MHz	
66 / 5M	1	0	22.88	22.99	22.95	0	21.80	21.92	21.89	1
	1	12	22.72	22.85	22.82	0	21.68	21.87	21.81	1
	1	24	22.56	22.77	22.61	0	21.43	21.62	21.55	1
	12	0	22.61	22.74	22.75	1	21.43	21.65	21.74	2
	12	6	22.45	22.64	22.59	1	21.42	21.63	21.55	2
	12	13	22.31	22.44	22.52	1	21.25	21.45	21.38	2
	25	0	21.75	21.92	21.81	1	20.68	20.97	20.68	2

Band / BW	RB Size	RB Offset	QPSK			3GPP MPR (dB)	16QAM			3GPP MPR (dB)
			Low Ch 132022	Mid Ch 132322	High Ch 132622		Low Ch 132022	Mid Ch 132322	High Ch 132622	
			1715.0 MHz	1745.0 MHz	1775.0 MHz		1715.0 MHz	1745.0 MHz	1775.0 MHz	
66 / 10M	1	0	22.97	23.05	23.02	0	21.91	22.02	21.97	1
	1	24	22.86	22.90	22.86	0	21.78	21.85	21.88	1
	1	49	22.74	22.74	22.64	0	21.56	21.72	21.76	1
	25	0	22.62	22.78	22.67	1	21.46	21.66	21.66	2
	25	12	22.52	22.65	22.53	1	21.44	21.61	21.48	2
	25	25	22.28	22.45	22.35	1	21.25	21.41	21.37	2
	50	0	21.80	21.92	21.87	1	20.78	20.93	20.79	2

Band / BW	RB Size	RB Offset	QPSK			3GPP MPR (dB)	16QAM			3GPP MPR (dB)
			Low Ch 132047	Mid Ch 132322	High Ch 132597		Low Ch 132047	Mid Ch 132322	High Ch 132597	
			1717.5 MHz	1745.0 MHz	1772.5 MHz		1717.5 MHz	1745.0 MHz	1772.5 MHz	
66 / 15M	1	0	23.06	23.13	23.00	0	22.03	22.10	21.94	1
	1	37	22.90	22.99	22.89	0	21.90	21.97	21.88	1
	1	74	22.73	22.86	22.65	0	21.67	21.77	21.66	1
	36	0	22.69	22.83	22.71	1	21.59	21.76	21.67	2
	36	19	22.59	22.69	22.58	1	21.50	21.67	21.54	2
	36	39	22.43	22.45	22.38	1	21.35	21.59	21.28	2
	75	0	21.93	22.06	21.94	1	21.02	21.05	20.75	2

Band / BW	RB Size	RB Offset	QPSK			3GPP MPR (dB)	16QAM			3GPP MPR (dB)
			Low Ch 132072	Mid Ch 132322	High Ch 132572		Low Ch 132072	Mid Ch 132322	High Ch 132572	
			1720.0 MHz	1745.0 MHz	1770.0 MHz		1720.0 MHz	1745.0 MHz	1770.0 MHz	
66 / 20M	1	0	23.09	23.25	23.11	0	22.07	22.21	22.08	1
	1	50	22.96	23.11	22.99	0	21.90	22.10	21.90	1
	1	99	22.84	22.95	22.90	0	21.78	21.93	21.68	1
	50	0	22.75	23.02	22.87	1	21.67	21.92	21.78	2
	50	25	22.59	22.89	22.74	1	21.53	21.86	21.67	2
	50	50	22.49	22.65	22.51	1	21.42	21.73	21.61	2
	100	0	21.87	22.17	21.96	1	20.88	**21.05**	20.91	2

ERP Power (dBm)

LTE Band 12							
Channel Bandwidth: 1.4 MHz / QPSK							
Plane	**Channel**	**Frequency (MHz)**	**LVL (dBm)**	**Correction Factor (dB)**	**ERP (dBm)**	**ERP (mW)**	**Polarization (H/V)**
X	23017	699.7	-5.95	30.36	22.26	168.27	H
	23095	707.5	-5.71	30.17	22.31	170.22	
	23173	715.3	-5.79	30.17	22.23	167.11	
	23017	699.7	-16.02	32.03	13.86	24.32	V
	23095	707.5	-15.94	31.98	13.89	24.49	
	23173	715.3	-16.09	32.06	13.82	24.10	
Channel Bandwidth: 1.4 MHz / 16QAM							
X	23017	699.7	-7.02	30.36	21.19	131.52	H
	23095	707.5	-6.80	30.17	21.22	132.43	
	23173	715.3	-6.85	30.17	21.17	130.92	
	23017	699.7	-16.16	32.03	13.72	23.55	V
	23095	707.5	-16.10	31.98	13.73	23.60	
	23173	715.3	-16.21	32.06	13.70	23.44	

LTE Band 12							
Channel Bandwidth: 3 MHz / QPSK							
Plane	**Channel**	**Frequency (MHz)**	**LVL (dBm)**	**Correction Factor (dB)**	**ERP (dBm)**	**ERP (mW)**	**Polarization (H/V)**
X	23025	700.5	-5.66	30.17	22.36	172.19	H
	23095	707.5	-5.64	30.17	22.38	172.98	
	23165	714.5	-5.70	30.18	22.33	171.00	
	23025	700.5	-15.88	31.96	13.93	24.72	V
	23095	707.5	-15.86	31.98	13.97	24.95	
	23165	714.5	-15.96	32.03	13.92	24.66	
Channel Bandwidth: 3 MHz / 16QAM							
X	23025	700.5	-6.78	30.17	21.24	133.05	H
	23095	707.5	-6.75	30.17	21.27	133.97	
	23165	714.5	-6.81	30.18	21.22	132.43	
	23025	700.5	-16.03	31.96	13.78	23.88	V
	23095	707.5	-16.02	31.98	13.81	24.04	
	23165	714.5	-16.09	32.03	13.79	23.93	

LTE Band 12							
Channel Bandwidth: 5 MHz / QPSK							
Plane	Channel	Frequency (MHz)	LVL (dBm)	Correction Factor (dB)	ERP (dBm)	ERP (mW)	Polarization (H/V)
X	23035	701.5	-5.59	30.17	22.43	174.98	H
	23095	707.5	-5.57	30.17	22.45	175.79	
	23155	713.5	-5.62	30.18	22.41	174.18	
	23035	701.5	-15.80	31.96	14.01	25.18	V
	23095	707.5	-15.79	31.98	14.04	25.35	
	23155	713.5	-15.86	32.03	14.02	25.23	
Channel Bandwidth: 5 MHz / 16QAM							
X	23035	701.5	-6.70	30.17	21.32	135.52	H
	23095	707.5	-6.69	30.17	21.33	135.83	
	23155	713.5	-6.72	30.18	21.31	135.21	
	23035	701.5	-15.98	31.96	13.83	24.15	V
	23095	707.5	-15.97	31.98	13.86	24.32	
	23155	713.5	-16.03	32.03	13.85	24.27	

LTE Band 12							
Channel Bandwidth: 10 MHz / QPSK							
Plane	Channel	Frequency (MHz)	LVL (dBm)	Correction Factor (dB)	ERP (dBm)	ERP (mW)	Polarization (H/V)
X	23060	704.0	-5.52	30.17	22.50	177.83	H
	23095	707.5	-5.50	30.17	22.52	178.65	
	23130	711.0	-5.54	30.18	22.49	177.42	
	23060	704.0	-15.76	31.96	14.05	25.41	V
	23095	707.5	-15.70	31.98	14.13	25.88	
	23130	711.0	-15.81	32.03	14.07	25.53	
Channel Bandwidth: 10 MHz / 16QAM							
X	23060	704.0	-6.64	30.17	21.38	137.40	H
	23095	707.5	-6.61	30.17	21.41	138.36	
	23130	711.0	-6.68	30.18	21.35	136.46	
	23060	704.0	-15.92	31.96	13.89	24.49	V
	23095	707.5	-15.90	31.98	13.93	24.72	
	23130	711.0	-15.97	32.03	13.91	24.60	

LTE Band 13							
Channel Bandwidth: 5 MHz / QPSK							
Plane	Channel	Frequency (MHz)	LVL (dBm)	Correction Factor (dB)	ERP (dBm)	ERP (mW)	Polarization (H/V)
X	23205	779.5	-7.95	32.24	22.14	163.68	H
	23230	782.0	-7.83	32.17	22.19	165.58	
	23255	784.5	-7.83	32.11	22.13	163.31	
	23205	779.5	-14.67	32.43	15.61	36.39	V
	23230	782.0	-14.62	32.42	15.65	36.73	
	23255	784.5	-14.69	32.46	15.62	36.48	
Channel Bandwidth: 5 MHz / 16QAM							
X	23205	779.5	-8.58	32.24	21.51	141.58	H
	23230	782.0	-8.47	32.17	21.55	142.89	
	23255	784.5	-8.43	32.11	21.53	142.23	
	23205	779.5	-15.26	32.43	15.02	31.77	V
	23230	782.0	-15.24	32.42	15.03	31.84	
	23255	784.5	-15.32	32.46	14.99	31.55	

LTE Band 13							
Channel Bandwidth: 10 MHz / QPSK							
Plane	Channel	Frequency (MHz)	LVL (dBm)	Correction Factor (dB)	ERP (dBm)	ERP (mW)	Polarization (H/V)
X	23230	782.0	-7.76	32.17	22.26	168.27	H
	23230	782.0	-14.49	32.42	15.78	37.84	V
Channel Bandwidth: 10 MHz / 16QAM							
X	23230	782.0	-8.34	32.17	21.68	147.23	H
	23230	782.0	-15.22	32.42	15.05	31.99	V

LTE Band 17							
Channel Bandwidth: 5 MHz / QPSK							
Plane	Channel	Frequency (MHz)	LVL (dBm)	Correction Factor (dB)	ERP (dBm)	ERP (mW)	Polarization (H/V)
X	23755	706.5	-5.63	30.36	22.58	181.13	H
	23790	710.0	-5.42	30.17	22.60	181.97	
	23825	713.5	-5.49	30.17	22.53	179.06	
	23755	706.5	-16.39	32.03	13.49	22.34	V
	23790	710.0	-16.33	31.98	13.50	22.39	
	23825	713.5	-16.48	32.06	13.43	22.03	
Channel Bandwidth: 5 MHz / 16QAM							
X	23755	706.5	-6.80	30.36	21.41	138.36	H
	23790	710.0	-6.55	30.17	21.47	140.28	
	23825	713.5	-6.56	30.17	21.46	139.96	
	23755	706.5	-17.63	32.03	12.25	16.79	V
	23790	710.0	-17.54	31.98	12.29	16.94	
	23825	713.5	-17.69	32.06	12.22	16.67	

LTE Band 17							
Channel Bandwidth: 10 MHz / QPSK							
Plane	Channel	Frequency (MHz)	LVL (dBm)	Correction Factor (dB)	ERP (dBm)	ERP (mW)	Polarization (H/V)
X	23780	709.0	-5.42	30.17	22.60	181.97	H
	23790	710.0	-5.38	30.17	22.64	183.65	
	23800	711.0	-5.44	30.18	22.59	181.55	
	23780	709.0	-16.21	31.96	13.60	22.91	V
	23790	710.0	-16.22	31.98	13.61	22.96	
	23800	711.0	-16.30	32.03	13.58	22.80	
Channel Bandwidth: 10 MHz / 16QAM							
X	23780	709.0	-6.51	30.17	21.51	141.58	H
	23790	710.0	-6.47	30.17	21.55	142.89	
	23800	711.0	-6.49	30.18	21.54	142.56	
	23780	709.0	-17.43	31.96	12.38	17.30	V
	23790	710.0	-17.40	31.98	12.43	17.50	
	23800	711.0	-17.49	32.03	12.39	17.34	

EIRP Power (dBm)

WCDMA							
Plane	Channel	Frequency (MHz)	LVL (dBm)	Correction Factor (dB)	EIRP (dBm)	EIRP (mW)	Polarization (H/V)
Z	1312	1712.4	-24.55	36.29	11.74	14.92	H
	1413	1732.6	-24.68	36.69	12.01	15.88	
	1513	1752.6	-25.15	36.98	11.83	15.24	
	1312	1712.4	-11.21	37.11	25.90	388.87	V
	1413	1732.6	-11.35	37.60	26.25	421.70	
	1513	1752.6	-11.56	37.65	26.09	406.35	

LTE Band 4							
Channel Bandwidth: 1.4 MHz / QPSK							
Plane	Channel	Frequency (MHz)	LVL (dBm)	Correction Factor (dB)	EIRP (dBm)	EIRP (mW)	Polarization (H/V)
Z	19957	1710.7	-24.13	36.45	12.32	17.06	H
	20175	1732.5	-24.42	36.80	12.38	17.29	
	20393	1754.3	-24.61	36.94	12.33	17.11	
	19957	1710.7	-14.32	37.28	22.96	197.56	V
	20175	1732.5	-14.60	37.63	23.03	200.91	
	20393	1754.3	-14.63	37.64	23.01	199.99	
Channel Bandwidth: 1.4 MHz / 16QAM							
Z	19957	1710.7	-25.32	36.45	11.13	12.97	H
	20175	1732.5	-25.56	36.80	11.24	13.30	
	20393	1754.3	-25.79	36.94	11.15	13.04	
	19957	1710.7	-15.25	37.28	22.03	159.48	V
	20175	1732.5	-15.56	37.63	22.07	161.06	
	20393	1754.3	-15.62	37.64	22.02	159.22	

LTE Band 4							
Channel Bandwidth: 3 MHz / QPSK							
Plane	Channel	Frequency (MHz)	LVL (dBm)	Correction Factor (dB)	EIRP (dBm)	EIRP (mW)	Polarization (H/V)
Z	19965	1711.5	-24.02	36.45	12.43	17.50	H
	20175	1732.5	-24.32	36.80	12.48	17.70	
	20385	1753.5	-24.53	36.94	12.41	17.43	
	19965	1711.5	-14.19	37.28	23.09	203.56	V
	20175	1732.5	-14.53	37.63	23.10	204.17	
	20385	1753.5	-14.58	37.64	23.06	202.30	
Channel Bandwidth: 3 MHz / 16QAM							
Z	19965	1711.5	-25.20	36.45	11.25	13.34	H
	20175	1732.5	-25.47	36.80	11.33	13.58	
	20385	1753.5	-25.68	36.94	11.26	13.38	
	19965	1711.5	-15.14	37.28	22.14	163.57	V
	20175	1732.5	-15.47	37.63	22.16	164.44	
	20385	1753.5	-15.52	37.64	22.12	162.93	

LTE Band 4							
Channel Bandwidth: 5 MHz / QPSK							
Plane	Channel	Frequency (MHz)	LVL (dBm)	Correction Factor (dB)	EIRP (dBm)	EIRP (mW)	Polarization (H/V)
Z	19975	1712.5	-23.95	36.45	12.50	17.78	H
	20175	1732.5	-24.24	36.80	12.56	18.03	
	20375	1752.5	-24.47	36.94	12.47	17.67	
	19975	1712.5	-14.08	37.28	23.20	208.79	V
	20175	1732.5	-14.41	37.63	23.22	209.89	
	20375	1752.5	-14.47	37.64	23.17	207.49	
Channel Bandwidth: 5 MHz / 16QAM							
Z	19975	1712.5	-25.09	36.45	11.36	13.68	H
	20175	1732.5	-25.34	36.80	11.46	13.99	
	20375	1752.5	-25.57	36.94	11.37	13.72	
	19975	1712.5	-15.05	37.28	22.23	166.99	V
	20175	1732.5	-15.36	37.63	22.27	168.66	
	20375	1752.5	-15.43	37.64	22.21	166.34	

LTE Band 4							
Channel Bandwidth: 10 MHz / QPSK							
Plane	Channel	Frequency (MHz)	LVL (dBm)	Correction Factor (dB)	EIRP (dBm)	EIRP (mW)	Polarization (H/V)
Z	20000	1715.0	-24.04	36.64	12.60	18.20	H
	20175	1732.5	-24.13	36.80	12.67	18.47	
	20350	1750.0	-24.31	36.80	12.49	17.74	
	20000	1715.0	-14.18	37.44	23.26	211.79	V
	20175	1732.5	-14.33	37.63	23.30	213.75	
	20350	1750.0	-14.43	37.64	23.21	209.17	
Channel Bandwidth: 10 MHz / 16QAM							
Z	20000	1715.0	-25.19	36.64	11.45	13.96	H
	20175	1732.5	-25.29	36.80	11.51	14.14	
	20350	1750.0	-25.33	36.80	11.47	14.03	
	20000	1715.0	-15.08	37.44	22.36	172.15	V
	20175	1732.5	-15.25	37.63	22.38	172.94	
	20350	1750.0	-15.31	37.64	22.33	170.80	

LTE Band 4							
Channel Bandwidth: 15 MHz / QPSK							
Plane	Channel	Frequency (MHz)	LVL (dBm)	Correction Factor (dB)	EIRP (dBm)	EIRP (mW)	Polarization (H/V)
Z	20025	1717.5	-23.71	36.45	12.74	18.79	H
	20175	1732.5	-24.03	36.80	12.77	18.92	
	20325	1747.5	-24.19	36.94	12.75	18.85	
	20025	1717.5	-13.96	37.28	23.32	214.63	V
	20175	1732.5	-14.19	37.63	23.44	220.80	
	20325	1747.5	-14.22	37.64	23.42	219.79	
Channel Bandwidth: 15 MHz / 16QAM							
Z	20025	1717.5	-24.88	36.45	11.57	14.35	H
	20175	1732.5	-25.20	36.80	11.60	14.45	
	20325	1747.5	-25.39	36.94	11.55	14.30	
	20025	1717.5	-14.87	37.28	22.41	174.06	V
	20175	1732.5	-15.13	37.63	22.50	177.83	
	20325	1747.5	-15.15	37.64	22.49	177.42	

LTE Band 4							
Channel Bandwidth: 20 MHz / QPSK							
Plane	Channel	Frequency (MHz)	LVL (dBm)	Correction Factor (dB)	EIRP (dBm)	EIRP (mW)	Polarization (H/V)
Z	20050	1720.0	-23.68	36.45	12.77	18.92	H
	20175	1732.5	-23.97	36.80	12.83	19.18	
	20300	1745.0	-24.15	36.94	12.79	19.02	
	20050	1720.0	-13.77	37.28	23.51	224.23	V
	20175	1732.5	-14.06	37.63	23.57	227.51	
	20300	1745.0	-14.10	37.64	23.54	225.94	
Channel Bandwidth: 20 MHz / 16QAM							
Z	20050	1720.0	-24.81	36.45	11.64	14.59	H
	20175	1732.5	-25.11	36.80	11.69	14.75	
	20300	1745.0	-25.28	36.94	11.66	14.67	
	20050	1720.0	-14.73	37.28	22.55	179.76	V
	20175	1732.5	-15.02	37.63	22.61	182.39	
	20300	1745.0	-15.10	37.64	22.54	179.47	

LTE Band 66							
Channel Bandwidth: 1.4 MHz / QPSK							
Plane	Channel	Frequency (MHz)	LVL (dBm)	Correction Factor (dB)	EIRP (dBm)	EIRP (mW)	Polarization (H/V)
Z	131979	1710.7	-24.92	36.45	11.53	14.22	H
	132322	1745	-25.11	36.80	11.69	14.75	
	132665	1779.3	-25.35	36.94	11.59	14.43	
	131979	1710.7	-15.52	37.28	21.76	149.86	V
	132322	1745	-15.81	37.63	21.82	152.05	
	132665	1779.3	-15.85	37.64	21.79	151.01	
Channel Bandwidth: 1.4 MHz / 16QAM							
Z	131979	1710.7	-25.56	36.45	10.89	12.27	H
	132322	1745	-25.87	36.80	10.93	12.39	
	132665	1779.3	-26.12	36.94	10.82	12.09	
	131979	1710.7	-16.22	37.28	21.06	127.56	V
	132322	1745	-16.48	37.63	21.15	130.32	
	132665	1779.3	-16.60	37.64	21.04	127.06	

LTE Band 66							
Channel Bandwidth: 3 MHz / QPSK							
Plane	Channel	Frequency (MHz)	LVL (dBm)	Correction Factor (dB)	EIRP (dBm)	EIRP (mW)	Polarization (H/V)
Z	131987	1711.5	-24.82	36.45	11.63	14.55	H
	132322	1745	-25.02	36.80	11.78	15.06	
	132657	1778.5	-25.30	36.94	11.64	14.60	
	131987	1711.5	-15.41	37.28	21.87	153.71	V
	132322	1745	-15.72	37.63	21.91	155.24	
	132657	1778.5	-15.78	37.64	21.86	153.46	
Channel Bandwidth: 3 MHz / 16QAM							
Z	131987	1711.5	-25.50	36.45	10.95	12.45	H
	132322	1745	-25.81	36.80	10.99	12.56	
	132657	1778.5	-26.05	36.94	10.89	12.28	
	131987	1711.5	-16.15	37.28	21.13	129.63	V
	132322	1745	-16.41	37.63	21.22	132.43	
	132657	1778.5	-16.52	37.64	21.12	129.42	

LTE Band 66							
Channel Bandwidth: 5 MHz / QPSK							
Plane	Channel	Frequency (MHz)	LVL (dBm)	Correction Factor (dB)	EIRP (dBm)	EIRP (mW)	Polarization (H/V)
Z	131997	1712.5	-24.73	36.45	11.72	14.86	H
	132322	1745	-24.97	36.80	11.83	15.24	
	132647	1777.5	-25.21	36.94	11.73	14.90	
	131997	1712.5	-15.35	37.28	21.93	155.85	V
	132322	1745	-15.68	37.63	21.95	156.68	
	132647	1777.5	-15.72	37.64	21.92	155.60	
Channel Bandwidth: 5 MHz / 16QAM							
Z	131997	1712.5	-25.43	36.45	11.02	12.65	H
	132322	1745	-25.74	36.80	11.06	12.76	
	132647	1777.5	-25.91	36.94	11.03	12.69	
	131997	1712.5	-16.11	37.28	21.17	130.83	V
	132322	1745	-16.38	37.63	21.25	133.35	
	132647	1777.5	-16.43	37.64	21.21	132.13	

LTE Band 66							
Channel Bandwidth: 10 MHz / QPSK							
Plane	Channel	Frequency (MHz)	LVL (dBm)	Correction Factor (dB)	EIRP (dBm)	EIRP (mW)	Polarization (H/V)
Z	132022	1715	-24.82	36.64	11.82	15.21	H
	132322	1745	-24.91	36.80	11.89	15.43	
	132622	1775	-25.03	36.80	11.77	15.03	
	132022	1715	-15.45	37.44	21.99	158.09	V
	132322	1745	-15.62	37.63	22.01	158.82	
	132622	1775	-15.70	37.64	21.94	156.13	
Channel Bandwidth: 10 MHz / 16QAM							
Z	132022	1715	-25.58	36.64	11.06	12.76	H
	132322	1745	-25.68	36.80	11.12	12.93	
	132622	1775	-25.72	36.80	11.08	12.82	
	132022	1715	-16.15	37.44	21.29	134.56	V
	132322	1745	-16.31	37.63	21.32	135.49	
	132622	1775	-16.37	37.64	21.27	133.81	

LTE Band 66							
Channel Bandwidth: 15 MHz / QPSK							
Plane	Channel	Frequency (MHz)	LVL (dBm)	Correction Factor (dB)	EIRP (dBm)	EIRP (mW)	Polarization (H/V)
Z	132047	1717.5	-24.61	36.45	11.84	15.28	H
	132322	1745	-24.83	36.80	11.97	15.74	
	132597	1772.5	-24.99	36.94	11.95	15.68	
	132047	1717.5	-15.24	37.28	22.04	159.85	V
	132322	1745	-15.54	37.63	22.09	161.81	
	132597	1772.5	-15.62	37.64	22.02	159.22	
Channel Bandwidth: 15 MHz / 16QAM							
Z	132047	1717.5	-25.31	36.45	11.14	13.00	H
	132322	1745	-25.61	36.80	11.19	13.15	
	132597	1772.5	-25.77	36.94	11.17	13.10	
	132047	1717.5	-15.98	37.28	21.30	134.80	V
	132322	1745	-16.25	37.63	21.38	137.40	
	132597	1772.5	-16.30	37.64	21.34	136.14	

LTE Band 66							
Channel Bandwidth: 20 MHz / QPSK							
Plane	Channel	Frequency (MHz)	LVL (dBm)	Correction Factor (dB)	EIRP (dBm)	EIRP (mW)	Polarization (H/V)
Z	132072	1720	-24.49	36.45	11.96	15.70	H
	132322	1745	-24.77	36.80	12.03	15.96	
	132572	1770	-24.93	36.94	12.01	15.90	
	132072	1720	-15.15	37.28	22.13	163.19	V
	132322	1745	-15.49	37.63	22.14	163.68	
	132572	1770	-15.57	37.64	22.07	161.06	
Channel Bandwidth: 20 MHz / 16QAM							
Z	132072	1720	-25.23	36.45	11.22	13.24	H
	132322	1745	-25.54	36.80	11.26	13.36	
	132572	1770	-25.70	36.94	11.24	13.31	
	132072	1720	-15.92	37.28	21.36	136.68	V
	132322	1745	-16.18	37.63	21.45	139.64	
	132572	1770	-16.21	37.64	21.43	139.00	

4.2 Frequency Stability Measurement

4.2.1 Limits of Frequency Stabiliity Measurement

The frequency stability shall be sufficient to ensure that the fundamental emissions stay within the authorized bands of operation.

4.2.2 Test Procedure

a. Device is placed at the oven room. The oven room could control the temperatures and humidity. Power warm up is at least 15 min and power applied should perform before recording frequency error.
b. EUT is connected the external power supply to control the DC input power. The test voltage range is from minimum to maximum working voltage. Each step shall be record the frequency error rate.
c. The temperature range step is 10 degrees in this test items. All temperature levels shall be hold the ±0.5 ℃ during the measurement testing. The each temperature step shall be at least 0.5 hours, consider the EUT could be test under the stability condition.

Note: The frequency error was recorded frequency error from the communication simulator.

4.2.3 Test Setup

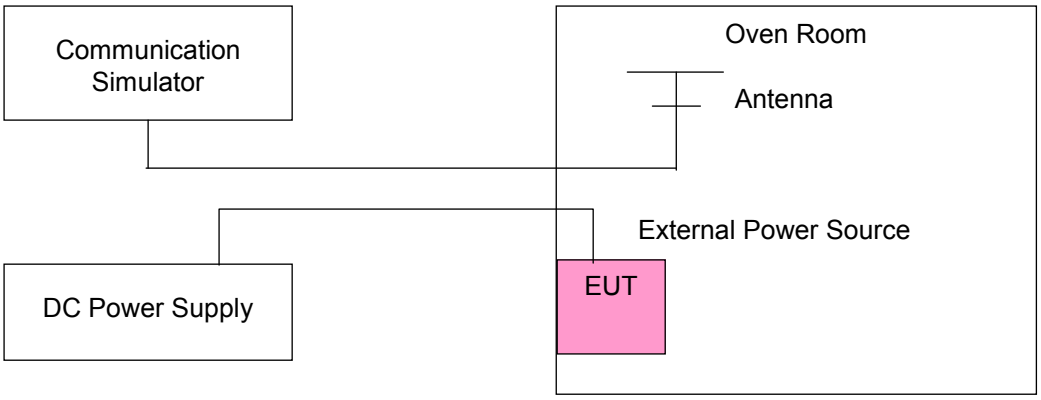

4.2.4 Test Results

Frequency Error vs. Voltage

Voltage (Volts)	WCDMA				Limit (ppm)
	Low Channel		High Channel		
	Frequency (MHz)	Frequency Error (ppm)	Frequency (MHz)	Frequency Error (ppm)	
3.3	1712.400001	0.001	1752.600004	0.002	2.5
3.14	1712.400001	0.001	1752.600003	0.002	2.5
4.4	1712.400003	0.002	1752.600002	0.001	2.5

Note: The applicant defined the normal working voltage of the battery is from 3.14 Vdc to 4.4 Vdc.

Frequency Error vs. Temperature

Temp. (℃)	WCDMA				Limit (ppm)
	Low Channel		High Channel		
	Frequency (MHz)	Frequency Error (ppm)	Frequency (MHz)	Frequency Error (ppm)	
-20	1712.400004	0.002	1752.600003	0.002	2.5
-10	1712.400004	0.002	1752.600002	0.001	2.5
0	1712.400003	0.002	1752.600003	0.002	2.5
10	1712.400002	0.001	1752.600002	0.001	2.5
20	1712.399997	-0.002	1752.599997	-0.002	2.5
30	1712.399996	-0.002	1752.599997	-0.002	2.5
40	1712.399997	-0.002	1752.599996	-0.002	2.5
50	1712.399998	-0.001	1752.599997	-0.002	2.5
55	1712.399996	-0.002	1752.599999	-0.001	2.5

Frequency Error vs. Voltage

Voltage (Volts)	LTE Band 4				Limit (ppm)
	Channel Bandwidth: 1.4 MHz				
	Low Channel		High Channel		
	Frequency (MHz)	Frequency Error (ppm)	Frequency (MHz)	Frequency Error (ppm)	
3.3	1710.700003	0.002	1754.300001	0.001	2.5
3.14	1710.700001	0.001	1754.300003	0.002	2.5
4.4	1710.700001	0.001	1754.300002	0.001	2.5

Note: The applicant defined the normal working voltage of the battery is from 3.14 Vdc to 4.4 Vdc.

Frequency Error vs. Temperature

Temp. (℃)	LTE Band 4				Limit (ppm)
	Channel Bandwidth: 1.4 MHz				
	Low Channel		High Channel		
	Frequency (MHz)	Frequency Error (ppm)	Frequency (MHz)	Frequency Error (ppm)	
-20	1710.700001	0.001	1754.300003	0.002	2.5
-10	1710.700003	0.002	1754.300002	0.001	2.5
0	1710.700002	0.001	1754.300003	0.002	2.5
10	1710.700002	0.001	1754.300003	0.002	2.5
20	1710.699998	-0.001	1754.299999	-0.001	2.5
30	1710.699998	-0.001	1754.299999	-0.001	2.5
40	1710.699997	-0.002	1754.299997	-0.002	2.5
50	1710.699998	-0.001	1754.299997	-0.002	2.5
55	1710.699998	-0.001	1754.299997	-0.002	2.5

Frequency Error vs. Voltage

Voltage (Volts)	LTE Band 4				Limit (ppm)
	Channel Bandwidth: 3 MHz				
	Low Channel		High Channel		
	Frequency (MHz)	Frequency Error (ppm)	Frequency (MHz)	Frequency Error (ppm)	
3.3	1711.500003	0.002	1753.500001	0.001	2.5
3.14	1711.500003	0.002	1753.500004	0.002	2.5
4.4	1711.500004	0.002	1753.500001	0.001	2.5

Note: The applicant defined the normal working voltage of the battery is from 3.14 Vdc to 4.4 Vdc.

Frequency Error vs. Temperature

Temp. (℃)	LTE Band 4				Limit (ppm)
	Channel Bandwidth: 3 MHz				
	Low Channel		High Channel		
	Frequency (MHz)	Frequency Error (ppm)	Frequency (MHz)	Frequency Error (ppm)	
-20	1711.500001	0.001	1753.500003	0.002	2.5
-10	1711.500002	0.001	1753.500002	0.001	2.5
0	1711.500002	0.001	1753.500003	0.001	2.5
10	1711.500003	0.002	1753.500002	0.001	2.5
20	1711.499999	-0.001	1753.499997	-0.001	2.5
30	1711.499998	-0.001	1753.499997	-0.002	2.5
40	1711.499999	-0.001	1753.499997	-0.001	2.5
50	1711.499998	-0.001	1753.499998	-0.001	2.5
55	1711.499999	-0.001	1753.499997	-0.001	2.5

Frequency Error vs. Voltage

Voltage (Volts)	LTE Band 4				Limit (ppm)
	Channel Bandwidth: 5 MHz				
	Low Channel		High Channel		
	Frequency (MHz)	Frequency Error (ppm)	Frequency (MHz)	Frequency Error (ppm)	
3.3	1712.500002	0.001	1752.500003	0.001	2.5
3.14	1712.500002	0.001	1752.500001	0.001	2.5
4.4	1712.500003	0.002	1752.500003	0.002	2.5

Note: The applicant defined the normal working voltage of the battery is from 3.14 Vdc to 4.4 Vdc.

Frequency Error vs. Temperature

Temp. (℃)	LTE Band 4				Limit (ppm)
	Channel Bandwidth: 5 MHz				
	Low Channel		High Channel		
	Frequency (MHz)	Frequency Error (ppm)	Frequency (MHz)	Frequency Error (ppm)	
-20	1712.500004	0.002	1752.500004	0.002	2.5
-10	1712.500001	0.001	1752.500002	0.001	2.5
0	1712.500001	0.001	1752.500002	0.001	2.5
10	1712.500001	0.001	1752.500003	0.002	2.5
20	1712.499998	-0.001	1752.499997	-0.002	2.5
30	1712.499998	-0.001	1752.499996	-0.002	2.5
40	1712.499997	-0.002	1752.499997	-0.002	2.5
50	1712.499997	-0.002	1752.499999	-0.001	2.5
55	1712.499998	-0.001	1752.499997	-0.002	2.5

Frequency Error vs. Voltage

Voltage (Volts)	LTE Band 4				Limit (ppm)
	Channel Bandwidth: 10 MHz				
	Low Channel		High Channel		
	Frequency (MHz)	Frequency Error (ppm)	Frequency (MHz)	Frequency Error (ppm)	
3.3	1715.000001	0.001	1750.000001	0.001	2.5
3.14	1715.000002	0.001	1750.000001	0.001	2.5
4.4	1715.000001	0.001	1750.000002	0.001	2.5

Note: The applicant defined the normal working voltage of the battery is from 3.14 Vdc to 4.4 Vdc.

Frequency Error vs. Temperature

Temp. (℃)	LTE Band 4				Limit (ppm)
	Channel Bandwidth: 10 MHz				
	Low Channel		High Channel		
	Frequency (MHz)	Frequency Error (ppm)	Frequency (MHz)	Frequency Error (ppm)	
-20	1715.000003	0.002	1750.000003	0.002	2.5
-10	1715.000003	0.002	1750.000003	0.002	2.5
0	1715.000003	0.002	1750.000003	0.002	2.5
10	1715.000003	0.002	1750.000002	0.001	2.5
20	1714.999997	-0.002	1749.999997	-0.002	2.5
30	1714.999998	-0.001	1749.999998	-0.001	2.5
40	1714.999999	-0.001	1749.999998	-0.001	2.5
50	1714.999996	-0.002	1749.999999	-0.001	2.5
55	1714.999998	-0.001	1749.999996	-0.002	2.5

Frequency Error vs. Voltage

Voltage (Volts)	LTE Band 4				Limit (ppm)
	Channel Bandwidth: 15 MHz				
	Low Channel		High Channel		
	Frequency (MHz)	Frequency Error (ppm)	Frequency (MHz)	Frequency Error (ppm)	
3.3	1717.500001	0.001	1747.500003	0.002	2.5
3.14	1717.500001	0.001	1747.500002	0.001	2.5
4.4	1717.500001	0.001	1747.500002	0.001	2.5

Note: The applicant defined the normal working voltage of the battery is from 3.14 Vdc to 4.4 Vdc.

Frequency Error vs. Temperature

Temp. (℃)	LTE Band 4				Limit (ppm)
	Channel Bandwidth: 15 MHz				
	Low Channel		High Channel		
	Frequency (MHz)	Frequency Error (ppm)	Frequency (MHz)	Frequency Error (ppm)	
-20	1717.500001	0.001	1747.500004	0.002	2.5
-10	1717.500003	0.002	1747.500003	0.002	2.5
0	1717.500003	0.002	1747.500002	0.001	2.5
10	1717.500002	0.001	1747.500001	0.001	2.5
20	1717.499998	-0.001	1747.499998	-0.001	2.5
30	1717.499998	-0.001	1747.499996	-0.002	2.5
40	1717.499997	-0.002	1747.499999	-0.001	2.5
50	1717.499997	-0.002	1747.499999	-0.001	2.5
55	1717.499997	-0.002	1747.499996	-0.002	2.5

Frequency Error vs. Voltage

Voltage (Volts)	LTE Band 4				Limit (ppm)
	Channel Bandwidth: 20 MHz				
	Low Channel		High Channel		
	Frequency (MHz)	Frequency Error (ppm)	Frequency (MHz)	Frequency Error (ppm)	
3.3	1720.000003	0.002	1745.000002	0.001	2.5
3.14	1720.000003	0.002	1745.000001	0.001	2.5
4.4	1720.000003	0.002	1745.000002	0.001	2.5

Note: The applicant defined the normal working voltage of the battery is from 3.14 Vdc to 4.4 Vdc.

Frequency Error vs. Temperature

Temp. (℃)	LTE Band 4				Limit (ppm)
	Channel Bandwidth: 20 MHz				
	Low Channel		High Channel		
	Frequency (MHz)	Frequency Error (ppm)	Frequency (MHz)	Frequency Error (ppm)	
-20	1720.000004	0.002	1745.000003	0.002	2.5
-10	1720.000001	0.001	1745.000004	0.002	2.5
0	1720.000003	0.002	1745.000003	0.002	2.5
10	1720.000003	0.002	1745.000003	0.002	2.5
20	1719.999997	-0.002	1744.999997	-0.002	2.5
30	1719.999998	-0.001	1744.999998	-0.001	2.5
40	1719.999998	-0.001	1744.999998	-0.001	2.5
50	1719.999999	-0.001	1744.999998	-0.001	2.5
55	1719.999998	-0.001	1744.999996	-0.002	2.5

Frequency Error vs. Voltage

Voltage (Volts)	LTE Band 12				Limit (ppm)
	Channel Bandwidth: 1.4 MHz				
	Low Channel		High Channel		
	Frequency (MHz)	Frequency Error (ppm)	Frequency (MHz)	Frequency Error (ppm)	
3.3	699.700003	0.005	715.300003	0.004	2.5
3.14	699.700004	0.006	715.300004	0.005	2.5
4.4	699.700001	0.002	715.300002	0.002	2.5

Note: The applicant defined the normal working voltage of the battery is from 3.14 Vdc to 4.4 Vdc.

Frequency Error vs. Temperature

Temp. (℃)	LTE Band 12				Limit (ppm)
	Channel Bandwidth: 1.4 MHz				
	Low Channel		High Channel		
	Frequency (MHz)	Frequency Error (ppm)	Frequency (MHz)	Frequency Error (ppm)	
-20	699.700003	0.004	715.300002	0.003	2.5
-10	699.700004	0.005	715.300001	0.002	2.5
0	699.700004	0.005	715.300002	0.003	2.5
10	699.700003	0.005	715.300004	0.005	2.5
20	699.699998	-0.002	715.299997	-0.004	2.5
30	699.699997	-0.005	715.299997	-0.005	2.5
40	699.699999	-0.001	715.299998	-0.003	2.5
50	699.699998	-0.002	715.299999	-0.002	2.5
55	699.699998	-0.003	715.299999	-0.002	2.5

Frequency Error vs. Voltage

Voltage (Volts)	LTE Band 12				Limit (ppm)
	Channel Bandwidth: 3 MHz				
	Low Channel		High Channel		
	Frequency (MHz)	Frequency Error (ppm)	Frequency (MHz)	Frequency Error (ppm)	
3.3	700.500003	0.005	714.500004	0.005	2.5
3.14	700.500002	0.003	714.500003	0.004	2.5
4.4	700.500001	0.002	714.500003	0.005	2.5

Note: The applicant defined the normal working voltage of the battery is from 3.14 Vdc to 4.4 Vdc.

Frequency Error vs. Temperature

Temp. (℃)	LTE Band 12				Limit (ppm)
	Channel Bandwidth: 3 MHz				
	Low Channel		High Channel		
	Frequency (MHz)	Frequency Error (ppm)	Frequency (MHz)	Frequency Error (ppm)	
-20	700.500003	0.005	714.500004	0.006	2.5
-10	700.500004	0.005	714.500002	0.003	2.5
0	700.500001	0.002	714.500002	0.002	2.5
10	700.500002	0.003	714.500002	0.002	2.5
20	700.499996	-0.005	714.499997	-0.004	2.5
30	700.499998	-0.002	714.499997	-0.004	2.5
40	700.499998	-0.003	714.499998	-0.003	2.5
50	700.499999	-0.002	714.499999	-0.002	2.5
55	700.499996	-0.005	714.499998	-0.003	2.5

Frequency Error vs. Voltage

Voltage (Volts)	LTE Band 12				Limit (ppm)
	Channel Bandwidth: 5 MHz				
	Low Channel		High Channel		
	Frequency (MHz)	Frequency Error (ppm)	Frequency (MHz)	Frequency Error (ppm)	
3.3	701.500003	0.005	713.500001	0.001	2.5
3.14	701.500003	0.004	713.500004	0.005	2.5
4.4	701.500002	0.002	713.500003	0.005	2.5

Note: The applicant defined the normal working voltage of the battery is from 3.14 Vdc to 4.4 Vdc.

Frequency Error vs. Temperature

Temp. (℃)	LTE Band 12				Limit (ppm)
	Channel Bandwidth: 5 MHz				
	Low Channel		High Channel		
	Frequency (MHz)	Frequency Error (ppm)	Frequency (MHz)	Frequency Error (ppm)	
-20	701.500002	0.003	713.500002	0.002	2.5
-10	701.500003	0.004	713.500003	0.005	2.5
0	701.500004	0.005	713.500002	0.003	2.5
10	701.500004	0.006	713.500001	0.002	2.5
20	701.499997	-0.004	713.499997	-0.004	2.5
30	701.499998	-0.003	713.499999	-0.002	2.5
40	701.499998	-0.004	713.499997	-0.004	2.5
50	701.499996	-0.005	713.499996	-0.006	2.5
55	701.499999	-0.002	713.499999	-0.002	2.5

Frequency Error vs. Voltage

Voltage (Volts)	LTE Band 12				Limit (ppm)
	Channel Bandwidth: 10 MHz				
	Low Channel		High Channel		
	Frequency (MHz)	Frequency Error (ppm)	Frequency (MHz)	Frequency Error (ppm)	
3.3	704.000003	0.005	711.000002	0.003	2.5
3.14	704.000002	0.003	711.000002	0.003	2.5
4.4	704.000004	0.005	711.000003	0.004	2.5

Note: The applicant defined the normal working voltage of the battery is from 3.14 Vdc to 4.4 Vdc.

Frequency Error vs. Temperature

Temp. (℃)	LTE Band 12				Limit (ppm)
	Channel Bandwidth: 10 MHz				
	Low Channel		High Channel		
	Frequency (MHz)	Frequency Error (ppm)	Frequency (MHz)	Frequency Error (ppm)	
-20	704.000004	0.006	711.000004	0.006	2.5
-10	704.000002	0.003	711.000003	0.005	2.5
0	704.000003	0.005	711.000001	0.002	2.5
10	704.000001	0.002	711.000001	0.002	2.5
20	703.999998	-0.004	710.999997	-0.005	2.5
30	703.999998	-0.004	710.999999	-0.002	2.5
40	703.999998	-0.003	710.999997	-0.005	2.5
50	703.999996	-0.006	710.999999	-0.002	2.5
55	703.999998	-0.002	710.999998	-0.003	2.5

Frequency Error vs. Voltage

Voltage (Volts)	LTE Band 13				Limit (ppm)
	Channel Bandwidth: 5 MHz				
	Low Channel		High Channel		
	Frequency (MHz)	Frequency Error (ppm)	Frequency (MHz)	Frequency Error (ppm)	
3.3	779.500004	0.005	784.500003	0.004	2.5
3.14	779.500001	0.001	784.500002	0.003	2.5
4.4	779.500003	0.004	784.500001	0.001	2.5

Note: The applicant defined the normal working voltage of the battery is from 3.14 Vdc to 4.4 Vdc.

Frequency Error vs. Temperature

Temp. (℃)	LTE Band 13				Limit (ppm)
	Channel Bandwidth: 5 MHz				
	Low Channel		High Channel		
	Frequency (MHz)	Frequency Error (ppm)	Frequency (MHz)	Frequency Error (ppm)	
-20	779.500003	0.004	784.500003	0.004	2.5
-10	779.500002	0.003	784.500004	0.005	2.5
0	779.500004	0.005	784.500002	0.003	2.5
10	779.500002	0.002	784.500002	0.002	2.5
20	779.499997	-0.004	784.499999	-0.001	2.5
30	779.499997	-0.003	784.499998	-0.002	2.5
40	779.499999	-0.002	784.499998	-0.002	2.5
50	779.499996	-0.005	784.499996	-0.005	2.5
55	779.499998	-0.003	784.499999	-0.001	2.5

Frequency Error vs. Voltage

Voltage (Volts)	LTE Band 13		Limit (ppm)
	Channel Bandwidth: 10 MHz		
	Frequency (MHz)	Frequency Error (ppm)	
3.3	782.000003	0.004	2.5
3.14	782.000002	0.002	2.5
4.4	782.000002	0.003	2.5

Note: The applicant defined the normal working voltage of the battery is from 3.14 Vdc to 4.4 Vdc.

Frequency Error vs. Temperature

Temp. (℃)	LTE Band 13		Limit (ppm)
	Channel Bandwidth: 10 MHz		
	Low Channel	High Channel	
	Frequency (MHz)	Frequency Error (ppm)	
-20	782.000001	0.002	2.5
-10	782.000001	0.002	2.5
0	782.000001	0.002	2.5
10	782.000002	0.003	2.5
20	781.999998	-0.003	2.5
30	781.999996	-0.005	2.5
40	781.999998	-0.002	2.5
50	781.999998	-0.002	2.5
55	781.999997	-0.004	2.5

Frequency Error vs. Voltage

Voltage (Volts)	LTE Band 17				Limit (ppm)
	Channel Bandwidth: 5 MHz				
	Low Channel		High Channel		
	Frequency (MHz)	Frequency Error (ppm)	Frequency (MHz)	Frequency Error (ppm)	
3.3	706.500002	0.003	713.500001	0.002	2.5
3.14	706.500004	0.006	713.500002	0.002	2.5
4.4	706.500003	0.004	713.500003	0.004	2.5

Note: The applicant defined the normal working voltage of the battery is from 3.14 Vdc to 4.4 Vdc.

Frequency Error vs. Temperature

Temp. (℃)	LTE Band 17				Limit (ppm)
	Channel Bandwidth: 5 MHz				
	Low Channel		High Channel		
	Frequency (MHz)	Frequency Error (ppm)	Frequency (MHz)	Frequency Error (ppm)	
-20	706.500003	0.005	713.500002	0.003	2.5
-10	706.500003	0.004	713.500001	0.001	2.5
0	706.500001	0.001	713.500003	0.004	2.5
10	706.500001	0.001	713.500002	0.002	2.5
20	706.499998	-0.004	713.499997	-0.005	2.5
30	706.499998	-0.003	713.499997	-0.004	2.5
40	706.499996	-0.005	713.499997	-0.004	2.5
50	706.499997	-0.004	713.499997	-0.004	2.5
55	706.499997	-0.005	713.499998	-0.003	2.5

Frequency Error vs. Voltage

Voltage (Volts)	LTE Band 17				Limit (ppm)
	Channel Bandwidth: 10 MHz				
	Low Channel		High Channel		
	Frequency (MHz)	Frequency Error (ppm)	Frequency (MHz)	Frequency Error (ppm)	
3.3	709.000003	0.004	711.000003	0.004	2.5
3.14	709.000003	0.005	711.000004	0.006	2.5
4.4	709.000001	0.002	711.000004	0.005	2.5

Note: The applicant defined the normal working voltage of the battery is from 3.14 Vdc to 4.4 Vdc.

Frequency Error vs. Temperature

Temp. (℃)	LTE Band 17				Limit (ppm)
	Channel Bandwidth: 10 MHz				
	Low Channel		High Channel		
	Frequency (MHz)	Frequency Error (ppm)	Frequency (MHz)	Frequency Error (ppm)	
-20	709.000003	0.005	711.000002	0.003	2.5
-10	709.000001	0.002	711.000002	0.003	2.5
0	709.000003	0.004	711.000002	0.003	2.5
10	709.000001	0.002	711.000002	0.003	2.5
20	708.999997	-0.004	710.999996	-0.005	2.5
30	708.999996	-0.005	710.999997	-0.004	2.5
40	708.999998	-0.003	710.999997	-0.004	2.5
50	708.999997	-0.004	710.999996	-0.006	2.5
55	708.999998	-0.003	710.999998	-0.002	2.5

Frequency Error vs. Voltage

Voltage (Volts)	LTE Band 66				Limit (ppm)
	Channel Bandwidth: 1.4 MHz				
	Low Channel		High Channel		
	Frequency (MHz)	Frequency Error (ppm)	Frequency (MHz)	Frequency Error (ppm)	
3.3	1710.700002	0.001	1779.300003	0.002	2.5
3.14	1710.700001	0.001	1779.300003	0.002	2.5
4.4	1710.700003	0.002	1779.300002	0.001	2.5

Note: The applicant defined the normal working voltage of the battery is from 3.14 Vdc to 4.4 Vdc.

Frequency Error vs. Temperature

Temp. (℃)	LTE Band 66				Limit (ppm)
	Channel Bandwidth: 1.4 MHz				
	Low Channel		High Channel		
	Frequency (MHz)	Frequency Error (ppm)	Frequency (MHz)	Frequency Error (ppm)	
-20	1710.700004	0.002	1779.300002	0.001	2.5
-10	1710.700002	0.001	1779.300003	0.002	2.5
0	1710.700001	0.001	1779.300001	0.001	2.5
10	1710.700004	0.002	1779.300003	0.002	2.5
20	1710.700003	0.002	1779.300004	0.002	2.5
30	1710.699998	-0.001	1779.299998	-0.001	2.5
40	1710.699998	-0.001	1779.299999	-0.001	2.5
50	1710.699999	-0.001	1779.299998	-0.001	2.5
55	1710.699996	-0.002	1779.299998	-0.001	2.5

Frequency Error vs. Voltage

Voltage (Volts)	LTE Band 66				Limit (ppm)
	Channel Bandwidth: 3 MHz				
	Low Channel		High Channel		
	Frequency (MHz)	Frequency Error (ppm)	Frequency (MHz)	Frequency Error (ppm)	
3.3	1711.500001	0.001	1778.500004	0.002	2.5
3.14	1711.500001	0.001	1778.500003	0.002	2.5
4.4	1711.500002	0.001	1778.500002	0.001	2.5

Note: The applicant defined the normal working voltage of the battery is from 3.14 Vdc to 4.4 Vdc.

Frequency Error vs. Temperature

Temp. (℃)	LTE Band 66				Limit (ppm)
	Channel Bandwidth: 3 MHz				
	Low Channel		High Channel		
	Frequency (MHz)	Frequency Error (ppm)	Frequency (MHz)	Frequency Error (ppm)	
-20	1711.500002	0.001	1778.500002	0.001	2.5
-10	1711.500001	0.001	1778.500003	0.002	2.5
0	1711.500004	0.002	1778.500002	0.001	2.5
10	1711.500003	0.002	1778.500004	0.002	2.5
20	1711.500002	0.001	1778.500001	0.001	2.5
30	1711.499998	-0.001	1778.499997	-0.002	2.5
40	1711.499997	-0.002	1778.499997	-0.002	2.5
50	1711.499996	-0.002	1778.499999	-0.001	2.5
55	1711.499997	-0.002	1778.499997	-0.002	2.5

Frequency Error vs. Voltage

Voltage (Volts)	LTE Band 66				Limit (ppm)
	Channel Bandwidth: 5 MHz				
	Low Channel		High Channel		
	Frequency (MHz)	Frequency Error (ppm)	Frequency (MHz)	Frequency Error (ppm)	
3.3	1712.500003	0.002	1777.500003	0.001	2.5
3.14	1712.500003	0.001	1777.500002	0.001	2.5
4.4	1712.500002	0.001	1777.500002	0.001	2.5

Note: The applicant defined the normal working voltage of the battery is from 3.14 Vdc to 4.4 Vdc.

Frequency Error vs. Temperature

Temp. (℃)	LTE Band 66				Limit (ppm)
	Channel Bandwidth: 5 MHz				
	Low Channel		High Channel		
	Frequency (MHz)	Frequency Error (ppm)	Frequency (MHz)	Frequency Error (ppm)	
-20	1712.500004	0.002	1777.500004	0.002	2.5
-10	1712.500004	0.002	1777.500003	0.002	2.5
0	1712.500002	0.001	1777.500003	0.002	2.5
10	1712.500003	0.002	1777.500003	0.002	2.5
20	1712.500004	0.002	1777.500003	0.002	2.5
30	1712.499998	-0.001	1777.499997	-0.002	2.5
40	1712.499996	-0.002	1777.499998	-0.001	2.5
50	1712.499998	-0.001	1777.499996	-0.002	2.5
55	1712.499997	-0.002	1777.499999	-0.001	2.5

Frequency Error vs. Voltage

Voltage (Volts)	LTE Band 66				Limit (ppm)
	Channel Bandwidth: 10 MHz				
	Low Channel		High Channel		
	Frequency (MHz)	Frequency Error (ppm)	Frequency (MHz)	Frequency Error (ppm)	
3.3	1715.000002	0.001	1775.000002	0.001	2.5
3.14	1715.000001	0.001	1775.000001	0.001	2.5
4.4	1715.000003	0.002	1775.000002	0.001	2.5

Note: The applicant defined the normal working voltage of the battery is from 3.14 Vdc to 4.4 Vdc.

Frequency Error vs. Temperature

Temp. (℃)	LTE Band 66				Limit (ppm)
	Channel Bandwidth: 10 MHz				
	Low Channel		High Channel		
	Frequency (MHz)	Frequency Error (ppm)	Frequency (MHz)	Frequency Error (ppm)	
-20	1715.000004	0.002	1775.000002	0.001	2.5
-10	1715.000001	0.001	1775.000001	0.001	2.5
0	1715.000004	0.002	1775.000002	0.001	2.5
10	1715.000002	0.001	1775.000003	0.002	2.5
20	1715.000003	0.002	1775.000003	0.002	2.5
30	1714.999996	-0.002	1774.999998	-0.001	2.5
40	1714.999996	-0.002	1774.999997	-0.002	2.5
50	1714.999997	-0.002	1774.999996	-0.002	2.5
55	1714.999997	-0.002	1774.999996	-0.002	2.5

Frequency Error vs. Voltage

Voltage (Volts)	LTE Band 66				Limit (ppm)
	Channel Bandwidth: 15 MHz				
	Low Channel		High Channel		
	Frequency (MHz)	Frequency Error (ppm)	Frequency (MHz)	Frequency Error (ppm)	
3.3	1717.500004	0.002	1772.500001	0.001	2.5
3.14	1717.500003	0.002	1772.500003	0.002	2.5
4.4	1717.500002	0.001	1772.500001	0.001	2.5

Note: The applicant defined the normal working voltage of the battery is from 3.14 Vdc to 4.4 Vdc.

Frequency Error vs. Temperature

Temp. (℃)	LTE Band 66				Limit (ppm)
	Channel Bandwidth: 15 MHz				
	Low Channel		High Channel		
	Frequency (MHz)	Frequency Error (ppm)	Frequency (MHz)	Frequency Error (ppm)	
-20	1717.500004	0.002	1772.500002	0.001	2.5
-10	1717.500001	0.001	1772.500002	0.001	2.5
0	1717.500001	0.001	1772.500001	0.001	2.5
10	1717.500003	0.002	1772.500003	0.002	2.5
20	1717.500002	0.001	1772.500003	0.002	2.5
30	1717.499998	-0.001	1772.499997	-0.002	2.5
40	1717.499998	-0.001	1772.499998	-0.001	2.5
50	1717.499998	-0.001	1772.499998	-0.001	2.5
55	1717.499996	-0.002	1772.499999	-0.001	2.5

Frequency Error vs. Voltage

Voltage (Volts)	LTE Band 66				Limit (ppm)
	Channel Bandwidth: 20 MHz				
	Low Channel		High Channel		
	Frequency (MHz)	Frequency Error (ppm)	Frequency (MHz)	Frequency Error (ppm)	
3.3	1720.000003	0.002	1770.000002	0.001	2.5
3.14	1720.000004	0.002	1770.000003	0.002	2.5
4.4	1720.000001	0.001	1770.000003	0.001	2.5

Note: The applicant defined the normal working voltage of the battery is from 3.14 Vdc to 4.4 Vdc.

Frequency Error vs. Temperature

Temp. (℃)	LTE Band 66				Limit (ppm)
	Channel Bandwidth: 20 MHz				
	Low Channel		High Channel		
	Frequency (MHz)	Frequency Error (ppm)	Frequency (MHz)	Frequency Error (ppm)	
-20	1720.000001	0.001	1770.000004	0.002	2.5
-10	1720.000002	0.001	1770.000003	0.002	2.5
0	1720.000001	0.001	1770.000003	0.001	2.5
10	1720.000003	0.002	1770.000001	0.001	2.5
20	1720.000003	0.002	1770.000003	0.002	2.5
30	1719.999998	-0.001	1769.999999	-0.001	2.5
40	1719.999997	-0.002	1769.999997	-0.002	2.5
50	1719.999998	-0.001	1769.999998	-0.001	2.5
55	1719.999999	-0.001	1769.999996	-0.002	2.5

4.3 Occupied Bandwidth Measurement

4.3.1 Limits of Occupied Bandwidth Measurement

The width of a frequency band such that, below the lower and above the upper frequency limits, the mean powers emitted are each equal to a specified percentage 0.5 % of the total mean power of a given emission.

4.3.2 Test Procedure

a. The conducted occupied bandwidth used the power splitter via EUT RF power connector between simulation base station and spectrum analyzer.
b. Use OBW measurement function of Spectrum analyzer to measure 99 % occupied bandwidth.

4.3.3 Test Setup

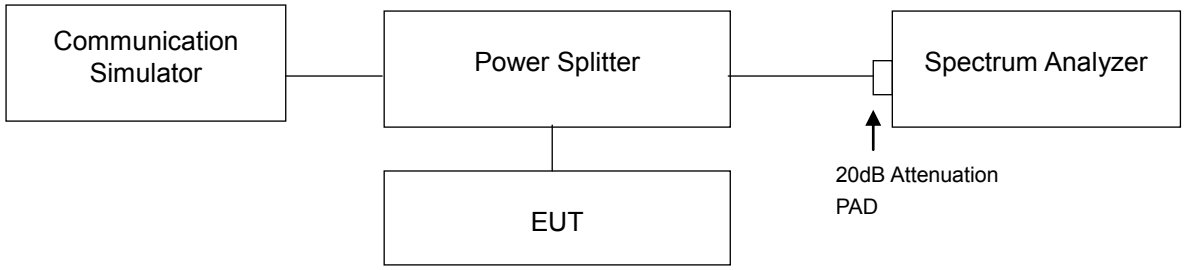

4.3.4 Test Result

WCDMA		
Channel	**Frequency (MHz)**	**99 % Occupied Bandwidth (MHz)**
1312	1712.4	4.08
1413	1732.6	4.08
1513	1752.6	4.08

Spectrum Plot of Worst Value

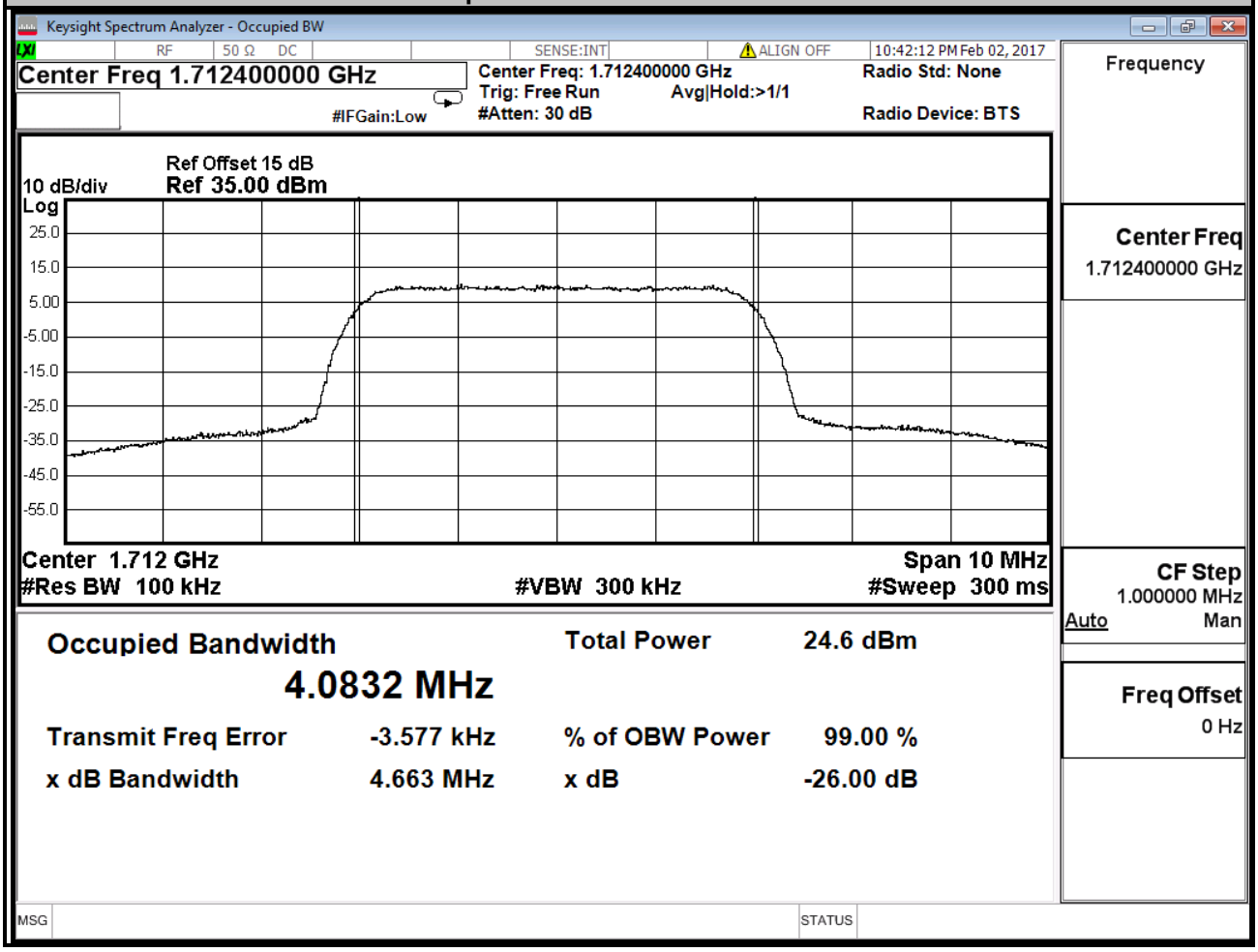

LTE Band 4							
Channel Bandwidth: 1.4 MHz				Channel Bandwidth: 3 MHz			
Channel	Frequency (MHz)	99 % Occupied Bandwidth (MHz)		Channel	Frequency (MHz)	99 % Occupied Bandwidth (MHz)	
		QPSK	16QAM			QPSK	16QAM
19957	1710.7	1.10	1.10	19965	1711.5	2.70	2.71
20175	1732.5	1.09	1.09	20175	1732.5	2.70	2.70
20393	1754.3	1.09	1.10	20385	1753.5	2.71	2.70

Spectrum Plot of Worst Value

1.4 MHz / QPSK

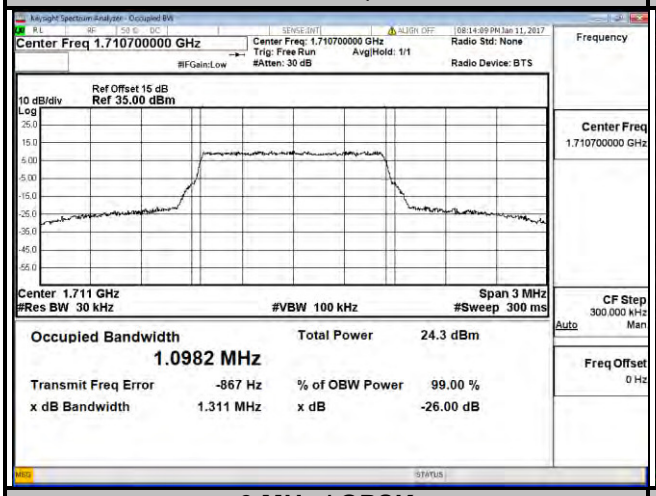

1.4 MHz / 16QAM

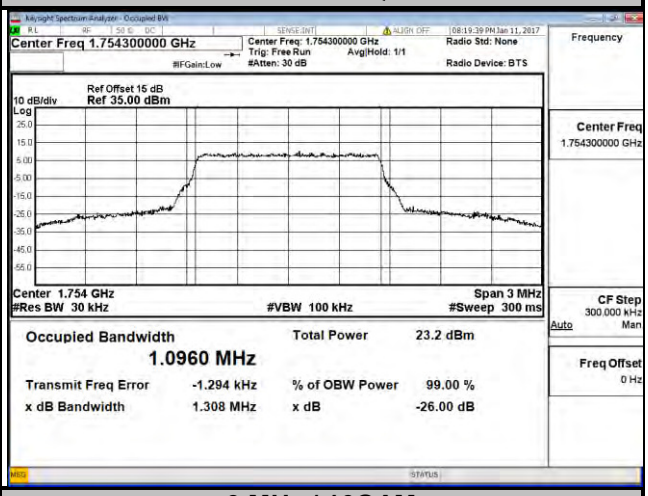

3 MHz / QPSK

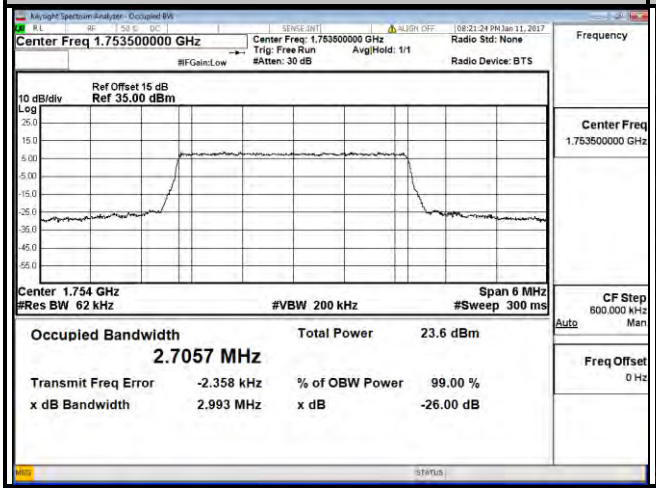

3 MHz / 16QAM

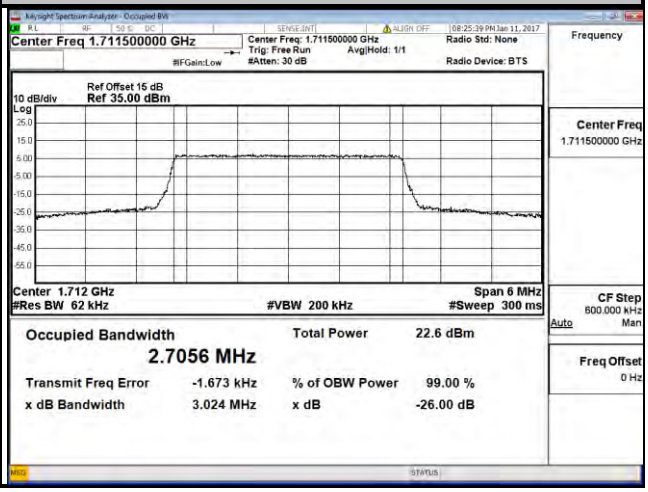

LTE Band 4							
Channel Bandwidth: 5 MHz				Channel Bandwidth: 10 MHz			
Channel	Frequency (MHz)	99 % Occupied Bandwidth (MHz)		Channel	Frequency (MHz)	99 % Occupied Bandwidth (MHz)	
		QPSK	16QAM			QPSK	16QAM
19975	1712.5	4.50	4.50	20000	1715.0	8.99	9.00
20175	1732.5	4.50	4.49	20175	1732.5	8.99	8.98
20375	1752.5	4.49	4.49	20350	1750.0	8.98	8.98

Spectrum Plot of Worst Value

5 MHz / QPSK

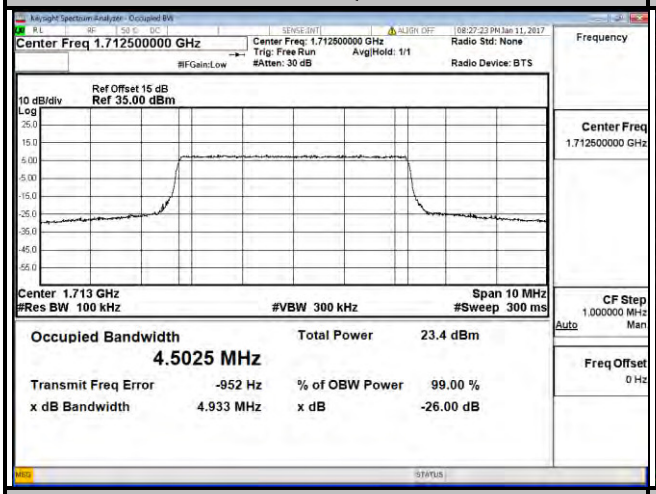

5 MHz / 16QAM

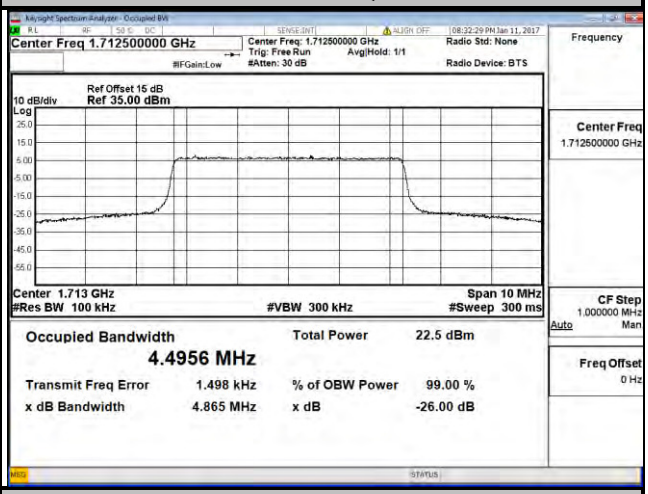

10 MHz / QPSK

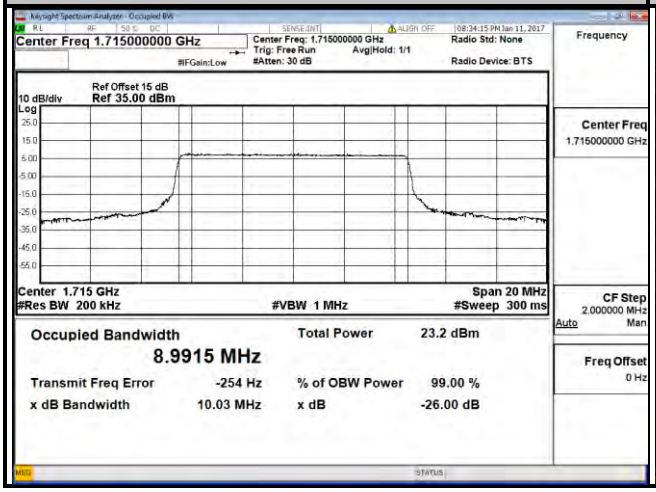

10 MHz / 16QAM

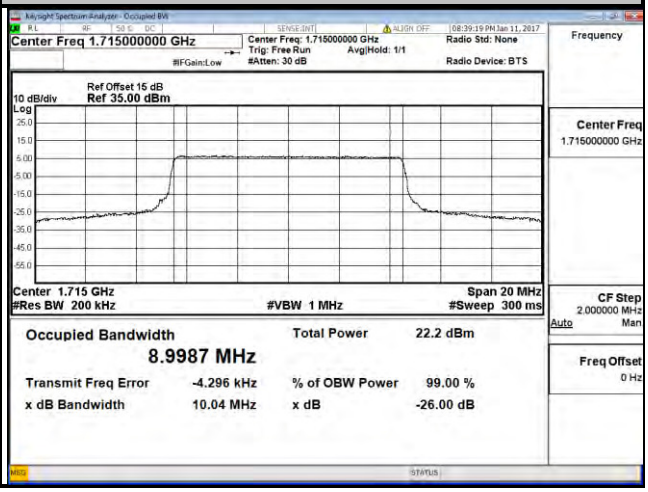

LTE Band 4							
Channel Bandwidth: 15 MHz				Channel Bandwidth: 20 MHz			
Channel	Frequency (MHz)	99 % Occupied Bandwidth (MHz)		Channel	Frequency (MHz)	99 % Occupied Bandwidth (MHz)	
		QPSK	16QAM			QPSK	16QAM
20025	1717.5	13.48	13.48	20050	1720.0	17.99	17.99
20175	1732.5	13.48	13.48	20175	1732.5	18.01	17.98
20325	1747.5	13.47	13.47	20300	1745.0	17.97	17.96

Spectrum Plot of Worst Value

15 MHz / QPSK

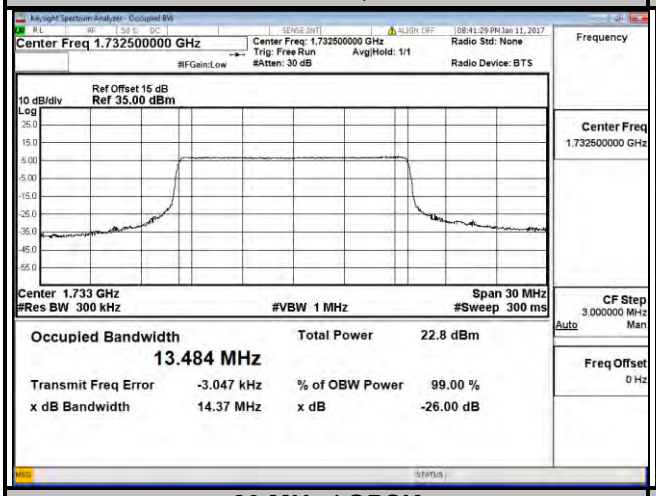

15 MHz / 16QAM

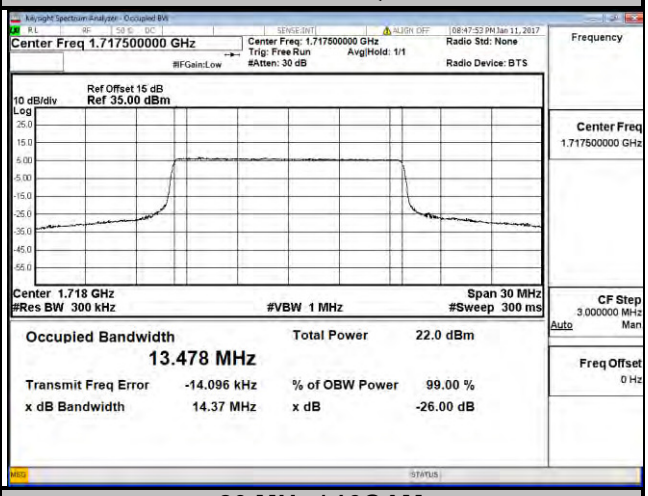

20 MHz / QPSK

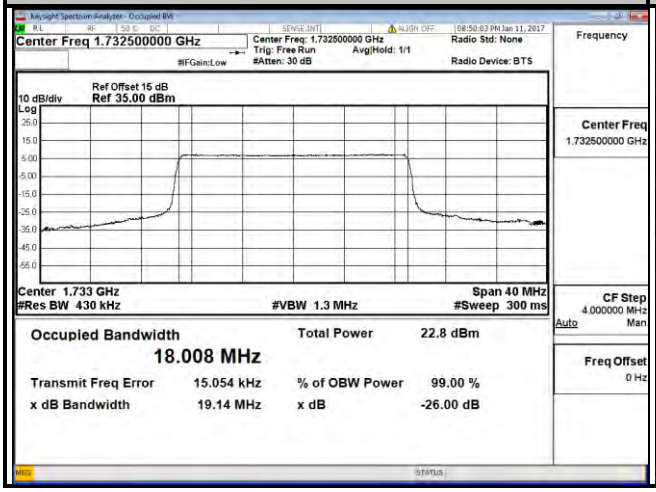

20 MHz / 16QAM

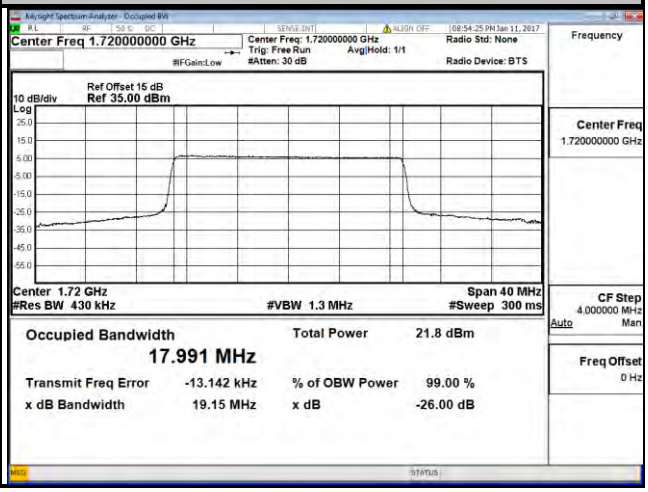

LTE Band 12							
Channel Bandwidth: 1.4 MHz				Channel Bandwidth: 3 MHz			
Channel	Frequency (MHz)	99 % Occupied Bandwidth (MHz)		Channel	Frequency (MHz)	99 % Occupied Bandwidth (MHz)	
		QPSK	16QAM			QPSK	16QAM
23017	699.7	1.09	1.10	23025	700.5	2.70	2.70
23095	707.5	1.09	1.10	23095	707.5	2.70	2.70
23173	715.3	1.09	1.09	23165	714.5	2.70	2.70

Spectrum Plot of Worst Value

1.4 MHz / QPSK

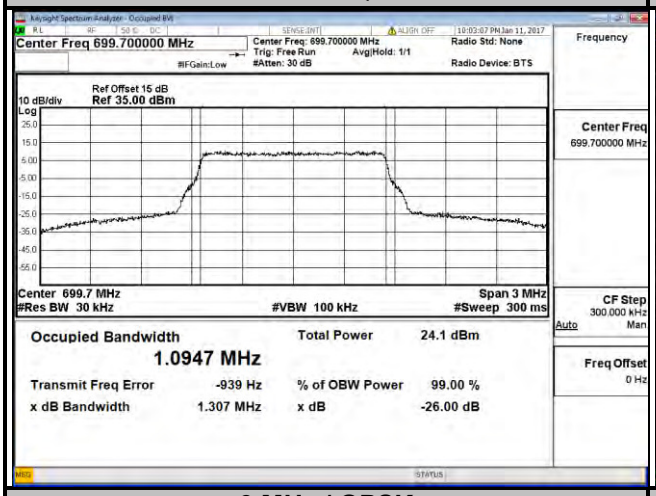

1.4 MHz / 16QAM

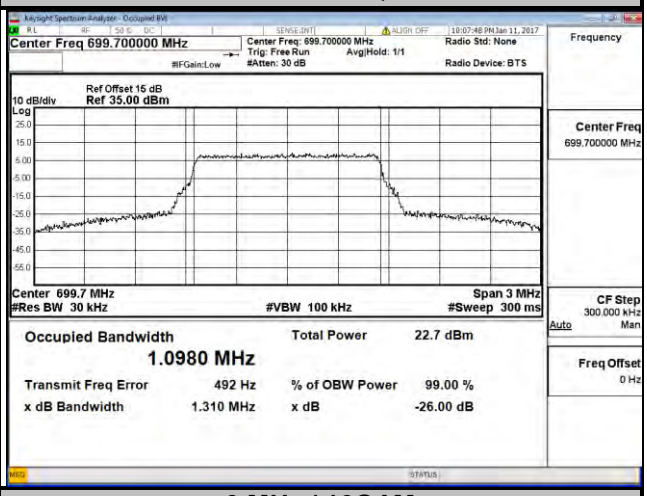

3 MHz / QPSK

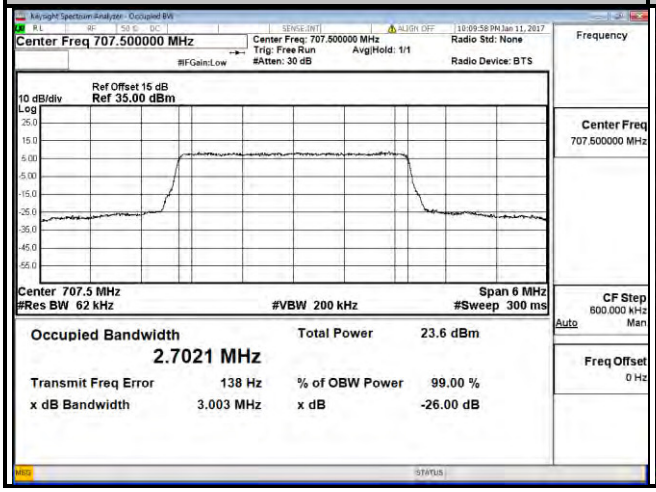

3 MHz / 16QAM

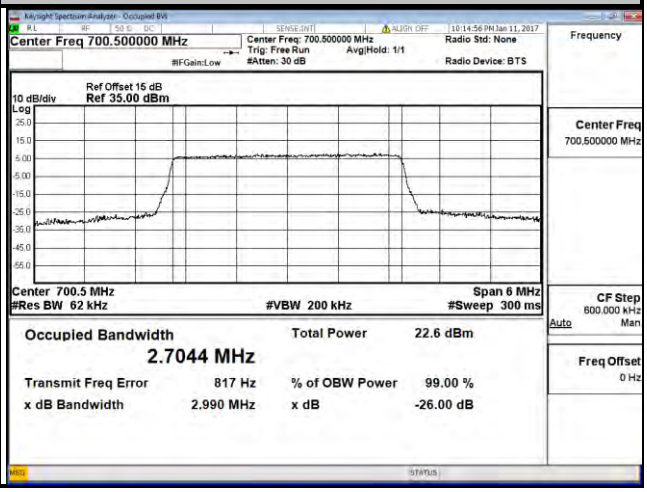

LTE Band 12							
Channel Bandwidth: 5 MHz				Channel Bandwidth: 10 MHz			
Channel	Frequency (MHz)	99 % Occupied Bandwidth (MHz)		Channel	Frequency (MHz)	99 % Occupied Bandwidth (MHz)	
		QPSK	16QAM			QPSK	16QAM
23035	701.5	4.49	4.49	23060	704.0	8.97	8.98
23095	707.5	4.50	4.50	23095	707.5	9.00	8.99
23155	713.5	4.49	4.49	23130	711.0	8.98	8.97

Spectrum Plot of Worst Value

5 MHz / QPSK

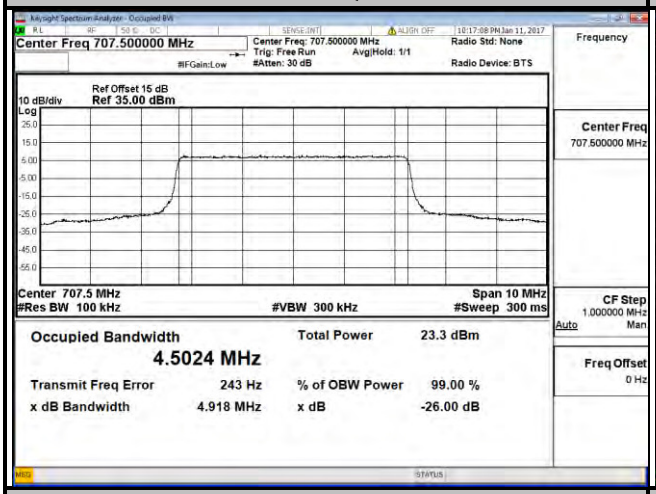

5 MHz / 16QAM

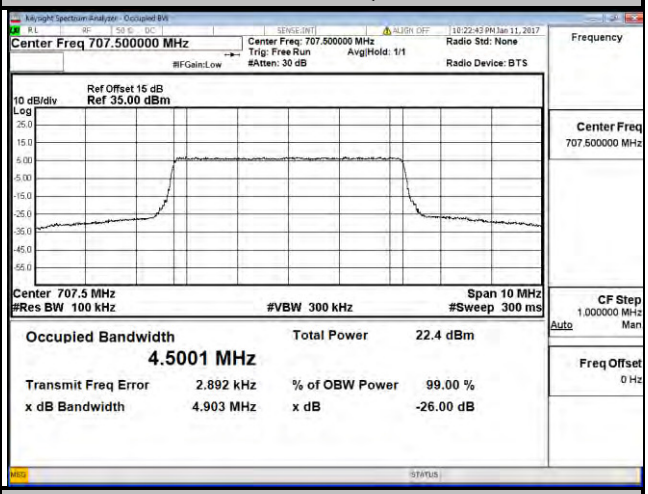

10 MHz / QPSK

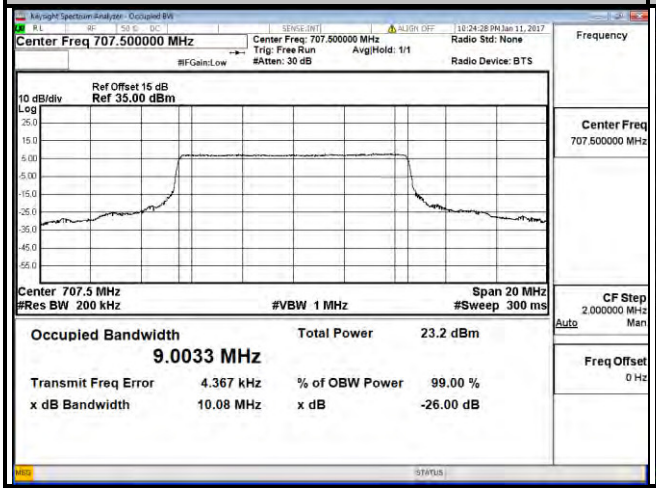

10 MHz / 16QAM

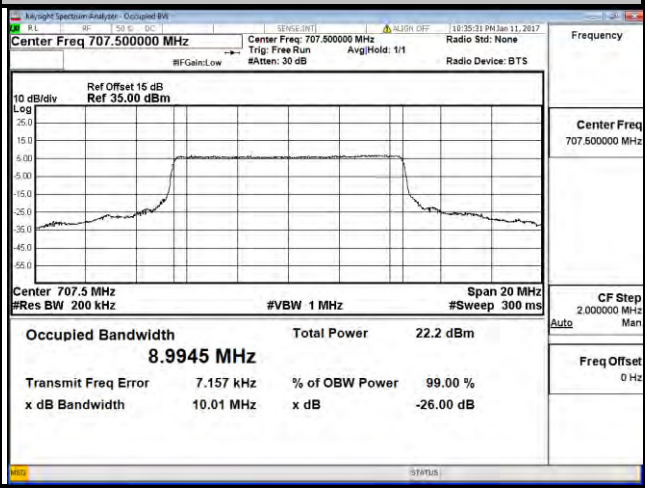

LTE Band 13							
Channel Bandwidth: 5 MHz				Channel Bandwidth: 10 MHz			
Channel	Frequency (MHz)	99 % Occupied Bandwidth (MHz)		Channel	Frequency (MHz)	99 % Occupied Bandwidth (MHz)	
		QPSK	16QAM			QPSK	16QAM
23205	779.5	4.49	4.49	23230	782.0	8.97	8.97
23230	782.0	4.49	4.49				
23255	784.5	4.50	4.50				

Spectrum Plot of Worst Value

5 MHz / QPSK

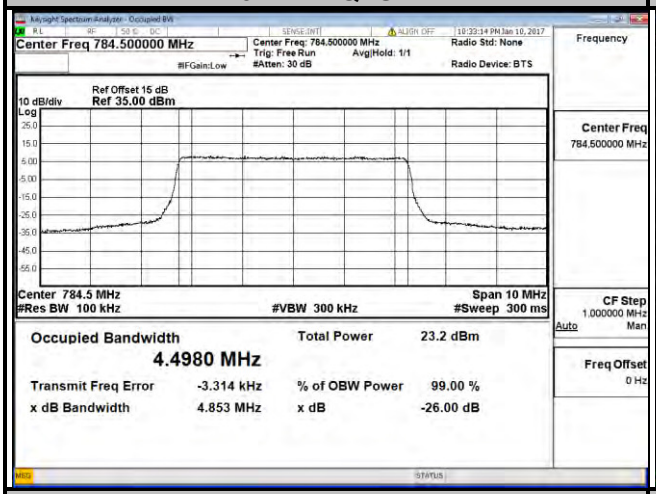

5 MHz / 16QAM

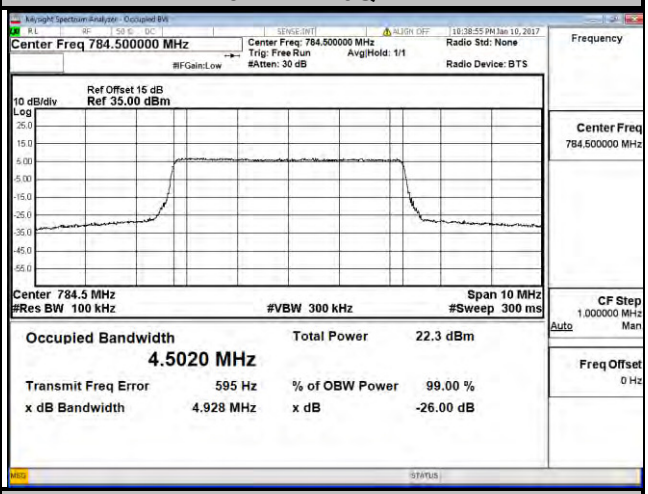

10 MHz / QPSK

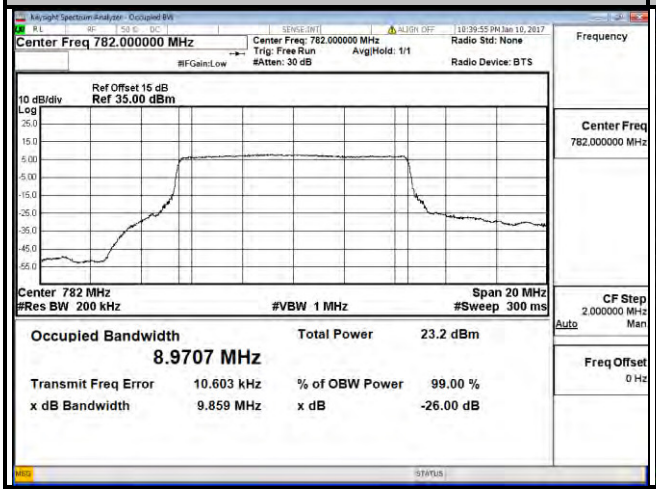

10 MHz / 16QAM

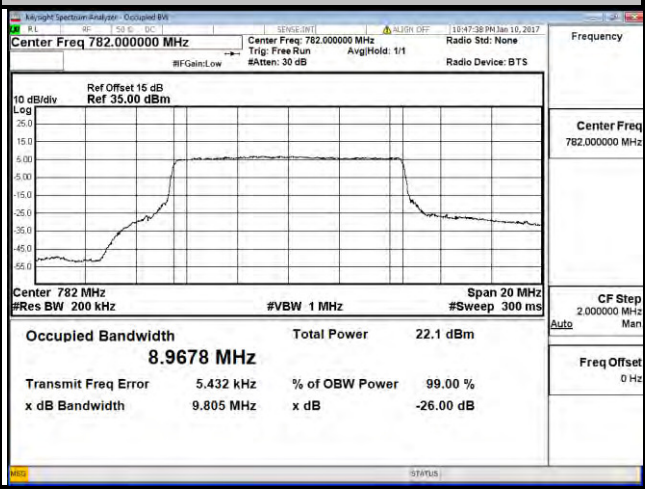

LTE Band 17							
Channel Bandwidth: 5 MHz				Channel Bandwidth: 10 MHz			
Channel	Frequency (MHz)	99 % Occupied Bandwidth (MHz)		Channel	Frequency (MHz)	99 % Occupied Bandwidth (MHz)	
		QPSK	16QAM			QPSK	16QAM
23755	706.5	4.50	4.49	23780	709.0	9.00	9.00
23790	710.0	4.50	4.50	23790	710.0	8.99	8.99
23825	713.5	4.49	4.50	23800	711.0	8.98	8.99

Spectrum Plot of Worst Value

5 MHz / QPSK

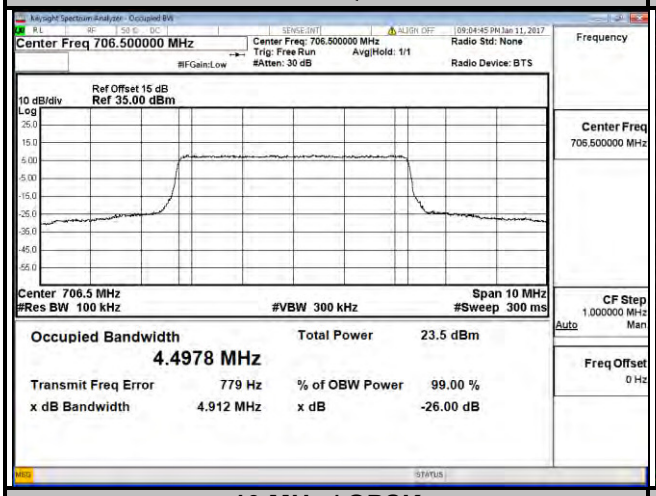

5 MHz / 16QAM

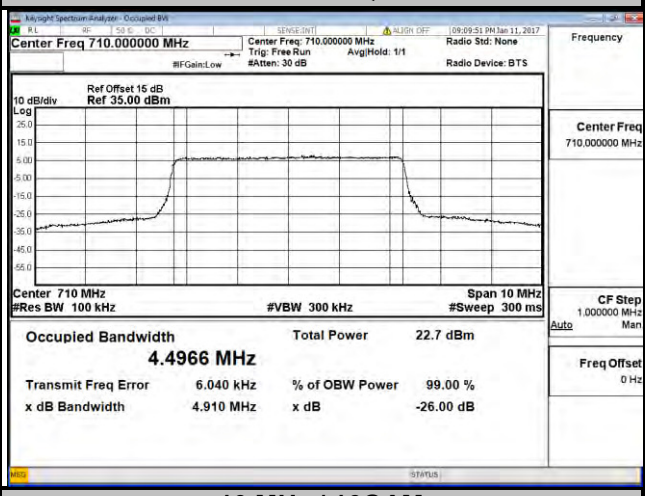

10 MHz / QPSK

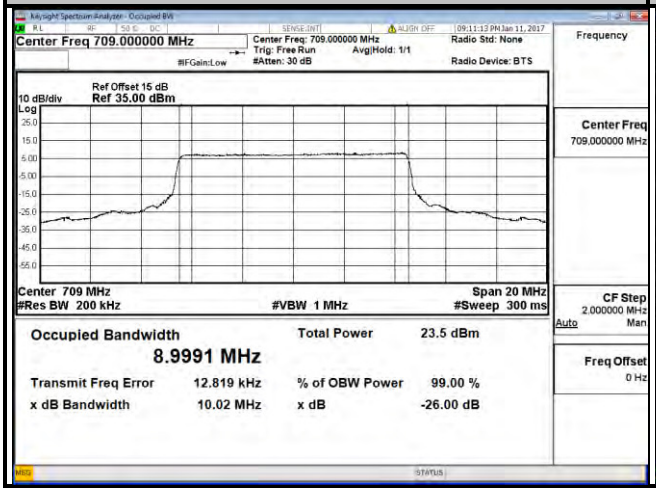

10 MHz / 16QAM

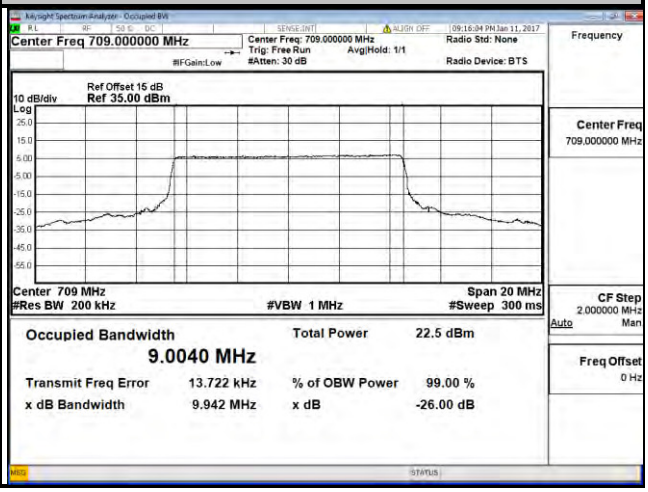

LTE Band 66							
Channel Bandwidth: 1.4 MHz				Channel Bandwidth: 3 MHz			
Channel	Frequency (MHz)	99 % Occupied Bandwidth (MHz)		Channel	Frequency (MHz)	99 % Occupied Bandwidth (MHz)	
		QPSK	16QAM			QPSK	16QAM
19957	1710.7	1.09	1.10	19965	1711.5	2.70	2.70
20175	1732.5	1.09	1.10	20175	1732.5	2.70	2.71
20393	1754.3	1.09	1.09	20385	1753.5	2.70	2.70

Spectrum Plot of Worst Value

1.4 MHz / QPSK

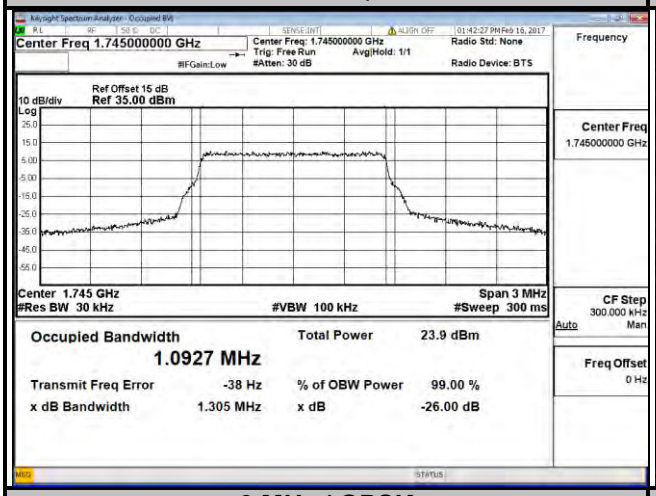

1.4 MHz / 16QAM

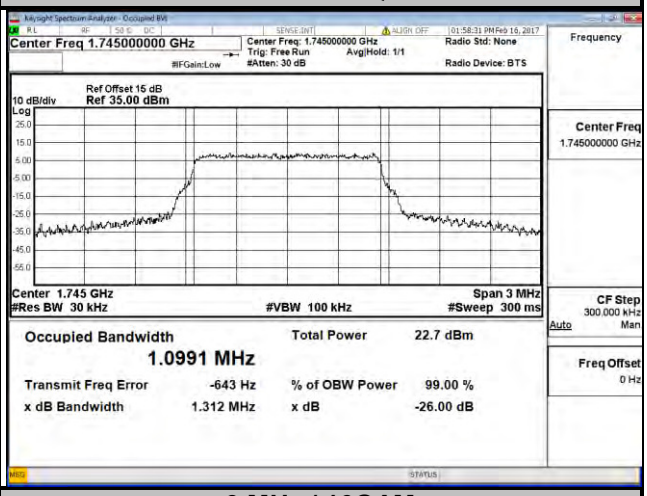

3 MHz / QPSK

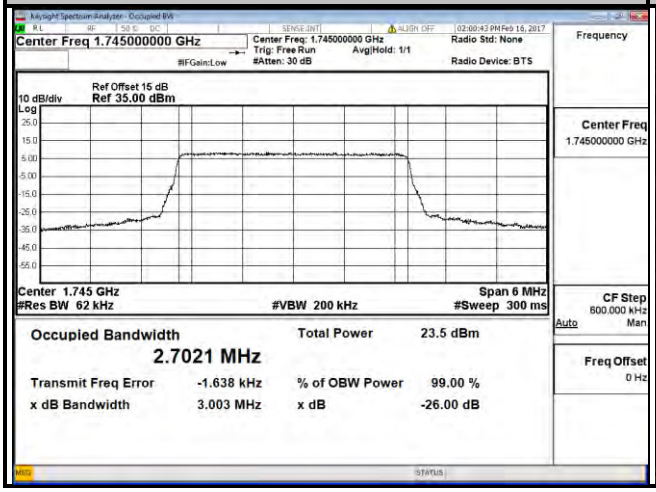

3 MHz / 16QAM

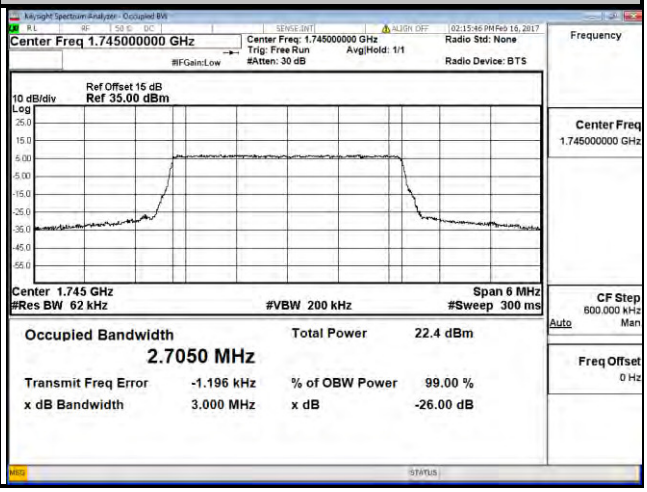

LTE Band 66							
Channel Bandwidth: 5 MHz				Channel Bandwidth: 10 MHz			
Channel	Frequency (MHz)	99 % Occupied Bandwidth (MHz)		Channel	Frequency (MHz)	99 % Occupied Bandwidth (MHz)	
		QPSK	16QAM			QPSK	16QAM
19975	1712.5	4.50	4.50	20000	1715.0	8.98	8.98
20175	1732.5	4.50	4.50	20175	1732.5	8.99	8.99
20375	1752.5	4.50	4.49	20350	1750.0	8.98	8.98

Spectrum Plot of Worst Value

5 MHz / QPSK

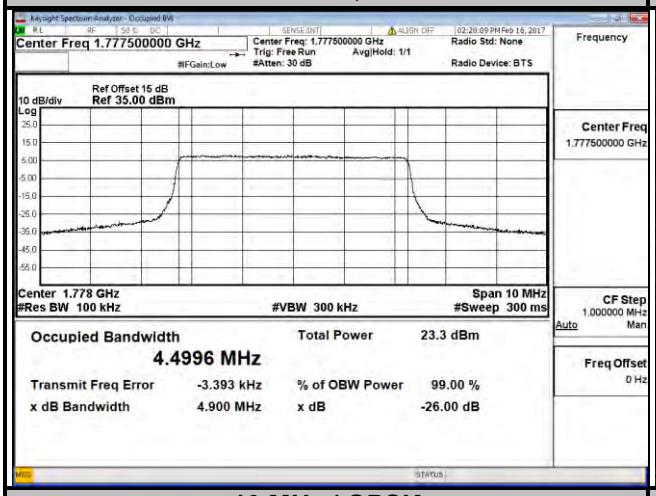

5 MHz / 16QAM

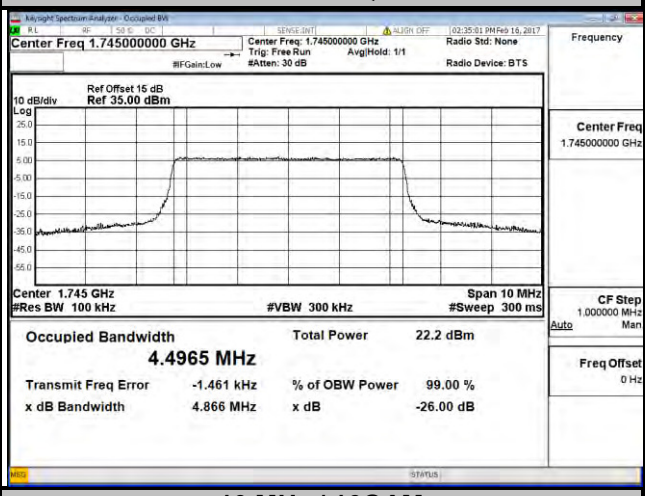

10 MHz / QPSK

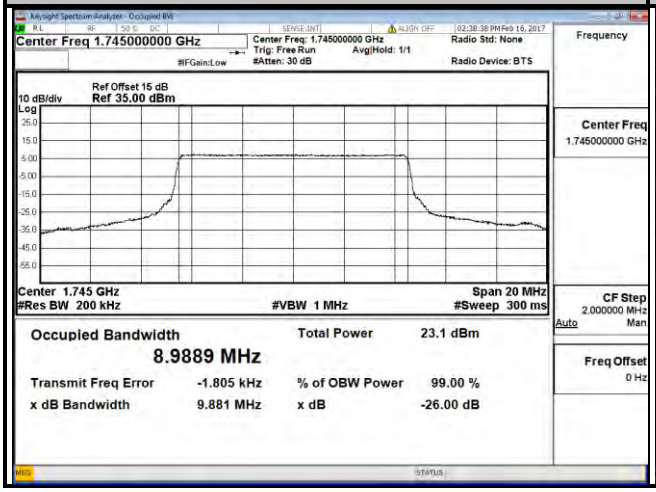

10 MHz / 16QAM

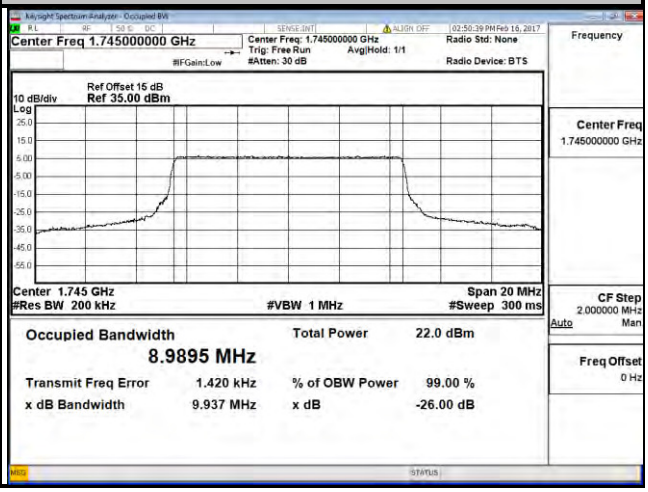

LTE Band 66							
Channel Bandwidth: 15 MHz				Channel Bandwidth: 20 MHz			
Channel	Frequency (MHz)	99 % Occupied Bandwidth (MHz)		Channel	Frequency (MHz)	99 % Occupied Bandwidth (MHz)	
		QPSK	16QAM			QPSK	16QAM
20025	1717.5	13.46	13.46	20050	1720.0	17.98	17.96
20175	1732.5	13.47	13.48	20175	1732.5	17.98	17.98
20325	1747.5	13.46	13.45	20300	1745.0	17.97	17.96

Spectrum Plot of Worst Value

15 MHz / QPSK

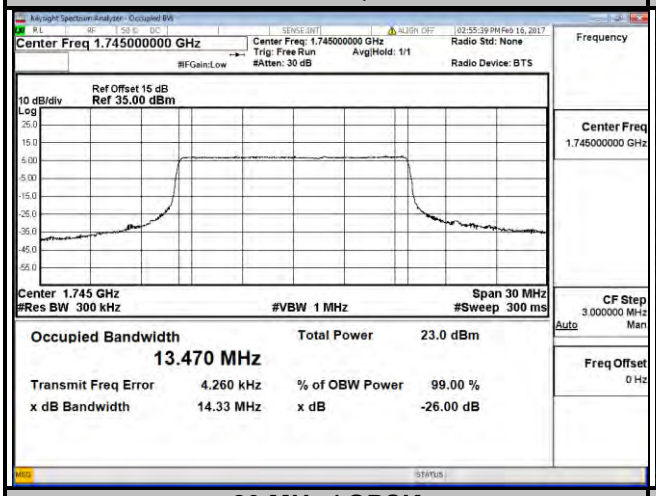

15 MHz / 16QAM

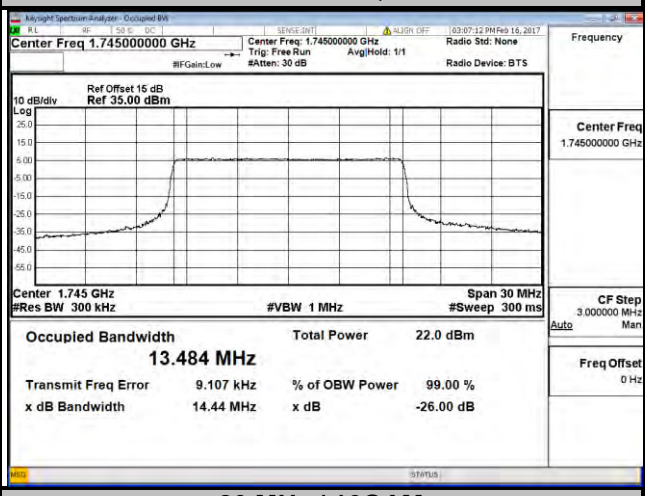

20 MHz / QPSK

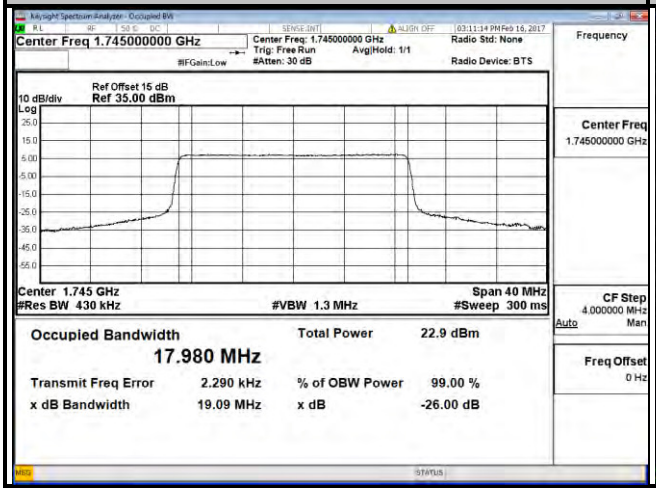

20 MHz / 16QAM

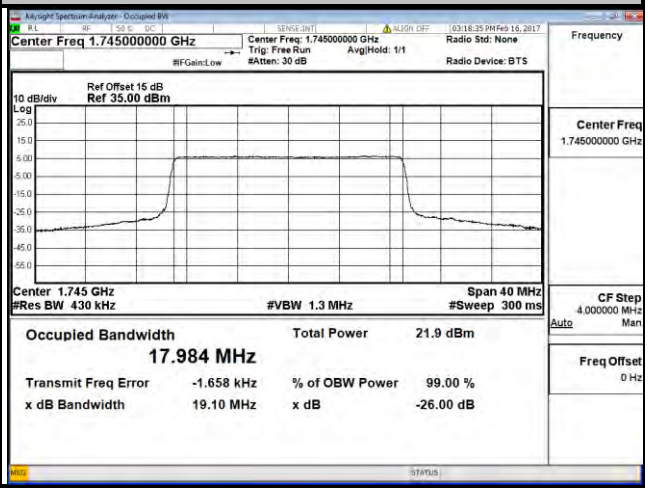

4.4 Band Edge Measurement

4.4.1 Limits of Band Edge Measurement

For operations in the 704-716 MHz band, the power of any emission outside a licensee's frequency band(s) of operation shall be attenuated below the transmitter power (P) within the licensed band(s) of operation, measured in watts, by at least 43 + 10 log (P) dB. Compliance with this provision is based on the use of measurement instrumentation employing a resolution bandwidth of 100 kilohertz or greater.
However, in the 100 kilohertz bands immediately outside and adjacent to a licensee's frequency block, a resolution bandwidth of at least 30 kHz may be employed.

For operations in the 1710–1755 MHz bands, the power of any emission outside a licensee's frequency block shall be attenuated below the transmitter power (P) by at least 43 + 10 log10(P) dB.

4.4.2 Test Setup

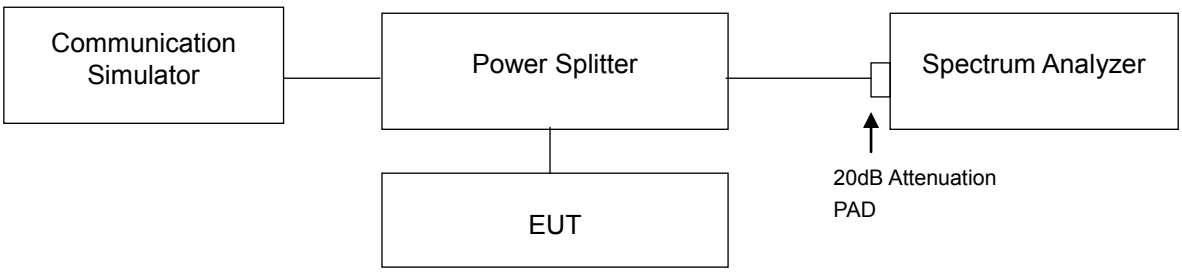

4.4.3 Test Procedures

a. All measurements were done at low and high operational frequency range.
b. The center frequency of spectrum is the band edge frequency and span is 5 MHz. RB of the spectrum is 100 kHz and VB of the spectrum is 300 kHz (WCDMA).
c. The center frequency of spectrum is the band edge frequency and span is 1 MHz. RB of the spectrum is 13 kHz and VB of the spectrum is 51 kHz (LTE Bandwidth 1.4 MHz).
d. The center frequency of spectrum is the band edge frequency and span is 1 MHz. RB of the spectrum is 30 kHz and VB of the spectrum is 100 kHz (LTE Bandwidth 3 MHz).
e. The center frequency of spectrum is the band edge frequency and span is 1 MHz. RB of the spectrum is 100 kHz and VB of the spectrum is 300 kHz (LTE Bandwidth 5 MHz/10 MHz).
f. The center frequency of spectrum is the band edge frequency and span is 1 MHz. RB of the spectrum is 150 kHz and VB of the spectrum is 470 kHz (LTE Bandwidth 15 MHz).
g. The center frequency of spectrum is the band edge frequency and span is 1 MHz. RB of the spectrum is 180 kHz and VB of the spectrum is 560 kHz (LTE Bandwidth 20 MHz).
h. Record the max trace plot into the test report.

4.4.4 Test Results

WCDMA			
Channel	1312	Channel	1513

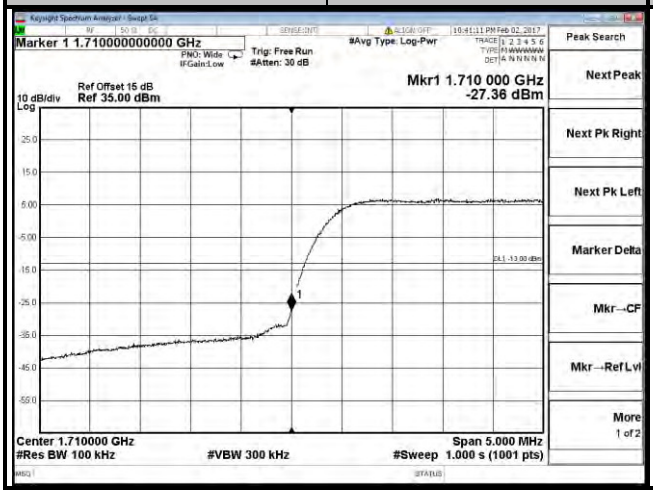

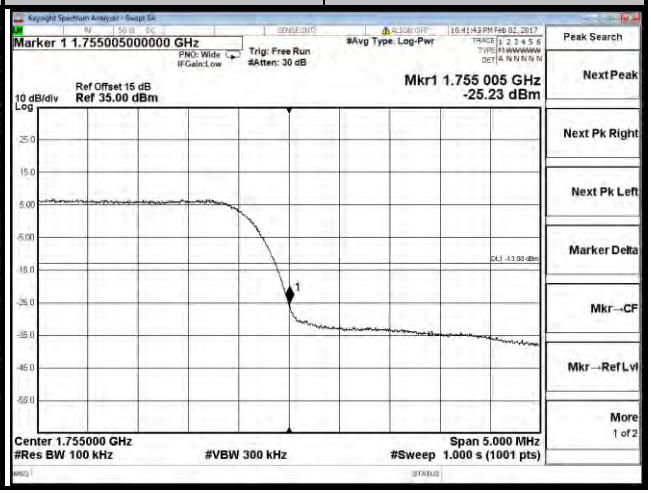

LTE Band 4					
Channel Bandwidth: 1.4 MHz					
Channel	19957	6 RB	Channel	20393	6 RB

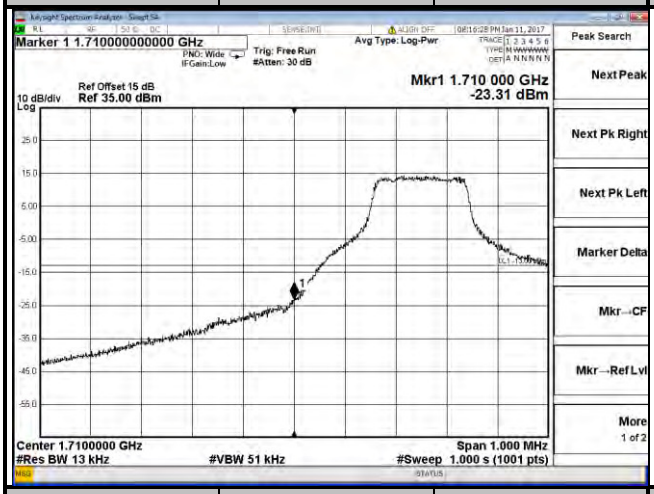

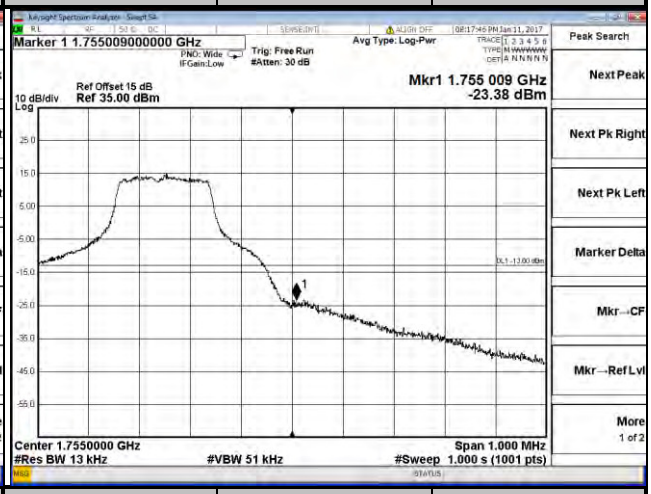

Channel	19957	25 RB	Channel	20393	25 RB

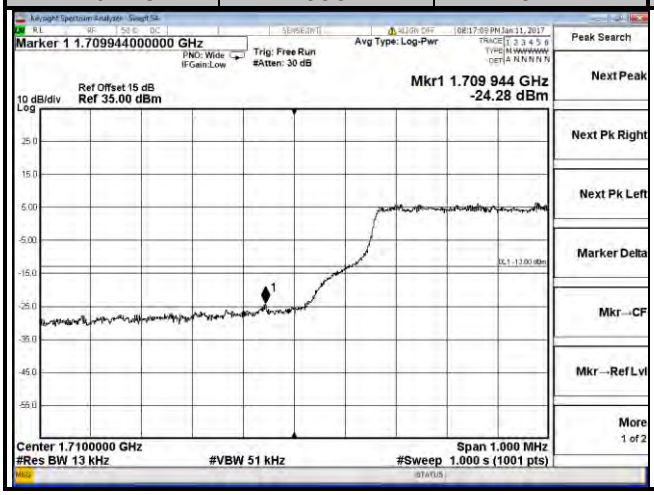

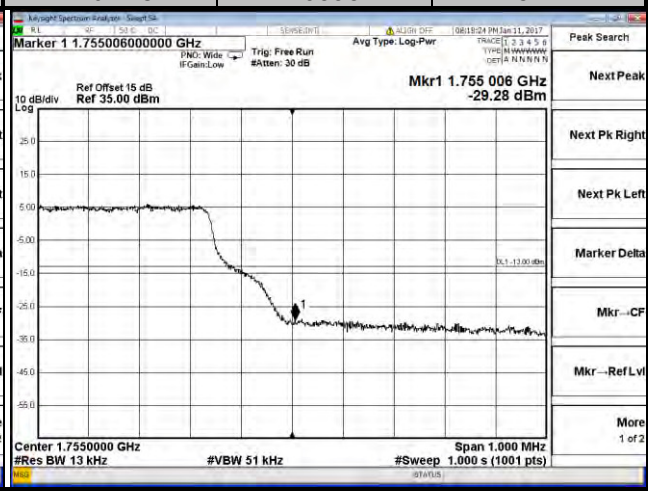

LTE Band 4					
Channel Bandwidth: 3 MHz					
Channel	19965	1 RB	Channel	20385	1 RB
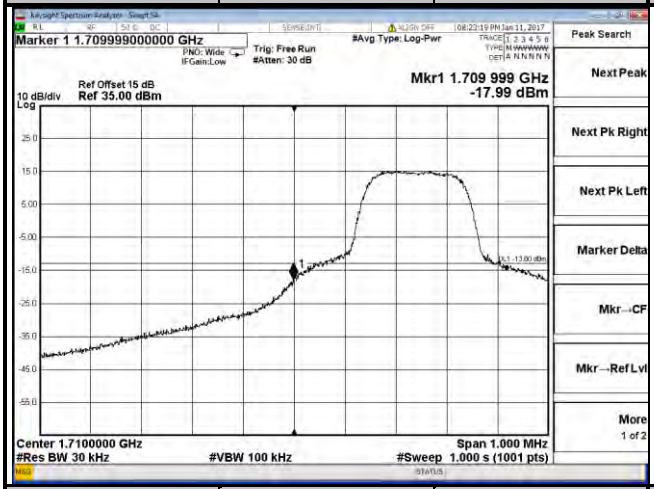			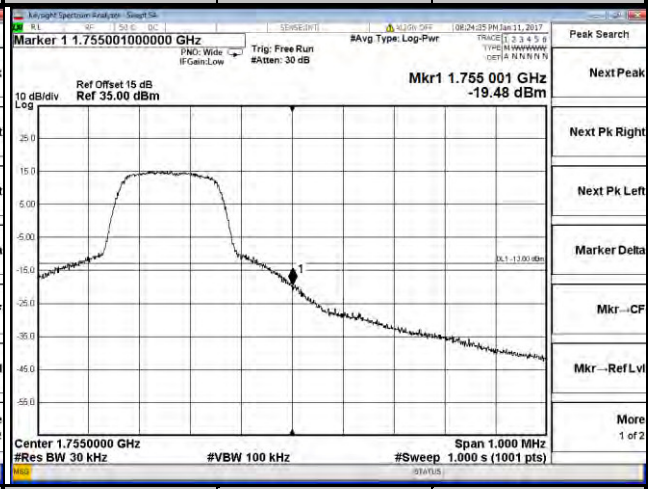		
Channel	19965	15 RB	Channel	20385	15 RB
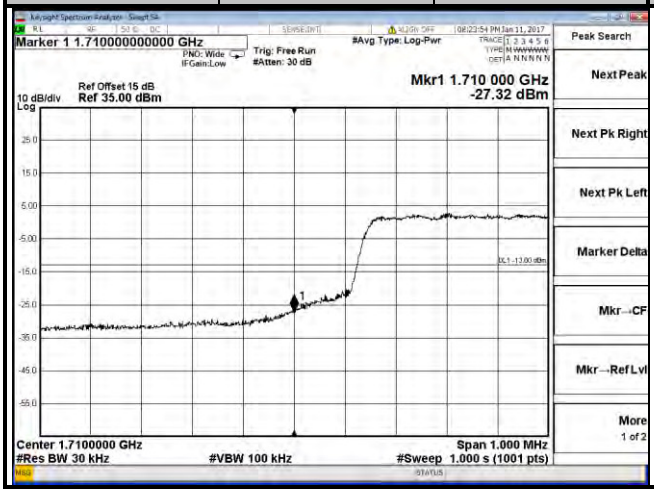			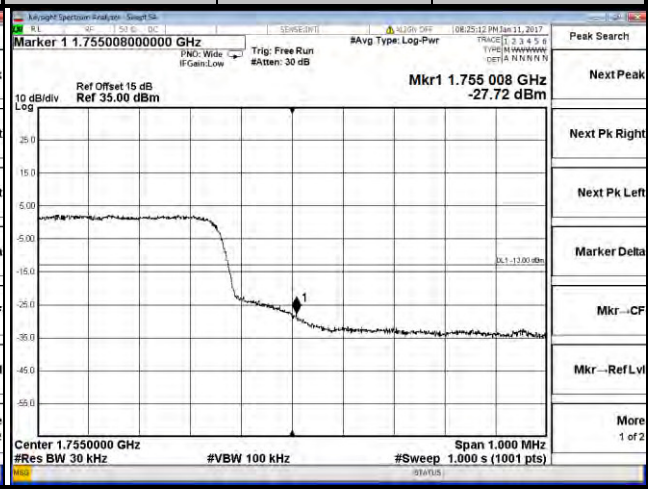		

LTE Band 4					
Channel Bandwidth: 5 MHz					
Channel	19975	1 RB	Channel	20375	1 RB
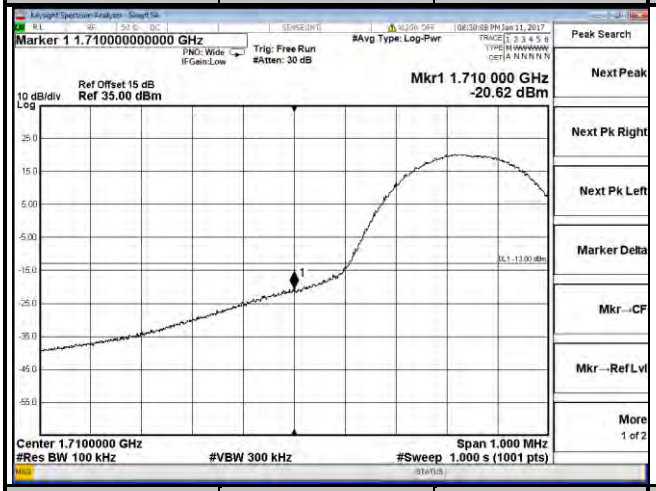			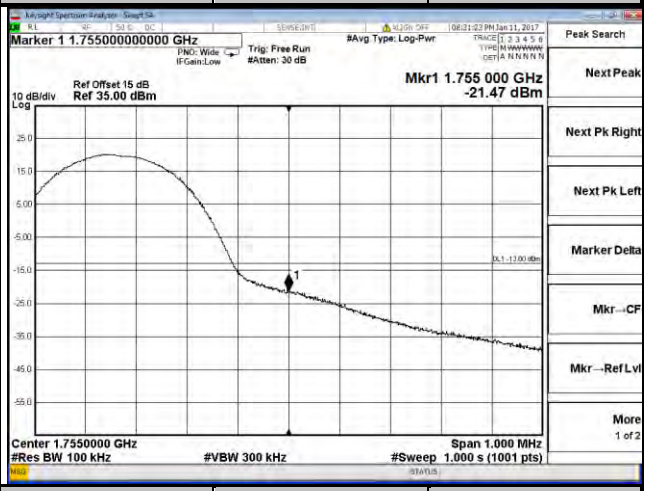		
Channel	19975	25 RB	Channel	20375	25 RB
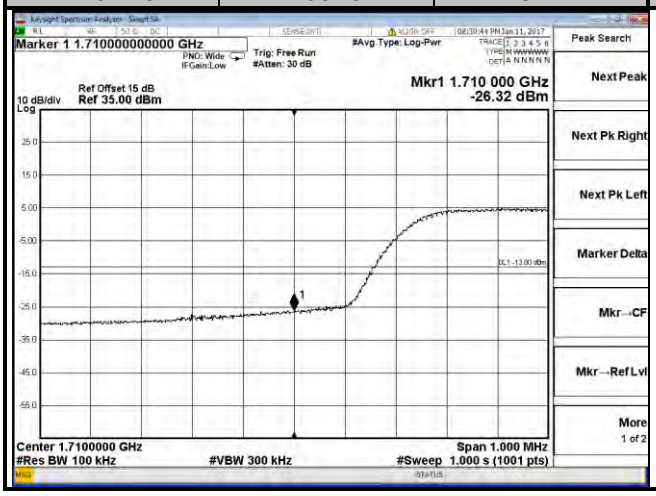			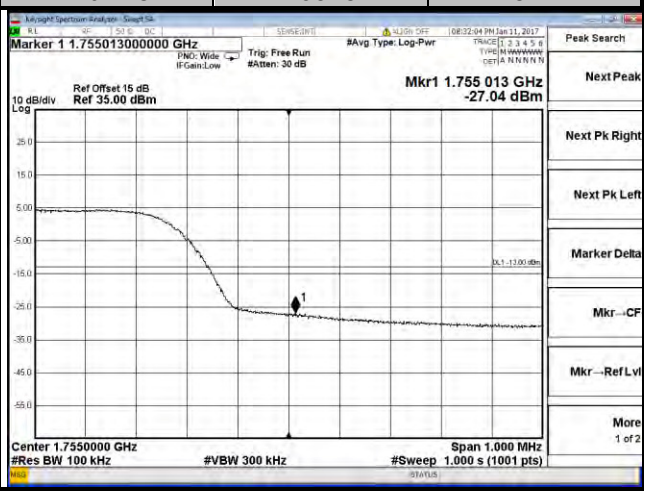		

LTE Band 4					
Channel Bandwidth: 10 MHz					
Channel	20000	1 RB	Channel	20350	1 RB
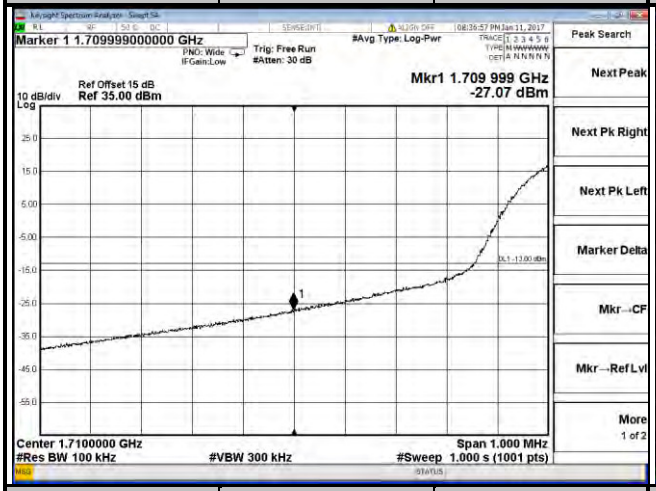			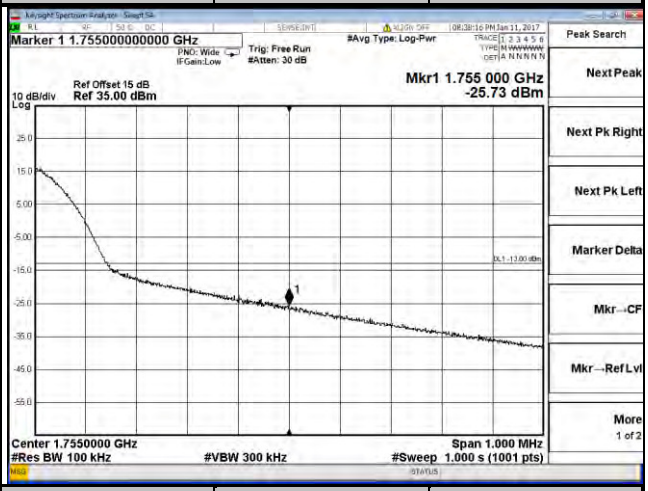		
Channel	20000	50 RB	Channel	20350	50 RB
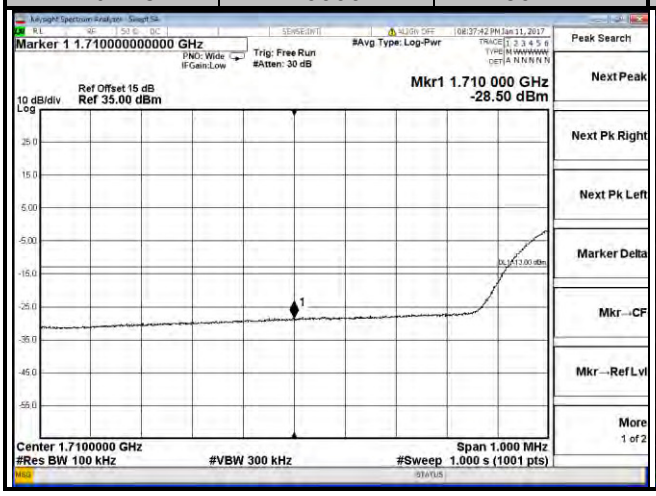			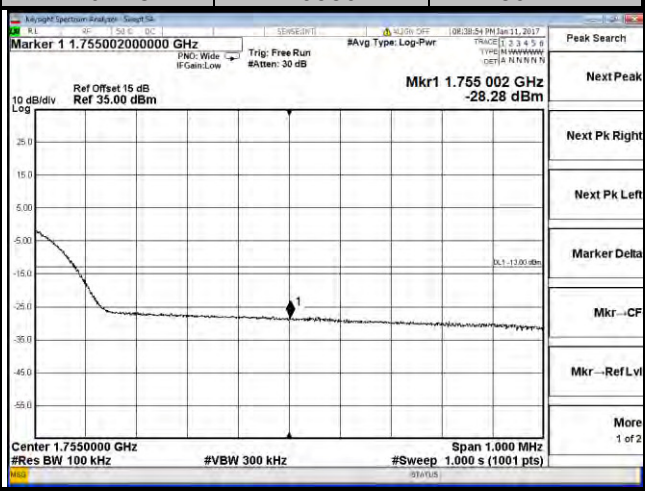		

LTE Band 4					
Channel Bandwidth: 15 MHz					
Channel	20025	1 RB	Channel	20325	1 RB
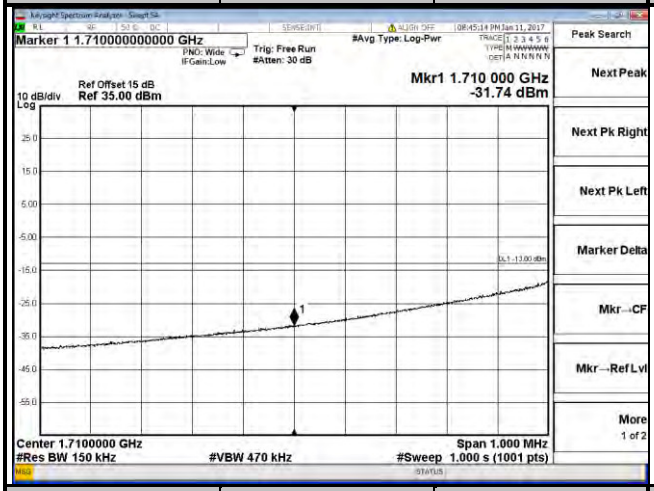			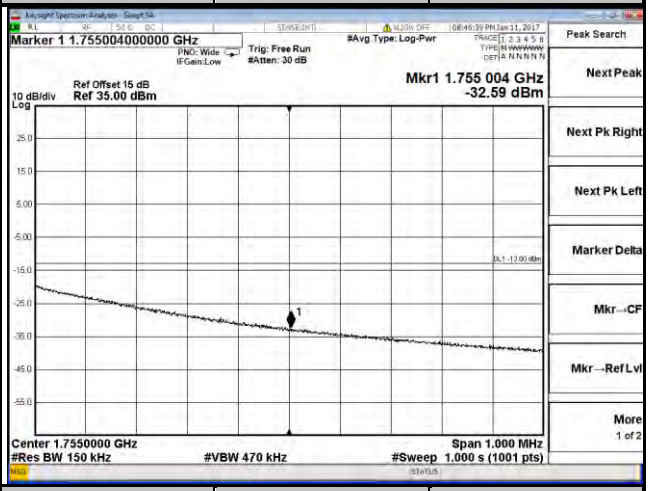		
Channel	20025	75 RB	Channel	20325	75 RB
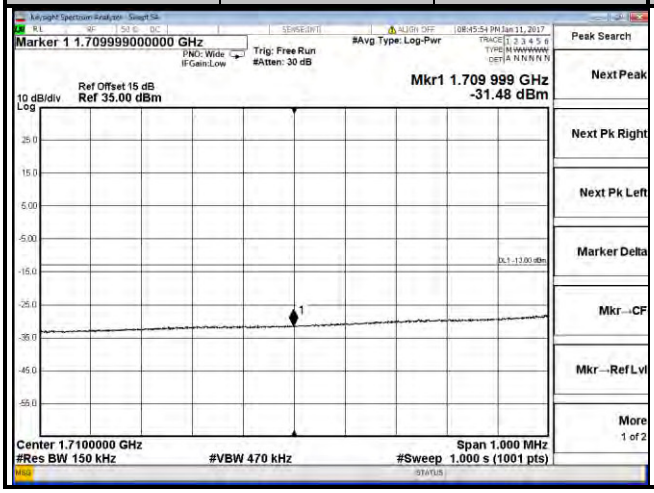			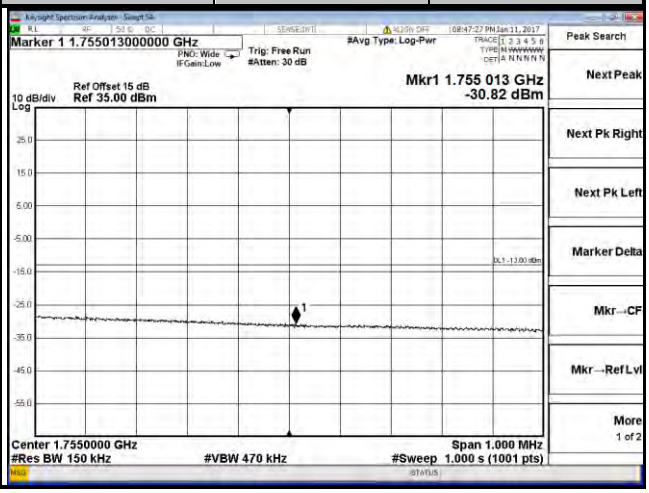		

LTE Band 4					
Channel Bandwidth: 20 MHz					
Channel	20050	1 RB	Channel	20300	1 RB
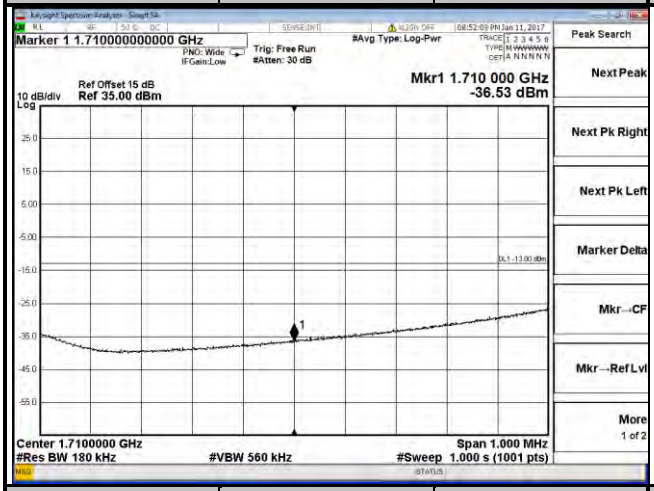			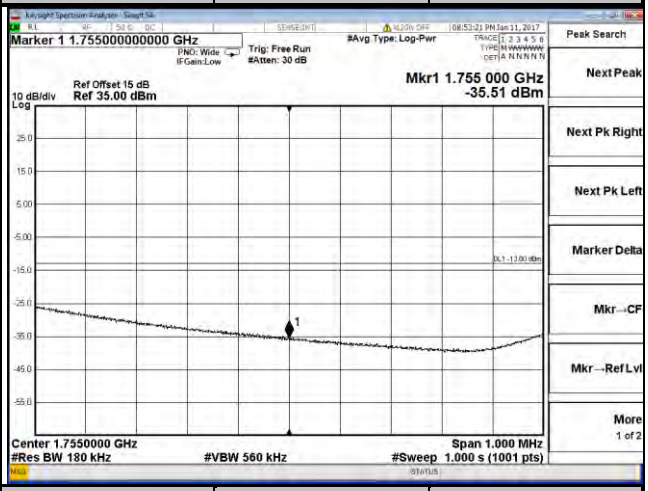		
Channel	20050	100 RB	Channel	20300	100 RB
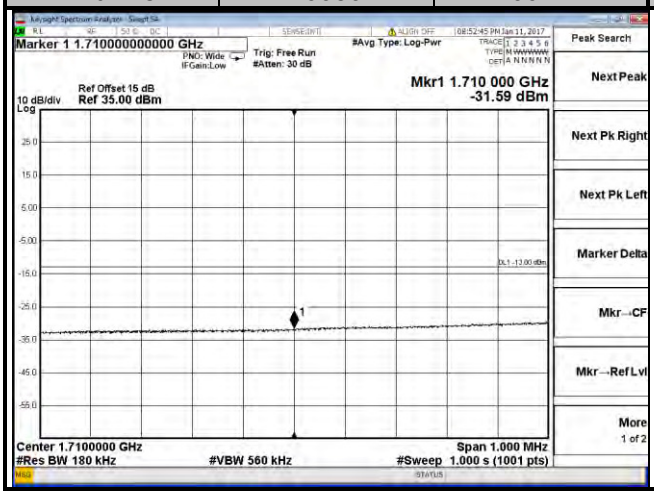			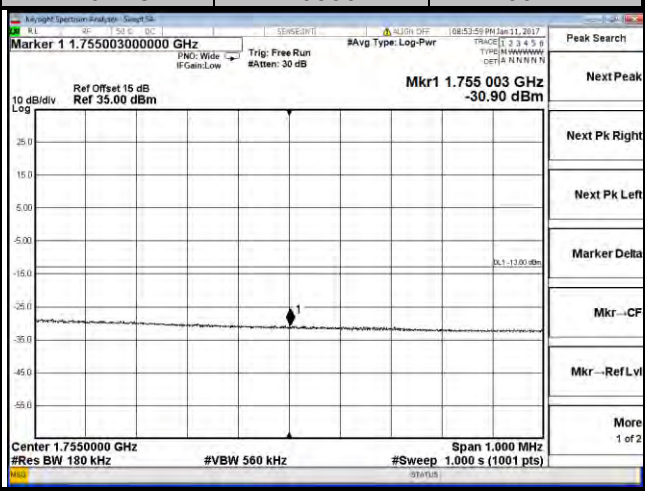		

LTE Band 12					
Channel Bandwidth: 1.4 MHz					
Channel	23017	1 RB	Channel	23173	1 RB
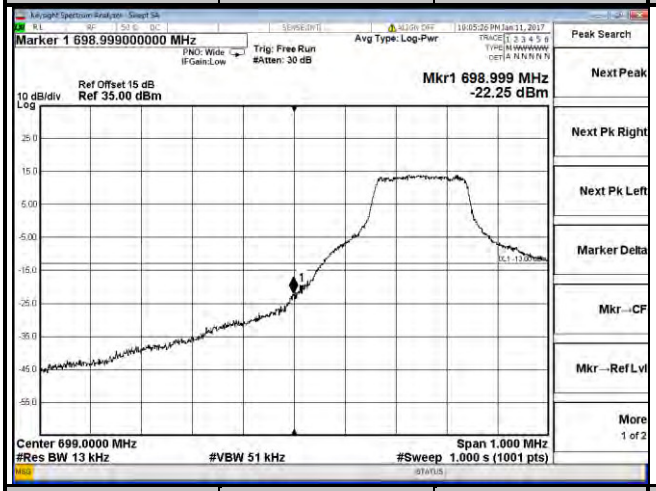			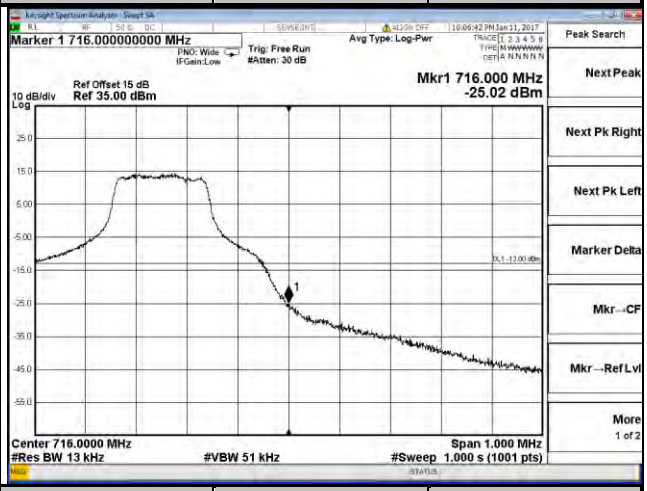		
Channel	23017	6 RB	Channel	23173	6 RB
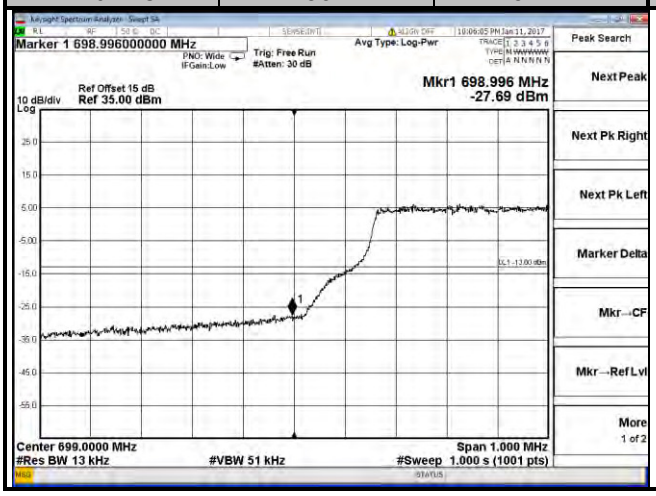			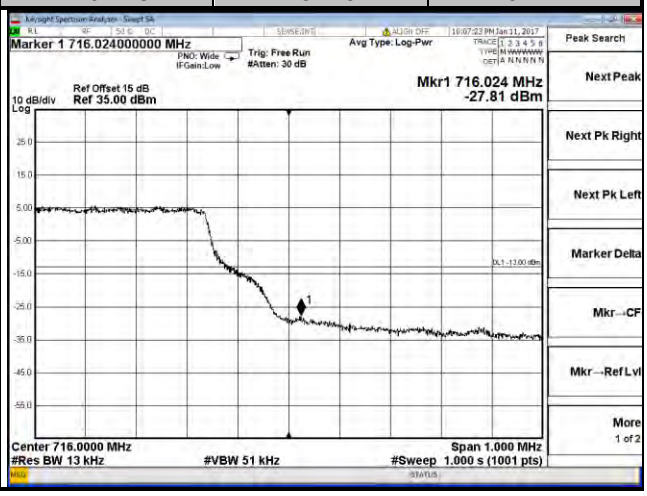		

LTE Band 12					
Channel Bandwidth: 3 MHz					
Channel	23025	1 RB	Channel	23165	1 RB
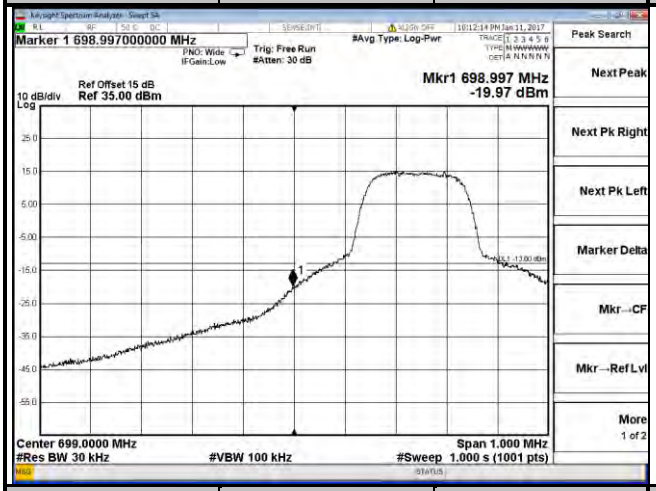			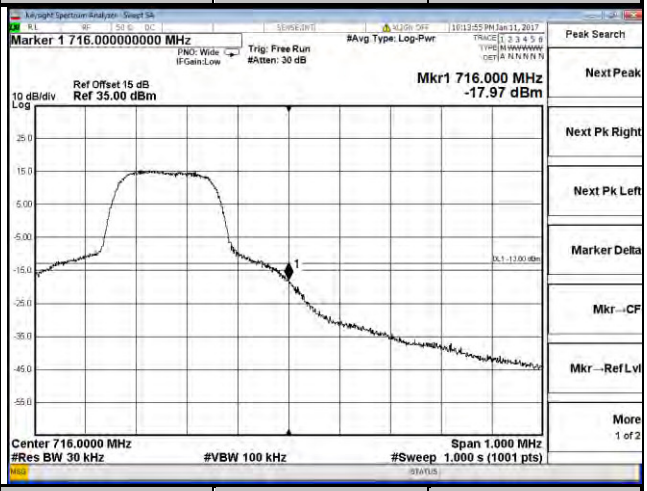		
Channel	23025	15 RB	Channel	23165	15 RB
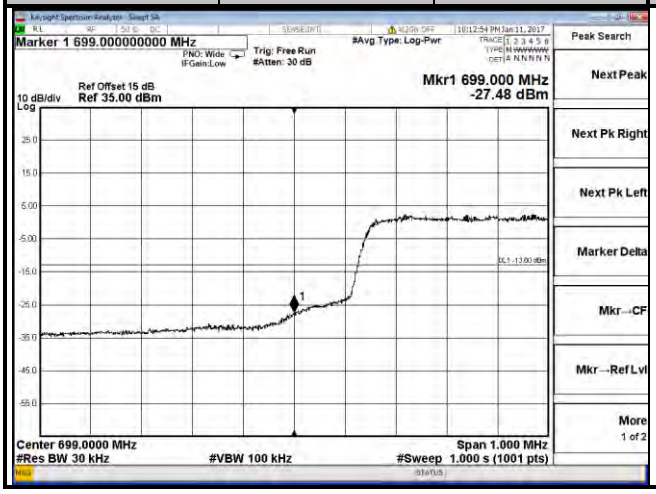			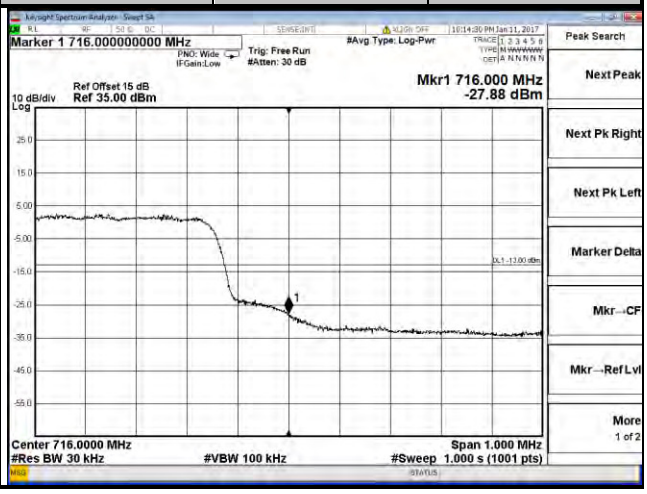		

LTE Band 12					
Channel Bandwidth: 5 MHz					
Channel	23035	1 RB	Channel	23155	1 RB
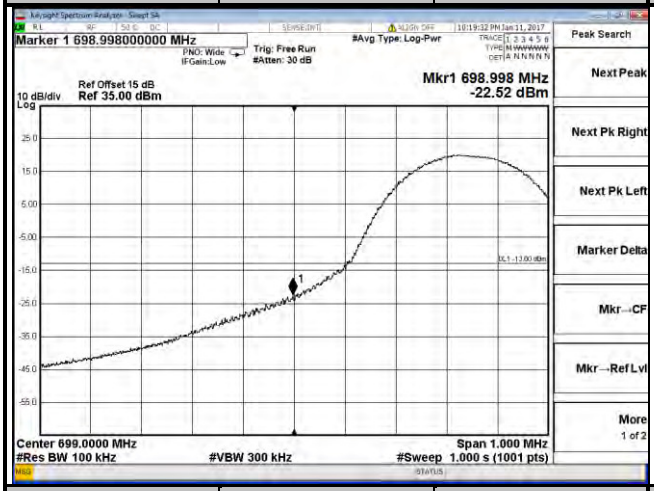			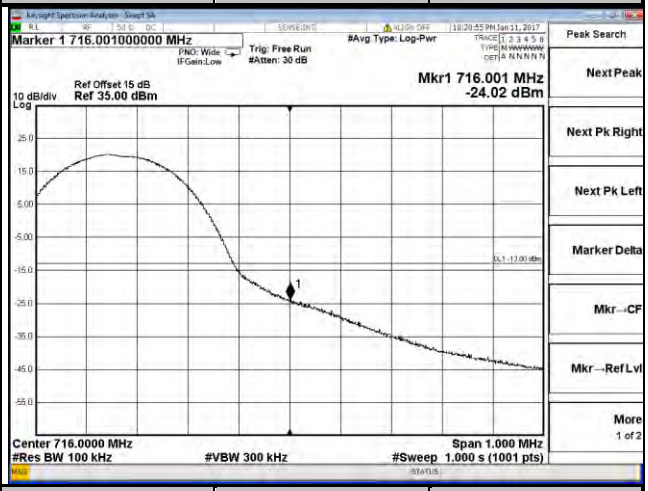		
Channel	23035	25 RB	Channel	23155	25 RB
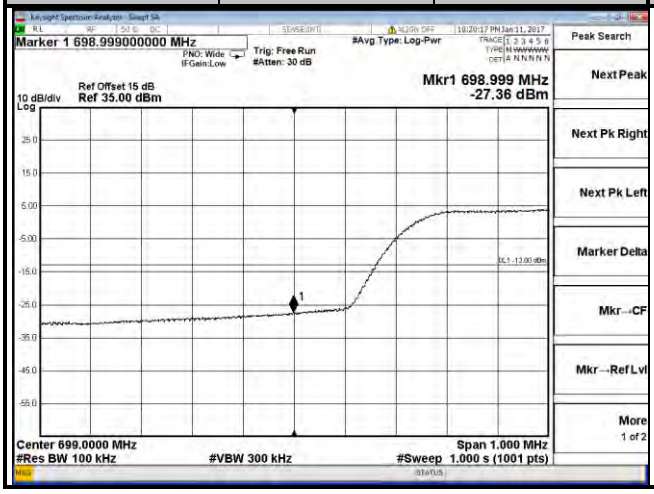			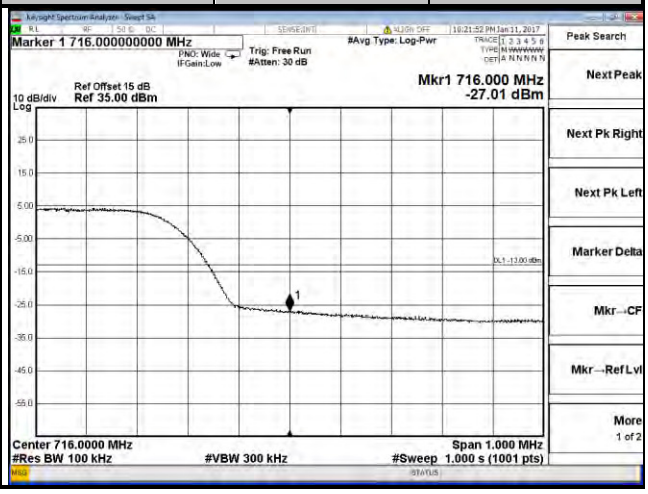		

LTE Band 12					
Channel Bandwidth: 10 MHz					
Channel	23060	1 RB	Channel	23130	1 RB
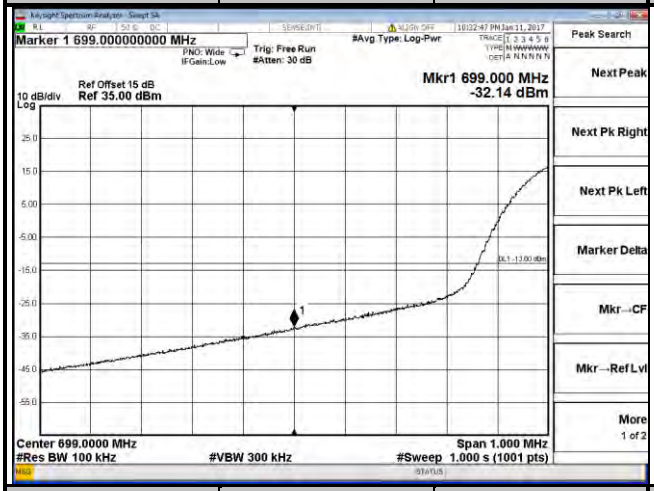			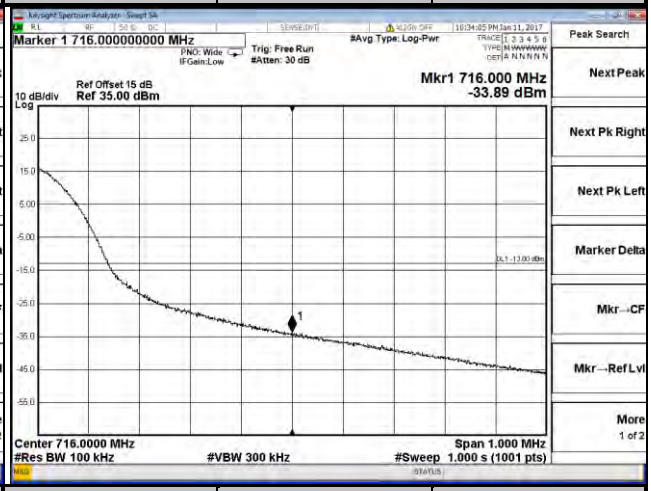		
Channel	23060	50 RB	Channel	23130	50 RB
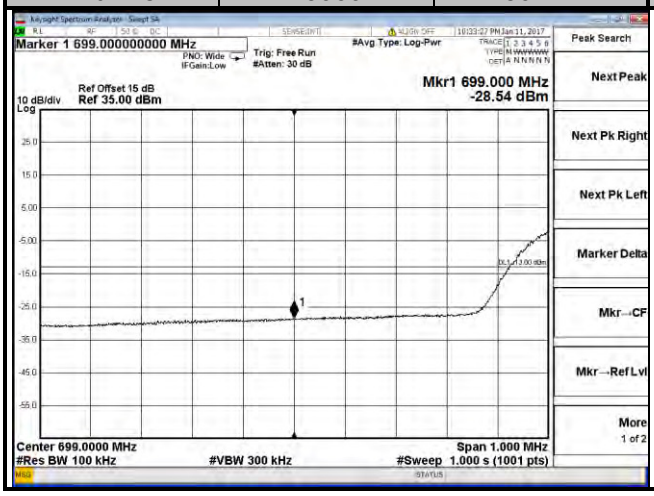			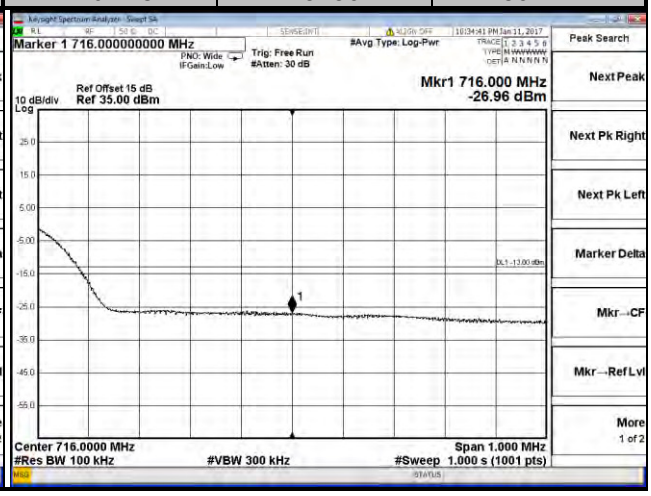		

LTE Band 13					
Channel Bandwidth: 5 MHz					
Channel	23205	1 RB	Channel	23255	1 RB
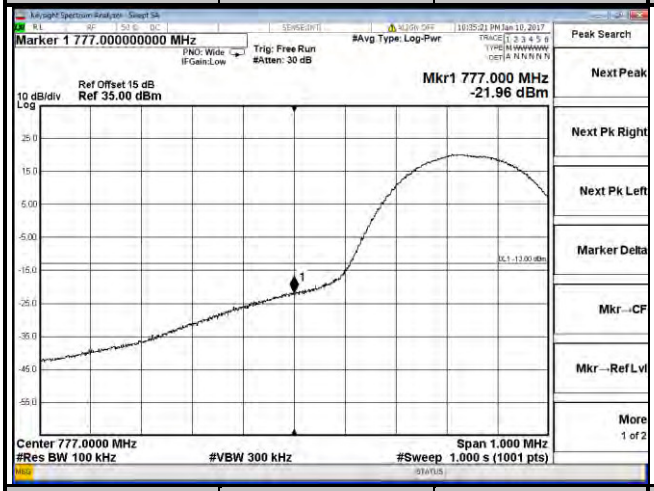			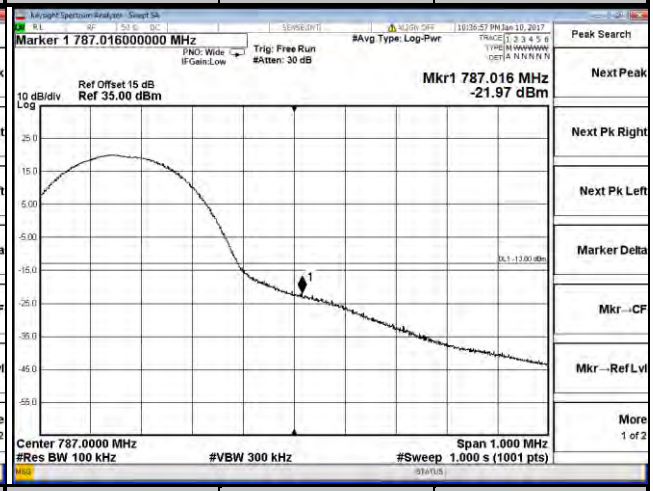		
Channel	23205	25 RB	Channel	23255	25 RB
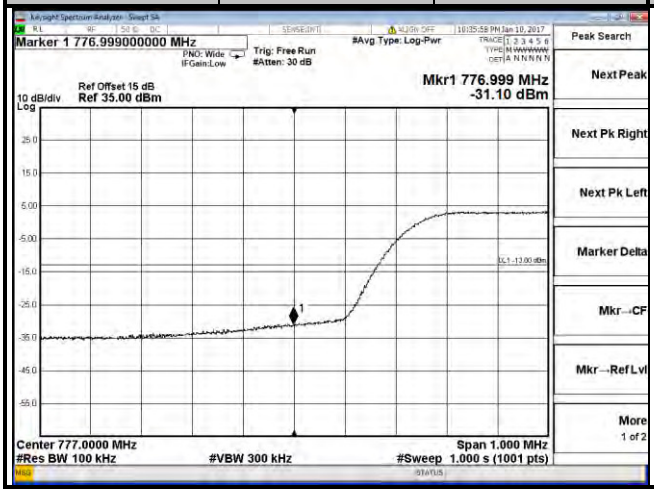			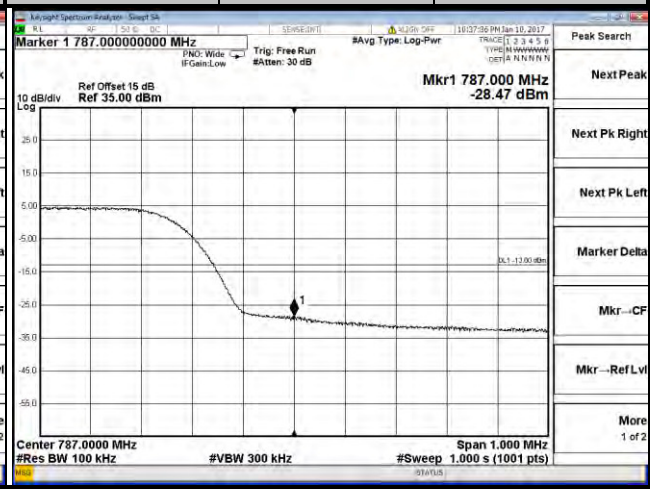		

LTE Band 13					
Channel Bandwidth: 10 MHz					
Channel	23230	1 RB	Channel	23230	1 RB
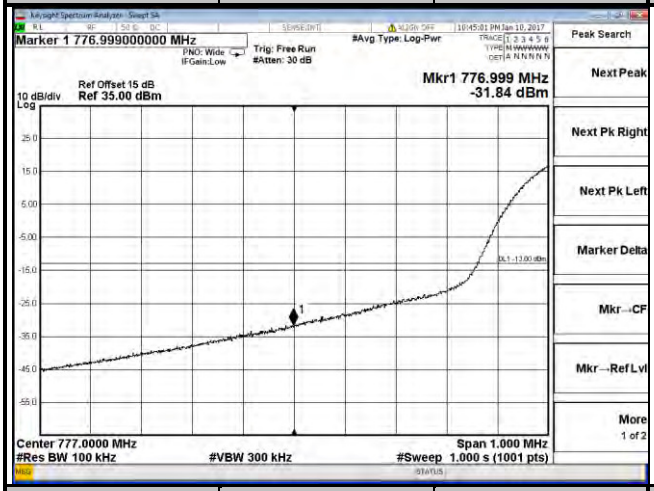			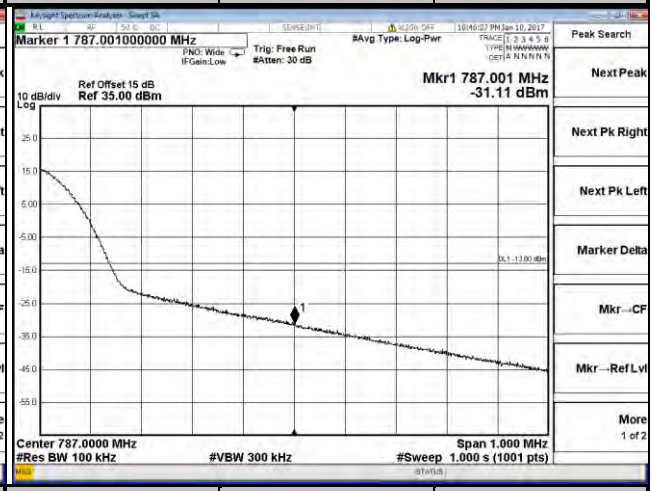		
Channel	23230	50 RB	Channel	23230	50 RB
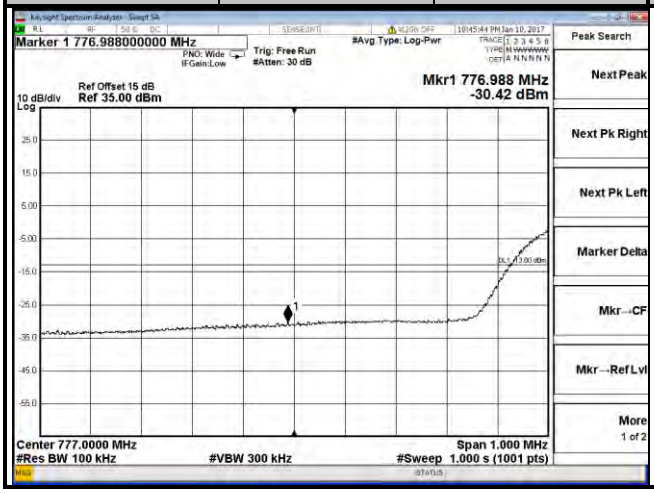			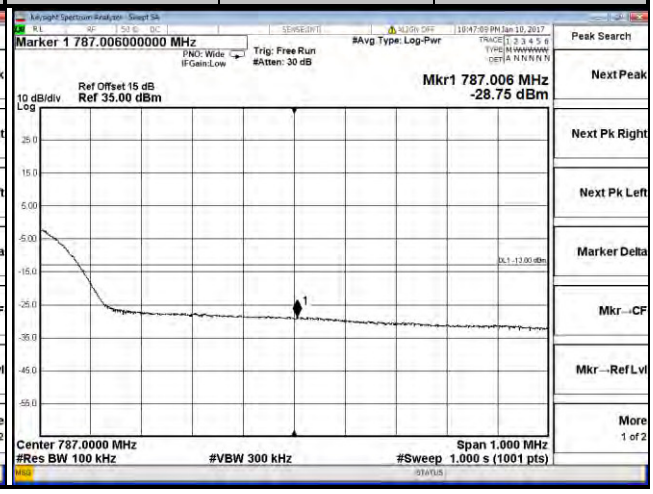		

LTE Band 17					
Channel Bandwidth: 5 MHz					
Channel	23755	1 RB	Channel	23825	1 RB
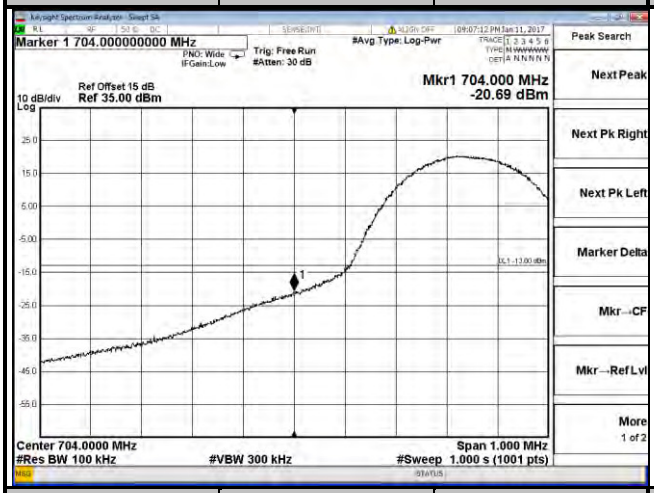			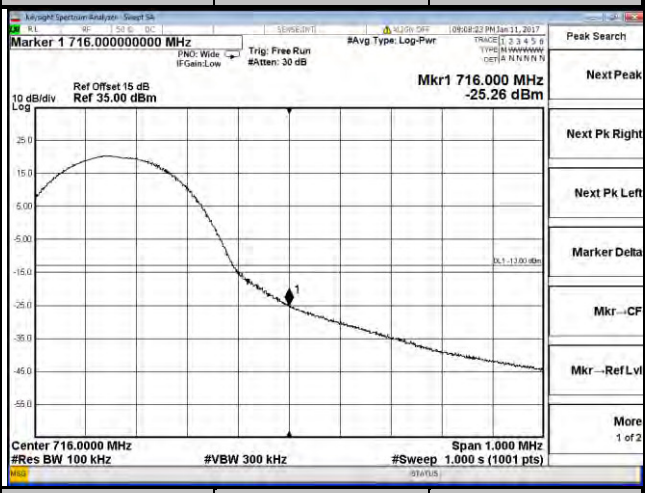		
Channel	23755	25 RB	Channel	23825	25 RB
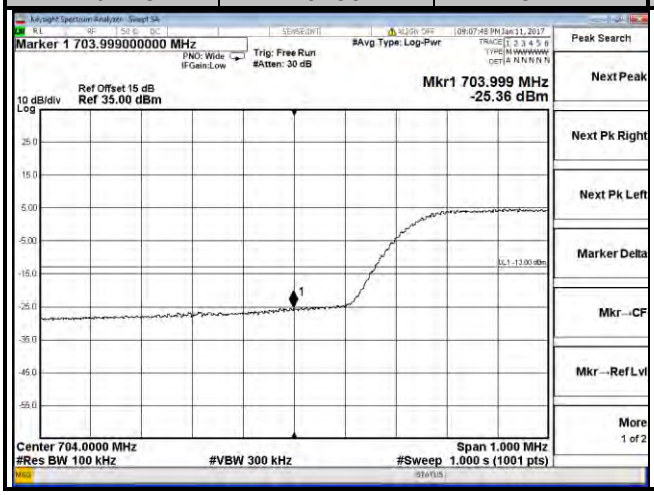			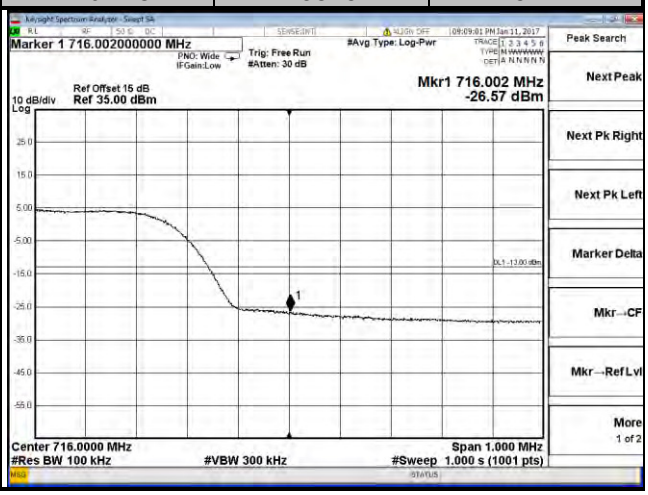		

LTE Band 17					
Channel Bandwidth: 10 MHz					
Channel	23780	1 RB	Channel	23800	1 RB
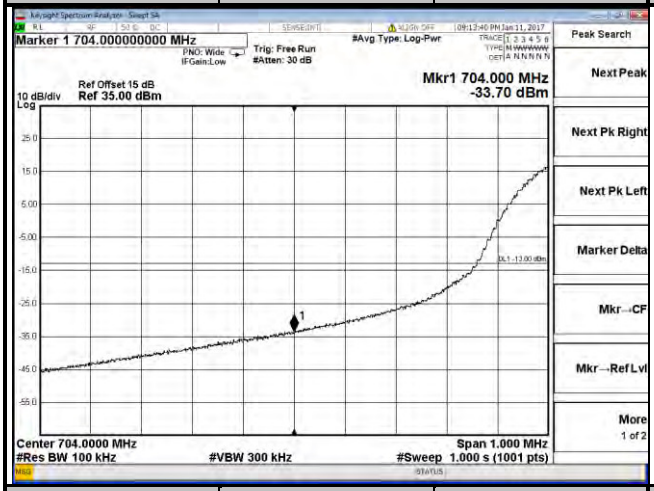			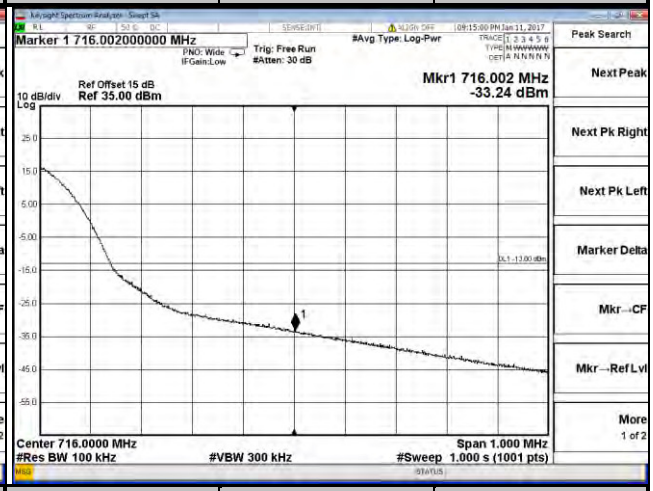		
Channel	23780	50 RB	Channel	23800	50 RB
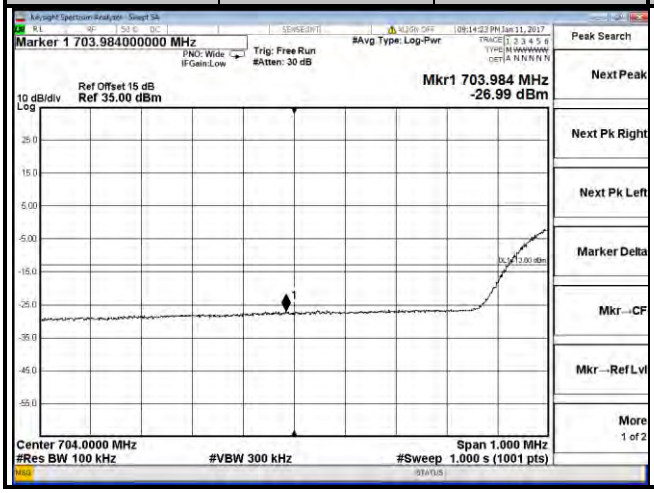			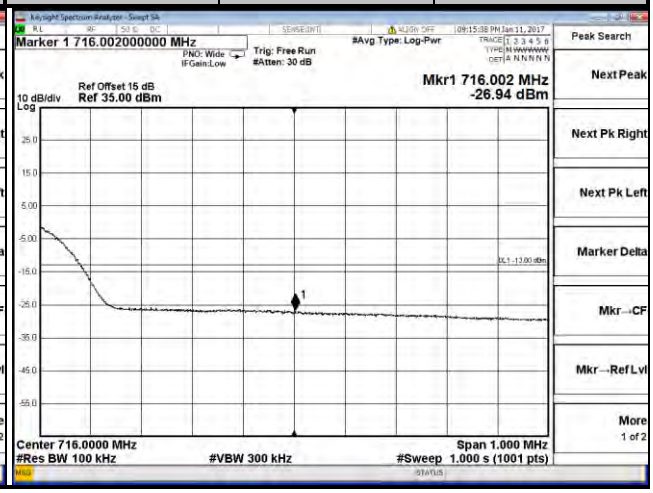		

LTE Band 66					
Channel Bandwidth: 1.4 MHz					
Channel	131979	6 RB	Channel	131979	6 RB
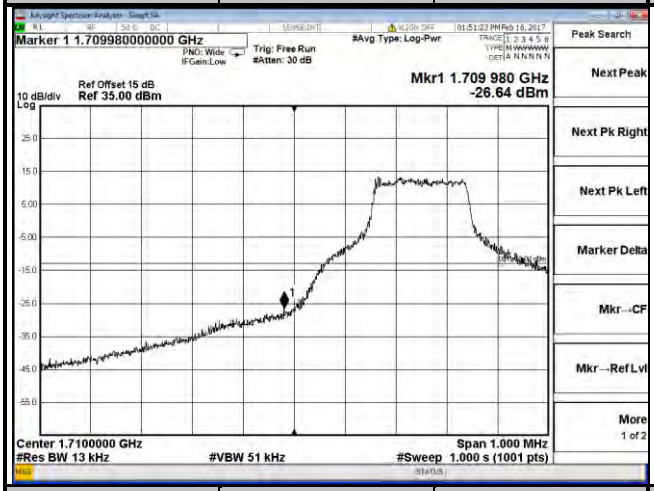			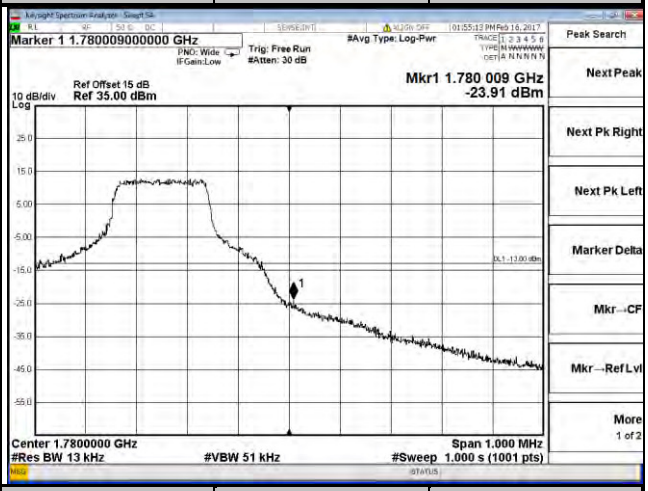		
Channel	131979	25 RB	Channel	131979	25 RB
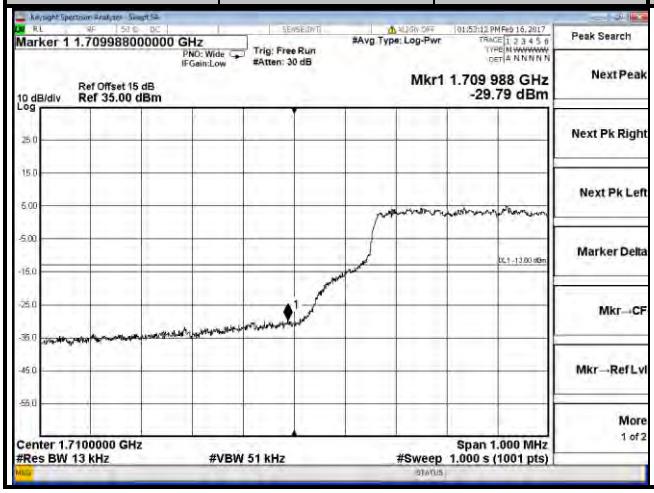			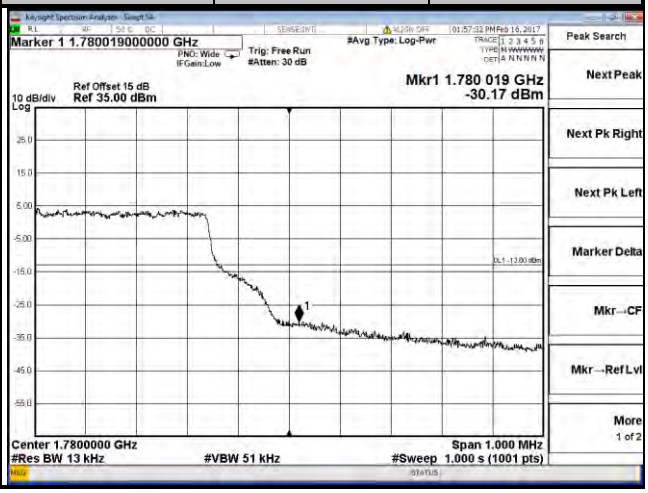		

LTE Band 66					
Channel Bandwidth: 3 MHz					
Channel	131987	1 RB	Channel	132657	1 RB
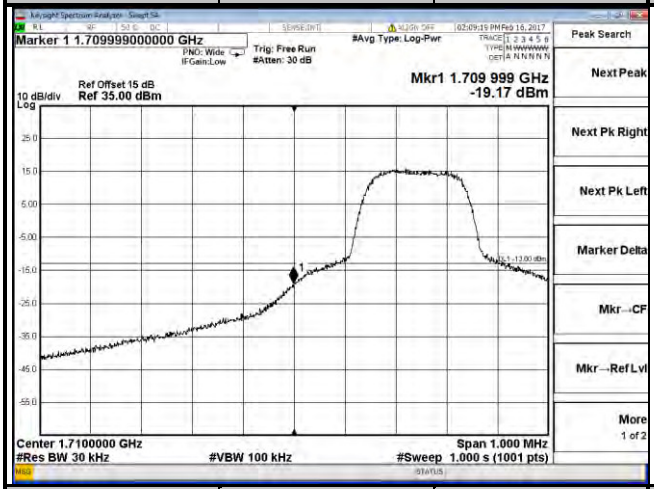			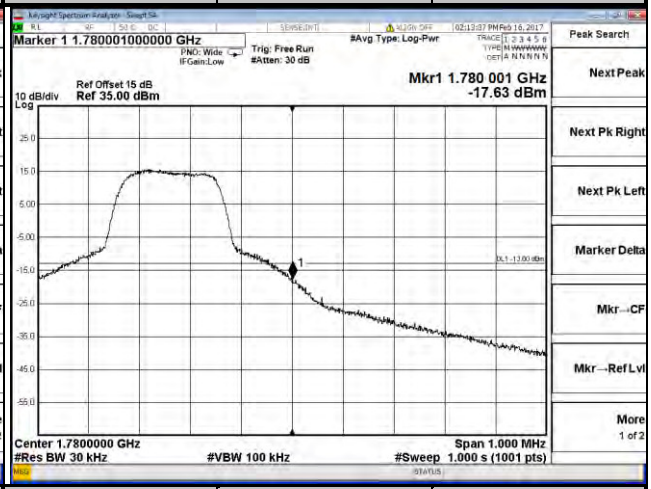		
Channel	131987	15 RB	Channel	132657	15 RB
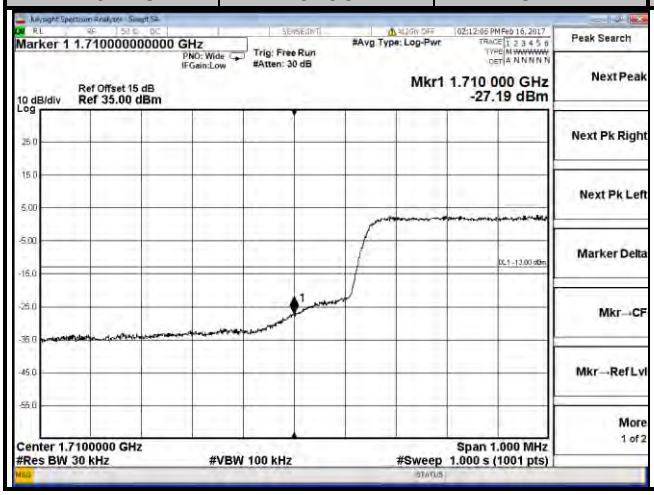			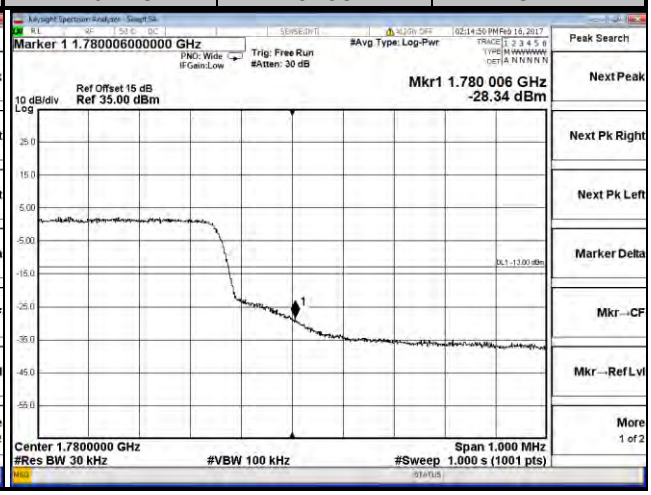		

LTE Band 66					
Channel Bandwidth: 5 MHz					
Channel	131997	1 RB	Channel	132647	1 RB
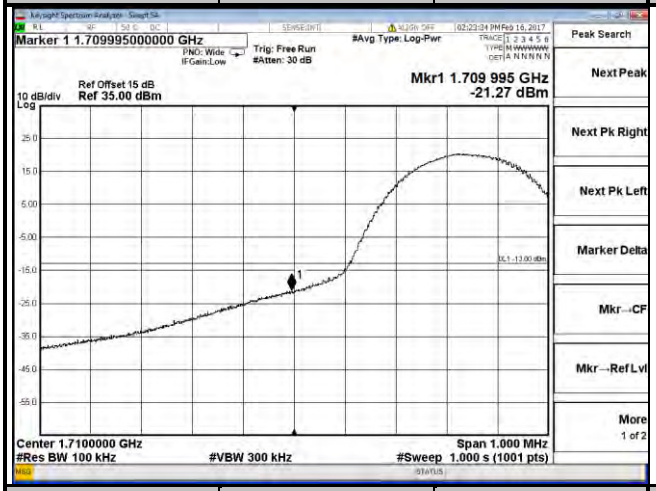			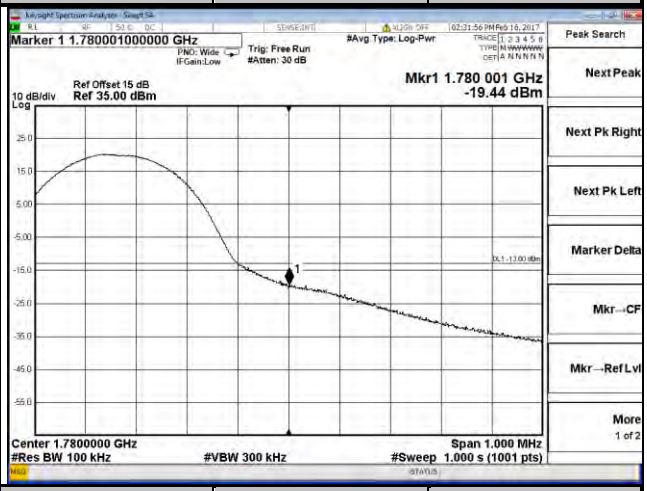		
Channel	131997	25 RB	Channel	132647	25 RB
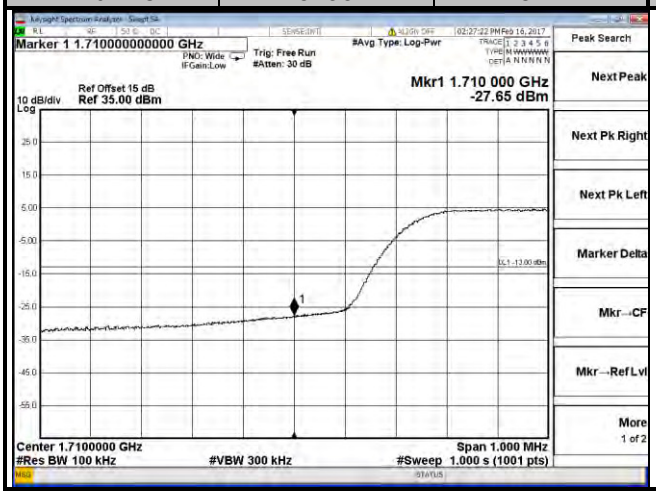			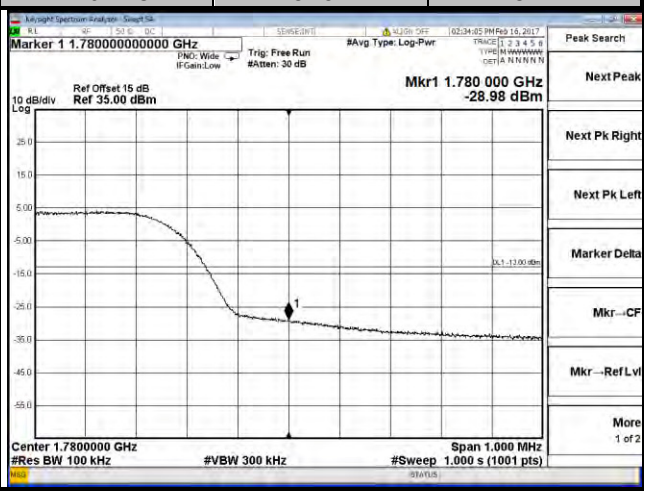		

LTE Band 66					
Channel Bandwidth: 10 MHz					
Channel	132022	1 RB	Channel	132622	1 RB
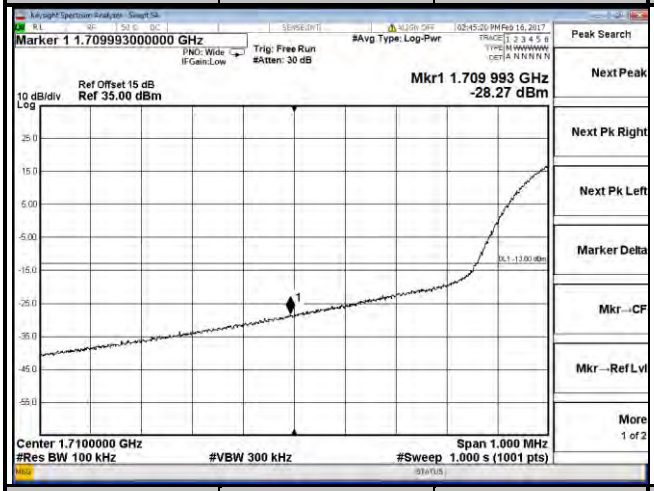			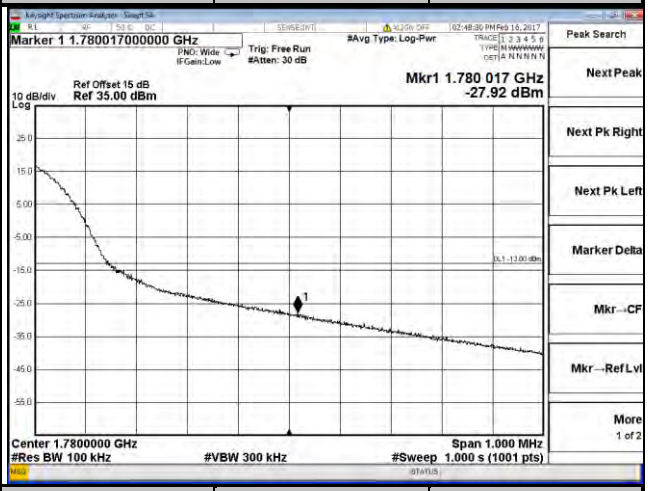		
Channel	132022	50 RB	Channel	132622	50 RB
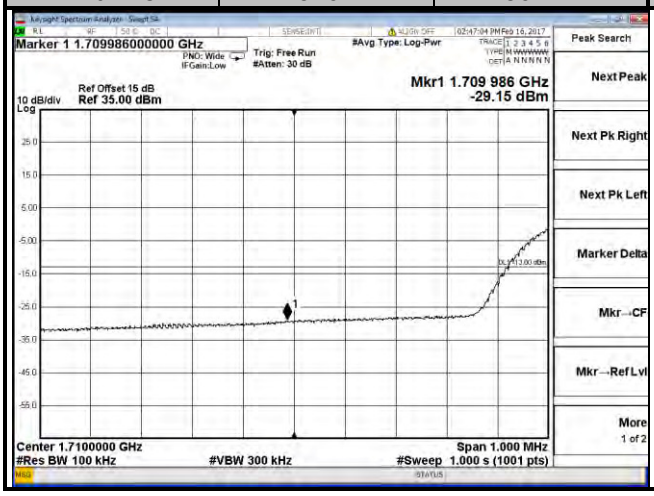			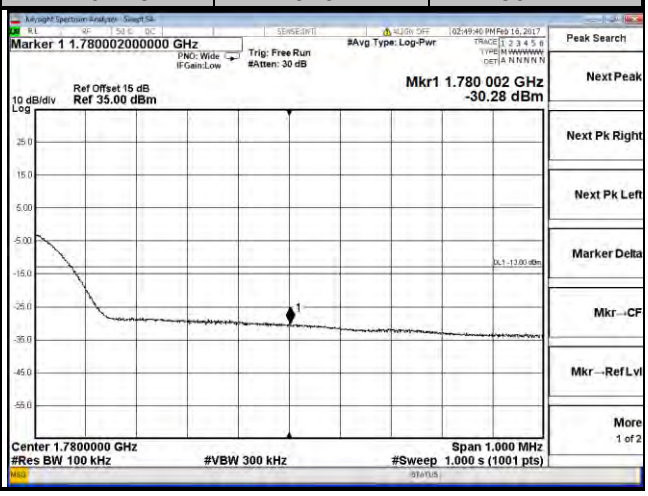		

LTE Band 66					
Channel Bandwidth: 15 MHz					
Channel	132047	1 RB	Channel	132597	1 RB
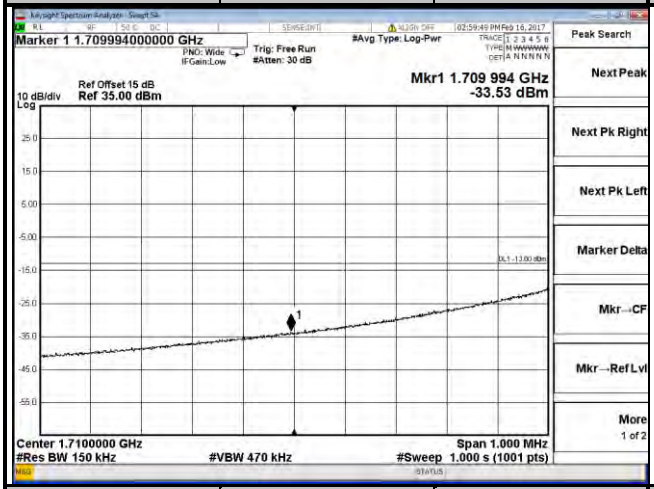			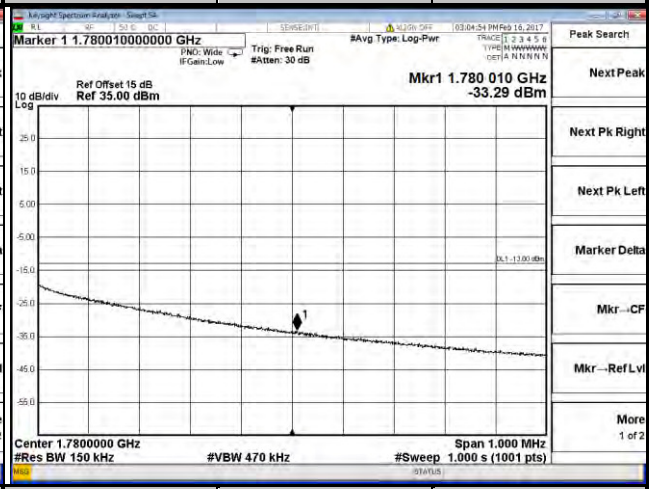		
Channel	132047	75 RB	Channel	132597	75 RB
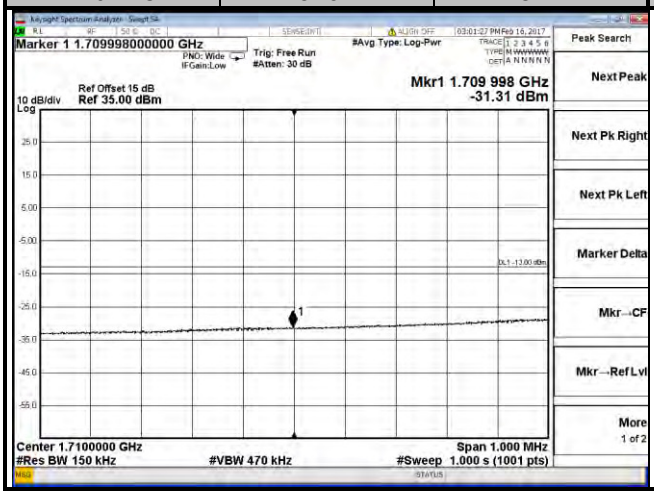			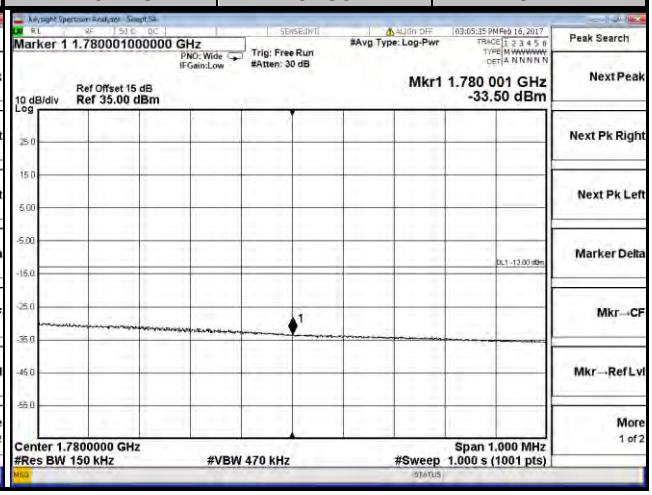		

LTE Band 66					
Channel Bandwidth: 20 MHz					
Channel	132072	1 RB	Channel	132572	1 RB
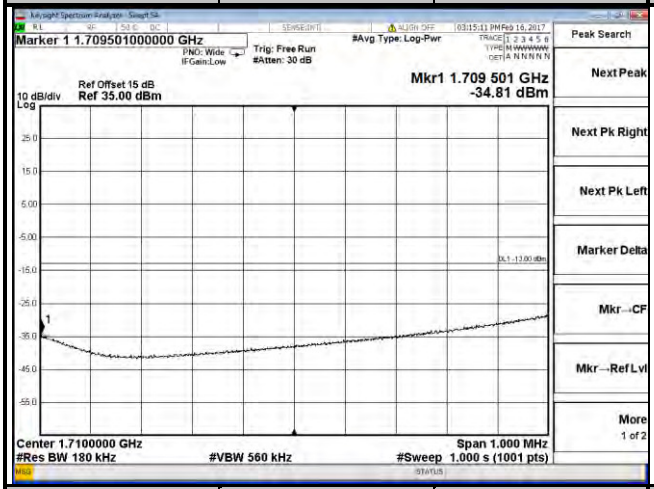			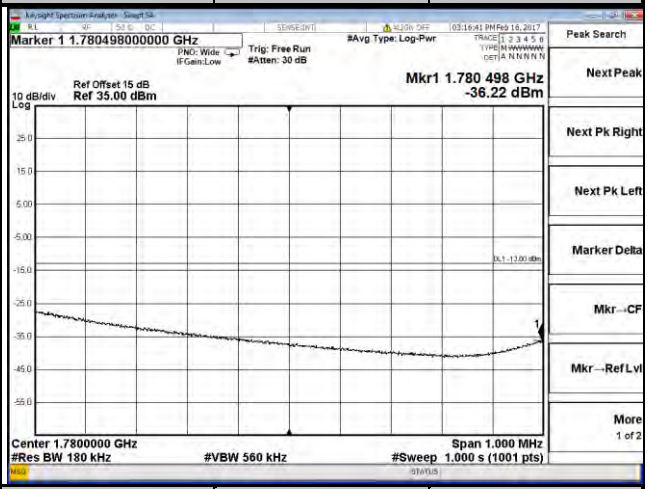		
Channel	132072	100 RB	Channel	132572	100 RB
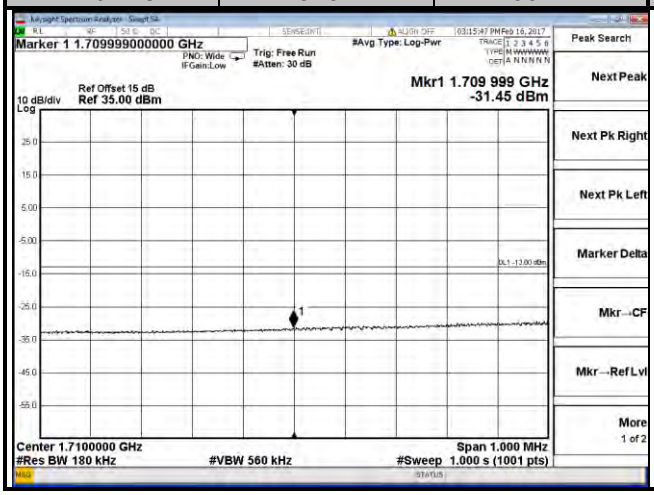			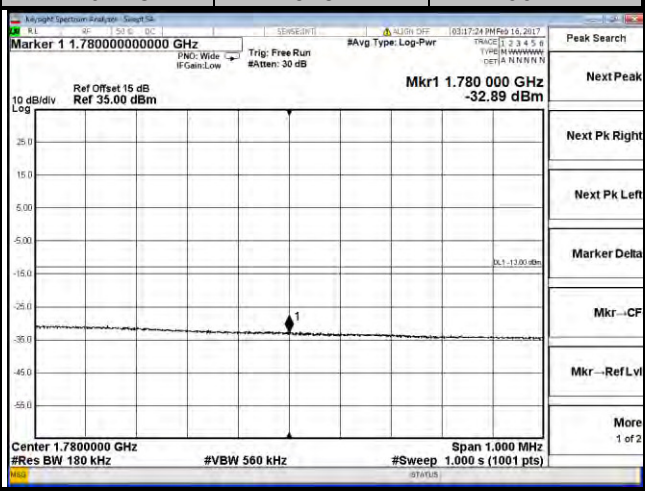		

Emission Mask

LTE Band 13					
Channel Bandwidth: 5 MHz					
Channel	23205	1 RB	Channel	23255	1 RB
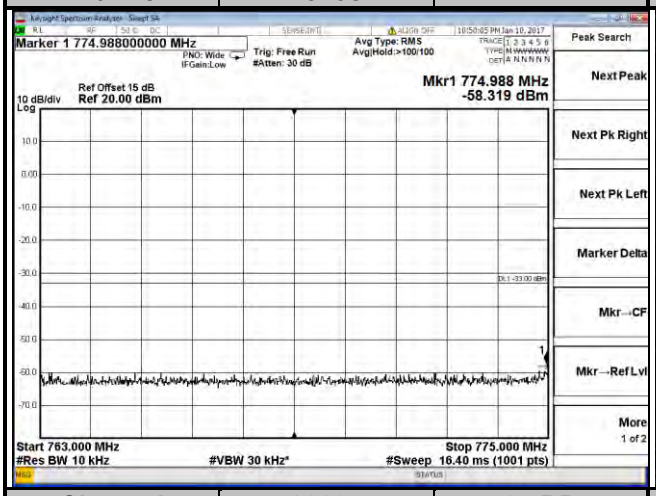			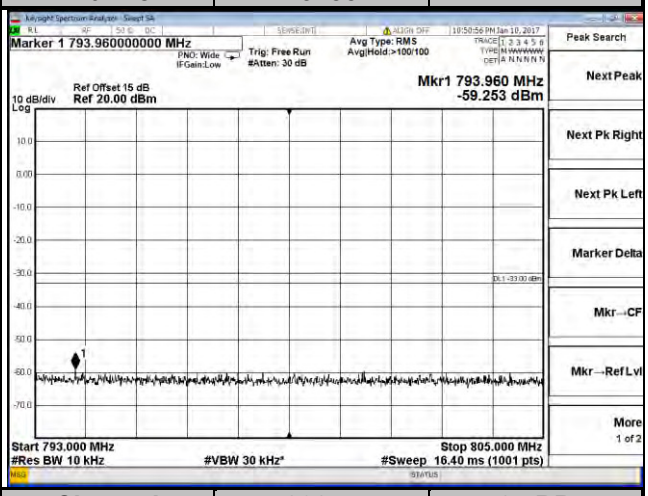		
Channel	23205	25 RB	Channel	23255	25 RB
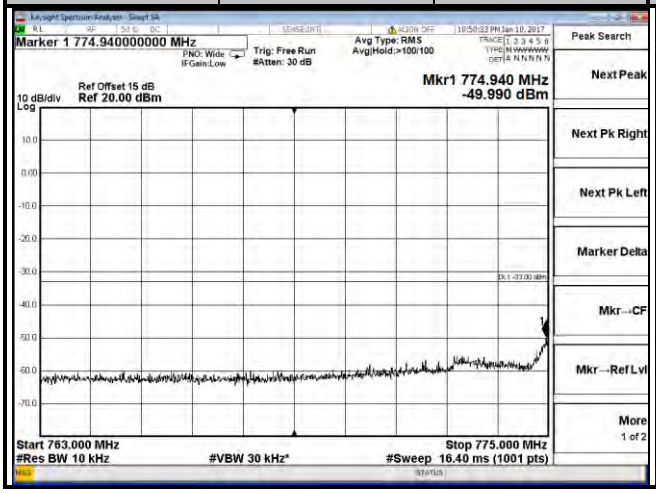			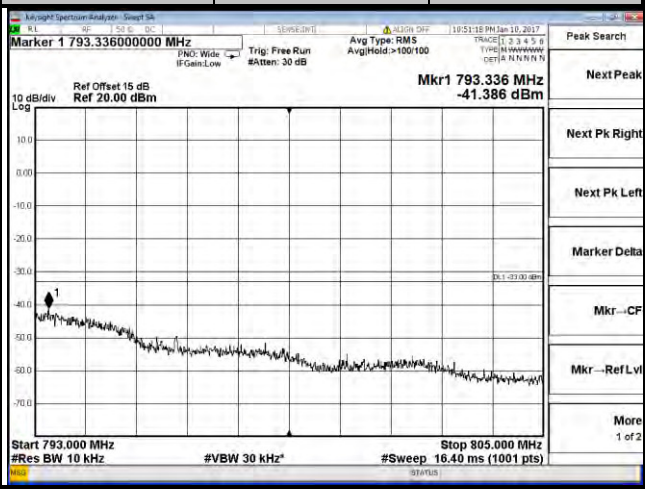		

For the 763 - 775 MHz and 793 - 805 MHz band ,the FCC limit is 65+10log(P[watt]) in a 6.25 kHz bandwidth . Since it was not possible to set the resolution bandwidth to 6.25 kHz with the available equipment , a bandwidth of 10 kHz was used instead to show compliance. By using a 10 kHz bandwidth on the spectrum analyzer.

10log(10kHz/6.25kHz) = 2.04 dB

Limit line = -35 dBm + 2.04 dB =-32.96 dBm

LTE Band 13					
Channel Bandwidth: 10 MHz					
Channel	23230	1 RB	Channel	23230	1 RB
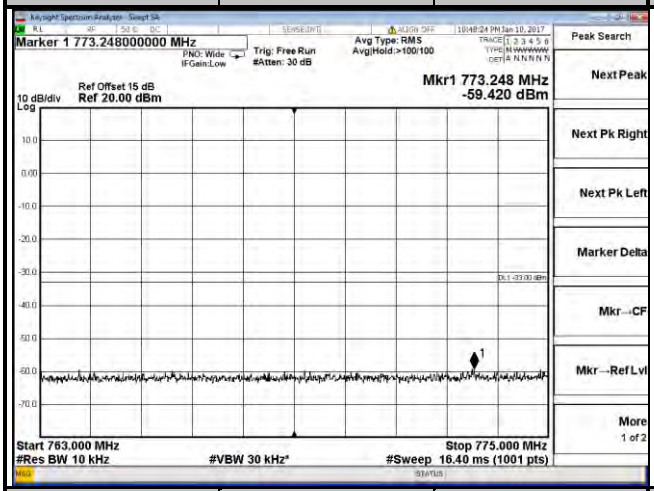			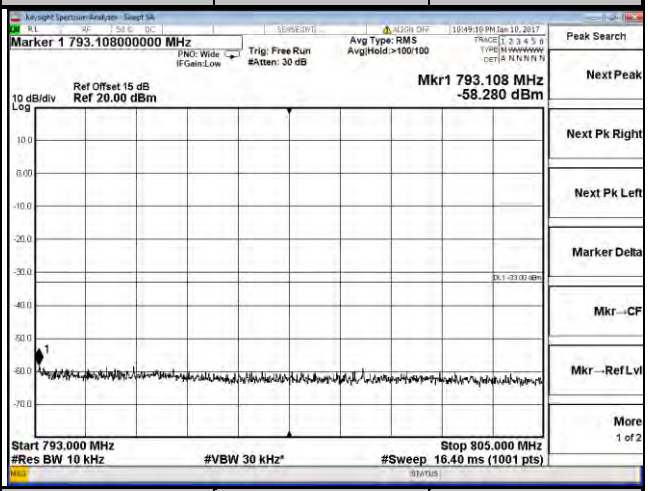		
Channel	23230	50 RB	Channel	23230	50 RB
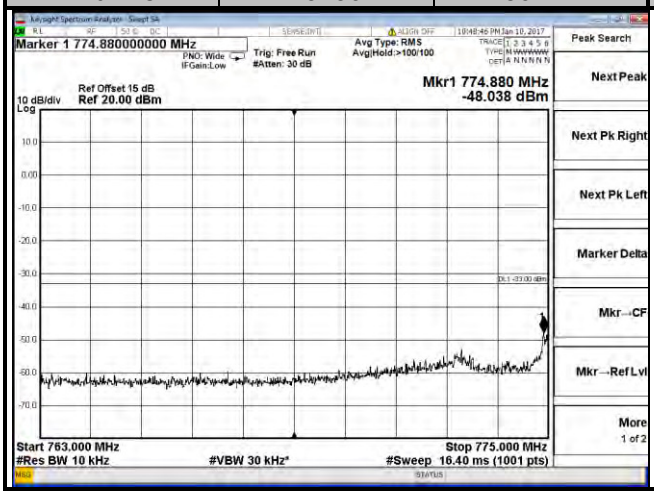			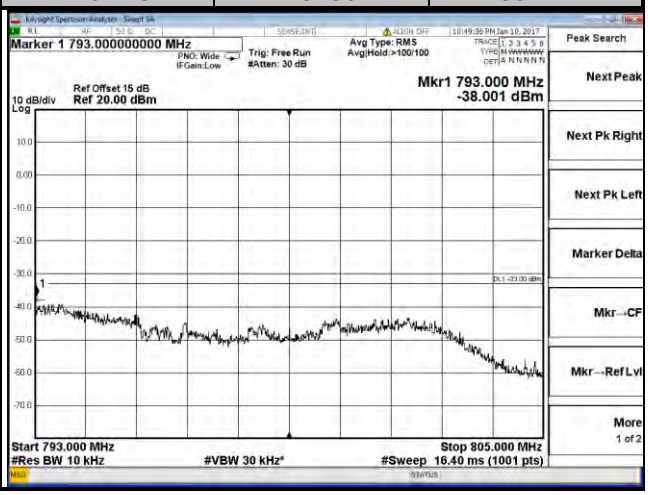		

For the 763 - 775 MHz and 793 - 805 MHz band ,the FCC limit is 65+10log(P[watt]) in a 6.25 kHz bandwidth . Since it was not possible to set the resolution bandwidth to 6.25 kHz with the available equipment , a bandwidth of 10 kHz was used instead to show compliance. By using a 10 kHz bandwidth on the spectrum analyzer.

10log(10kHz/6.25kHz) = 2.04 dB

Limit line = -35 dBm + 2.04 dB =-32.96 dBm

4.5 Peak to Average Ratio

4.5.1 Limits of Peak to Average Ratio Measurement

In measuring transmissions in this band using an average power technique, the peak to-average ratio (PAR) of the transmission may not exceed 13 dB.

4.5.2 Test Setup

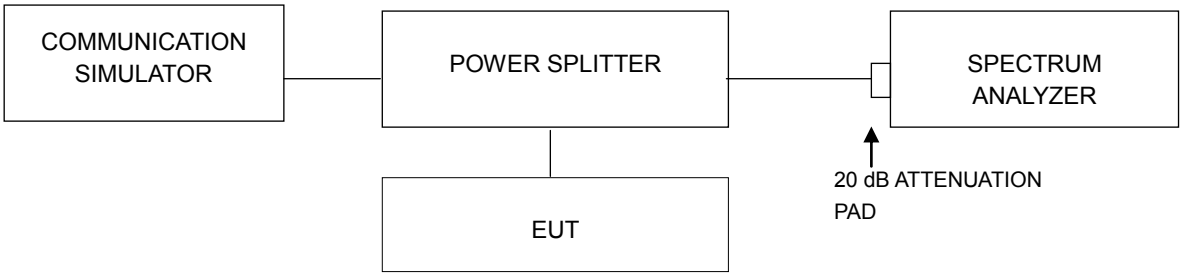

4.5.3 Test Procedures

1. Set resolution/measurement bandwidth ≥ signal's occupied bandwidth;
2. Set the number of counts to a value that stabilizes the measured CCDF curve;
3. Record the maximum PAPR level associated with a probability of 0.1 %.

4.5.4 Test Results

WCDMA		
Channel	**Frequency (MHz)**	**Peak to Average Ratio (dB)**
1312	1712.4	3.26
1413	1732.6	3.37
1513	1752.6	3.09

Spectrum Plot of Worst Value

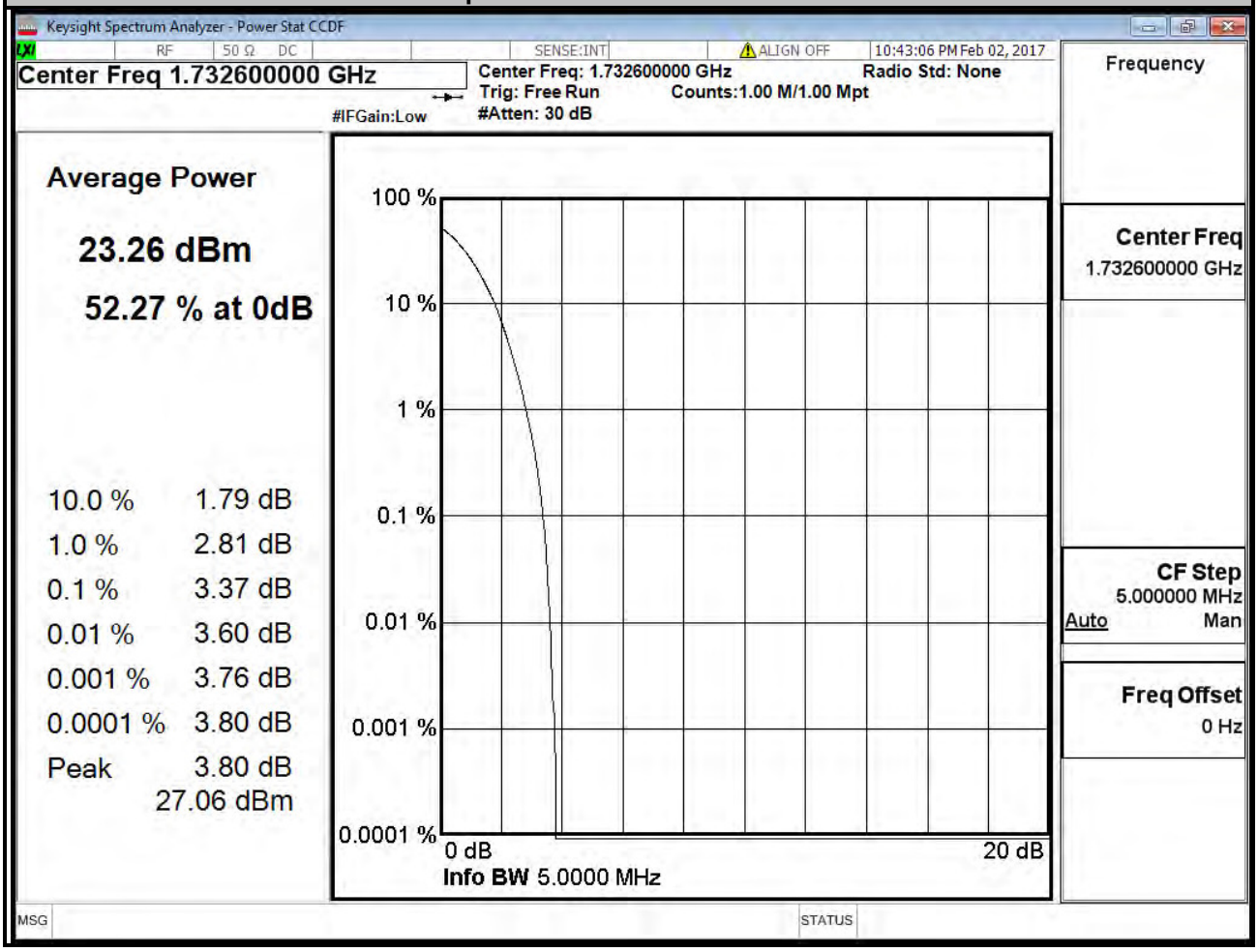

LTE Band 4							
Channel Bandwidth: 1.4 MHz				Channel Bandwidth: 3 MHz			
Channel	Frequency (MHz)	Peak to Average Ratio (dB)		Channel	Frequency (MHz)	Peak to Average Ratio (dB)	
		QPSK	16QAM			QPSK	16QAM
19957	1710.7	4.12	4.36	19965	1711.5	4.20	4.39
20175	1732.5	5.29	5.59	20175	1732.5	5.41	5.69
20393	1754.3	4.61	4.80	20385	1753.5	4.56	4.87

Spectrum Plot of Worst Value

1.4 MHz / QPSK

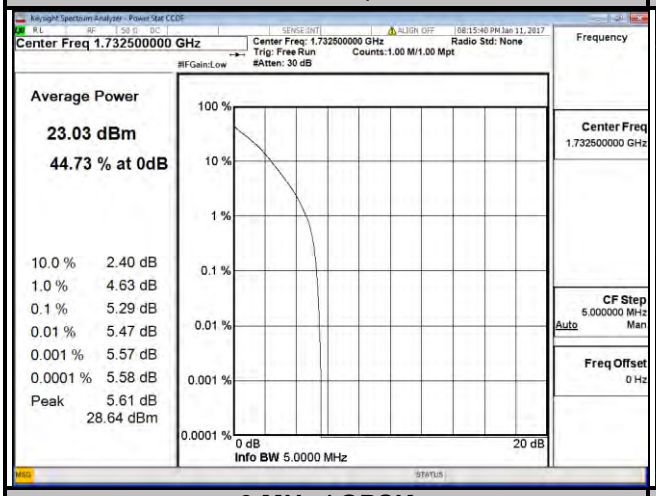

1.4 MHz / 16QAM

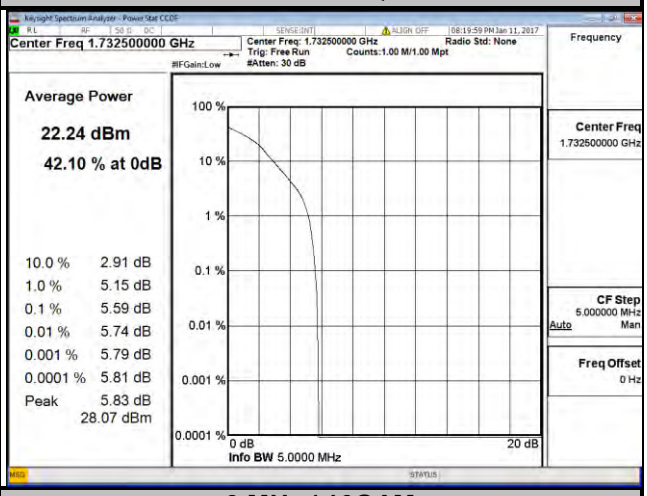

3 MHz / QPSK

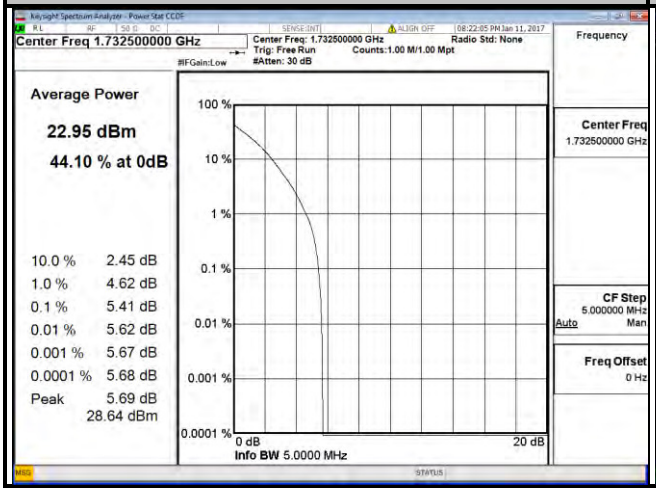

3 MHz / 16QAM

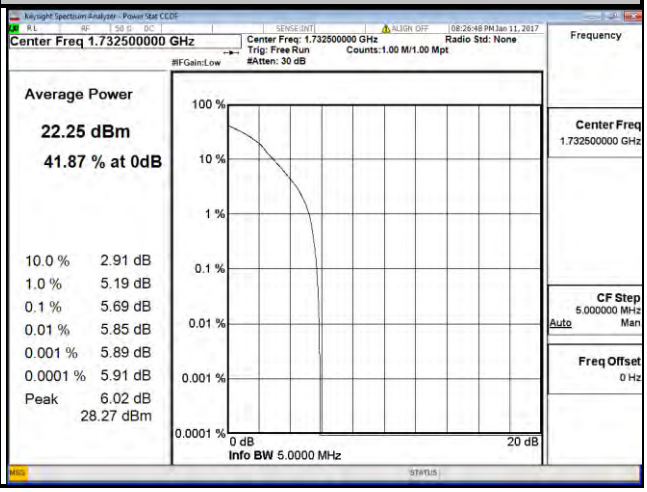

LTE Band 4							
Channel Bandwidth: 5 MHz				Channel Bandwidth: 10 MHz			
Channel	Frequency (MHz)	Peak to Average Ratio (dB)		Channel	Frequency (MHz)	Peak to Average Ratio (dB)	
		QPSK	16QAM			QPSK	16QAM
19975	1712.5	4.18	4.43	20000	1715.0	4.15	4.37
20175	1732.5	5.31	5.55	20175	1732.5	5.33	5.63
20375	1752.5	4.60	4.86	20350	1750.0	4.63	4.82

Spectrum Plot of Worst Value

5 MHz / QPSK

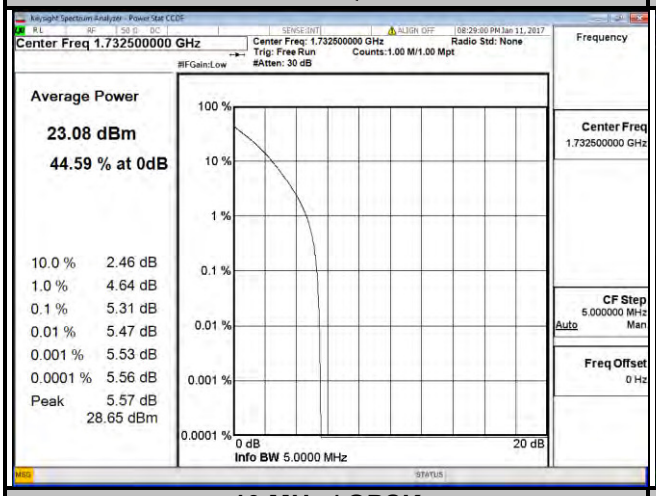

5 MHz / 16QAM

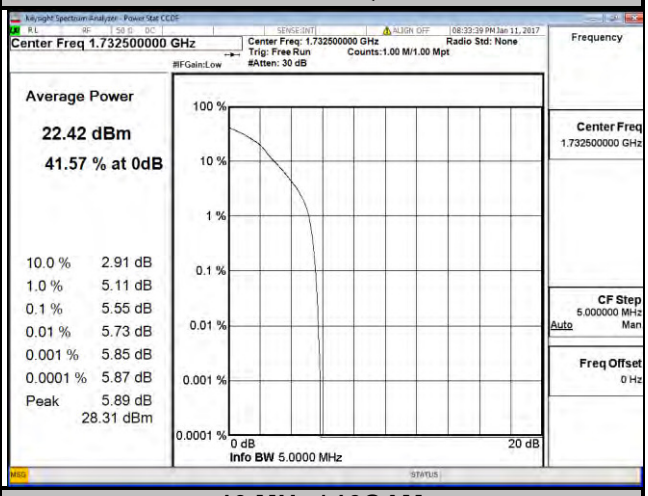

10 MHz / QPSK

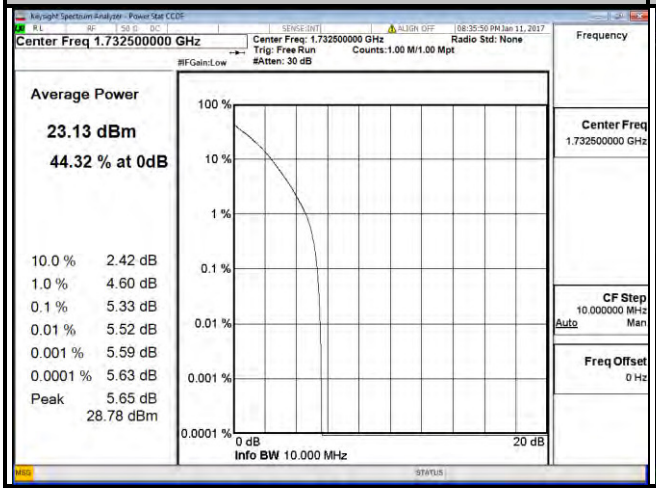

10 MHz / 16QAM

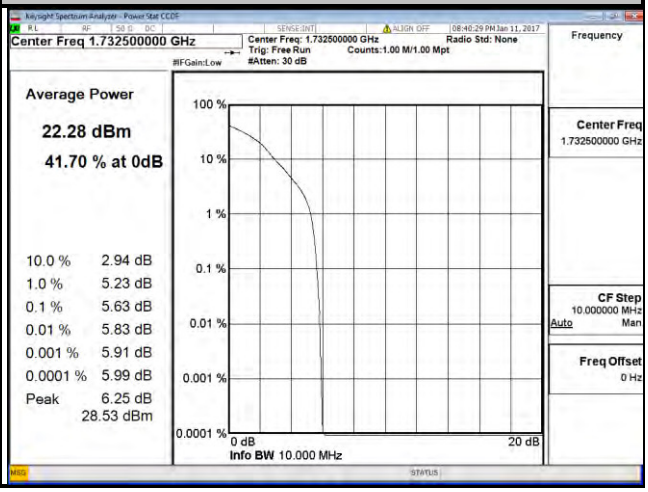

LTE Band 4							
Channel Bandwidth: 15 MHz				Channel Bandwidth: 20 MHz			
Channel	Frequency (MHz)	Peak to Average Ratio (dB)		Channel	Frequency (MHz)	Peak to Average Ratio (dB)	
		QPSK	16QAM			QPSK	16QAM
20025	1717.5	4.17	4.51	20050	1720.0	4.16	4.42
20175	1732.5	5.30	5.66	20175	1732.5	5.24	5.55
20325	1747.5	4.98	5.28	20300	1745.0	5.21	5.54

Spectrum Plot of Worst Value

15 MHz / QPSK

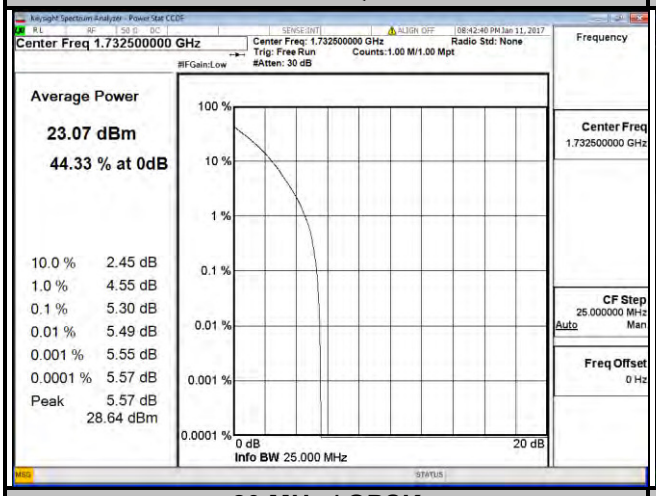

15 MHz / 16QAM

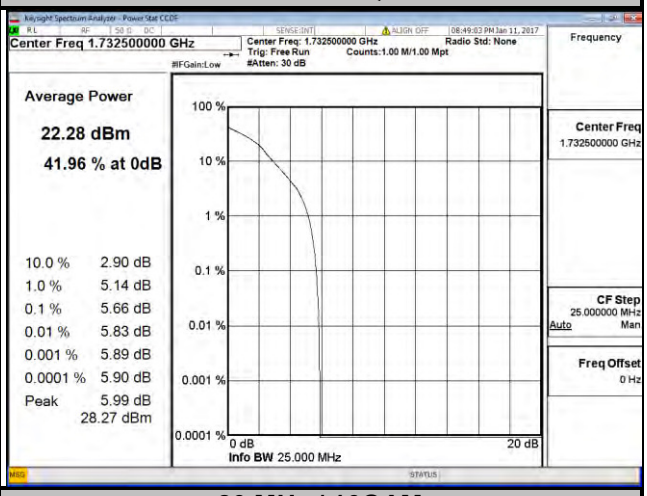

20 MHz / QPSK

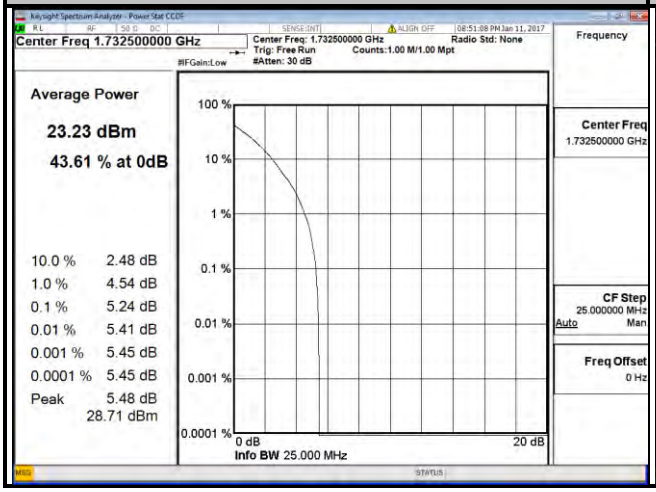

20 MHz / 16QAM

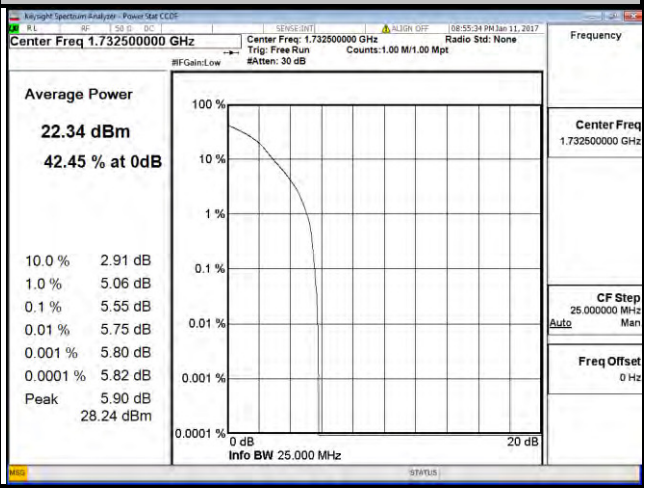

LTE Band 12							
Channel Bandwidth: 1.4 MHz				Channel Bandwidth: 3 MHz			
Channel	Frequency (MHz)	Peak to Average Ratio (dB)		Channel	Frequency (MHz)	Peak to Average Ratio (dB)	
		QPSK	16QAM			QPSK	16QAM
23017	699.7	4.76	5.11	23025	700.5	4.82	5.26
23095	707.5	5.04	5.91	23095	707.5	5.08	6.09
23173	715.3	5.16	5.79	23165	714.5	4.90	5.40

Spectrum Plot of Worst Value

1.4 MHz / QPSK

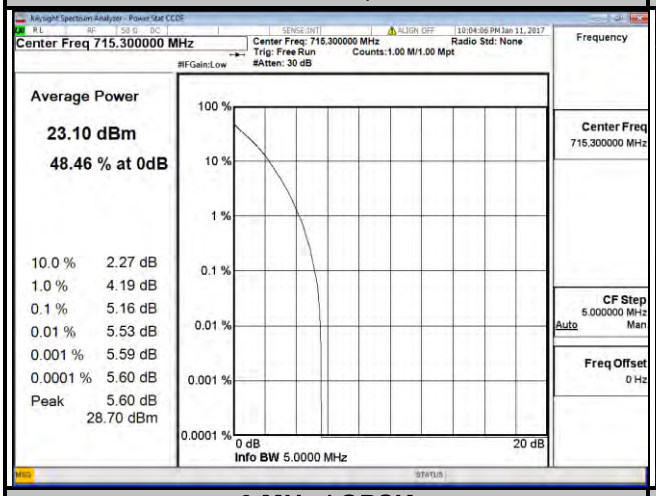

1.4 MHz / 16QAM

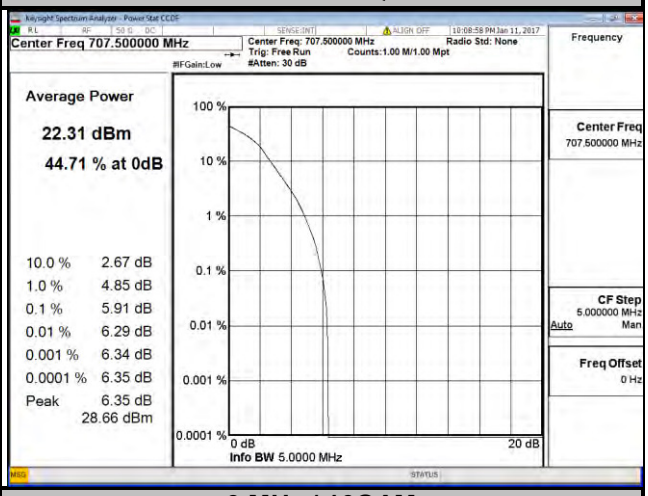

3 MHz / QPSK

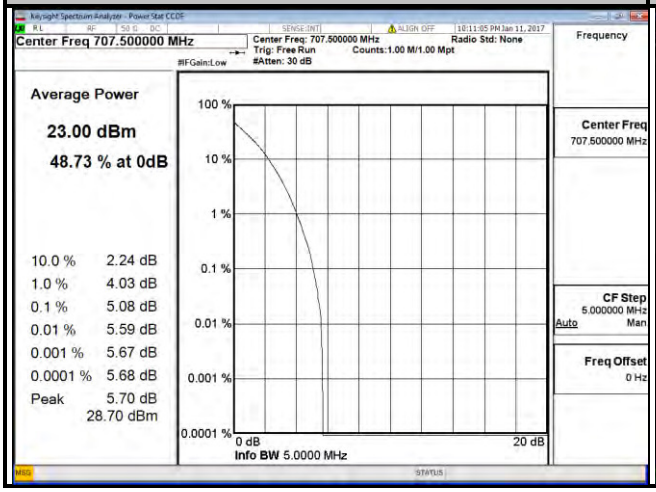

3 MHz / 16QAM

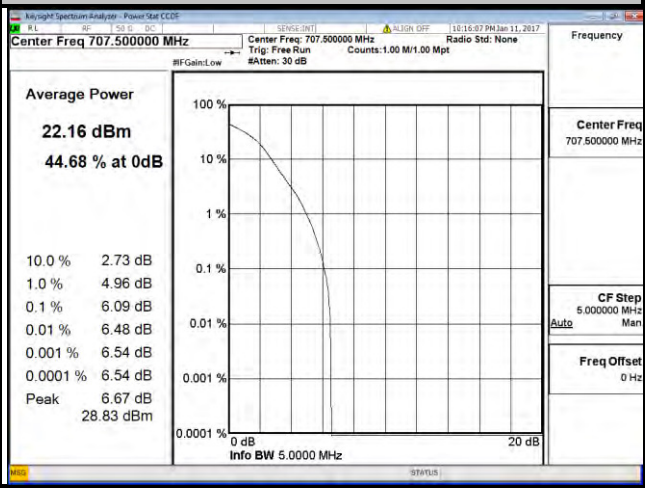

LTE Band 12							
Channel Bandwidth: 5 MHz				Channel Bandwidth: 10 MHz			
Channel	Frequency (MHz)	Peak to Average Ratio (dB)		Channel	Frequency (MHz)	Peak to Average Ratio (dB)	
		QPSK	16QAM			QPSK	16QAM
23035	701.5	4.74	5.10	23060	704.0	4.70	5.06
23095	707.5	4.97	5.88	23095	707.5	4.88	5.27
23155	713.5	4.91	5.63	23130	711.0	5.18	5.96

Spectrum Plot of Worst Value

5 MHz / QPSK

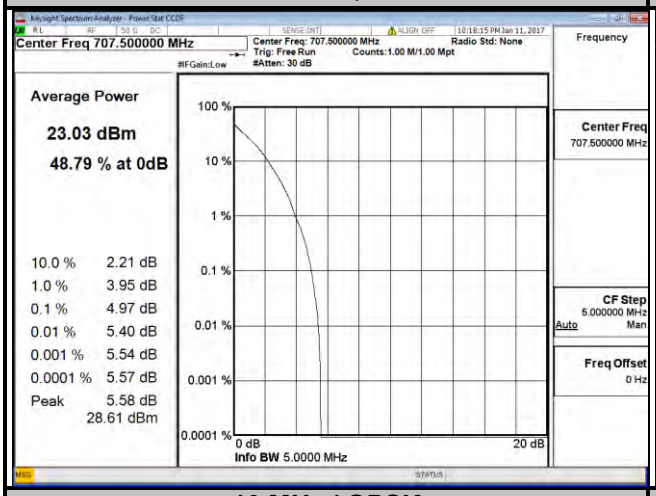

5 MHz / 16QAM

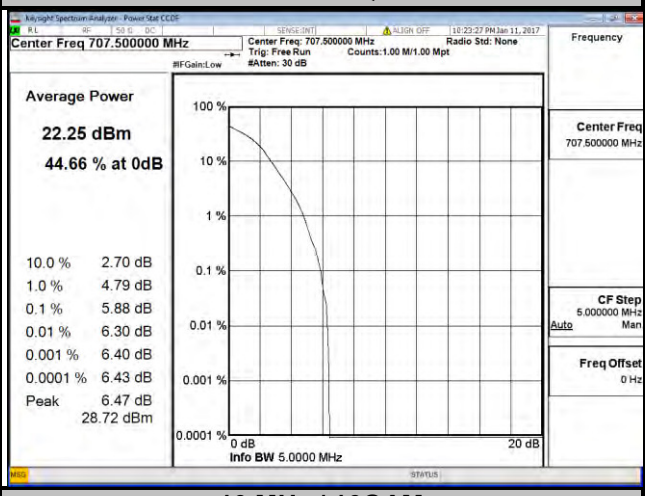

10 MHz / QPSK

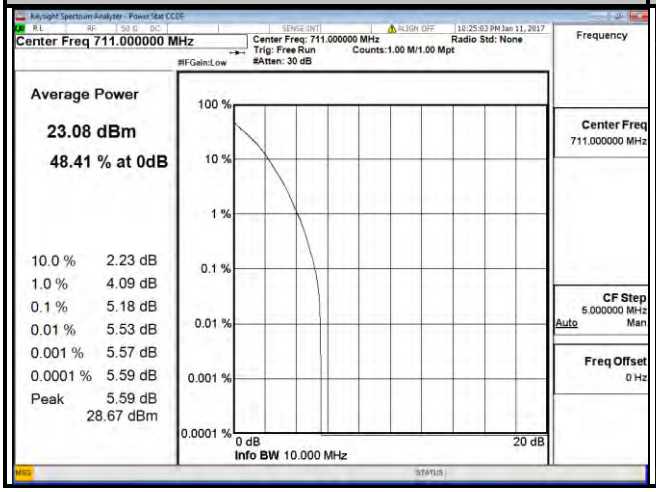

10 MHz / 16QAM

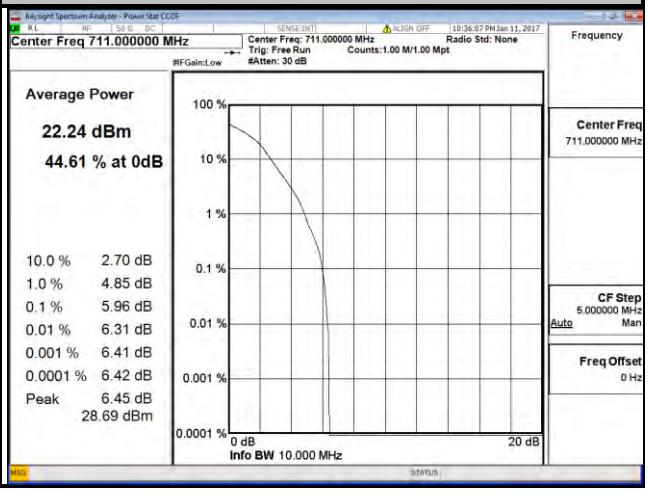

LTE Band 13							
Channel Bandwidth: 5 MHz				Channel Bandwidth: 10 MHz			
Channel	Frequency (MHz)	Peak to Average Ratio (dB)		Channel	Frequency (MHz)	Peak to Average Ratio (dB)	
		QPSK	16QAM			QPSK	16QAM
23205	779.5	4.43	4.38	23230	782.0	4.63	4.78
23230	782.0	5.62	5.83				
23255	784.5	5.58	5.62				

Spectrum Plot of Worst Value

5 MHz / QPSK

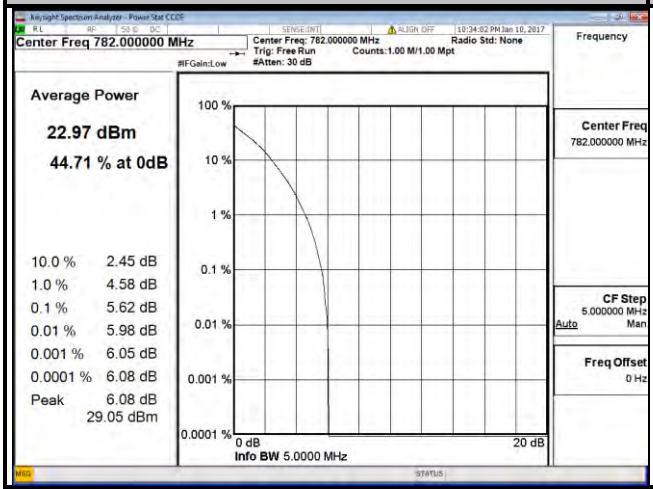

5 MHz / 16QAM

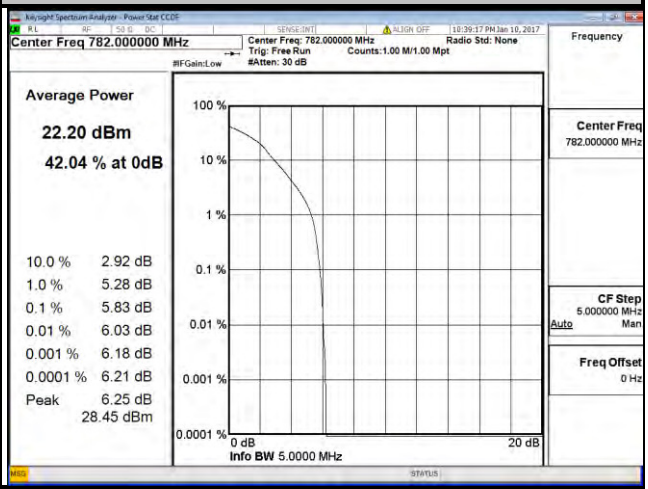

10 MHz / QPSK

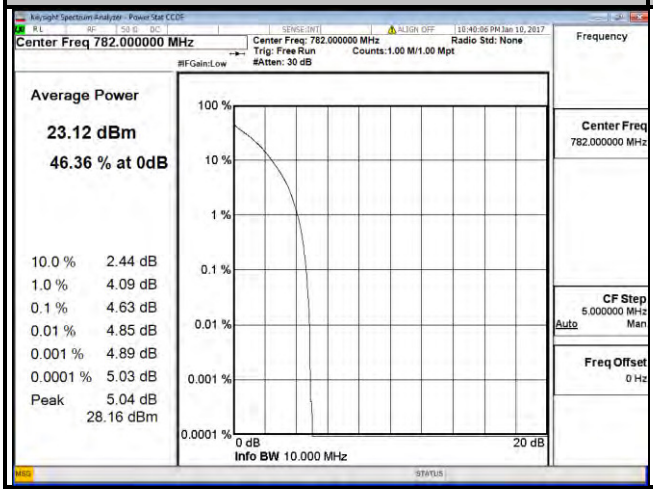

10 MHz / 16QAM

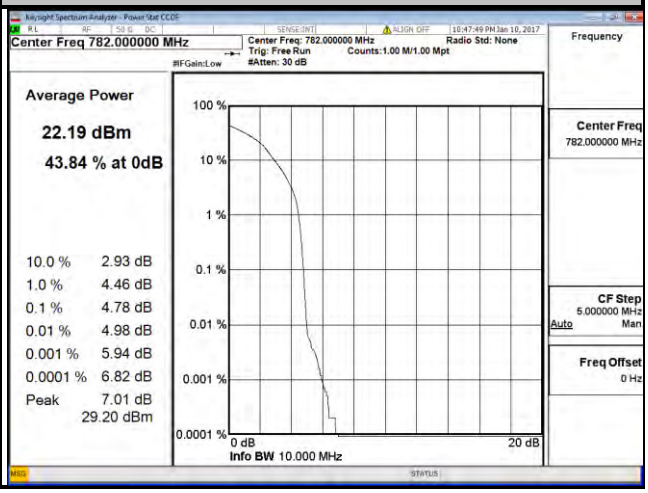

LTE Band 17							
Channel Bandwidth: 5 MHz				Channel Bandwidth: 10 MHz			
Channel	Frequency (MHz)	Peak to Average Ratio (dB)		Channel	Frequency (MHz)	Peak to Average Ratio (dB)	
		QPSK	16QAM			QPSK	16QAM
23755	706.5	4.95	5.61	23780	709.0	5.06	5.68
23790	710.0	4.96	5.95	23790	710.0	5.14	5.98
23825	713.5	4.95	5.67	23800	711.0	5.12	5.96

Spectrum Plot of Worst Value

5 MHz / QPSK

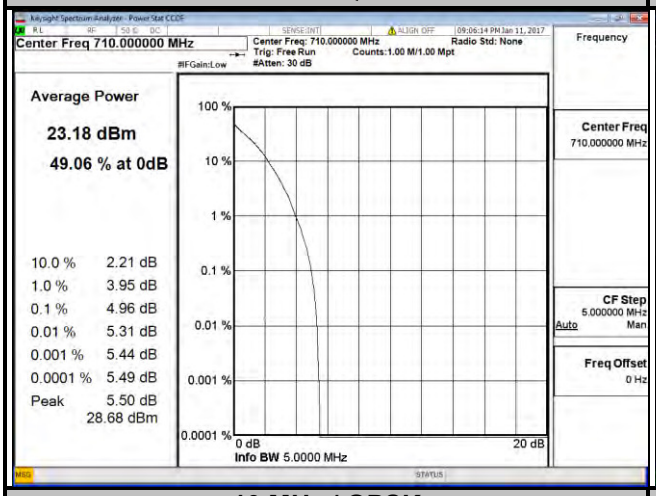

5 MHz / 16QAM

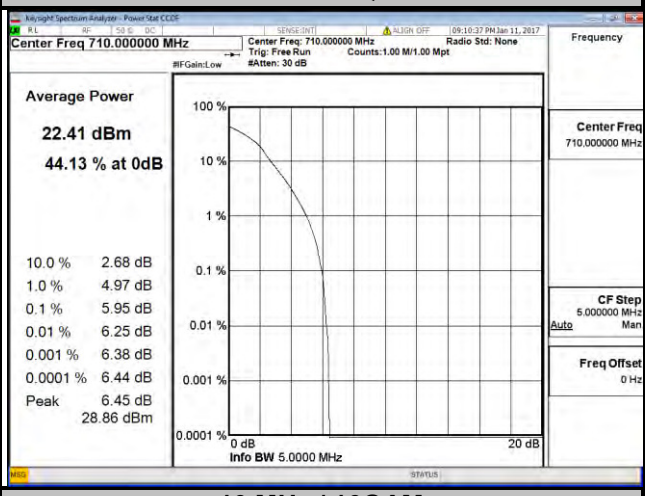

10 MHz / QPSK

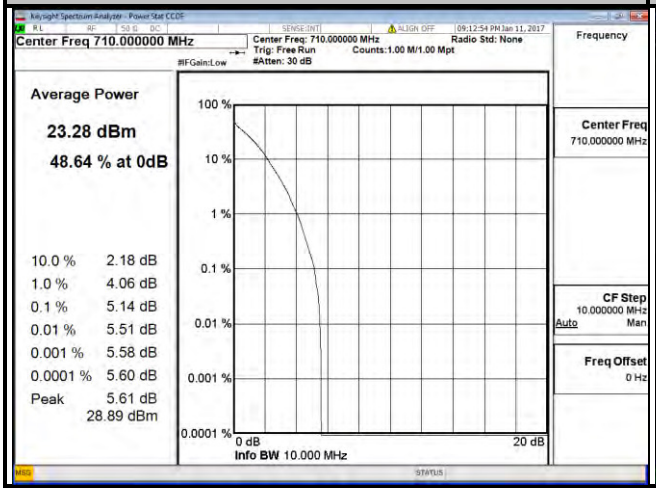

10 MHz / 16QAM

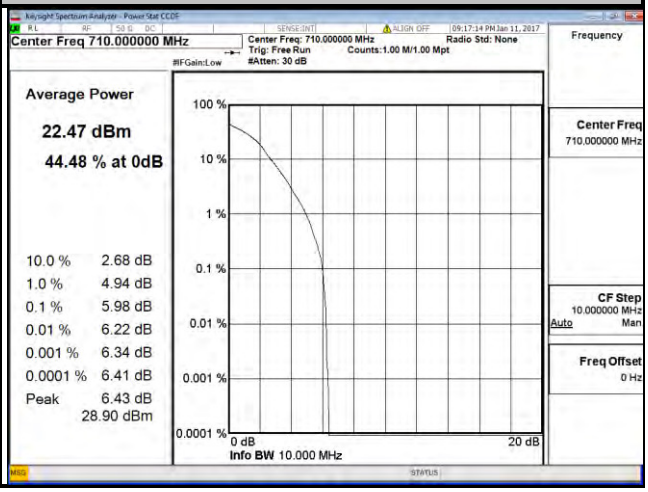

LTE Band 66							
Channel Bandwidth: 1.4 MHz				Channel Bandwidth: 3 MHz			
Channel	Frequency (MHz)	Peak to Average Ratio (dB)		Channel	Frequency (MHz)	Peak to Average Ratio (dB)	
		QPSK	16QAM			QPSK	16QAM
131979	1710.7	4.79	4.82	131987	1711.5	4.88	4.90
132322	1745	5.63	5.76	132322	1745	5.68	5.88
132665	1779.3	4.98	5.03	132657	1778.5	5.21	5.25

Spectrum Plot of Worst Value

1.4 MHz / QPSK

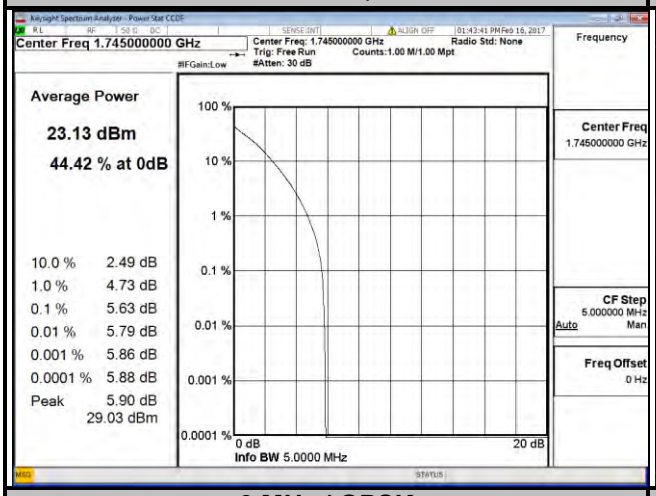

1.4 MHz / 16QAM

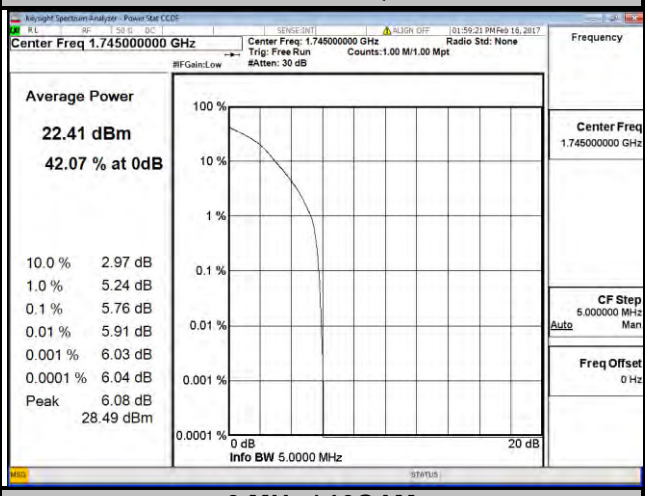

3 MHz / QPSK

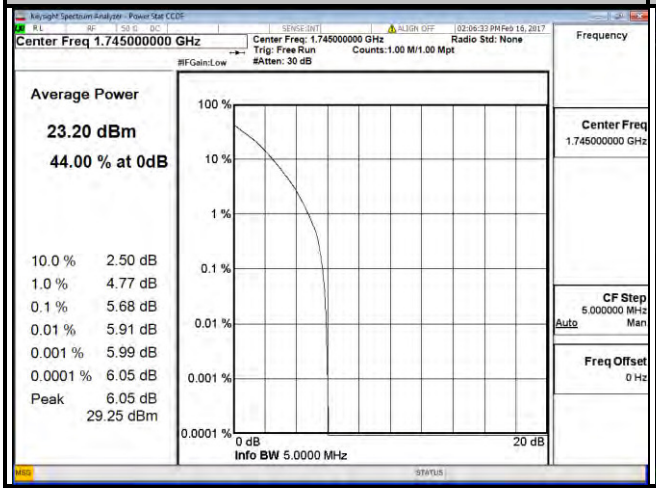

3 MHz / 16QAM

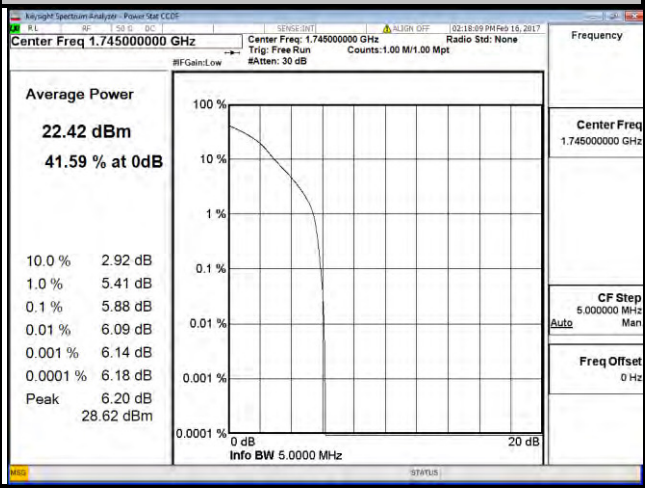

LTE Band 66							
Channel Bandwidth: 5 MHz				Channel Bandwidth: 10 MHz			
Channel	Frequency (MHz)	Peak to Average Ratio (dB)		Channel	Frequency (MHz)	Peak to Average Ratio (dB)	
		QPSK	16QAM			QPSK	16QAM
131997	1712.5	4.88	4.88	132022	1715	5.61	4.79
132322	1745	5.68	5.72	132322	1745	5.72	5.94
132647	1777.5	5.38	5.32	132622	1775	5.62	5.76

Spectrum Plot of Worst Value

5 MHz / QPSK

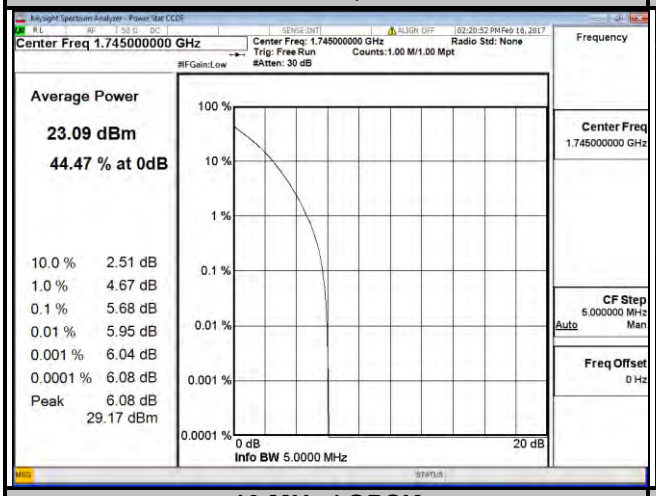

5 MHz / 16QAM

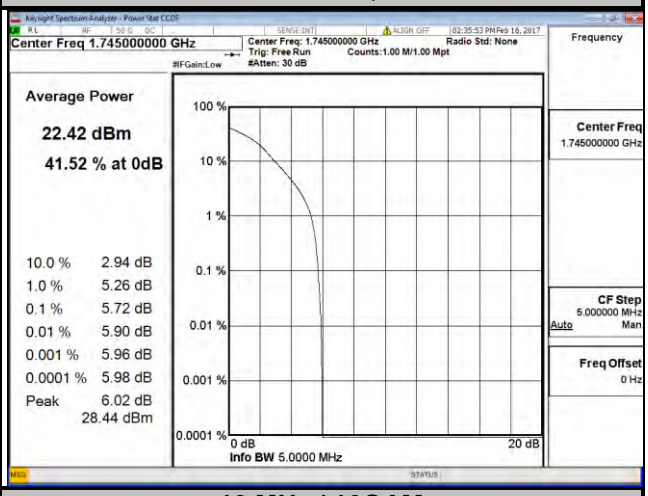

10 MHz / QPSK

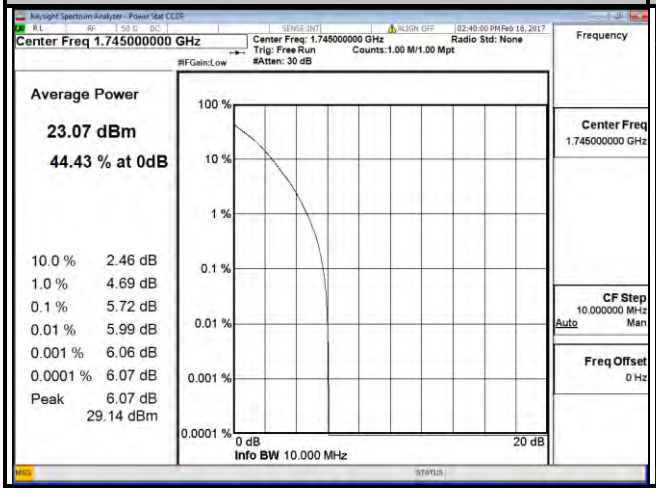

10 MHz / 16QAM

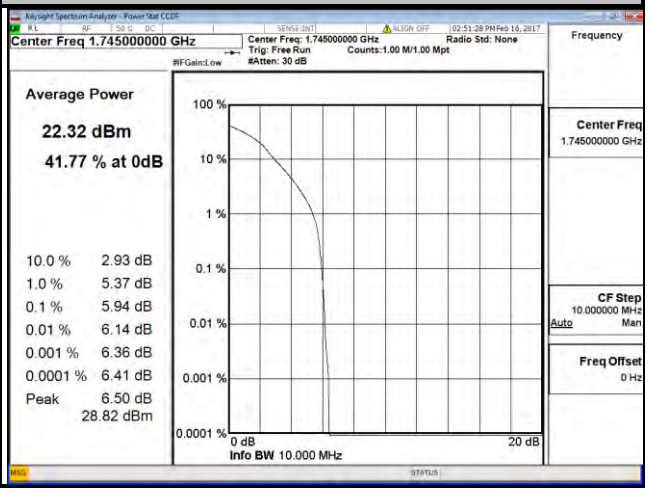

LTE Band 66							
Channel Bandwidth: 15 MHz				Channel Bandwidth: 20 MHz			
Channel	Frequency (MHz)	Peak to Average Ratio (dB)		Channel	Frequency (MHz)	Peak to Average Ratio (dB)	
		QPSK	16QAM			QPSK	16QAM
132047	1717.5	4.85	4.85	132072	1720	4.86	4.78
132322	1745	5.79	6.20	132322	1745	5.81	6.02
132597	1772.5	5.56	5.62	132572	1770	5.34	5.42

Spectrum Plot of Worst Value

15 MHz / QPSK

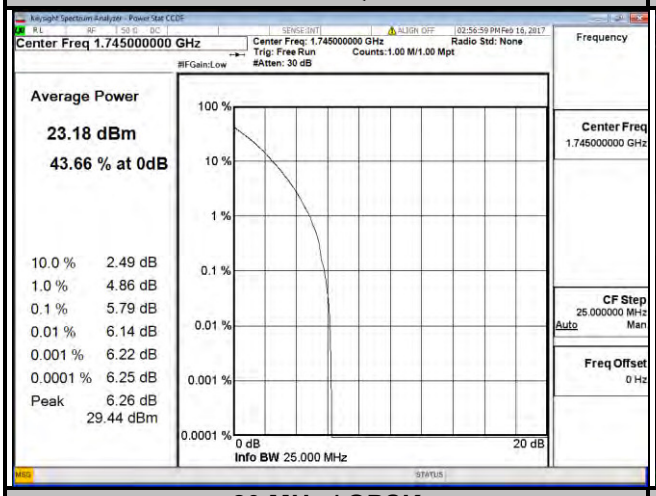

15 MHz / 16QAM

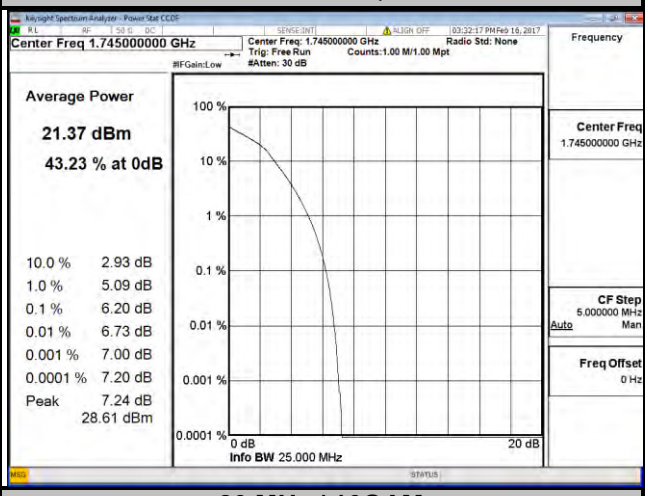

20 MHz / QPSK

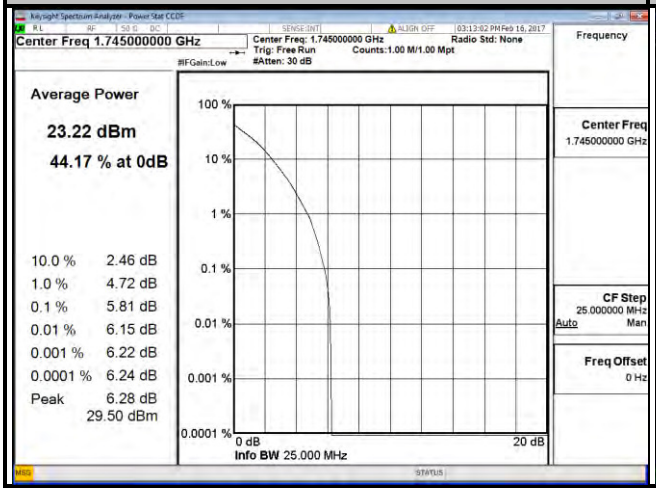
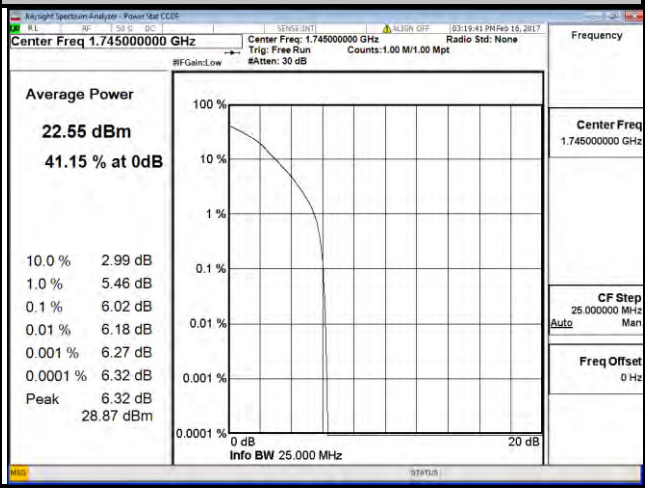
20 MHz / 16QAM