Calibration Laboratory of
Schmid & Partner
Engineering AG
Zeughausstrasse 43, 8004 Zurich, Switzerland

S Schweizerischer Kalibrierdienst
C Service suisse d'étalonnage
Servizio svizzero di taratura
S Swiss Calibration Service

Accredited by the Swiss Accreditation Service (SAS)
The Swiss Accreditation Service is one of the signatories to the EA Multilateral Agreement for the recognition of calibration certificates

Accreditation No.: SCS 0108

Client **Sporton - TW (Auden)**

Certificate No: DAE3-495_May16

CALIBRATION CERTIFICATE

Object	DAE3 - SD 000 D03 AD - SN: 495
Calibration procedure(s)	QA CAL-06.v29 Calibration procedure for the data acquisition electronics (DAE)
Calibration date:	May 27, 2016

This calibration certificate documents the traceability to national standards, which realize the physical units of measurements (SI).
The measurements and the uncertainties with confidence probability are given on the following pages and are part of the certificate.

All calibrations have been conducted in the closed laboratory facility: environment temperature (22 ± 3)°C and humidity < 70%.

Calibration Equipment used (M&TE critical for calibration)

Primary Standards	ID #	Cal Date (Certificate No.)	Scheduled Calibration
Keithley Multimeter Type 2001	SN: 0810278	09-Sep-15 (No:17153)	Sep-16
Secondary Standards	**ID #**	**Check Date (in house)**	**Scheduled Check**
Auto DAE Calibration Unit	SE UWS 053 AA 1001	05-Jan-16 (in house check)	In house check: Jan-17
Calibrator Box V2.1	SE UMS 006 AA 1002	05-Jan-16 (in house check)	In house check: Jan-17

	Name	Function	Signature
Calibrated by:	R.Mayoraz	Technician	
Approved by:	Fin Bomholt	Deputy Technical Manager	

Issued: May 27, 2016

This calibration certificate shall not be reproduced except in full without written approval of the laboratory.

Glossary

DAE	data acquisition electronics
Connector angle	information used in DASY system to align probe sensor X to the robot coordinate system.

Methods Applied and Interpretation of Parameters

- *DC Voltage Measurement:* Calibration Factor assessed for use in DASY system by comparison with a calibrated instrument traceable to national standards. The figure given corresponds to the full scale range of the voltmeter in the respective range.
- *Connector angle*: The angle of the connector is assessed measuring the angle mechanically by a tool inserted. Uncertainty is not required.
- The following parameters as documented in the Appendix contain technical information as a result from the performance test and require no uncertainty.
  - *DC Voltage Measurement Linearity:* Verification of the Linearity at +10% and -10% of the nominal calibration voltage. Influence of offset voltage is included in this measurement.
  - *Common mode sensitivity:* Influence of a positive or negative common mode voltage on the differential measurement.
  - *Channel separation:* Influence of a voltage on the neighbor channels not subject to an input voltage.
  - *AD Converter Values with inputs shorted:* Values on the internal AD converter corresponding to zero input voltage
  - *Input Offset Measurement*: Output voltage and statistical results over a large number of zero voltage measurements.
  - *Input Offset Current:* Typical value for information; Maximum channel input offset current, not considering the input resistance.
  - *Input resistance:* Typical value for information: DAE input resistance at the connector, during internal auto-zeroing and during measurement.
  - *Low Battery Alarm Voltage:* Typical value for information. Below this voltage, a battery alarm signal is generated.
  - *Power consumption:* Typical value for information. Supply currents in various operating modes.

DC Voltage Measurement

A/D - Converter Resolution nominal

High Range: 1LSB = 6.1μV , full range = -100...+300 mV

Low Range: 1LSB = 61nV , full range = -1.....+3mV

DASY measurement parameters: Auto Zero Time: 3 sec; Measuring time: 3 sec

Calibration Factors	X	Y	Z
High Range	404.392 ± 0.02% (k=2)	405.369 ± 0.02% (k=2)	405.725 ± 0.02% (k=2)
Low Range	3.95295 ± 1.50% (k=2)	3.99096 ± 1.50% (k=2)	3.96580 ± 1.50% (k=2)

Connector Angle

Connector Angle to be used in DASY system	78.0 ° ± 1 °

Appendix (Additional assessments outside the scope of SCS0108)

1. DC Voltage Linearity

High Range		Reading (µV)	Difference (µV)	Error (%)
Channel X	+ Input	199996.62	1.58	0.00
Channel X	+ Input	20000.74	-0.12	-0.00
Channel X	- Input	-19996.44	4.68	-0.02
Channel Y	+ Input	199995.94	1.53	0.00
Channel Y	+ Input	20002.54	1.56	0.01
Channel Y	- Input	-19999.75	1.29	-0.01
Channel Z	+ Input	199992.83	-1.82	-0.00
Channel Z	+ Input	20002.61	1.74	0.01
Channel Z	- Input	-19998.46	2.69	-0.01

Low Range		Reading (µV)	Difference (µV)	Error (%)
Channel X	+ Input	2001.48	0.75	0.04
Channel X	+ Input	201.55	0.46	0.23
Channel X	- Input	-198.32	0.30	-0.15
Channel Y	+ Input	2000.13	-0.57	-0.03
Channel Y	+ Input	200.91	-0.45	-0.22
Channel Y	- Input	-199.30	-0.77	0.39
Channel Z	+ Input	1999.63	-0.96	-0.05
Channel Z	+ Input	200.82	-0.44	-0.22
Channel Z	- Input	-199.88	-1.27	0.64

2. Common mode sensitivity

DASY measurement parameters: Auto Zero Time: 3 sec; Measuring time: 3 sec

	Common mode Input Voltage (mV)	High Range Average Reading (µV)	Low Range Average Reading (µV)
Channel X	200	3.18	2.27
	- 200	-2.19	-3.80
Channel Y	200	0.69	0.05
	- 200	-0.39	-0.92
Channel Z	200	2.28	2.22
	- 200	-4.44	-4.68

3. Channel separation

DASY measurement parameters: Auto Zero Time: 3 sec; Measuring time: 3 sec

	Input Voltage (mV)	Channel X (µV)	Channel Y (µV)	Channel Z (µV)
Channel X	200	-	-0.76	-2.16
Channel Y	200	7.44	-	-0.52
Channel Z	200	5.77	5.68	-

4. AD-Converter Values with inputs shorted

DASY measurement parameters: Auto Zero Time: 3 sec; Measuring time: 3 sec

	High Range (LSB)	Low Range (LSB)
Channel X	15817	17431
Channel Y	15765	17509
Channel Z	15903	17029

5. Input Offset Measurement

DASY measurement parameters: Auto Zero Time: 3 sec; Measuring time: 3 sec

Input 10MΩ

	Average (μV)	min. Offset (μV)	max. Offset (μV)	Std. Deviation (μV)
Channel X	-0.15	-1.92	1.72	0.56
Channel Y	0.33	-0.86	2.13	0.60
Channel Z	-1.62	-2.91	-0.07	0.62

6. Input Offset Current

Nominal Input circuitry offset current on all channels: <25fA

7. Input Resistance (Typical values for information)

	Zeroing (kOhm)	Measuring (MOhm)
Channel X	200	200
Channel Y	200	200
Channel Z	200	200

8. Low Battery Alarm Voltage (Typical values for information)

Typical values	Alarm Level (VDC)
Supply (+ Vcc)	+7.9
Supply (- Vcc)	-7.6

9. Power Consumption (Typical values for information)

Typical values	Switched off (mA)	Stand by (mA)	Transmitting (mA)
Supply (+ Vcc)	+0.01	+6	+14
Supply (- Vcc)	–0.01	-8	-9

Calibration Laboratory of
Schmid & Partner
Engineering AG
Zeughausstrasse 43, 8004 Zurich, Switzerland

S Schweizerischer Kalibrierdienst
C Service suisse d'étalonnage
Servizio svizzero di taratura
S Swiss Calibration Service

Accredited by the Swiss Accreditation Service (SAS)
The Swiss Accreditation Service is one of the signatories to the EA Multilateral Agreement for the recognition of calibration certificates

Accreditation No.: SCS 0108

Client **Sporton-TW (Auden)**

Certificate No: DAE4-1399_Nov15

CALIBRATION CERTIFICATE

Object	DAE4 - SD 000 D04 BM - SN: 1399
Calibration procedure(s)	QA CAL-06.v29 Calibration procedure for the data acquisition electronics (DAE)
Calibration date:	November 23, 2015

This calibration certificate documents the traceability to national standards, which realize the physical units of measurements (SI).
The measurements and the uncertainties with confidence probability are given on the following pages and are part of the certificate.

All calibrations have been conducted in the closed laboratory facility: environment temperature (22 ± 3)°C and humidity < 70%.

Calibration Equipment used (M&TE critical for calibration)

Primary Standards	ID #	Cal Date (Certificate No.)	Scheduled Calibration
Keithley Multimeter Type 2001	SN: 0810278	09-Sep-15 (No:17153)	Sep-16
Secondary Standards	**ID #**	**Check Date (in house)**	**Scheduled Check**
Auto DAE Calibration Unit	SE UWS 053 AA 1001	06-Jan-15 (in house check)	In house check: Jan-16
Calibrator Box V2.1	SE UMS 006 AA 1002	06-Jan-15 (in house check)	In house check: Jan-16

	Name	Function	Signature
Calibrated by:	Dominique Steffen	Techniclan	
Approved by:	Fin Bomholt	Deputy Technical Manager	

Issued: November 23, 2015

This calibration certificate shall not be reproduced except in full without written approval of the laboratory.

Glossary

DAE	data acquisition electronics
Connector angle	information used in DASY system to align probe sensor X to the robot coordinate system.

Methods Applied and Interpretation of Parameters

- *DC Voltage Measurement:* Calibration Factor assessed for use in DASY system by comparison with a calibrated instrument traceable to national standards. The figure given corresponds to the full scale range of the voltmeter in the respective range.
- *Connector angle*: The angle of the connector is assessed measuring the angle mechanically by a tool inserted. Uncertainty is not required.
- The following parameters as documented in the Appendix contain technical information as a result from the performance test and require no uncertainty.
  - *DC Voltage Measurement Linearity:* Verification of the Linearity at +10% and -10% of the nominal calibration voltage. Influence of offset voltage is included in this measurement.
  - *Common mode sensitivity:* Influence of a positive or negative common mode voltage on the differential measurement.
  - *Channel separation:* Influence of a voltage on the neighbor channels not subject to an input voltage.
  - *AD Converter Values with inputs shorted:* Values on the internal AD converter corresponding to zero input voltage
  - *Input Offset Measurement*: Output voltage and statistical results over a large number of zero voltage measurements.
  - *Input Offset Current:* Typical value for information; Maximum channel input offset current, not considering the input resistance.
  - *Input resistance:* Typical value for information: DAE input resistance at the connector, during internal auto-zeroing and during measurement.
  - *Low Battery Alarm Voltage:* Typical value for information. Below this voltage, a battery alarm signal is generated.
  - *Power consumption:* Typical value for information. Supply currents in various operating modes.

DC Voltage Measurement

A/D - Converter Resolution nominal

High Range:	1LSB =	6.1μV ,	full range =	-100...+300 mV
Low Range:	1LSB =	61nV ,	full range =	-1.....+3mV

DASY measurement parameters: Auto Zero Time: 3 sec; Measuring time: 3 sec

Calibration Factors	X	Y	Z
High Range	403.569 ± 0.02% (k=2)	403.830 ± 0.02% (k=2)	403.686 ± 0.02% (k=2)
Low Range	3.98186 ± 1.50% (k=2)	3.99005 ± 1.50% (k=2)	3.98036 ± 1.50% (k=2)

Connector Angle

Connector Angle to be used in DASY system	303.0 ° ± 1 °

Appendix (Additional assessments outside the scope of SCS0108)

1. DC Voltage Linearity

High Range		Reading (µV)	Difference (µV)	Error (%)
Channel X	+ Input	200034.20	-1.95	-0.00
Channel X	+ Input	20004.24	-0.55	-0.00
Channel X	- Input	-20004.68	0.95	-0.00
Channel Y	+ Input	200034.75	-2.81	-0.00
Channel Y	+ Input	20002.71	-1.97	-0.01
Channel Y	- Input	-20006.72	-0.91	0.00
Channel Z	+ Input	200034.35	-2.72	-0.00
Channel Z	+ Input	20002.74	-1.91	-0.01
Channel Z	- Input	-20007.13	-1.44	0.01

Low Range		Reading (µV)	Difference (µV)	Error (%)
Channel X	+ Input	2000.90	-0.02	-0.00
Channel X	+ Input	201.19	0.32	0.16
Channel X	- Input	-198.77	0.20	-0.10
Channel Y	+ Input	2000.69	-0.23	-0.01
Channel Y	+ Input	200.19	-0.57	-0.29
Channel Y	- Input	-199.64	-0.59	0.29
Channel Z	+ Input	2000.76	-0.09	-0.00
Channel Z	+ Input	199.54	-1.29	-0.64
Channel Z	- Input	-200.88	-1.78	0.90

2. Common mode sensitivity

DASY measurement parameters: Auto Zero Time: 3 sec; Measuring time: 3 sec

	Common mode Input Voltage (mV)	High Range Average Reading (µV)	Low Range Average Reading (µV)
Channel X	200	-5.42	-6.82
	- 200	8.31	6.25
Channel Y	200	-5.59	-5.99
	- 200	4.78	4.49
Channel Z	200	-7.36	-7.21
	- 200	4.34	4.37

3. Channel separation

DASY measurement parameters: Auto Zero Time: 3 sec; Measuring time: 3 sec

	Input Voltage (mV)	Channel X (µV)	Channel Y (µV)	Channel Z (µV)
Channel X	200	-	5.03	-1.50
Channel Y	200	9.40	-	5.92
Channel Z	200	8.43	7.65	-

4. AD-Converter Values with inputs shorted

DASY measurement parameters: Auto Zero Time: 3 sec; Measuring time: 3 sec

	High Range (LSB)	Low Range (LSB)
Channel X	15830	16396
Channel Y	16113	15933
Channel Z	15887	15858

5. Input Offset Measurement

DASY measurement parameters: Auto Zero Time: 3 sec; Measuring time: 3 sec

Input 10MΩ

	Average (μV)	min. Offset (μV)	max. Offset (μV)	Std. Deviation (μV)
Channel X	0.38	-0.36	1.37	0.35
Channel Y	0.35	-0.44	1.17	0.34
Channel Z	-2.61	-3.42	-1.45	0.39

6. Input Offset Current

Nominal Input circuitry offset current on all channels: <25fA

7. Input Resistance (Typical values for information)

	Zeroing (kOhm)	Measuring (MOhm)
Channel X	200	200
Channel Y	200	200
Channel Z	200	200

8. Low Battery Alarm Voltage (Typical values for information)

Typical values	Alarm Level (VDC)
Supply (+ Vcc)	+7.9
Supply (- Vcc)	-7.6

9. Power Consumption (Typical values for information)

Typical values	Switched off (mA)	Stand by (mA)	Transmitting (mA)
Supply (+ Vcc)	+0.01	+6	+14
Supply (- Vcc)	–0.01	-8	-9

Calibration Laboratory of
Schmid & Partner
Engineering AG
Zeughausstrasse 43, 8004 Zurich, Switzerland

S Schweizerischer Kalibrierdienst
C Service suisse d'étalonnage
Servizio svizzero di taratura
S Swiss Calibration Service

Accredited by the Swiss Accreditation Service (SAS)
The Swiss Accreditation Service is one of the signatories to the EA Multilateral Agreement for the recognition of calibration certificates

Accreditation No.: SCS 0108

Client **Auden**

Certificate No: DAE4-679_Jun16

CALIBRATION CERTIFICATE

Object	DAE4 - SD 000 D04 BM - SN: 679
Calibration procedure(s)	QA CAL-06.v29 Calibration procedure for the data acquisition electronics (DAE)
Calibration date:	June 13, 2016

This calibration certificate documents the traceability to national standards, which realize the physical units of measurements (SI).
The measurements and the uncertainties with confidence probability are given on the following pages and are part of the certificate.

All calibrations have been conducted in the closed laboratory facility: environment temperature (22 ± 3)°C and humidity < 70%.

Calibration Equipment used (M&TE critical for calibration)

Primary Standards	ID #	Cal Date (Certificate No.)	Scheduled Calibration
Keithley Multimeter Type 2001	SN: 0810278	09-Sep-15 (No:17153)	Sep-16
Secondary Standards	**ID #**	**Check Date (in house)**	**Scheduled Check**
Auto DAE Calibration Unit	SE UWS 053 AA 1001	05-Jan-16 (in house check)	In house check: Jan-17
Calibrator Box V2.1	SE UMS 006 AA 1002	05-Jan-16 (in house check)	In house check: Jan-17

	Name	Function	Signature
Calibrated by:	Dominique Steffen	Technician	
Approved by:	Fin Bomholt	Deputy Technical Manager	i.V.

Issued: June 13, 2016

This calibration certificate shall not be reproduced except in full without written approval of the laboratory.

Glossary

DAE	data acquisition electronics
Connector angle	information used in DASY system to align probe sensor X to the robot coordinate system.

Methods Applied and Interpretation of Parameters

- *DC Voltage Measurement:* Calibration Factor assessed for use in DASY system by comparison with a calibrated instrument traceable to national standards. The figure given corresponds to the full scale range of the voltmeter in the respective range.
- *Connector angle*: The angle of the connector is assessed measuring the angle mechanically by a tool inserted. Uncertainty is not required.
- The following parameters as documented in the Appendix contain technical information as a result from the performance test and require no uncertainty.
  - *DC Voltage Measurement Linearity:* Verification of the Linearity at +10% and -10% of the nominal calibration voltage. Influence of offset voltage is included in this measurement.
  - *Common mode sensitivity:* Influence of a positive or negative common mode voltage on the differential measurement.
  - *Channel separation:* Influence of a voltage on the neighbor channels not subject to an input voltage.
  - *AD Converter Values with inputs shorted:* Values on the internal AD converter corresponding to zero input voltage
  - *Input Offset Measurement*: Output voltage and statistical results over a large number of zero voltage measurements.
  - *Input Offset Current:* Typical value for information; Maximum channel input offset current, not considering the input resistance.
  - *Input resistance:* Typical value for information: DAE input resistance at the connector, during internal auto-zeroing and during measurement.
  - *Low Battery Alarm Voltage:* Typical value for information. Below this voltage, a battery alarm signal is generated.
  - *Power consumption:* Typical value for information. Supply currents in various operating modes.

DC Voltage Measurement

A/D - Converter Resolution nominal

High Range:	1LSB =	6.1μV ,	full range =	-100...+300 mV
Low Range:	1LSB =	61nV ,	full range =	-1.....+3mV

DASY measurement parameters: Auto Zero Time: 3 sec; Measuring time: 3 sec

Calibration Factors	X	Y	Z
High Range	404.367 ± 0.02% (k=2)	404.846 ± 0.02% (k=2)	404.897 ± 0.02% (k=2)
Low Range	3.96978 ± 1.50% (k=2)	3.95628 ± 1.50% (k=2)	3.96167 ± 1.50% (k=2)

Connector Angle

Connector Angle to be used in DASY system	292.5 ° ± 1 °

Appendix (Additional assessments outside the scope of SCS0108)

1. DC Voltage Linearity

High Range		Reading (µV)	Difference (µV)	Error (%)
Channel X	+ Input	199999.89	4.32	0.00
Channel X	+ Input	20004.79	3.20	0.02
Channel X	- Input	-19997.83	2.62	-0.01
Channel Y	+ Input	200000.30	4.81	0.00
Channel Y	+ Input	20003.39	1.96	0.01
Channel Y	- Input	-20000.30	0.23	-0.00
Channel Z	+ Input	199996.45	0.91	0.00
Channel Z	+ Input	20000.13	-1.30	-0.01
Channel Z	- Input	-20001.47	-0.67	0.00

Low Range		Reading (µV)	Difference (µV)	Error (%)
Channel X	+ Input	2002.81	1.49	0.07
Channel X	+ Input	202.44	0.57	0.28
Channel X	- Input	-197.34	0.73	-0.37
Channel Y	+ Input	2002.06	0.73	0.04
Channel Y	+ Input	202.62	0.90	0.45
Channel Y	- Input	-198.41	-0.31	0.16
Channel Z	+ Input	2000.75	-0.45	-0.02
Channel Z	+ Input	201.64	-0.04	-0.02
Channel Z	- Input	-199.13	-0.90	0.46

2. Common mode sensitivity

DASY measurement parameters: Auto Zero Time: 3 sec; Measuring time: 3 sec

	Common mode Input Voltage (mV)	High Range Average Reading (µV)	Low Range Average Reading (µV)
Channel X	200	4.69	3.62
	- 200	-1.22	-2.72
Channel Y	200	5.25	5.14
	- 200	-4.96	-5.39
Channel Z	200	-3.80	-4.43
	- 200	1.97	1.58

3. Channel separation

DASY measurement parameters: Auto Zero Time: 3 sec; Measuring time: 3 sec

	Input Voltage (mV)	Channel X (µV)	Channel Y (µV)	Channel Z (µV)
Channel X	200	-	-0.39	-2.04
Channel Y	200	7.70	-	-0.17
Channel Z	200	7.19	5.46	-

4. AD-Converter Values with inputs shorted

DASY measurement parameters: Auto Zero Time: 3 sec; Measuring time: 3 sec

	High Range (LSB)	Low Range (LSB)
Channel X	16168	16943
Channel Y	15459	17452
Channel Z	16058	16102

5. Input Offset Measurement

DASY measurement parameters: Auto Zero Time: 3 sec; Measuring time: 3 sec
Input 10MΩ

	Average (µV)	min. Offset (µV)	max. Offset (µV)	Std. Deviation (µV)
Channel X	0.09	-1.13	2.10	0.48
Channel Y	-0.14	-1.97	1.85	0.74
Channel Z	-0.95	-2.03	0.11	0.49

6. Input Offset Current

Nominal Input circuitry offset current on all channels: <25fA

7. Input Resistance (Typical values for information)

	Zeroing (kOhm)	Measuring (MOhm)
Channel X	200	200
Channel Y	200	200
Channel Z	200	200

8. Low Battery Alarm Voltage (Typical values for information)

Typical values	Alarm Level (VDC)
Supply (+ Vcc)	+7.9
Supply (- Vcc)	-7.6

9. Power Consumption (Typical values for information)

Typical values	Switched off (mA)	Stand by (mA)	Transmitting (mA)
Supply (+ Vcc)	+0.01	+6	+14
Supply (- Vcc)	–0.01	-8	-9

Calibration Laboratory of
Schmid & Partner
Engineering AG
Zeughausstrasse 43, 8004 Zurich, Switzerland

S Schweizerischer Kalibrierdienst
C Service suisse d'étalonnage
Servizio svizzero di taratura
S Swiss Calibration Service

Accredited by the Swiss Accreditation Service (SAS)
The Swiss Accreditation Service is one of the signatories to the EA Multilateral Agreement for the recognition of calibration certificates

Accreditation No.: SCS 0108

Client **Sporton - TW (Auden)**

Certificate No: DAE3-577_Sep16

CALIBRATION CERTIFICATE

Object	DAE3 - SD 000 D03 AA - SN: 577
Calibration procedure(s)	QA CAL-06.v29 Calibration procedure for the data acquisition electronics (DAE)
Calibration date:	September 28, 2016

This calibration certificate documents the traceability to national standards, which realize the physical units of measurements (SI).
The measurements and the uncertainties with confidence probability are given on the following pages and are part of the certificate.

All calibrations have been conducted in the closed laboratory facility: environment temperature (22 ± 3)°C and humidity < 70%.

Calibration Equipment used (M&TE critical for calibration)

Primary Standards	ID #	Cal Date (Certificate No.)	Scheduled Calibration
Keithley Multimeter Type 2001	SN: 0810278	09-Sep-16 (No:19065)	Sep-17
Secondary Standards	**ID #**	**Check Date (in house)**	**Scheduled Check**
Auto DAE Calibration Unit	SE UWS 053 AA 1001	05-Jan-16 (in house check)	In house check: Jan-17
Calibrator Box V2.1	SE UMS 006 AA 1002	05-Jan-16 (in house check)	In house check: Jan-17

	Name	Function	Signature
Calibrated by:	Eric Hainfeld	Technician	
Approved by:	Fin Bomholt	Deputy Technical Manager	i.V.

Issued: September 28, 2016

This calibration certificate shall not be reproduced except in full without written approval of the laboratory.

Glossary

DAE	data acquisition electronics
Connector angle	information used in DASY system to align probe sensor X to the robot coordinate system.

Methods Applied and Interpretation of Parameters

- *DC Voltage Measurement:* Calibration Factor assessed for use in DASY system by comparison with a calibrated instrument traceable to national standards. The figure given corresponds to the full scale range of the voltmeter in the respective range.
- *Connector angle*: The angle of the connector is assessed measuring the angle mechanically by a tool inserted. Uncertainty is not required.
- The following parameters as documented in the Appendix contain technical information as a result from the performance test and require no uncertainty.
  - *DC Voltage Measurement Linearity:* Verification of the Linearity at +10% and -10% of the nominal calibration voltage. Influence of offset voltage is included in this measurement.
  - *Common mode sensitivity:* Influence of a positive or negative common mode voltage on the differential measurement.
  - *Channel separation:* Influence of a voltage on the neighbor channels not subject to an input voltage.
  - *AD Converter Values with inputs shorted:* Values on the internal AD converter corresponding to zero input voltage
  - *Input Offset Measurement*: Output voltage and statistical results over a large number of zero voltage measurements.
  - *Input Offset Current:* Typical value for information; Maximum channel input offset current, not considering the input resistance.
  - *Input resistance:* Typical value for information: DAE input resistance at the connector, during internal auto-zeroing and during measurement.
  - *Low Battery Alarm Voltage:* Typical value for information. Below this voltage, a battery alarm signal is generated.
  - *Power consumption:* Typical value for information. Supply currents in various operating modes.

DC Voltage Measurement

A/D - Converter Resolution nominal

High Range:	1LSB =	6.1μV ,	full range =	-100...+300 mV
Low Range:	1LSB =	61nV ,	full range =	-1.....+3mV

DASY measurement parameters: Auto Zero Time: 3 sec; Measuring time: 3 sec

Calibration Factors	X	Y	Z
High Range	403.533 ± 0.02% (k=2)	403.512 ± 0.02% (k=2)	403.819 ± 0.02% (k=2)
Low Range	3.92648 ± 1.50% (k=2)	3.94206 ± 1.50% (k=2)	3.96074 ± 1.50% (k=2)

Connector Angle

Connector Angle to be used in DASY system	190.0 ° ± 1 °

Appendix (Additional assessments outside the scope of SCS0108)

1. DC Voltage Linearity

High Range		Reading (µV)	Difference (µV)	Error (%)
Channel X	+ Input	200038.14	2.56	0.00
Channel X	+ Input	20010.51	5.45	0.03
Channel X	- Input	-20002.01	3.17	-0.02
Channel Y	+ Input	200032.33	-3.18	-0.00
Channel Y	+ Input	20006.38	1.35	0.01
Channel Y	- Input	-20004.73	0.65	-0.00
Channel Z	+ Input	200031.49	-4.11	-0.00
Channel Z	+ Input	20005.92	0.98	0.00
Channel Z	- Input	-20007.03	-1.64	0.01

Low Range		Reading (µV)	Difference (µV)	Error (%)
Channel X	+ Input	2001.00	-0.10	-0.01
Channel X	+ Input	201.47	0.40	0.20
Channel X	- Input	-198.57	0.28	-0.14
Channel Y	+ Input	2001.38	0.31	0.02
Channel Y	+ Input	200.40	-0.54	-0.27
Channel Y	- Input	-199.63	-0.73	0.37
Channel Z	+ Input	2000.35	-0.56	-0.03
Channel Z	+ Input	199.97	-0.93	-0.46
Channel Z	- Input	-200.50	-1.56	0.79

2. Common mode sensitivity

DASY measurement parameters: Auto Zero Time: 3 sec; Measuring time: 3 sec

	Common mode Input Voltage (mV)	High Range Average Reading (µV)	Low Range Average Reading (µV)
Channel X	200	-2.76	-4.30
	- 200	6.04	3.73
Channel Y	200	-14.29	-14.35
	- 200	12.74	12.77
Channel Z	200	3.10	2.81
	- 200	-5.90	-5.65

3. Channel separation

DASY measurement parameters: Auto Zero Time: 3 sec; Measuring time: 3 sec

	Input Voltage (mV)	Channel X (µV)	Channel Y (µV)	Channel Z (µV)
Channel X	200	-	-1.07	-3.44
Channel Y	200	8.43	-	0.12
Channel Z	200	5.44	4.83	-

4. AD-Converter Values with inputs shorted

DASY measurement parameters: Auto Zero Time: 3 sec; Measuring time: 3 sec

	High Range (LSB)	Low Range (LSB)
Channel X	16132	16062
Channel Y	16099	16321
Channel Z	16116	15372

5. Input Offset Measurement

DASY measurement parameters: Auto Zero Time: 3 sec; Measuring time: 3 sec
Input 10MΩ

	Average (μV)	min. Offset (μV)	max. Offset (μV)	Std. Deviation (μV)
Channel X	0.37	-1.07	1.49	0.43
Channel Y	1.21	-0.41	3.21	0.59
Channel Z	-1.38	-2.63	-0.30	0.45

6. Input Offset Current

Nominal Input circuitry offset current on all channels: <25fA

7. Input Resistance (Typical values for information)

	Zeroing (kOhm)	Measuring (MOhm)
Channel X	200	200
Channel Y	200	200
Channel Z	200	200

8. Low Battery Alarm Voltage (Typical values for information)

Typical values	Alarm Level (VDC)
Supply (+ Vcc)	+7.9
Supply (- Vcc)	-7.6

9. Power Consumption (Typical values for information)

Typical values	Switched off (mA)	Stand by (mA)	Transmitting (mA)
Supply (+ Vcc)	+0.01	+6	+14
Supply (- Vcc)	–0.01	-8	-9

Calibration Laboratory of
Schmid & Partner
Engineering AG
Zeughausstrasse 43, 8004 Zurich, Switzerland

S Schweizerischer Kalibrierdienst
C Service suisse d'étalonnage
S Servizio svizzero di taratura
Swiss Calibration Service

Accredited by the Swiss Accreditation Service (SAS)
The Swiss Accreditation Service is one of the signatories to the EA Multilateral Agreement for the recognition of calibration certificates

Accreditation No.: SCS 0108

Client Sporton-TW (Auden)

Certificate No: EX3-3925_May16

CALIBRATION CERTIFICATE

Object	EX3DV4 - SN:3925
Calibration procedure(s)	QA CAL-01.v9, QA CAL-14.v4, QA CAL-23.v5, QA CAL-25.v6 Calibration procedure for dosimetric E-field probes
Calibration date:	May 26, 2016

This calibration certificate documents the traceability to national standards, which realize the physical units of measurements (SI).
The measurements and the uncertainties with confidence probability are given on the following pages and are part of the certificate.

All calibrations have been conducted in the closed laboratory facility: environment temperature (22 ± 3)°C and humidity < 70%.

Calibration Equipment used (M&TE critical for calibration)

Primary Standards	ID	Cal Date (Certificate No.)	Scheduled Calibration
Power meter NRP	SN: 104778	06-Apr-16 (No. 217-02288/02289)	Apr-17
Power sensor NRP-Z91	SN: 103244	06-Apr-16 (No. 217-02288)	Apr-17
Power sensor NRP-Z91	SN: 103245	06-Apr-16 (No. 217-02289)	Apr-17
Reference 20 dB Attenuator	SN: S5277 (20x)	05-Apr-16 (No. 217-02293)	Apr-17
Reference Probe ES3DV2	SN: 3013	31-Dec-15 (No. ES3-3013_Dec15)	Dec-16
DAE4	SN: 660	23-Dec-15 (No. DAE4-660_Dec15)	Dec-16
Secondary Standards	ID	Check Date (in house)	Scheduled Check
Power meter E4419B	SN: GB41293874	06-Apr-16 (No. 217-02285/02284)	In house check: Jun-16
Power sensor E4412A	SN: MY41498087	06-Apr-16 (No. 217-02285)	In house check: Jun-16
Power sensor E4412A	SN: 000110210	06-Apr-16 (No. 217-02284)	In house check: Jun-16
RF generator HP 8648C	SN: US3642U01700	04-Aug-99 (in house check Apr-13)	In house check: Jun-16
Network Analyzer HP 8753E	SN: US37390585	18-Oct-01 (in house check Oct-15)	In house check: Oct-16

	Name	Function	Signature
Calibrated by:	Leif Klysner	Laboratory Technician	
Approved by:	Katja Pokovic	Technical Manager	

Issued: May 31, 2016

This calibration certificate shall not be reproduced except in full without written approval of the laboratory.

Glossary:

TSL	tissue simulating liquid
NORMx,y,z	sensitivity in free space
ConvF	sensitivity in TSL / NORMx,y,z
DCP	diode compression point
CF	crest factor (1/duty_cycle) of the RF signal
A, B, C, D	modulation dependent linearization parameters
Polarization φ	φ rotation around probe axis
Polarization ϑ	ϑ rotation around an axis that is in the plane normal to probe axis (at measurement center), i.e., ϑ = 0 is normal to probe axis
Connector Angle	information used in DASY system to align probe sensor X to the robot coordinate system

Calibration is Performed According to the Following Standards:

a) IEEE Std 1528-2013, "IEEE Recommended Practice for Determining the Peak Spatial-Averaged Specific Absorption Rate (SAR) in the Human Head from Wireless Communications Devices: Measurement Techniques", June 2013
b) IEC 62209-1, "Procedure to measure the Specific Absorption Rate (SAR) for hand-held devices used in close proximity to the ear (frequency range of 300 MHz to 3 GHz)", February 2005
c) IEC 62209-2, "Procedure to determine the Specific Absorption Rate (SAR) for wireless communication devices used in close proximity to the human body (frequency range of 30 MHz to 6 GHz)", March 2010
d) KDB 865664, "SAR Measurement Requirements for 100 MHz to 6 GHz"

Methods Applied and Interpretation of Parameters:

- *NORMx,y,z:* Assessed for E-field polarization ϑ = 0 (f ≤ 900 MHz in TEM-cell; f > 1800 MHz: R22 waveguide). NORMx,y,z are only intermediate values, i.e., the uncertainties of NORMx,y,z does not affect the E^2-field uncertainty inside TSL (see below *ConvF*).
- *NORM(f)x,y,z = NORMx,y,z * frequency_response* (see Frequency Response Chart). This linearization is implemented in DASY4 software versions later than 4.2. The uncertainty of the frequency response is included in the stated uncertainty of *ConvF*.
- *DCPx,y,z:* DCP are numerical linearization parameters assessed based on the data of power sweep with CW signal (no uncertainty required). DCP does not depend on frequency nor media.
- *PAR:* PAR is the Peak to Average Ratio that is not calibrated but determined based on the signal characteristics
- *Ax,y,z; Bx,y,z; Cx,y,z; Dx,y,z; VRx,y,z: A, B, C, D* are numerical linearization parameters assessed based on the data of power sweep for specific modulation signal. The parameters do not depend on frequency nor media. *VR* is the maximum calibration range expressed in RMS voltage across the diode.
- *ConvF and Boundary Effect Parameters:* Assessed in flat phantom using E-field (or Temperature Transfer Standard for f ≤ 800 MHz) and inside waveguide using analytical field distributions based on power measurements for f > 800 MHz. The same setups are used for assessment of the parameters applied for boundary compensation (alpha, depth) of which typical uncertainty values are given. These parameters are used in DASY4 software to improve probe accuracy close to the boundary. The sensitivity in TSL corresponds to *NORMx,y,z * ConvF* whereby the uncertainty corresponds to that given for *ConvF*. A frequency dependent *ConvF* is used in DASY version 4.4 and higher which allows extending the validity from ± 50 MHz to ± 100 MHz.
- *Spherical isotropy (3D deviation from isotropy)*: in a field of low gradients realized using a flat phantom exposed by a patch antenna.
- *Sensor Offset*: The sensor offset corresponds to the offset of virtual measurement center from the probe tip (on probe axis). No tolerance required.
- *Connector Angle*: The angle is assessed using the information gained by determining the *NORMx* (no uncertainty required).

Probe EX3DV4

SN:3925

Manufactured: March 8, 2013
Calibrated: May 26, 2016

Calibrated for DASY/EASY Systems
(Note: non-compatible with DASY2 system!)

DASY/EASY - Parameters of Probe: EX3DV4 - SN:3925

Basic Calibration Parameters

	Sensor X	Sensor Y	Sensor Z	Unc (k=2)
Norm ($\mu V/(V/m)^2$)[A]	0.59	0.52	0.50	± 10.1 %
DCP (mV)[B]	96.5	97.9	98.9	

Modulation Calibration Parameters

UID	Communication System Name		A dB	B dB√μV	C	D dB	VR mV	Unc[E] (k=2)
0	CW	X	0.0	0.0	1.0	0.00	152.6	±2.7 %
		Y	0.0	0.0	1.0		143.7	
		Z	0.0	0.0	1.0		138.9	

The reported uncertainty of measurement is stated as the standard uncertainty of measurement multiplied by the coverage factor k=2, which for a normal distribution corresponds to a coverage probability of approximately 95%.

[A] The uncertainties of Norm X,Y,Z do not affect the E^2-field uncertainty inside TSL (see Pages 5 and 6).
[B] Numerical linearization parameter: uncertainty not required.
[E] Uncertainty is determined using the max. deviation from linear response applying rectangular distribution and is expressed for the square of the field value.

DASY/EASY - Parameters of Probe: EX3DV4 - SN:3925

Calibration Parameter Determined in Head Tissue Simulating Media

f (MHz) [C]	Relative Permittivity [F]	Conductivity (S/m) [F]	ConvF X	ConvF Y	ConvF Z	Alpha [G]	Depth [G] (mm)	Unc (k=2)
750	41.9	0.89	10.37	10.37	10.37	0.48	0.80	± 12.0 %
835	41.5	0.90	9.92	9.92	9.92	0.47	0.81	± 12.0 %
900	41.5	0.97	9.72	9.72	9.72	0.41	0.80	± 12.0 %
1750	40.1	1.37	8.57	8.57	8.57	0.29	0.80	± 12.0 %
1900	40.0	1.40	8.30	8.30	8.30	0.30	0.80	± 12.0 %
2000	40.0	1.40	8.26	8.26	8.26	0.30	0.80	± 12.0 %
2450	39.2	1.80	7.47	7.47	7.47	0.35	0.80	± 12.0 %
2600	39.0	1.96	7.28	7.28	7.28	0.36	0.86	± 12.0 %
3500	37.9	2.91	7.14	7.14	7.14	0.29	1.30	± 13.1 %
5200	36.0	4.66	5.31	5.31	5.31	0.35	1.80	± 13.1 %
5300	35.9	4.76	5.15	5.15	5.15	0.35	1.80	± 13.1 %
5500	35.6	4.96	4.66	4.66	4.66	0.45	1.80	± 13.1 %
5600	35.5	5.07	4.47	4.47	4.47	0.50	1.80	± 13.1 %
5800	35.3	5.27	4.51	4.51	4.51	0.50	1.80	± 13.1 %

[C] Frequency validity above 300 MHz of ± 100 MHz only applies for DASY v4.4 and higher (see Page 2), else it is restricted to ± 50 MHz. The uncertainty is the RSS of the ConvF uncertainty at calibration frequency and the uncertainty for the indicated frequency band. Frequency validity below 300 MHz is ± 10, 25, 40, 50 and 70 MHz for ConvF assessments at 30, 64, 128, 150 and 220 MHz respectively. Above 5 GHz frequency validity can be extended to ± 110 MHz.

[F] At frequencies below 3 GHz, the validity of tissue parameters (ε and σ) can be relaxed to ± 10% if liquid compensation formula is applied to measured SAR values. At frequencies above 3 GHz, the validity of tissue parameters (ε and σ) is restricted to ± 5%. The uncertainty is the RSS of the ConvF uncertainty for indicated target tissue parameters.

[G] Alpha/Depth are determined during calibration. SPEAG warrants that the remaining deviation due to the boundary effect after compensation is always less than ± 1% for frequencies below 3 GHz and below ± 2% for frequencies between 3-6 GHz at any distance larger than half the probe tip diameter from the boundary.

DASY/EASY - Parameters of Probe: EX3DV4 - SN:3925

Calibration Parameter Determined in Body Tissue Simulating Media

f (MHz) [C]	Relative Permittivity [F]	Conductivity (S/m) [F]	ConvF X	ConvF Y	ConvF Z	Alpha [G]	Depth [G] (mm)	Unc (k=2)
750	55.5	0.96	10.18	10.18	10.18	0.49	0.80	± 12.0 %
835	55.2	0.97	9.91	9.91	9.91	0.44	0.88	± 12.0 %
900	55.0	1.05	9.96	9.96	9.96	0.47	0.80	± 12.0 %
1750	53.4	1.49	8.30	8.30	8.30	0.34	0.80	± 12.0 %
1900	53.3	1.52	8.00	8.00	8.00	0.38	0.80	± 12.0 %
2000	53.3	1.52	8.18	8.18	8.18	0.37	0.80	± 12.0 %
2450	52.7	1.95	7.64	7.64	7.64	0.36	0.80	± 12.0 %
2600	52.5	2.16	7.38	7.38	7.38	0.26	0.80	± 12.0 %
3500	51.3	3.31	6.73	6.73	6.73	0.29	1.30	± 13.1 %
5200	49.0	5.30	4.39	4.39	4.39	0.50	1.90	± 13.1 %
5300	48.9	5.42	4.22	4.22	4.22	0.50	1.90	± 13.1 %
5500	48.6	5.65	4.02	4.02	4.02	0.55	1.90	± 13.1 %
5600	48.5	5.77	3.85	3.85	3.85	0.60	1.90	± 13.1 %
5800	48.2	6.00	3.85	3.85	3.85	0.60	1.90	± 13.1 %

[C] Frequency validity above 300 MHz of ± 100 MHz only applies for DASY v4.4 and higher (see Page 2), else it is restricted to ± 50 MHz. The uncertainty is the RSS of the ConvF uncertainty at calibration frequency and the uncertainty for the indicated frequency band. Frequency validity below 300 MHz is ± 10, 25, 40, 50 and 70 MHz for ConvF assessments at 30, 64, 128, 150 and 220 MHz respectively. Above 5 GHz frequency validity can be extended to ± 110 MHz.

[F] At frequencies below 3 GHz, the validity of tissue parameters (ε and σ) can be relaxed to ± 10% if liquid compensation formula is applied to measured SAR values. At frequencies above 3 GHz, the validity of tissue parameters (ε and σ) is restricted to ± 5%. The uncertainty is the RSS of the ConvF uncertainty for indicated target tissue parameters.

[G] Alpha/Depth are determined during calibration. SPEAG warrants that the remaining deviation due to the boundary effect after compensation is always less than ± 1% for frequencies below 3 GHz and below ± 2% for frequencies between 3-6 GHz at any distance larger than half the probe tip diameter from the boundary.

Frequency Response of E-Field
(TEM-Cell:ifi110 EXX, Waveguide: R22)

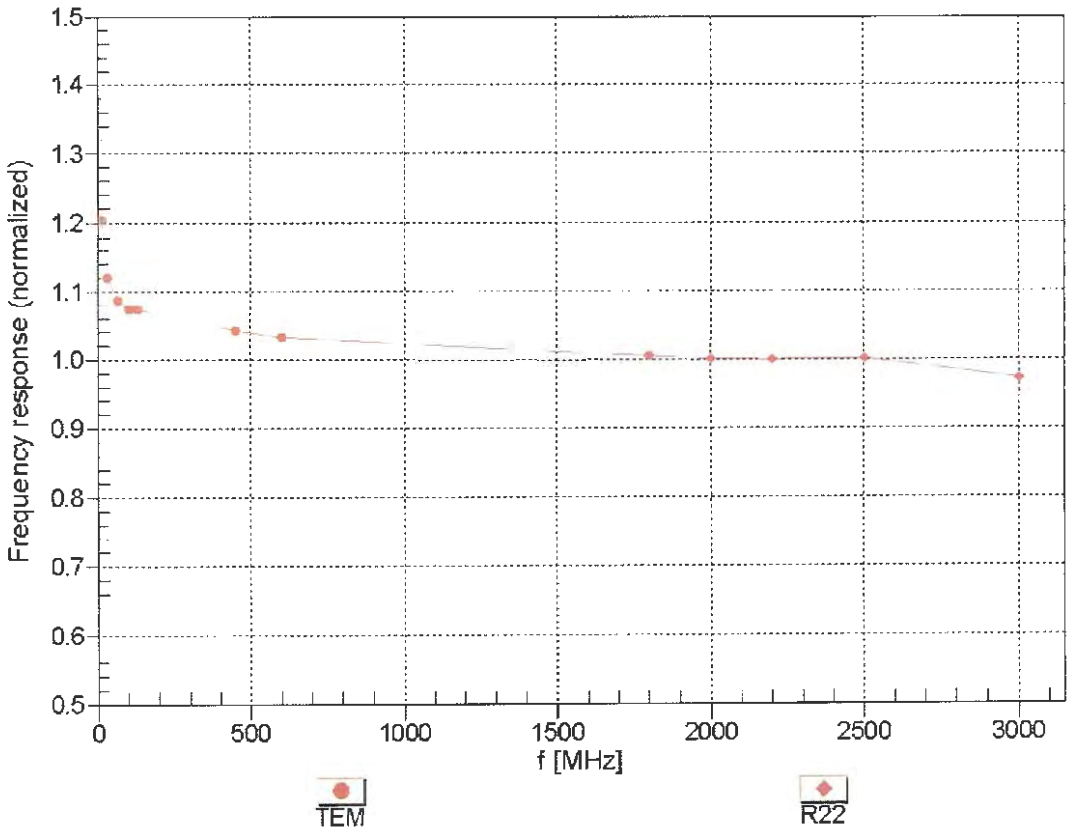

Uncertainty of Frequency Response of E-field: ± 6.3% (k=2)

Receiving Pattern (ϕ), ϑ = 0°

f=600 MHz,TEM

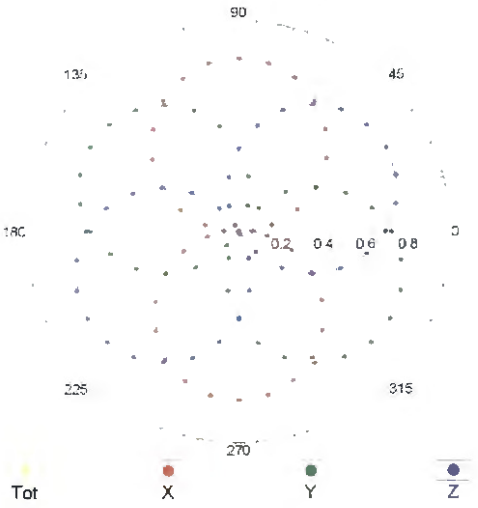

f=1800 MHz,R22

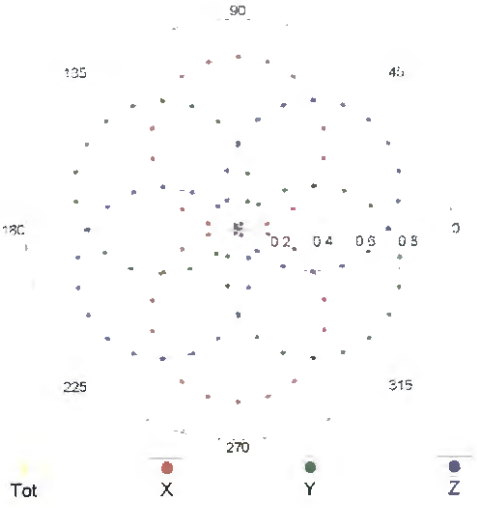

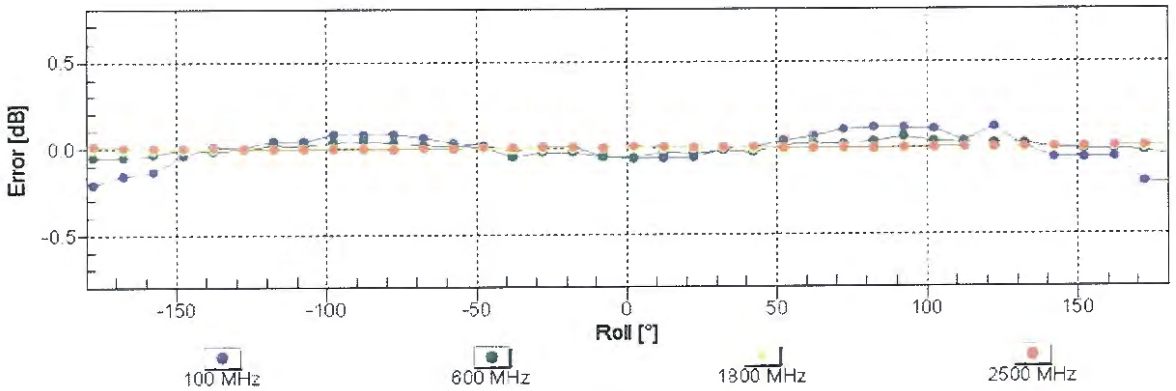

Uncertainty of Axial Isotropy Assessment: ± 0.5% (k=2)

Dynamic Range f(SAR_{head})

(TEM cell , f_{eval}= 1900 MHz)

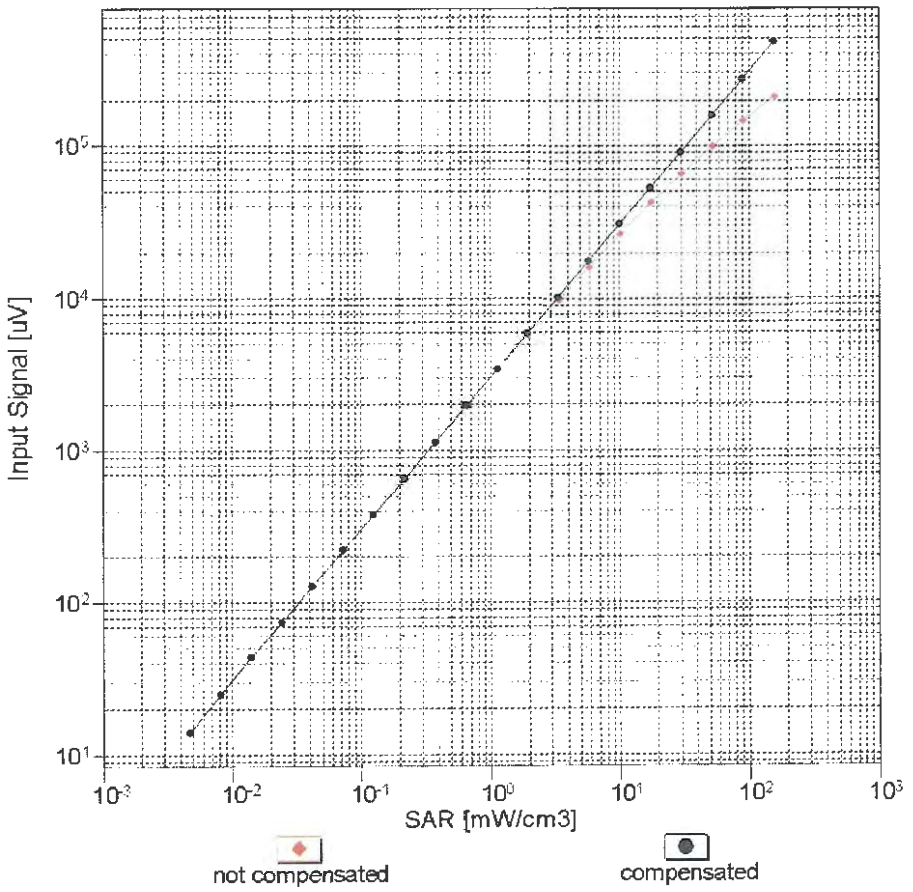

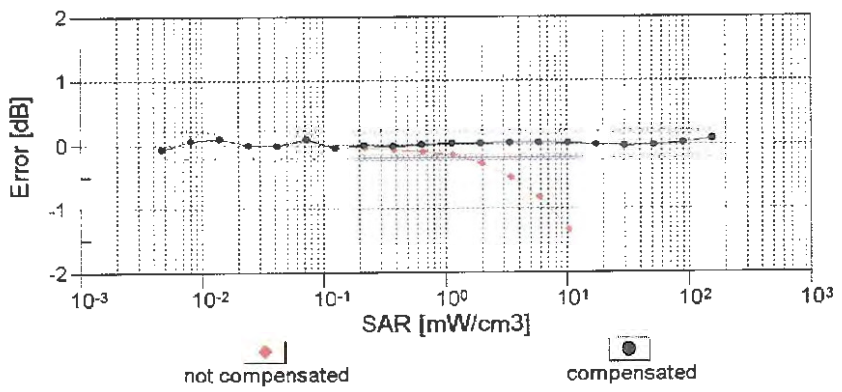

Uncertainty of Linearity Assessment: ± 0.6% (k=2)

Conversion Factor Assessment

f = 835 MHz,WGLS R9 (H_convF)

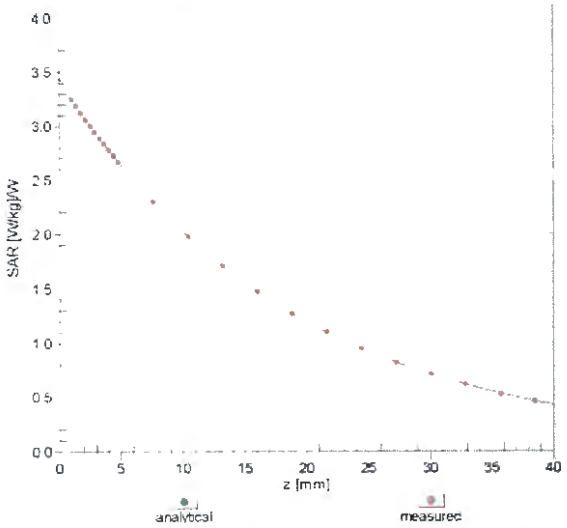

f = 1900 MHz,WGLS R22 (H_convF)

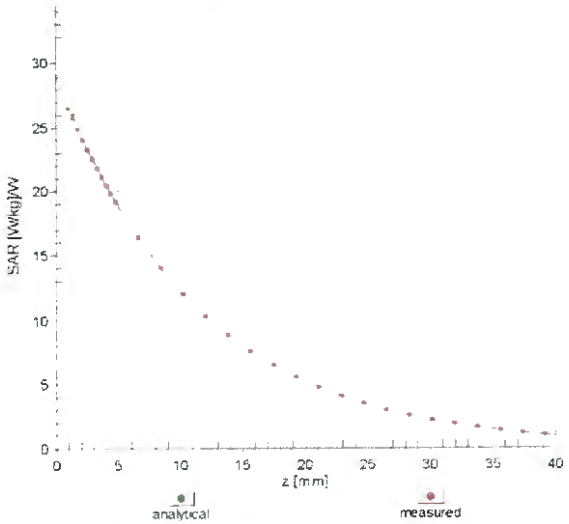

Deviation from Isotropy in Liquid

Error (ϕ, ϑ), f = 900 MHz

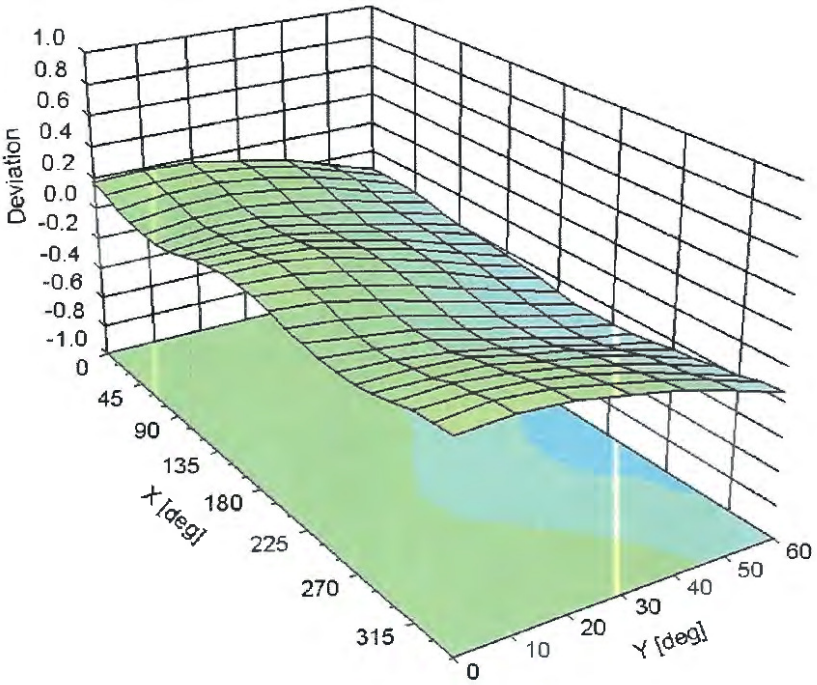



Uncertainty of Spherical Isotropy Assessment: ± 2.6% (k=2)

DASY/EASY - Parameters of Probe: EX3DV4 - SN:3925

Other Probe Parameters

Sensor Arrangement	Triangular
Connector Angle (°)	92.2
Mechanical Surface Detection Mode	enabled
Optical Surface Detection Mode	disabled
Probe Overall Length	337 mm
Probe Body Diameter	10 mm
Tip Length	9 mm
Tip Diameter	2.5 mm
Probe Tip to Sensor X Calibration Point	1 mm
Probe Tip to Sensor Y Calibration Point	1 mm
Probe Tip to Sensor Z Calibration Point	1 mm
Recommended Measurement Distance from Surface	1.4 mm

Calibration Laboratory of
Schmid & Partner
Engineering AG
Zeughausstrasse 43, 8004 Zurich, Switzerland

S Schweizerischer Kalibrierdienst
C Service suisse d'étalonnage
Servizio svizzero di taratura
S Swiss Calibration Service

Accredited by the Swiss Accreditation Service (SAS)
The Swiss Accreditation Service is one of the signatories to the EA Multilateral Agreement for the recognition of calibration certificates

Accreditation No.: SCS 0108

Client **Sporton-TW (Auden)**

Certificate No: EX3-3955_Nov15

CALIBRATION CERTIFICATE

Object	EX3DV4 - SN:3955
Calibration procedure(s)	QA CAL-01.v9, QA CAL-14.v4, QA CAL-23.v5, QA CAL-25.v6 Calibration procedure for dosimetric E-field probes
Calibration date:	November 24, 2015

This calibration certificate documents the traceability to national standards, which realize the physical units of measurements (SI).
The measurements and the uncertainties with confidence probability are given on the following pages and are part of the certificate.

All calibrations have been conducted in the closed laboratory facility: environment temperature (22 ± 3)°C and humidity < 70%.

Calibration Equipment used (M&TE critical for calibration)

Primary Standards	ID	Cal Date (Certificate No.)	Scheduled Calibration
Power meter E4419B	GB41293874	01-Apr-15 (No. 217-02128)	Mar-16
Power sensor E4412A	MY41498087	01-Apr-15 (No. 217-02128)	Mar-16
Reference 3 dB Attenuator	SN: S5054 (3c)	01-Apr-15 (No. 217-02129)	Mar-16
Reference 20 dB Attenuator	SN: S5277 (20x)	01-Apr-15 (No. 217-02132)	Mar-16
Reference 30 dB Attenuator	SN: S5129 (30b)	01-Apr-15 (No. 217-02133)	Mar-16
Reference Probe ES3DV2	SN: 3013	30-Dec-14 (No. ES3-3013_Dec14)	Dec-15
DAE4	SN: 660	14-Jan-15 (No. DAE4-660_Jan15)	Jan-16
Secondary Standards	ID	Check Date (in house)	Scheduled Check
RF generator HP 8648C	US3642U01700	4-Aug-99 (in house check Apr-13)	In house check: Apr-16
Network Analyzer HP 8753E	US37390585	18-Oct-01 (in house check Oct-15)	In house check: Oct-16

	Name	Function	Signature
Calibrated by:	Claudio Leubler	Laboratory Technician	
Approved by:	Katja Pokovic	Technical Manager	

Issued: November 26, 2015

This calibration certificate shall not be reproduced except in full without written approval of the laboratory.

Glossary:

TSL	tissue simulating liquid
NORMx,y,z	sensitivity in free space
ConvF	sensitivity in TSL / NORMx,y,z
DCP	diode compression point
CF	crest factor (1/duty_cycle) of the RF signal
A, B, C, D	modulation dependent linearization parameters
Polarization φ	φ rotation around probe axis
Polarization ϑ	ϑ rotation around an axis that is in the plane normal to probe axis (at measurement center), i.e., ϑ = 0 is normal to probe axis
Connector Angle	information used in DASY system to align probe sensor X to the robot coordinate system

Calibration is Performed According to the Following Standards:

a) IEEE Std 1528-2013, "IEEE Recommended Practice for Determining the Peak Spatial-Averaged Specific Absorption Rate (SAR) in the Human Head from Wireless Communications Devices: Measurement Techniques", June 2013
b) IEC 62209-1, "Procedure to measure the Specific Absorption Rate (SAR) for hand-held devices used in close proximity to the ear (frequency range of 300 MHz to 3 GHz)", February 2005
c) IEC 62209-2, "Procedure to determine the Specific Absorption Rate (SAR) for wireless communication devices used in close proximity to the human body (frequency range of 30 MHz to 6 GHz)", March 2010
d) KDB 865664, "SAR Measurement Requirements for 100 MHz to 6 GHz"

Methods Applied and Interpretation of Parameters:

- *NORMx,y,z:* Assessed for E-field polarization ϑ = 0 (f ≤ 900 MHz in TEM-cell; f > 1800 MHz: R22 waveguide). NORMx,y,z are only intermediate values, i.e., the uncertainties of NORMx,y,z does not affect the E^2-field uncertainty inside TSL (see below *ConvF*).
- *NORM(f)x,y,z = NORMx,y,z * frequency_response* (see Frequency Response Chart). This linearization is implemented in DASY4 software versions later than 4.2. The uncertainty of the frequency response is included in the stated uncertainty of *ConvF*.
- *DCPx,y,z:* DCP are numerical linearization parameters assessed based on the data of power sweep with CW signal (no uncertainty required). DCP does not depend on frequency nor media.
- *PAR:* PAR is the Peak to Average Ratio that is not calibrated but determined based on the signal characteristics
- *Ax,y,z; Bx,y,z; Cx,y,z; Dx,y,z; VRx,y,z: A, B, C, D* are numerical linearization parameters assessed based on the data of power sweep for specific modulation signal. The parameters do not depend on frequency nor media. *VR* is the maximum calibration range expressed in RMS voltage across the diode.
- *ConvF and Boundary Effect Parameters:* Assessed in flat phantom using E-field (or Temperature Transfer Standard for f ≤ 800 MHz) and inside waveguide using analytical field distributions based on power measurements for f > 800 MHz. The same setups are used for assessment of the parameters applied for boundary compensation (alpha, depth) of which typical uncertainty values are given. These parameters are used in DASY4 software to improve probe accuracy close to the boundary. The sensitivity in TSL corresponds to *NORMx,y,z * ConvF* whereby the uncertainty corresponds to that given for *ConvF*. A frequency dependent *ConvF* is used in DASY version 4.4 and higher which allows extending the validity from ± 50 MHz to ± 100 MHz.
- *Spherical isotropy (3D deviation from isotropy)*: in a field of low gradients realized using a flat phantom exposed by a patch antenna.
- *Sensor Offset*: The sensor offset corresponds to the offset of virtual measurement center from the probe tip (on probe axis). No tolerance required.
- *Connector Angle*: The angle is assessed using the information gained by determining the *NORMx* (no uncertainty required).

Probe EX3DV4

SN:3955

Manufactured: August 6, 2013
Calibrated: November 24, 2015

Calibrated for DASY/EASY Systems
(Note: non-compatible with DASY2 system!)

DASY/EASY - Parameters of Probe: EX3DV4 - SN:3955

Basic Calibration Parameters

	Sensor X	Sensor Y	Sensor Z	Unc (k=2)
Norm (μV/(V/m)^2)[A]	0.35	0.41	0.31	± 10.1 %
DCP (mV)[B]	103.2	104.2	98.2	

Modulation Calibration Parameters

UID	Communication System Name		A dB	B dB√μV	C	D dB	VR mV	Unc[E] (k=2)
0	CW	X	0.0	0.0	1.0	0.00	130.3	±3.3 %
		Y	0.0	0.0	1.0		120.0	
		Z	0.0	0.0	1.0		132.8	

The reported uncertainty of measurement is stated as the standard uncertainty of measurement multiplied by the coverage factor k=2, which for a normal distribution corresponds to a coverage probability of approximately 95%.

[A] The uncertainties of Norm X,Y,Z do not affect the E^2-field uncertainty inside TSL (see Pages 5 and 6).
[B] Numerical linearization parameter: uncertainty not required.
[E] Uncertainty is determined using the max. deviation from linear response applying rectangular distribution and is expressed for the square of the field value.

DASY/EASY - Parameters of Probe: EX3DV4 - SN:3955

Calibration Parameter Determined in Head Tissue Simulating Media

f (MHz) [C]	Relative Permittivity [F]	Conductivity (S/m) [F]	ConvF X	ConvF Y	ConvF Z	Alpha [G]	Depth [G] (mm)	Unc (k=2)
750	41.9	0.89	10.31	10.31	10.31	0.19	1.73	± 12.0 %
835	41.5	0.90	9.96	9.96	9.96	0.18	1.78	± 12.0 %
900	41.5	0.97	9.73	9.73	9.73	0.18	1.89	± 12.0 %
1750	40.1	1.37	8.69	8.69	8.69	0.26	0.85	± 12.0 %
1900	40.0	1.40	8.32	8.32	8.32	0.32	0.88	± 12.0 %
2000	40.0	1.40	8.24	8.24	8.24	0.25	1.01	± 12.0 %
2450	39.2	1.80	7.36	7.36	7.36	0.29	0.98	± 12.0 %
2600	39.0	1.96	7.20	7.20	7.20	0.29	0.99	± 12.0 %
5250	35.9	4.71	5.08	5.08	5.08	0.35	1.80	± 14.0 %
5600	35.5	5.07	4.39	4.39	4.39	0.50	1.80	± 14.0 %
5750	35.4	5.22	4.41	4.41	4.41	0.50	1.80	± 14.0 %

[C] Frequency validity above 300 MHz of ± 100 MHz only applies for DASY v4.4 and higher (see Page 2), else it is restricted to ± 50 MHz. The uncertainty is the RSS of the ConvF uncertainty at calibration frequency and the uncertainty for the indicated frequency band. Frequency validity below 300 MHz is ± 10, 25, 40, 50 and 70 MHz for ConvF assessments at 30, 64, 128, 150 and 220 MHz respectively. Above 5 GHz frequency validity can be extended to ± 110 MHz.

[F] At frequencies up to 6 GHz, the validity of tissue parameters (ε and σ) can be relaxed to ± 10% if liquid compensation formula is applied to measured SAR values. The uncertainty is the RSS of the ConvF uncertainty for indicated target tissue parameters.

[G] Alpha/Depth are determined during calibration. SPEAG warrants that the remaining deviation due to the boundary effect after compensation is always less than ± 1% for frequencies below 3 GHz and below ± 2% for frequencies between 3-6 GHz at any distance larger than half the probe tip diameter from the boundary.

DASY/EASY - Parameters of Probe: EX3DV4 - SN:3955

Calibration Parameter Determined in Body Tissue Simulating Media

f (MHz) [C]	Relative Permittivity [F]	Conductivity (S/m) [F]	ConvF X	ConvF Y	ConvF Z	Alpha [G]	Depth [G] (mm)	Unc (k=2)
750	55.5	0.96	10.36	10.36	10.36	0.25	1.29	± 12.0 %
835	55.2	0.97	10.08	10.08	10.08	0.24	1.39	± 12.0 %
1750	53.4	1.49	8.25	8.25	8.25	0.42	0.80	± 12.0 %
1900	53.3	1.52	7.89	7.89	7.89	0.38	0.89	± 12.0 %
2450	52.7	1.95	7.53	7.53	7.53	0.60	0.70	± 12.0 %
2600	52.5	2.16	7.23	7.23	7.23	0.27	0.99	± 12.0 %
5250	48.9	5.36	4.42	4.42	4.42	0.50	1.90	± 14.0 %
5600	48.5	5.77	3.81	3.81	3.81	0.60	1.90	± 14.0 %
5750	48.3	5.94	3.92	3.92	3.92	0.60	1.90	± 14.0 %

[C] Frequency validity above 300 MHz of ± 100 MHz only applies for DASY v4.4 and higher (see Page 2), else it is restricted to ± 50 MHz. The uncertainty is the RSS of the ConvF uncertainty at calibration frequency and the uncertainty for the indicated frequency band. Frequency validity below 300 MHz is ± 10, 25, 40, 50 and 70 MHz for ConvF assessments at 30, 64, 128, 150 and 220 MHz respectively. Above 5 GHz frequency validity can be extended to ± 110 MHz.
[F] At frequencies up to 6 GHz, the validity of tissue parameters (ε and σ) can be relaxed to ± 10% if liquid compensation formula is applied to measured SAR values. The uncertainty is the RSS of the ConvF uncertainty for indicated target tissue parameters.
[G] Alpha/Depth are determined during calibration. SPEAG warrants that the remaining deviation due to the boundary effect after compensation is always less than ± 1% for frequencies below 3 GHz and below ± 2% for frequencies between 3-6 GHz at any distance larger than half the probe tip diameter from the boundary.

Frequency Response of E-Field

(TEM-Cell:ifi110 EXX, Waveguide: R22)

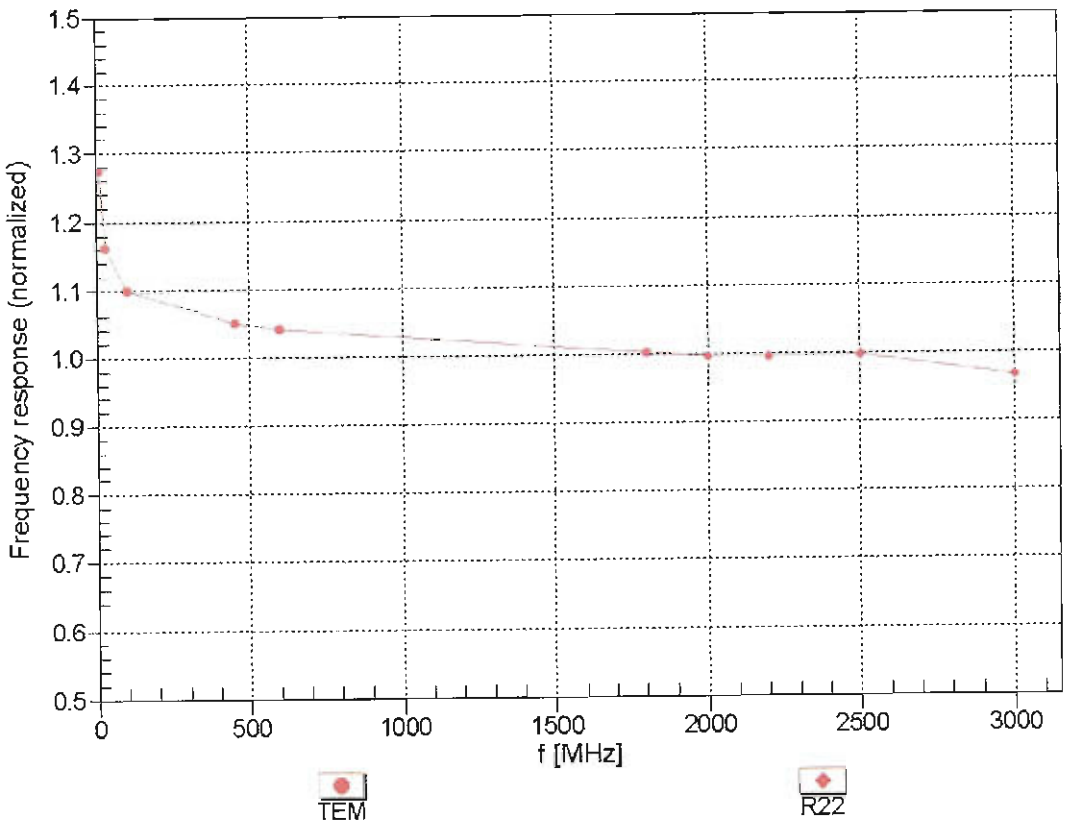

Uncertainty of Frequency Response of E-field: ± 6.3% (k=2)

Receiving Pattern (ϕ), ϑ = 0°

f=600 MHz,TEM

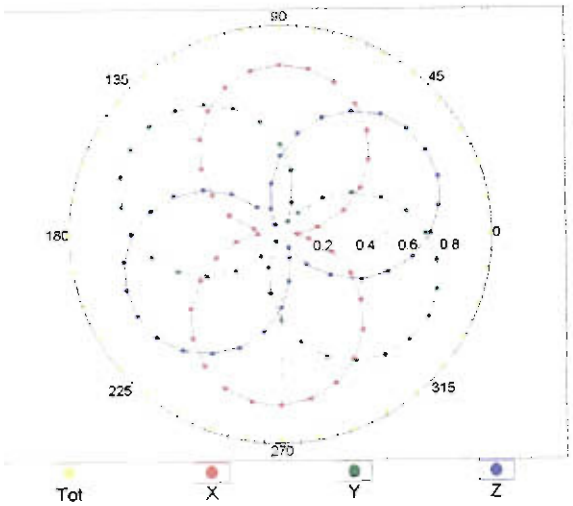

f=1800 MHz,R22

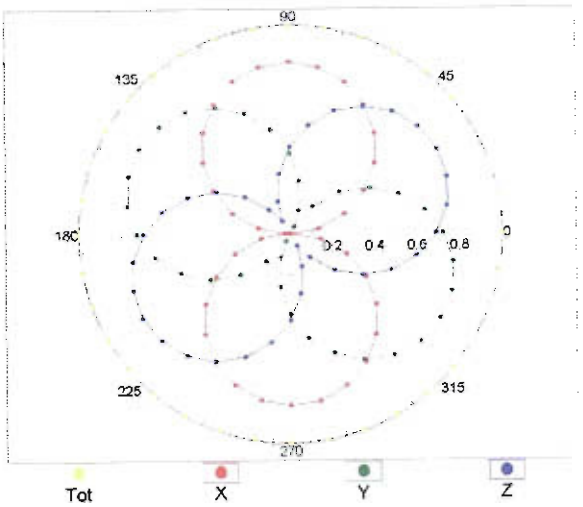

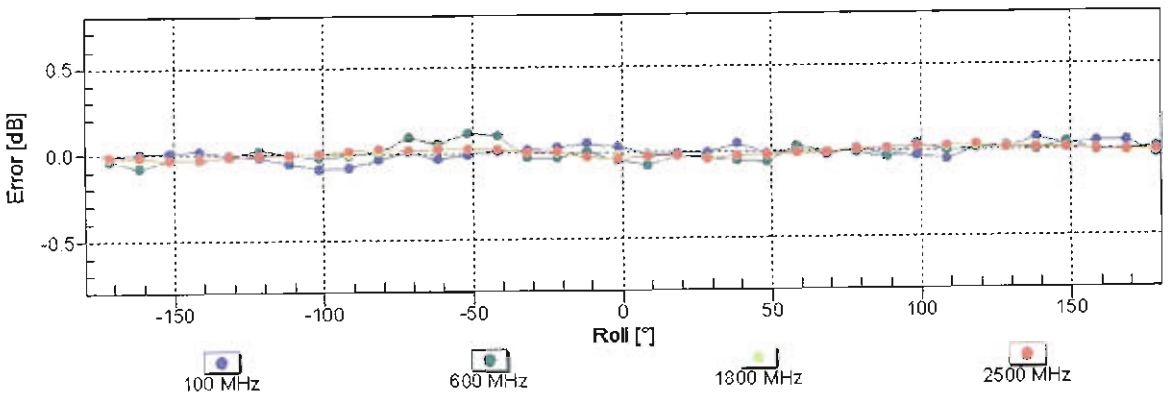

Uncertainty of Axial Isotropy Assessment: ± 0.5% (k=2)

Dynamic Range f(SAR_{head})

(TEM cell , f_{eval}= 1900 MHz)

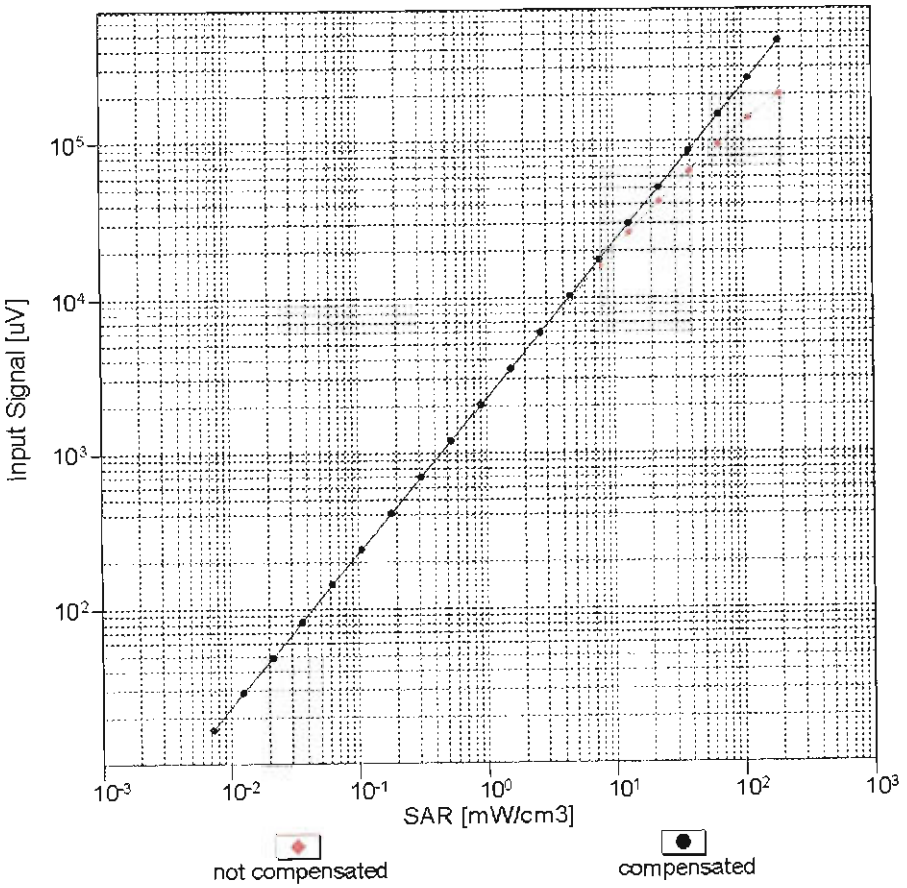

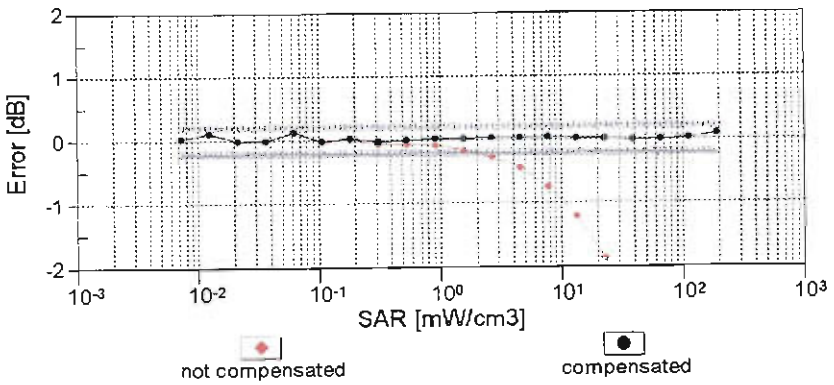

Uncertainty of Linearity Assessment: ± 0.6% (k=2)

Conversion Factor Assessment

f = 835 MHz,WGLS R9 (H_convF)

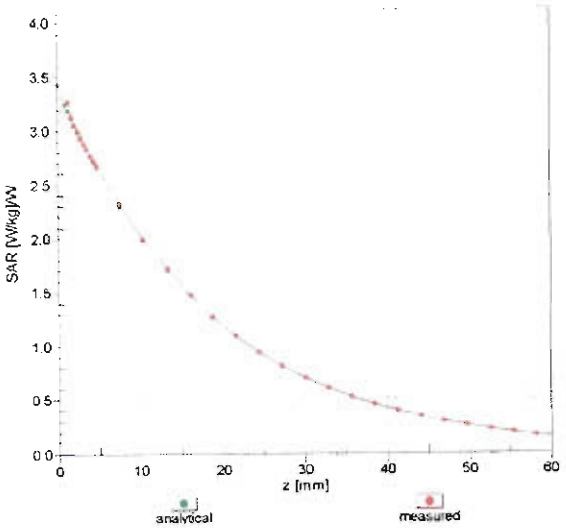

f = 1900 MHz,WGLS R22 (H_convF)

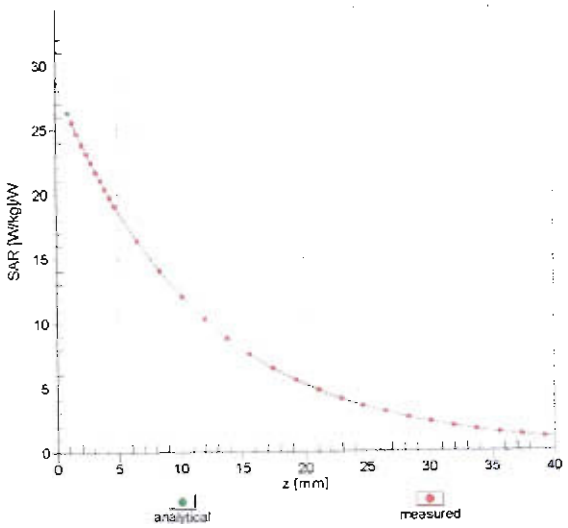

Deviation from Isotropy in Liquid

Error (ϕ, ϑ), f = 900 MHz

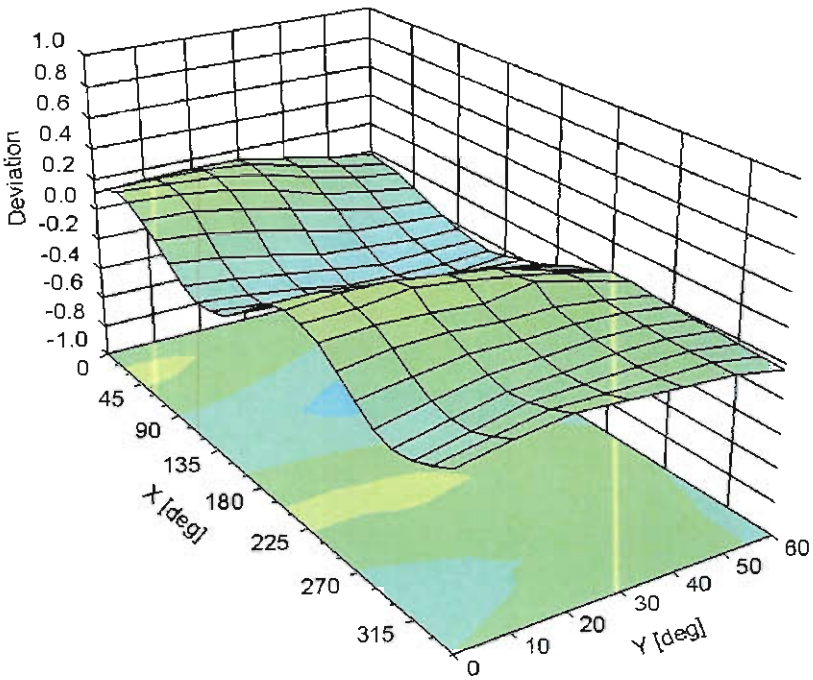



Uncertainty of Spherical Isotropy Assessment: ± 2.6% (k=2)

DASY/EASY - Parameters of Probe: EX3DV4 - SN:3955

Other Probe Parameters

Sensor Arrangement	Triangular
Connector Angle (°)	128.5
Mechanical Surface Detection Mode	enabled
Optical Surface Detection Mode	disabled
Probe Overall Length	337 mm
Probe Body Diameter	10 mm
Tip Length	9 mm
Tip Diameter	2.5 mm
Probe Tip to Sensor X Calibration Point	1 mm
Probe Tip to Sensor Y Calibration Point	1 mm
Probe Tip to Sensor Z Calibration Point	1 mm
Recommended Measurement Distance from Surface	1.4 mm

Calibration Laboratory of
Schmid & Partner
Engineering AG
Zeughausstrasse 43, 8004 Zurich, Switzerland

S Schweizerischer Kalibrierdienst
C Service suisse d'étalonnage
Servizio svizzero di taratura
S Swiss Calibration Service

Accredited by the Swiss Accreditation Service (SAS)
The Swiss Accreditation Service is one of the signatories to the EA Multilateral Agreement for the recognition of calibration certificates

Accreditation No.: SCS 0108

Client **Auden**

Certificate No: EX3-3820_Jun16

CALIBRATION CERTIFICATE

Object	EX3DV4 - SN:3820
Calibration procedure(s)	QA CAL-01.v9, QA CAL-14.v4, QA CAL-23.v5, QA CAL-25.v6 Calibration procedure for dosimetric E-field probes
Calibration date:	June 27, 2016

This calibration certificate documents the traceability to national standards, which realize the physical units of measurements (SI).
The measurements and the uncertainties with confidence probability are given on the following pages and are part of the certificate.

All calibrations have been conducted in the closed laboratory facility: environment temperature (22 ± 3)°C and humidity < 70%.

Calibration Equipment used (M&TE critical for calibration)

Primary Standards	ID	Cal Date (Certificate No.)	Scheduled Calibration
Power meter NRP	SN: 104778	06-Apr-16 (No. 217-02288/02289)	Apr-17
Power sensor NRP-Z91	SN: 103244	06-Apr-16 (No. 217-02288)	Apr-17
Power sensor NRP-Z91	SN: 103245	06-Apr-16 (No. 217-02289)	Apr-17
Reference 20 dB Attenuator	SN: S5277 (20x)	05-Apr-16 (No. 217-02293)	Apr-17
Reference Probe ES3DV2	SN: 3013	31-Dec-15 (No. ES3-3013_Dec15)	Dec-16
DAE4	SN: 660	23-Dec-15 (No. DAE4-660_Dec15)	Dec-16
Secondary Standards	ID	Check Date (in house)	Scheduled Check
Power meter E4419B	SN: GB41293874	06-Apr-16 (in house check Jun-16)	In house check: Jun-18
Power sensor E4412A	SN: MY41498087	06-Apr-16 (in house check Jun-16)	In house check: Jun-18
Power sensor E4412A	SN: 000110210	06-Apr-16 (in house check Jun-16)	In house check: Jun-18
RF generator HP 8648C	SN: US3642U01700	04-Aug-99 (in house check Jun-16)	In house check: Jun-18
Network Analyzer HP 8753E	SN: US37390585	18-Oct-01 (in house check Oct-15)	In house check: Oct-16

	Name	Function	Signature
Calibrated by:	Jeton Kastrati	Laboratory Technician	
Approved by:	Katja Pokovic	Technical Manager	

Issued: June 28, 2016

This calibration certificate shall not be reproduced except in full without written approval of the laboratory.

Glossary:

TSL	tissue simulating liquid
NORMx,y,z	sensitivity in free space
ConvF	sensitivity in TSL / NORMx,y,z
DCP	diode compression point
CF	crest factor (1/duty_cycle) of the RF signal
A, B, C, D	modulation dependent linearization parameters
Polarization φ	φ rotation around probe axis
Polarization ϑ	ϑ rotation around an axis that is in the plane normal to probe axis (at measurement center), i.e., ϑ = 0 is normal to probe axis
Connector Angle	information used in DASY system to align probe sensor X to the robot coordinate system

Calibration is Performed According to the Following Standards:

a) IEEE Std 1528-2013, "IEEE Recommended Practice for Determining the Peak Spatial-Averaged Specific Absorption Rate (SAR) in the Human Head from Wireless Communications Devices: Measurement Techniques", June 2013
b) IEC 62209-1, "Procedure to measure the Specific Absorption Rate (SAR) for hand-held devices used in close proximity to the ear (frequency range of 300 MHz to 3 GHz)", February 2005
c) IEC 62209-2, "Procedure to determine the Specific Absorption Rate (SAR) for wireless communication devices used in close proximity to the human body (frequency range of 30 MHz to 6 GHz)", March 2010
d) KDB 865664, "SAR Measurement Requirements for 100 MHz to 6 GHz"

Methods Applied and Interpretation of Parameters:

- *NORMx,y,z:* Assessed for E-field polarization ϑ = 0 (f ≤ 900 MHz in TEM-cell; f > 1800 MHz: R22 waveguide). NORMx,y,z are only intermediate values, i.e., the uncertainties of NORMx,y,z does not affect the E^2-field uncertainty inside TSL (see below *ConvF*).
- *NORM(f)x,y,z = NORMx,y,z * frequency_response* (see Frequency Response Chart). This linearization is implemented in DASY4 software versions later than 4.2. The uncertainty of the frequency response is included in the stated uncertainty of *ConvF*.
- *DCPx,y,z:* DCP are numerical linearization parameters assessed based on the data of power sweep with CW signal (no uncertainty required). DCP does not depend on frequency nor media.
- *PAR:* PAR is the Peak to Average Ratio that is not calibrated but determined based on the signal characteristics
- *Ax,y,z; Bx,y,z; Cx,y,z; Dx,y,z; VRx,y,z: A, B, C, D* are numerical linearization parameters assessed based on the data of power sweep for specific modulation signal. The parameters do not depend on frequency nor media. *VR* is the maximum calibration range expressed in RMS voltage across the diode.
- *ConvF and Boundary Effect Parameters:* Assessed in flat phantom using E-field (or Temperature Transfer Standard for f ≤ 800 MHz) and inside waveguide using analytical field distributions based on power measurements for f > 800 MHz. The same setups are used for assessment of the parameters applied for boundary compensation (alpha, depth) of which typical uncertainty values are given. These parameters are used in DASY4 software to improve probe accuracy close to the boundary. The sensitivity in TSL corresponds to *NORMx,y,z * ConvF* whereby the uncertainty corresponds to that given for *ConvF*. A frequency dependent *ConvF* is used in DASY version 4.4 and higher which allows extending the validity from ± 50 MHz to ± 100 MHz.
- *Spherical isotropy (3D deviation from isotropy)*: in a field of low gradients realized using a flat phantom exposed by a patch antenna.
- *Sensor Offset*: The sensor offset corresponds to the offset of virtual measurement center from the probe tip (on probe axis). No tolerance required.
- *Connector Angle*: The angle is assessed using the information gained by determining the *NORMx* (no uncertainty required).

Probe EX3DV4

SN:3820

Manufactured: September 2, 2011
Calibrated: June 27, 2016

Calibrated for DASY/EASY Systems
(Note: non-compatible with DASY2 system!)

DASY/EASY - Parameters of Probe: EX3DV4 - SN:3820

Basic Calibration Parameters

	Sensor X	Sensor Y	Sensor Z	Unc (k=2)
Norm (μV/(V/m)^2)[A]	0.43	0.48	0.49	± 10.1 %
DCP (mV)[B]	101.2	97.3	95.3	

Modulation Calibration Parameters

UID	Communication System Name		A dB	B dB√μV	C	D dB	VR mV	Unc[E] (k=2)
0	CW	X	0.0	0.0	1.0	0.00	148.5	±3.8 %
		Y	0.0	0.0	1.0		134.3	
		Z	0.0	0.0	1.0		135.9	

Note: For details on UID parameters see Appendix.

Sensor Model Parameters

	C1 fF	C2 fF	α V^{-1}	T1 ms.V^{-2}	T2 ms.V^{-1}	T3 ms	T4 V^{-2}	T5 V^{-1}	T6
X	53.59	401.9	35.94	14.39	1.148	4.979	0.834	0.475	1.005
Y	54.13	407.2	36.33	11	1.06	5.036	0.269	0.444	1.006
Z	61.28	473.5	37.6	7.012	1.239	5.1	0.2	0.481	1.017

The reported uncertainty of measurement is stated as the standard uncertainty of measurement multiplied by the coverage factor k=2, which for a normal distribution corresponds to a coverage probability of approximately 95%.

[A] The uncertainties of Norm X,Y,Z do not affect the E^2-field uncertainty inside TSL (see Pages 5 and 6).
[B] Numerical linearization parameter: uncertainty not required.
[E] Uncertainty is determined using the max. deviation from linear response applying rectangular distribution and is expressed for the square of the field value.

DASY/EASY - Parameters of Probe: EX3DV4 - SN:3820

Calibration Parameter Determined in Head Tissue Simulating Media

f (MHz) [C]	Relative Permittivity [F]	Conductivity (S/m) [F]	ConvF X	ConvF Y	ConvF Z	Alpha [G]	Depth [G] (mm)	Unc (k=2)
750	41.9	0.89	9.42	9.42	9.42	0.34	1.06	± 12.0 %
835	41.5	0.90	9.00	9.00	9.00	0.47	0.80	± 12.0 %
900	41.5	0.97	8.88	8.88	8.88	0.37	0.95	± 12.0 %
1450	40.5	1.20	8.37	8.37	8.37	0.32	0.80	± 12.0 %
1750	40.1	1.37	7.95	7.95	7.95	0.30	0.80	± 12.0 %
1900	40.0	1.40	7.80	7.80	7.80	0.32	0.85	± 12.0 %
2000	40.0	1.40	7.74	7.74	7.74	0.34	0.84	± 12.0 %
2450	39.2	1.80	6.78	6.78	6.78	0.21	1.17	± 12.0 %
2600	39.0	1.96	6.49	6.49	6.49	0.25	1.26	± 12.0 %
5200	36.0	4.66	4.66	4.66	4.66	0.40	1.80	± 13.1 %
5300	35.9	4.76	4.41	4.41	4.41	0.45	1.80	± 13.1 %
5500	35.6	4.96	4.32	4.32	4.32	0.45	1.80	± 13.1 %
5600	35.5	5.07	4.14	4.14	4.14	0.50	1.80	± 13.1 %
5800	35.3	5.27	4.14	4.14	4.14	0.50	1.80	± 13.1 %

[C] Frequency validity above 300 MHz of ± 100 MHz only applies for DASY v4.4 and higher (see Page 2), else it is restricted to ± 50 MHz. The uncertainty is the RSS of the ConvF uncertainty at calibration frequency and the uncertainty for the indicated frequency band. Frequency validity below 300 MHz is ± 10, 25, 40, 50 and 70 MHz for ConvF assessments at 30, 64, 128, 150 and 220 MHz respectively. Above 5 GHz frequency validity can be extended to ± 110 MHz.

[F] At frequencies below 3 GHz, the validity of tissue parameters (ε and σ) can be relaxed to ± 10% if liquid compensation formula is applied to measured SAR values. At frequencies above 3 GHz, the validity of tissue parameters (ε and σ) is restricted to ± 5%. The uncertainty is the RSS of the ConvF uncertainty for indicated target tissue parameters.

[G] Alpha/Depth are determined during calibration. SPEAG warrants that the remaining deviation due to the boundary effect after compensation is always less than ± 1% for frequencies below 3 GHz and below ± 2% for frequencies between 3-6 GHz at any distance larger than half the probe tip diameter from the boundary.

DASY/EASY - Parameters of Probe: EX3DV4 - SN:3820

Calibration Parameter Determined in Body Tissue Simulating Media

f (MHz) [C]	Relative Permittivity [F]	Conductivity (S/m) [F]	ConvF X	ConvF Y	ConvF Z	Alpha [G]	Depth [G] (mm)	Unc (k=2)
750	55.5	0.96	8.87	8.87	8.87	0.30	1.02	± 12.0 %
835	55.2	0.97	8.86	8.86	8.86	0.27	1.13	± 12.0 %
900	55.0	1.05	8.94	8.94	8.94	0.36	0.93	± 12.0 %
1450	54.0	1.30	8.02	8.02	8.02	0.28	0.80	± 12.0 %
1750	53.4	1.49	7.65	7.65	7.65	0.39	0.82	± 12.0 %
1900	53.3	1.52	7.41	7.41	7.41	0.19	1.30	± 12.0 %
2000	53.3	1.52	7.51	7.51	7.51	0.26	1.05	± 12.0 %
2450	52.7	1.95	6.79	6.79	6.79	0.38	0.93	± 12.0 %
2600	52.5	2.16	6.52	6.52	6.52	0.48	0.83	± 12.0 %
5200	49.0	5.30	4.19	4.19	4.19	0.50	1.90	± 13.1 %
5300	48.9	5.42	3.95	3.95	3.95	0.55	1.90	± 13.1 %
5500	48.6	5.65	3.71	3.71	3.71	0.55	1.90	± 13.1 %
5600	48.5	5.77	3.54	3.54	3.54	0.55	1.90	± 13.1 %
5800	48.2	6.00	3.70	3.70	3.70	0.60	1.90	± 13.1 %

[C] Frequency validity above 300 MHz of ± 100 MHz only applies for DASY v4.4 and higher (see Page 2), else it is restricted to ± 50 MHz. The uncertainty is the RSS of the ConvF uncertainty at calibration frequency and the uncertainty for the indicated frequency band. Frequency validity below 300 MHz is ± 10, 25, 40, 50 and 70 MHz for ConvF assessments at 30, 64, 128, 150 and 220 MHz respectively. Above 5 GHz frequency validity can be extended to ± 110 MHz.

[F] At frequencies below 3 GHz, the validity of tissue parameters (ε and σ) can be relaxed to ± 10% if liquid compensation formula is applied to measured SAR values. At frequencies above 3 GHz, the validity of tissue parameters (ε and σ) is restricted to ± 5%. The uncertainty is the RSS of the ConvF uncertainty for indicated target tissue parameters.

[G] Alpha/Depth are determined during calibration. SPEAG warrants that the remaining deviation due to the boundary effect after compensation is always less than ± 1% for frequencies below 3 GHz and below ± 2% for frequencies between 3-6 GHz at any distance larger than half the probe tip diameter from the boundary.

Frequency Response of E-Field

(TEM-Cell:ifi110 EXX, Waveguide: R22)

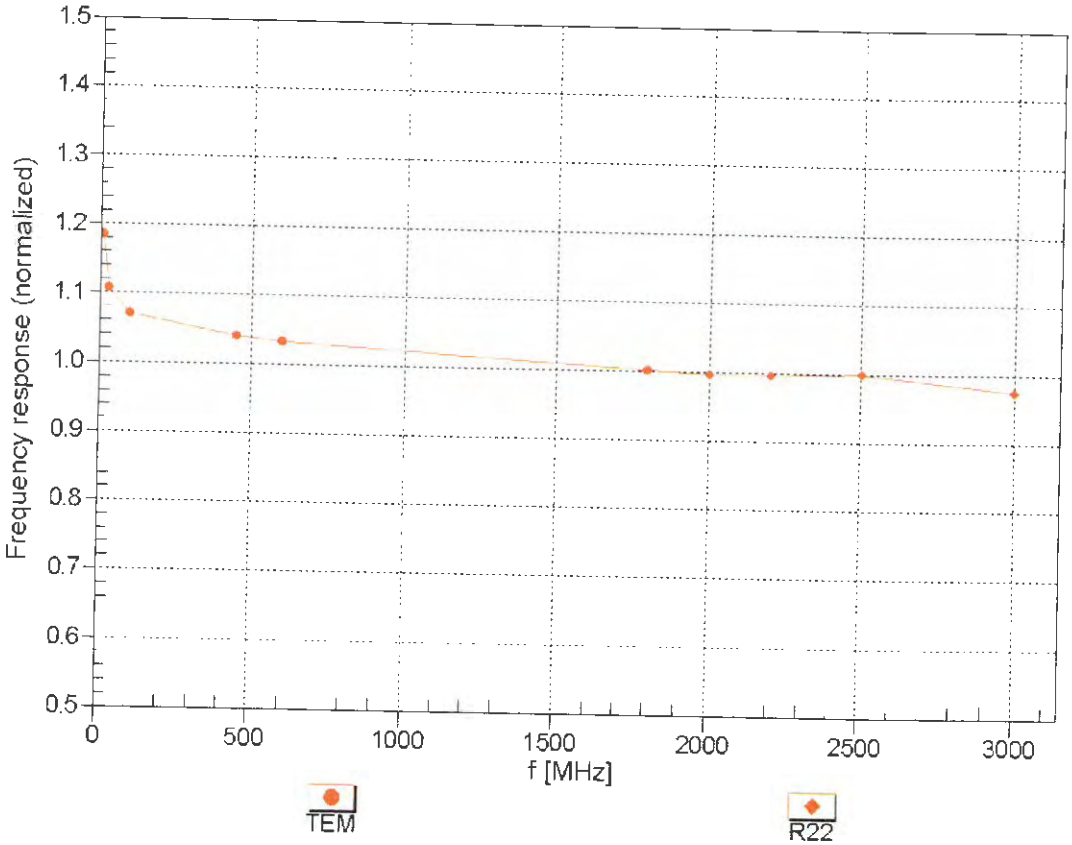

Uncertainty of Frequency Response of E-field: ± 6.3% (k=2)

Receiving Pattern (ϕ), ϑ = 0°

f=600 MHz,TEM

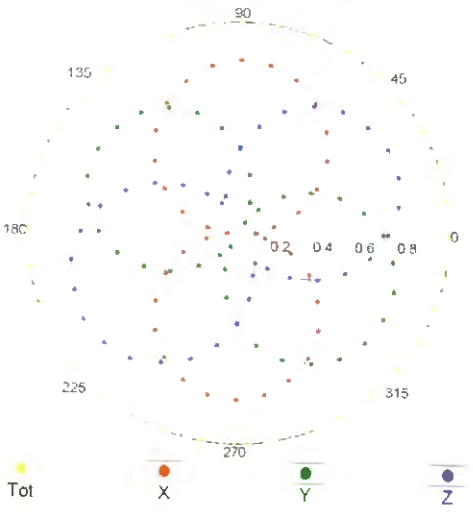

f=1800 MHz,R22

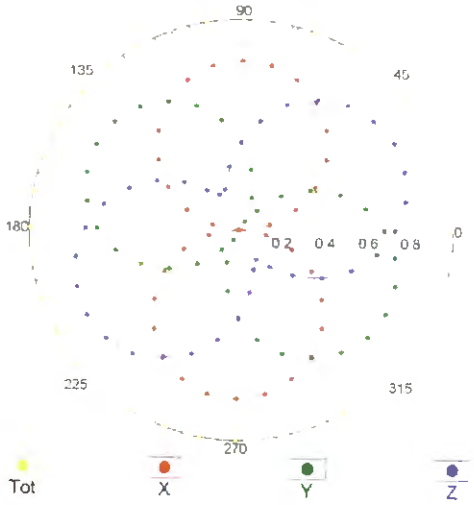

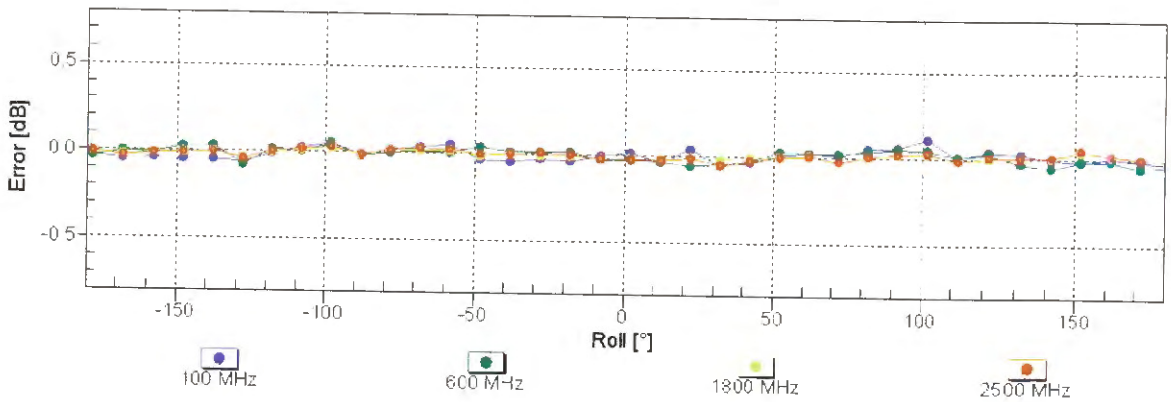

Uncertainty of Axial Isotropy Assessment: ± 0.5% (k=2)

Dynamic Range f(SAR$_{head}$)

(TEM cell , f_{eval}= 1900 MHz)

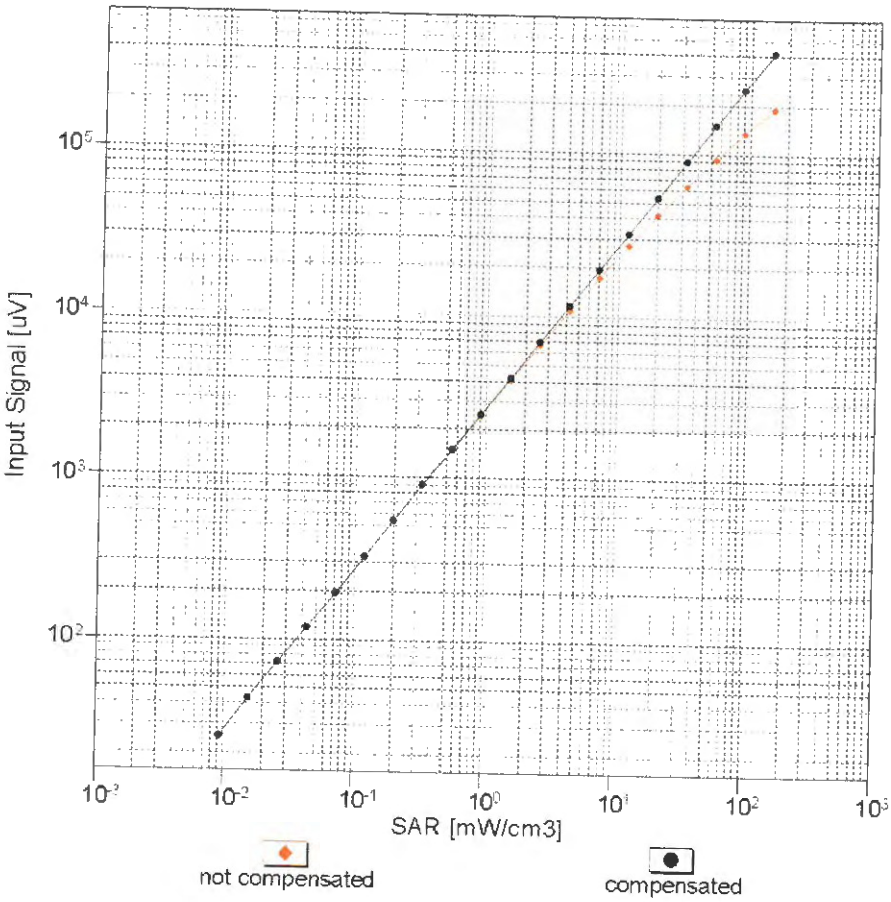

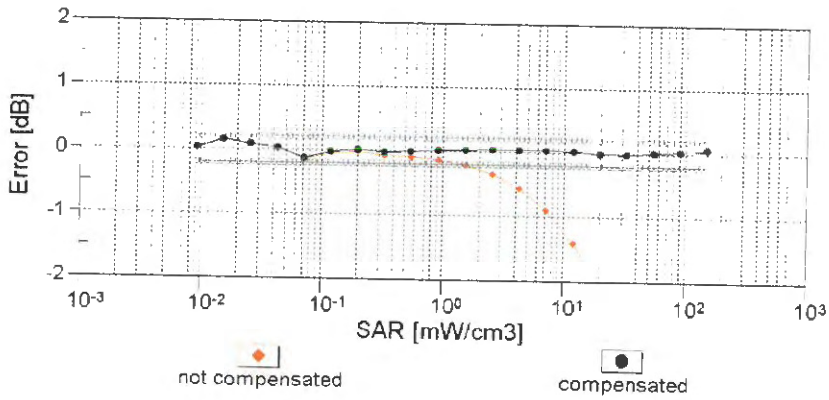

Uncertainty of Linearity Assessment: ± 0.6% (k=2)

Conversion Factor Assessment

f = 835 MHz,WGLS R9 (H_convF)

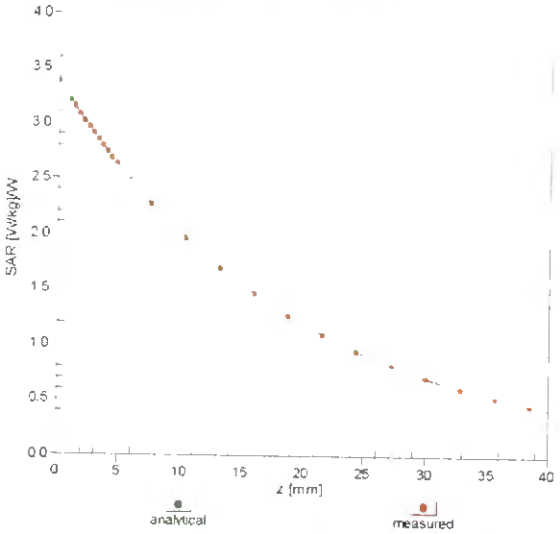

f = 1900 MHz,WGLS R22 (H_convF)

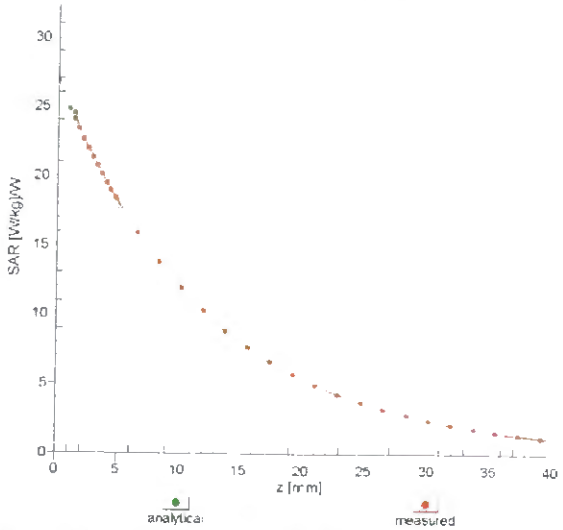

Deviation from Isotropy in Liquid

Error (ϕ, ϑ), f = 900 MHz

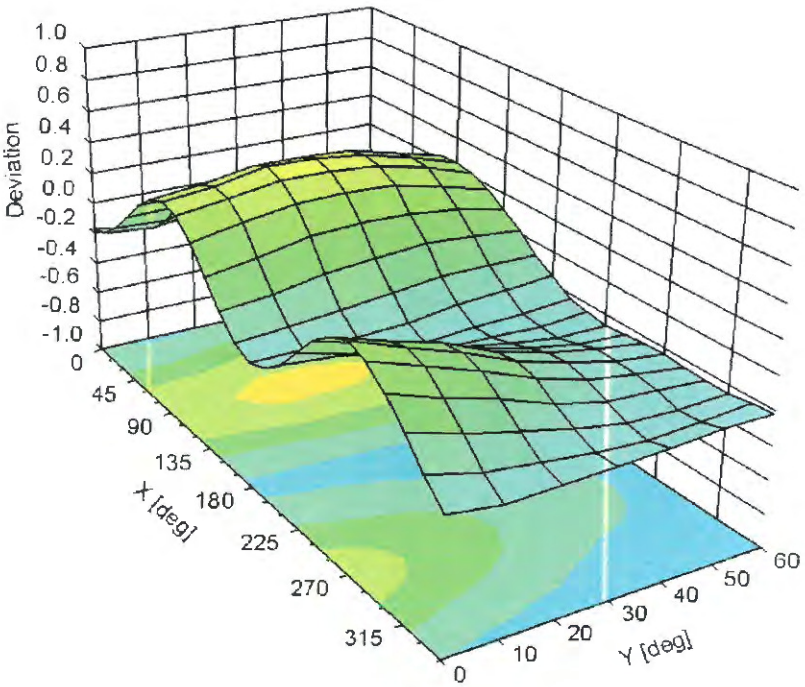



Uncertainty of Spherical Isotropy Assessment: ± 2.6% (k=2)

DASY/EASY - Parameters of Probe: EX3DV4 - SN:3820

Other Probe Parameters

Sensor Arrangement	Triangular
Connector Angle (°)	31.9
Mechanical Surface Detection Mode	enabled
Optical Surface Detection Mode	disabled
Probe Overall Length	337 mm
Probe Body Diameter	10 mm
Tip Length	9 mm
Tip Diameter	2.5 mm
Probe Tip to Sensor X Calibration Point	1 mm
Probe Tip to Sensor Y Calibration Point	1 mm
Probe Tip to Sensor Z Calibration Point	1 mm
Recommended Measurement Distance from Surface	1.4 mm

Appendix: Modulation Calibration Parameters

UID	Communication System Name		A dB	B dB√μV	C	D dB	VR mV	Max Unc[E] (k=2)
0	CW	X	0.00	0.00	1.00	0.00	148.5	± 3.8 %
		Y	0.00	0.00	1.00		134.3	
		Z	0.00	0.00	1.00		135.9	
10010-CAA	SAR Validation (Square, 100ms, 10ms)	X	2.91	66.95	11.40	10.00	20.0	± 9.6 %
		Y	4.24	71.80	13.80		20.0	
		Z	13.20	88.04	20.85		20.0	
10011-CAB	UMTS-FDD (WCDMA)	X	1.07	67.78	15.67	0.00	150.0	± 9.6 %
		Y	1.52	74.89	19.60		150.0	
		Z	0.94	63.95	13.11		150.0	
10012-CAB	IEEE 802.11b WiFi 2.4 GHz (DSSS, 1 Mbps)	X	1.19	63.84	15.24	0.41	150.0	± 9.6 %
		Y	1.24	65.55	16.88		150.0	
		Z	1.16	62.20	14.01		150.0	
10013-CAB	IEEE 802.11g WiFi 2.4 GHz (DSSS-OFDM, 6 Mbps)	X	4.91	66.44	16.89	1.46	150.0	± 9.6 %
		Y	4.97	66.85	17.38		150.0	
		Z	5.04	66.28	16.95		150.0	
10021-DAB	GSM-FDD (TDMA, GMSK)	X	12.66	85.74	19.85	9.39	50.0	± 9.6 %
		Y	100.00	115.62	28.70		50.0	
		Z	100.00	123.67	32.95		50.0	
10023-DAB	GPRS-FDD (TDMA, GMSK, TN 0)	X	10.49	83.18	19.06	9.57	50.0	± 9.6 %
		Y	100.00	115.37	28.65		50.0	
		Z	100.00	123.24	32.82		50.0	
10024-DAB	GPRS-FDD (TDMA, GMSK, TN 0-1)	X	30.89	96.11	21.36	6.56	60.0	± 9.6 %
		Y	100.00	115.76	27.51		60.0	
		Z	100.00	126.38	32.70		60.0	
10025-DAB	EDGE-FDD (TDMA, 8PSK, TN 0)	X	4.99	72.36	25.92	12.57	50.0	± 9.6 %
		Y	12.74	102.33	40.28		50.0	
		Z	5.30	73.69	27.65		50.0	
10026-DAB	EDGE-FDD (TDMA, 8PSK, TN 0-1)	X	9.44	89.33	30.51	9.56	60.0	± 9.6 %
		Y	12.46	98.80	35.19		60.0	
		Z	7.86	86.03	30.51		60.0	
10027-DAB	GPRS-FDD (TDMA, GMSK, TN 0-1-2)	X	100.00	108.03	23.23	4.80	80.0	± 9.6 %
		Y	100.00	117.95	27.58		80.0	
		Z	100.00	129.63	33.06		80.0	
10028-DAB	GPRS-FDD (TDMA, GMSK, TN 0-1-2-3)	X	100.00	108.32	22.71	3.55	100.0	± 9.6 %
		Y	100.00	122.16	28.60		100.0	
		Z	100.00	132.93	33.53		100.0	
10029-DAB	EDGE-FDD (TDMA, 8PSK, TN 0-1-2)	X	6.28	80.96	26.28	7.80	80.0	± 9.6 %
		Y	6.96	85.32	29.11		80.0	
		Z	5.29	77.61	25.92		80.0	
10030-CAA	IEEE 802.15.1 Bluetooth (GFSK, DH1)	X	23.05	92.26	19.61	5.30	70.0	± 9.6 %
		Y	100.00	115.32	26.76		70.0	
		Z	100.00	126.49	32.09		70.0	
10031-CAA	IEEE 802.15.1 Bluetooth (GFSK, DH3)	X	100.00	107.60	21.20	1.88	100.0	± 9.6 %
		Y	100.00	131.06	30.63		100.0	
		Z	100.00	132.96	31.77		100.0	

10032-CAA	IEEE 802.15.1 Bluetooth (GFSK, DH5)	X	100.00	113.22	22.67	1.17	100.0	± 9.6 %
		Y	100.00	159.51	40.57		100.0	
		Z	4.77	98.55	23.61		100.0	
10033-CAA	IEEE 802.15.1 Bluetooth (PI/4-DQPSK, DH1)	X	5.95	81.54	20.62	5.30	70.0	± 9.6 %
		Y	31.39	111.74	31.08		70.0	
		Z	6.92	88.40	25.43		70.0	
10034-CAA	IEEE 802.15.1 Bluetooth (PI/4-DQPSK, DH3)	X	2.53	73.78	16.91	1.88	100.0	± 9.6 %
		Y	8.40	94.30	25.11		100.0	
		Z	2.04	71.57	17.30		100.0	
10035-CAA	IEEE 802.15.1 Bluetooth (PI/4-DQPSK, DH5)	X	1.92	71.48	15.91	1.17	100.0	± 9.6 %
		Y	4.80	87.19	22.72		100.0	
		Z	1.52	68.13	15.29		100.0	
10036-CAA	IEEE 802.15.1 Bluetooth (8-DPSK, DH1)	X	7.00	84.17	21.61	5.30	70.0	± 9.6 %
		Y	60.53	122.86	33.97		70.0	
		Z	8.35	92.00	26.74		70.0	
10037-CAA	IEEE 802.15.1 Bluetooth (8-DPSK, DH3)	X	2.42	73.25	16.65	1.88	100.0	± 9.6 %
		Y	7.51	92.72	24.60		100.0	
		Z	1.97	71.19	17.10		100.0	
10038-CAA	IEEE 802.15.1 Bluetooth (8-DPSK, DH5)	X	1.94	71.83	16.15	1.17	100.0	± 9.6 %
		Y	4.97	88.11	23.16		100.0	
		Z	1.52	68.29	15.45		100.0	
10039-CAB	CDMA2000 (1xRTT, RC1)	X	2.15	73.98	17.06	0.00	150.0	± 9.6 %
		Y	5.64	89.14	22.94		150.0	
		Z	1.50	66.92	13.82		150.0	
10042-CAB	IS-54 / IS-136 FDD (TDMA/FDM, PI/4-DQPSK, Halfrate)	X	9.98	82.49	17.56	7.78	50.0	± 9.6 %
		Y	100.00	112.59	26.38		50.0	
		Z	100.00	121.68	30.94		50.0	
10044-CAA	IS-91/EIA/TIA-553 FDD (FDMA, FM)	X	0.00	97.86	1.75	0.00	150.0	± 9.6 %
		Y	0.00	115.28	0.17		150.0	
		Z	0.01	89.38	7.52		150.0	
10048-CAA	DECT (TDD, TDMA/FDM, GFSK, Full Slot, 24)	X	7.18	75.26	17.75	13.80	25.0	± 9.6 %
		Y	19.36	89.79	23.13		25.0	
		Z	100.00	119.10	32.85		25.0	
10049-CAA	DECT (TDD, TDMA/FDM, GFSK, Double Slot, 12)	X	7.58	78.05	17.57	10.79	40.0	± 9.6 %
		Y	40.47	102.30	25.68		40.0	
		Z	100.00	121.63	32.57		40.0	
10056-CAA	UMTS-TDD (TD-SCDMA, 1.28 Mcps)	X	9.03	82.76	21.27	9.03	50.0	± 9.6 %
		Y	27.06	102.61	28.44		50.0	
		Z	20.85	101.14	29.48		50.0	
10058-DAB	EDGE-FDD (TDMA, 8PSK, TN 0-1-2-3)	X	4.87	76.45	23.78	6.55	100.0	± 9.6 %
		Y	5.10	79.07	25.85		100.0	
		Z	4.21	73.47	23.33		100.0	
10059-CAB	IEEE 802.11b WiFi 2.4 GHz (DSSS, 2 Mbps)	X	1.23	64.84	15.71	0.61	110.0	± 9.6 %
		Y	1.31	67.04	17.67		110.0	
		Z	1.18	62.94	14.51		110.0	
10060-CAB	IEEE 802.11b WiFi 2.4 GHz (DSSS, 5.5 Mbps)	X	5.37	91.70	23.52	1.30	110.0	± 9.6 %
		Y	100.00	145.92	39.22		110.0	
		Z	1.66	75.92	19.25		110.0	

10061-CAB	IEEE 802.11b WiFi 2.4 GHz (DSSS, 11 Mbps)	X	2.59	76.69	20.10	2.04	110.0	± 9.6 %
		Y	5.25	92.34	27.22		110.0	
		Z	1.92	72.23	19.28		110.0	
10062-CAB	IEEE 802.11a/h WiFi 5 GHz (OFDM, 6 Mbps)	X	4.73	66.55	16.45	0.49	100.0	± 9.6 %
		Y	4.79	66.94	16.88		100.0	
		Z	4.83	66.22	16.30		100.0	
10063-CAB	IEEE 802.11a/h WiFi 5 GHz (OFDM, 9 Mbps)	X	4.74	66.61	16.52	0.72	100.0	± 9.6 %
		Y	4.81	67.03	16.98		100.0	
		Z	4.85	66.32	16.42		100.0	
10064-CAB	IEEE 802.11a/h WiFi 5 GHz (OFDM, 12 Mbps)	X	5.05	66.89	16.74	0.86	100.0	± 9.6 %
		Y	5.11	67.30	17.20		100.0	
		Z	5.19	66.70	16.71		100.0	
10065-CAB	IEEE 802.11a/h WiFi 5 GHz (OFDM, 18 Mbps)	X	4.90	66.75	16.79	1.21	100.0	± 9.6 %
		Y	4.97	67.20	17.29		100.0	
		Z	5.05	66.61	16.83		100.0	
10066-CAB	IEEE 802.11a/h WiFi 5 GHz (OFDM, 24 Mbps)	X	4.92	66.75	16.92	1.46	100.0	± 9.6 %
		Y	4.99	67.21	17.44		100.0	
		Z	5.08	66.65	17.02		100.0	
10067-CAB	IEEE 802.11a/h WiFi 5 GHz (OFDM, 36 Mbps)	X	5.19	66.81	17.28	2.04	100.0	± 9.6 %
		Y	5.27	67.26	17.81		100.0	
		Z	5.38	66.77	17.47		100.0	
10068-CAB	IEEE 802.11a/h WiFi 5 GHz (OFDM, 48 Mbps)	X	5.26	66.92	17.50	2.55	100.0	± 9.6 %
		Y	5.33	67.41	18.07		100.0	
		Z	5.46	66.99	17.77		100.0	
10069-CAB	IEEE 802.11a/h WiFi 5 GHz (OFDM, 54 Mbps)	X	5.33	66.87	17.66	2.67	100.0	± 9.6 %
		Y	5.41	67.34	18.23		100.0	
		Z	5.54	66.91	17.94		100.0	
10071-CAB	IEEE 802.11g WiFi 2.4 GHz (DSSS/OFDM, 9 Mbps)	X	4.99	66.49	17.14	1.99	100.0	± 9.6 %
		Y	5.06	66.92	17.66		100.0	
		Z	5.15	66.40	17.28		100.0	
10072-CAB	IEEE 802.11g WiFi 2.4 GHz (DSSS/OFDM, 12 Mbps)	X	4.98	66.81	17.32	2.30	100.0	± 9.6 %
		Y	5.05	67.30	17.89		100.0	
		Z	5.14	66.77	17.52		100.0	
10073-CAB	IEEE 802.11g WiFi 2.4 GHz (DSSS/OFDM, 18 Mbps)	X	5.03	66.92	17.59	2.83	100.0	± 9.6 %
		Y	5.11	67.44	18.20		100.0	
		Z	5.21	66.91	17.86		100.0	
10074-CAB	IEEE 802.11g WiFi 2.4 GHz (DSSS/OFDM, 24 Mbps)	X	5.01	66.80	17.71	3.30	100.0	± 9.6 %
		Y	5.08	67.31	18.34		100.0	
		Z	5.18	66.81	18.04		100.0	
10075-CAB	IEEE 802.11g WiFi 2.4 GHz (DSSS/OFDM, 36 Mbps)	X	5.06	66.97	18.03	3.82	90.0	± 9.6 %
		Y	5.14	67.49	18.68		90.0	
		Z	5.25	67.05	18.43		90.0	
10076-CAB	IEEE 802.11g WiFi 2.4 GHz (DSSS/OFDM, 48 Mbps)	X	5.06	66.71	18.10	4.15	90.0	± 9.6 %
		Y	5.13	67.20	18.74		90.0	
		Z	5.23	66.74	18.50		90.0	
10077-CAB	IEEE 802.11g WiFi 2.4 GHz (DSSS/OFDM, 54 Mbps)	X	5.08	66.77	18.18	4.30	90.0	± 9.6 %
		Y	5.15	67.26	18.83		90.0	
		Z	5.25	66.77	18.58		90.0	

10081-CAB	CDMA2000 (1xRTT, RC3)	X	0.95	67.20	13.72	0.00	150.0	± 9.6 %
		Y	1.84	77.86	18.83		150.0	
		Z	0.83	63.27	11.54		150.0	
10082-CAB	IS-54 / IS-136 FDD (TDMA/FDM, PI/4-DQPSK, Fullrate)	X	0.72	58.34	3.85	4.77	80.0	± 9.6 %
		Y	0.80	60.00	5.01		80.0	
		Z	0.78	60.02	5.75		80.0	
10090-DAB	GPRS-FDD (TDMA, GMSK, TN 0-4)	X	29.15	95.48	21.21	6.56	60.0	± 9.6 %
		Y	100.00	115.79	27.54		60.0	
		Z	100.00	126.41	32.74		60.0	
10097-CAB	UMTS-FDD (HSDPA)	X	1.88	67.87	15.99	0.00	150.0	± 9.6 %
		Y	2.14	70.75	17.79		150.0	
		Z	1.73	65.15	14.30		150.0	
10098-CAB	UMTS-FDD (HSUPA, Subtest 2)	X	1.84	67.81	15.95	0.00	150.0	± 9.6 %
		Y	2.11	70.78	17.80		150.0	
		Z	1.69	65.08	14.24		150.0	
10099-DAB	EDGE-FDD (TDMA, 8PSK, TN 0-4)	X	9.47	89.38	30.52	9.56	60.0	± 9.6 %
		Y	12.54	98.89	35.21		60.0	
		Z	7.89	86.11	30.54		60.0	
10100-CAB	LTE-FDD (SC-FDMA, 100% RB, 20 MHz, QPSK)	X	3.25	70.73	16.93	0.00	150.0	± 9.6 %
		Y	3.69	73.26	18.35		150.0	
		Z	2.98	68.29	15.50		150.0	
10101-CAB	LTE-FDD (SC-FDMA, 100% RB, 20 MHz, 16-QAM)	X	3.32	67.71	16.08	0.00	150.0	± 9.6 %
		Y	3.47	68.78	16.86		150.0	
		Z	3.27	66.54	15.28		150.0	
10102-CAB	LTE-FDD (SC-FDMA, 100% RB, 20 MHz, 64-QAM)	X	3.43	67.67	16.18	0.00	150.0	± 9.6 %
		Y	3.56	68.63	16.89		150.0	
		Z	3.38	66.55	15.41		150.0	
10103-CAB	LTE-TDD (SC-FDMA, 100% RB, 20 MHz, QPSK)	X	6.21	74.23	19.42	3.98	65.0	± 9.6 %
		Y	6.88	77.07	21.19		65.0	
		Z	5.98	74.05	20.08		65.0	
10104-CAB	LTE-TDD (SC-FDMA, 100% RB, 20 MHz, 16-QAM)	X	6.42	73.10	19.79	3.98	65.0	± 9.6 %
		Y	6.52	74.28	20.86		65.0	
		Z	6.03	72.15	19.99		65.0	
10105-CAB	LTE-TDD (SC-FDMA, 100% RB, 20 MHz, 64-QAM)	X	6.09	72.02	19.63	3.98	65.0	± 9.6 %
		Y	5.92	72.21	20.23		65.0	
		Z	5.85	71.37	19.93		65.0	
10108-CAC	LTE-FDD (SC-FDMA, 100% RB, 10 MHz, QPSK)	X	2.85	69.93	16.76	0.00	150.0	± 9.6 %
		Y	3.22	72.45	18.22		150.0	
		Z	2.65	67.54	15.31		150.0	
10109-CAC	LTE-FDD (SC-FDMA, 100% RB, 10 MHz, 16-QAM)	X	2.99	67.57	16.02	0.00	150.0	± 9.6 %
		Y	3.14	68.79	16.90		150.0	
		Z	2.93	66.22	15.13		150.0	
10110-CAC	LTE-FDD (SC-FDMA, 100% RB, 5 MHz, QPSK)	X	2.32	68.97	16.39	0.00	150.0	± 9.6 %
		Y	2.65	71.77	18.06		150.0	
		Z	2.18	66.50	14.87		150.0	
10111-CAC	LTE-FDD (SC-FDMA, 100% RB, 5 MHz, 16-QAM)	X	2.72	68.46	16.43	0.00	150.0	± 9.6 %
		Y	2.92	70.13	17.54		150.0	
		Z	2.60	66.41	15.21		150.0	

10112-CAC	LTE-FDD (SC-FDMA, 100% RB, 10 MHz, 64-QAM)	X	3.11	67.54	16.08	0.00	150.0	± 9.6 %
		Y	3.25	68.64	16.88		150.0	
		Z	3.06	66.25	15.23		150.0	
10113-CAC	LTE-FDD (SC-FDMA, 100% RB, 5 MHz, 64-QAM)	X	2.88	68.57	16.55	0.00	150.0	± 9.6 %
		Y	3.07	70.09	17.57		150.0	
		Z	2.76	66.60	15.38		150.0	
10114-CAB	IEEE 802.11n (HT Greenfield, 13.5 Mbps, BPSK)	X	5.19	67.21	16.48	0.00	150.0	± 9.6 %
		Y	5.24	67.52	16.81		150.0	
		Z	5.22	66.70	16.13		150.0	
10115-CAB	IEEE 802.11n (HT Greenfield, 81 Mbps, 16-QAM)	X	5.53	67.47	16.62	0.00	150.0	± 9.6 %
		Y	5.58	67.77	16.93		150.0	
		Z	5.60	67.06	16.32		150.0	
10116-CAB	IEEE 802.11n (HT Greenfield, 135 Mbps, 64-QAM)	X	5.31	67.45	16.53	0.00	150.0	± 9.6 %
		Y	5.36	67.78	16.86		150.0	
		Z	5.35	66.97	16.19		150.0	
10117-CAB	IEEE 802.11n (HT Mixed, 13.5 Mbps, BPSK)	X	5.18	67.14	16.46	0.00	150.0	± 9.6 %
		Y	5.22	67.45	16.79		150.0	
		Z	5.23	66.72	16.16		150.0	
10118-CAB	IEEE 802.11n (HT Mixed, 81 Mbps, 16-QAM)	X	5.61	67.65	16.71	0.00	150.0	± 9.6 %
		Y	5.66	67.96	17.03		150.0	
		Z	5.67	67.22	16.41		150.0	
10119-CAB	IEEE 802.11n (HT Mixed, 135 Mbps, 64-QAM)	X	5.28	67.38	16.50	0.00	150.0	± 9.6 %
		Y	5.33	67.70	16.84		150.0	
		Z	5.33	66.93	16.18		150.0	
10140-CAB	LTE-FDD (SC-FDMA, 100% RB, 15 MHz, 16-QAM)	X	3.47	67.67	16.09	0.00	150.0	± 9.6 %
		Y	3.60	68.62	16.81		150.0	
		Z	3.43	66.56	15.35		150.0	
10141-CAB	LTE-FDD (SC-FDMA, 100% RB, 15 MHz, 64-QAM)	X	3.59	67.76	16.26	0.00	150.0	± 9.6 %
		Y	3.72	68.63	16.93		150.0	
		Z	3.55	66.67	15.53		150.0	
10142-CAC	LTE-FDD (SC-FDMA, 100% RB, 3 MHz, QPSK)	X	2.11	69.04	16.19	0.00	150.0	± 9.6 %
		Y	2.50	72.47	18.16		150.0	
		Z	1.95	66.19	14.52		150.0	
10143-CAC	LTE-FDD (SC-FDMA, 100% RB, 3 MHz, 16-QAM)	X	2.62	69.39	16.35	0.00	150.0	± 9.6 %
		Y	2.95	71.82	17.79		150.0	
		Z	2.42	66.67	14.90		150.0	
10144-CAC	LTE-FDD (SC-FDMA, 100% RB, 3 MHz, 64-QAM)	X	2.37	66.97	14.69	0.00	150.0	± 9.6 %
		Y	2.59	68.81	15.89		150.0	
		Z	2.31	65.30	13.79		150.0	
10145-CAC	LTE-FDD (SC-FDMA, 100% RB, 1.4 MHz, QPSK)	X	1.44	66.90	13.35	0.00	150.0	± 9.6 %
		Y	2.00	72.14	16.10		150.0	
		Z	1.34	64.27	12.14		150.0	
10146-CAC	LTE-FDD (SC-FDMA, 100% RB, 1.4 MHz, 16-QAM)	X	2.34	68.02	13.01	0.00	150.0	± 9.6 %
		Y	3.00	72.25	15.28		150.0	
		Z	3.24	72.73	16.47		150.0	
10147-CAC	LTE-FDD (SC-FDMA, 100% RB, 1.4 MHz, 64-QAM)	X	2.87	70.69	14.36	0.00	150.0	± 9.6 %
		Y	4.47	77.69	17.60		150.0	
		Z	4.29	77.00	18.41		150.0	

10149-CAB	LTE-FDD (SC-FDMA, 50% RB, 20 MHz, 16-QAM)	X	3.00	67.63	16.07	0.00	150.0	± 9.6 %
		Y	3.15	68.86	16.95		150.0	
		Z	2.94	66.27	15.17		150.0	
10150-CAB	LTE-FDD (SC-FDMA, 50% RB, 20 MHz, 64-QAM)	X	3.12	67.60	16.12	0.00	150.0	± 9.6 %
		Y	3.26	68.70	16.93		150.0	
		Z	3.07	66.29	15.26		150.0	
10151-CAB	LTE-TDD (SC-FDMA, 50% RB, 20 MHz, QPSK)	X	6.43	76.15	20.27	3.98	65.0	± 9.6 %
		Y	7.16	79.35	22.24		65.0	
		Z	5.94	75.38	20.78		65.0	
10152-CAB	LTE-TDD (SC-FDMA, 50% RB, 20 MHz, 16-QAM)	X	5.92	72.87	19.42	3.98	65.0	± 9.6 %
		Y	6.10	74.39	20.68		65.0	
		Z	5.56	71.98	19.74		65.0	
10153-CAB	LTE-TDD (SC-FDMA, 50% RB, 20 MHz, 64-QAM)	X	6.29	73.82	20.21	3.98	65.0	± 9.6 %
		Y	6.43	75.19	21.39		65.0	
		Z	5.85	72.67	20.40		65.0	
10154-CAC	LTE-FDD (SC-FDMA, 50% RB, 10 MHz, QPSK)	X	2.39	69.50	16.72	0.00	150.0	± 9.6 %
		Y	2.74	72.40	18.41		150.0	
		Z	2.22	66.84	15.10		150.0	
10155-CAC	LTE-FDD (SC-FDMA, 50% RB, 10 MHz, 16-QAM)	X	2.72	68.46	16.44	0.00	150.0	± 9.6 %
		Y	2.92	70.13	17.55		150.0	
		Z	2.60	66.41	15.21		150.0	
10156-CAC	LTE-FDD (SC-FDMA, 50% RB, 5 MHz, QPSK)	X	1.98	69.33	16.15	0.00	150.0	± 9.6 %
		Y	2.45	73.51	18.44		150.0	
		Z	1.79	66.10	14.32		150.0	
10157-CAC	LTE-FDD (SC-FDMA, 50% RB, 5 MHz, 16-QAM)	X	2.23	67.73	14.88	0.00	150.0	± 9.6 %
		Y	2.54	70.30	16.41		150.0	
		Z	2.11	65.52	13.74		150.0	
10158-CAC	LTE-FDD (SC-FDMA, 50% RB, 10 MHz, 64-QAM)	X	2.88	68.64	16.60	0.00	150.0	± 9.6 %
		Y	3.08	70.16	17.62		150.0	
		Z	2.76	66.63	15.41		150.0	
10159-CAC	LTE-FDD (SC-FDMA, 50% RB, 5 MHz, 64-QAM)	X	2.36	68.30	15.22	0.00	150.0	± 9.6 %
		Y	2.70	70.92	16.76		150.0	
		Z	2.21	65.90	14.00		150.0	
10160-CAB	LTE-FDD (SC-FDMA, 50% RB, 15 MHz, QPSK)	X	2.83	68.81	16.48	0.00	150.0	± 9.6 %
		Y	3.09	70.73	17.69		150.0	
		Z	2.71	66.91	15.27		150.0	
10161-CAB	LTE-FDD (SC-FDMA, 50% RB, 15 MHz, 16-QAM)	X	3.02	67.54	16.07	0.00	150.0	± 9.6 %
		Y	3.16	68.68	16.91		150.0	
		Z	2.96	66.16	15.18		150.0	
10162-CAB	LTE-FDD (SC-FDMA, 50% RB, 15 MHz, 64-QAM)	X	3.13	67.64	16.16	0.00	150.0	± 9.6 %
		Y	3.27	68.74	16.97		150.0	
		Z	3.07	66.26	15.28		150.0	
10166-CAC	LTE-FDD (SC-FDMA, 50% RB, 1.4 MHz, QPSK)	X	3.72	69.56	19.03	3.01	150.0	± 9.6 %
		Y	3.68	69.96	19.60		150.0	
		Z	3.81	69.11	19.25		150.0	
10167-CAC	LTE-FDD (SC-FDMA, 50% RB, 1.4 MHz, 16-QAM)	X	4.69	72.65	19.56	3.01	150.0	± 9.6 %
		Y	4.55	72.98	20.12		150.0	
		Z	4.61	71.80	19.74		150.0	

10168-CAC	LTE-FDD (SC-FDMA, 50% RB, 1.4 MHz, 64-QAM)	X	5.27	75.16	21.00	3.01	150.0	± 9.6 %
		Y	5.05	75.30	21.47		150.0	
		Z	5.04	73.81	20.97		150.0	
10169-CAB	LTE-FDD (SC-FDMA, 1 RB, 20 MHz, QPSK)	X	3.22	69.88	19.14	3.01	150.0	± 9.6 %
		Y	3.06	69.92	19.68		150.0	
		Z	3.23	69.35	19.43		150.0	
10170-CAB	LTE-FDD (SC-FDMA, 1 RB, 20 MHz, 16-QAM)	X	4.79	76.94	21.86	3.01	150.0	± 9.6 %
		Y	4.33	76.63	22.33		150.0	
		Z	4.36	75.29	21.86		150.0	
10171-AAB	LTE-FDD (SC-FDMA, 1 RB, 20 MHz, 64-QAM)	X	3.75	71.79	18.69	3.01	150.0	± 9.6 %
		Y	3.50	72.08	19.40		150.0	
		Z	3.61	71.16	19.10		150.0	
10172-CAB	LTE-TDD (SC-FDMA, 1 RB, 20 MHz, QPSK)	X	7.59	85.78	25.41	6.02	65.0	± 9.6 %
		Y	8.66	91.52	28.76		65.0	
		Z	8.16	89.81	29.06		65.0	
10173-CAB	LTE-TDD (SC-FDMA, 1 RB, 20 MHz, 16-QAM)	X	11.44	89.26	24.78	6.02	65.0	± 9.6 %
		Y	21.26	103.86	30.59		65.0	
		Z	16.70	101.03	31.14		65.0	
10174-CAB	LTE-TDD (SC-FDMA, 1 RB, 20 MHz, 64-QAM)	X	8.79	84.03	22.55	6.02	65.0	± 9.6 %
		Y	16.93	98.20	28.28		65.0	
		Z	14.42	96.84	29.27		65.0	
10175-CAC	LTE-FDD (SC-FDMA, 1 RB, 10 MHz, QPSK)	X	3.18	69.49	18.85	3.01	150.0	± 9.6 %
		Y	3.03	69.58	19.42		150.0	
		Z	3.18	69.01	19.16		150.0	
10176-CAC	LTE-FDD (SC-FDMA, 1 RB, 10 MHz, 16-QAM)	X	4.80	76.97	21.87	3.01	150.0	± 9.6 %
		Y	4.34	76.66	22.34		150.0	
		Z	4.37	75.31	21.87		150.0	
10177-CAE	LTE-FDD (SC-FDMA, 1 RB, 5 MHz, QPSK)	X	3.21	69.69	18.97	3.01	150.0	± 9.6 %
		Y	3.05	69.76	19.52		150.0	
		Z	3.21	69.20	19.28		150.0	
10178-CAC	LTE-FDD (SC-FDMA, 1 RB, 5 MHz, 16-QAM)	X	4.72	76.63	21.70	3.01	150.0	± 9.6 %
		Y	4.28	76.37	22.19		150.0	
		Z	4.31	75.00	21.70		150.0	
10179-CAC	LTE-FDD (SC-FDMA, 1 RB, 10 MHz, 64-QAM)	X	4.19	74.10	20.08	3.01	150.0	± 9.6 %
		Y	3.89	74.25	20.74		150.0	
		Z	3.95	73.09	20.34		150.0	
10180-CAC	LTE-FDD (SC-FDMA, 1 RB, 5 MHz, 64-QAM)	X	3.73	71.68	18.62	3.01	150.0	± 9.6 %
		Y	3.49	71.99	19.34		150.0	
		Z	3.60	71.06	19.03		150.0	
10181-CAB	LTE-FDD (SC-FDMA, 1 RB, 15 MHz, QPSK)	X	3.20	69.67	18.96	3.01	150.0	± 9.6 %
		Y	3.05	69.74	19.51		150.0	
		Z	3.21	69.17	19.27		150.0	
10182-CAB	LTE-FDD (SC-FDMA, 1 RB, 15 MHz, 16-QAM)	X	4.71	76.60	21.69	3.01	150.0	± 9.6 %
		Y	4.27	76.34	22.18		150.0	
		Z	4.30	74.97	21.69		150.0	
10183-AAA	LTE-FDD (SC-FDMA, 1 RB, 15 MHz, 64-QAM)	X	3.72	71.66	18.61	3.01	150.0	± 9.6 %
		Y	3.49	71.96	19.32		150.0	
		Z	3.59	71.03	19.02		150.0	

10184-CAC	LTE-FDD (SC-FDMA, 1 RB, 3 MHz, QPSK)	X	3.21	69.72	18.99	3.01	150.0	± 9.6 %
		Y	3.06	69.78	19.54		150.0	
		Z	3.22	69.22	19.29		150.0	
10185-CAC	LTE-FDD (SC-FDMA, 1 RB, 3 MHz, 16-QAM)	X	4.74	76.69	21.73	3.01	150.0	± 9.6 %
		Y	4.29	76.42	22.22		150.0	
		Z	4.32	75.05	21.72		150.0	
10186-AAC	LTE-FDD (SC-FDMA, 1 RB, 3 MHz, 64-QAM)	X	3.74	71.73	18.65	3.01	150.0	± 9.6 %
		Y	3.51	72.04	19.36		150.0	
		Z	3.61	71.10	19.06		150.0	
10187-CAC	LTE-FDD (SC-FDMA, 1 RB, 1.4 MHz, QPSK)	X	3.22	69.76	19.05	3.01	150.0	± 9.6 %
		Y	3.07	69.83	19.59		150.0	
		Z	3.22	69.24	19.33		150.0	
10188-CAC	LTE-FDD (SC-FDMA, 1 RB, 1.4 MHz, 16-QAM)	X	4.95	77.59	22.21	3.01	150.0	± 9.6 %
		Y	4.45	77.20	22.64		150.0	
		Z	4.48	75.81	22.15		150.0	
10189-AAC	LTE-FDD (SC-FDMA, 1 RB, 1.4 MHz, 64-QAM)	X	3.84	72.24	18.96	3.01	150.0	± 9.6 %
		Y	3.59	72.52	19.66		150.0	
		Z	3.69	71.56	19.35		150.0	
10193-CAB	IEEE 802.11n (HT Greenfield, 6.5 Mbps, BPSK)	X	4.60	66.63	16.23	0.00	150.0	± 9.6 %
		Y	4.65	66.97	16.59		150.0	
		Z	4.65	66.08	15.87		150.0	
10194-CAB	IEEE 802.11n (HT Greenfield, 39 Mbps, 16-QAM)	X	4.79	66.97	16.35	0.00	150.0	± 9.6 %
		Y	4.84	67.32	16.70		150.0	
		Z	4.84	66.44	15.98		150.0	
10195-CAB	IEEE 802.11n (HT Greenfield, 65 Mbps, 64-QAM)	X	4.83	66.99	16.36	0.00	150.0	± 9.6 %
		Y	4.88	67.33	16.71		150.0	
		Z	4.88	66.46	16.00		150.0	
10196-CAB	IEEE 802.11n (HT Mixed, 6.5 Mbps, BPSK)	X	4.61	66.71	16.26	0.00	150.0	± 9.6 %
		Y	4.66	67.06	16.62		150.0	
		Z	4.67	66.17	15.90		150.0	
10197-CAB	IEEE 802.11n (HT Mixed, 39 Mbps, 16-QAM)	X	4.80	66.99	16.36	0.00	150.0	± 9.6 %
		Y	4.85	67.34	16.71		150.0	
		Z	4.86	66.46	15.99		150.0	
10198-CAB	IEEE 802.11n (HT Mixed, 65 Mbps, 64-QAM)	X	4.83	67.01	16.37	0.00	150.0	± 9.6 %
		Y	4.88	67.35	16.72		150.0	
		Z	4.89	66.47	16.01		150.0	
10219-CAB	IEEE 802.11n (HT Mixed, 7.2 Mbps, BPSK)	X	4.56	66.73	16.22	0.00	150.0	± 9.6 %
		Y	4.61	67.09	16.59		150.0	
		Z	4.61	66.17	15.85		150.0	
10220-CAB	IEEE 802.11n (HT Mixed, 43.3 Mbps, 16-QAM)	X	4.80	66.97	16.35	0.00	150.0	± 9.6 %
		Y	4.85	67.32	16.71		150.0	
		Z	4.86	66.45	15.99		150.0	
10221-CAB	IEEE 802.11n (HT Mixed, 72.2 Mbps, 64-QAM)	X	4.84	66.94	16.36	0.00	150.0	± 9.6 %
		Y	4.89	67.27	16.71		150.0	
		Z	4.90	66.42	16.00		150.0	
10222-CAB	IEEE 802.11n (HT Mixed, 15 Mbps, BPSK)	X	5.15	67.16	16.46	0.00	150.0	± 9.6 %
		Y	5.20	67.47	16.79		150.0	
		Z	5.21	66.73	16.15		150.0	

10223-CAB	IEEE 802.11n (HT Mixed, 90 Mbps, 16-QAM)	X	5.47	67.34	16.57	0.00	150.0	± 9.6 %
		Y	5.51	67.63	16.88		150.0	
		Z	5.59	67.12	16.38		150.0	
10224-CAB	IEEE 802.11n (HT Mixed, 150 Mbps, 64-QAM)	X	5.20	67.26	16.44	0.00	150.0	± 9.6 %
		Y	5.25	67.57	16.77		150.0	
		Z	5.25	66.82	16.13		150.0	
10225-CAB	UMTS-FDD (HSPA+)	X	2.88	66.22	15.55	0.00	150.0	± 9.6 %
		Y	2.97	67.09	16.26		150.0	
		Z	2.87	65.11	14.86		150.0	
10226-CAA	LTE-TDD (SC-FDMA, 1 RB, 1.4 MHz, 16-QAM)	X	12.20	90.44	25.26	6.02	65.0	± 9.6 %
		Y	23.20	105.60	31.19		65.0	
		Z	17.85	102.44	31.67		65.0	
10227-CAA	LTE-TDD (SC-FDMA, 1 RB, 1.4 MHz, 64-QAM)	X	10.85	87.30	23.69	6.02	65.0	± 9.6 %
		Y	19.71	100.90	29.16		65.0	
		Z	17.17	100.20	30.40		65.0	
10228-CAA	LTE-TDD (SC-FDMA, 1 RB, 1.4 MHz, QPSK)	X	9.09	89.40	26.73	6.02	65.0	± 9.6 %
		Y	13.31	100.40	31.73		65.0	
		Z	9.00	92.29	30.06		65.0	
10229-CAB	LTE-TDD (SC-FDMA, 1 RB, 3 MHz, 16-QAM)	X	11.53	89.36	24.82	6.02	65.0	± 9.6 %
		Y	21.40	103.96	30.63		65.0	
		Z	16.83	101.14	31.18		65.0	
10230-CAB	LTE-TDD (SC-FDMA, 1 RB, 3 MHz, 64-QAM)	X	10.28	86.36	23.30	6.02	65.0	± 9.6 %
		Y	18.29	99.48	28.66		65.0	
		Z	16.16	98.96	29.94		65.0	
10231-CAB	LTE-TDD (SC-FDMA, 1 RB, 3 MHz, QPSK)	X	8.68	88.47	26.33	6.02	65.0	± 9.6 %
		Y	12.60	99.20	31.27		65.0	
		Z	8.68	91.47	29.70		65.0	
10232-CAB	LTE-TDD (SC-FDMA, 1 RB, 5 MHz, 16-QAM)	X	11.51	89.34	24.82	6.02	65.0	± 9.6 %
		Y	21.38	103.95	30.62		65.0	
		Z	16.80	101.12	31.17		65.0	
10233-CAB	LTE-TDD (SC-FDMA, 1 RB, 5 MHz, 64-QAM)	X	10.26	86.35	23.29	6.02	65.0	± 9.6 %
		Y	18.26	99.47	28.66		65.0	
		Z	16.12	98.94	29.93		65.0	
10234-CAB	LTE-TDD (SC-FDMA, 1 RB, 5 MHz, QPSK)	X	8.32	87.56	25.91	6.02	65.0	± 9.6 %
		Y	12.01	98.07	30.79		65.0	
		Z	8.43	90.73	29.33		65.0	
10235-CAB	LTE-TDD (SC-FDMA, 1 RB, 10 MHz, 16-QAM)	X	11.51	89.37	24.82	6.02	65.0	± 9.6 %
		Y	21.43	104.01	30.64		65.0	
		Z	16.80	101.15	31.18		65.0	
10236-CAB	LTE-TDD (SC-FDMA, 1 RB, 10 MHz, 64-QAM)	X	10.35	86.45	23.32	6.02	65.0	± 9.6 %
		Y	18.53	99.69	28.72		65.0	
		Z	16.34	99.16	29.99		65.0	
10237-CAB	LTE-TDD (SC-FDMA, 1 RB, 10 MHz, QPSK)	X	8.69	88.52	26.35	6.02	65.0	± 9.6 %
		Y	12.66	99.34	31.31		65.0	
		Z	8.69	91.53	29.72		65.0	
10238-CAB	LTE-TDD (SC-FDMA, 1 RB, 15 MHz, 16-QAM)	X	11.48	89.32	24.81	6.02	65.0	± 9.6 %
		Y	21.34	103.94	30.62		65.0	
		Z	16.76	101.10	31.16		65.0	

10239-CAB	LTE-TDD (SC-FDMA, 1 RB, 15 MHz, 64-QAM)	X	10.24	86.32	23.28	6.02	65.0	± 9.6 %
		Y	18.22	99.45	28.65		65.0	
		Z	16.08	98.91	29.93		65.0	
10240-CAB	LTE-TDD (SC-FDMA, 1 RB, 15 MHz, QPSK)	X	8.66	88.47	26.33	6.02	65.0	± 9.6 %
		Y	12.61	99.27	31.29		65.0	
		Z	8.66	91.48	29.70		65.0	
10241-CAA	LTE-TDD (SC-FDMA, 50% RB, 1.4 MHz, 16-QAM)	X	8.17	79.49	24.14	6.98	65.0	± 9.6 %
		Y	8.14	80.81	25.43		65.0	
		Z	7.67	78.70	25.18		65.0	
10242-CAA	LTE-TDD (SC-FDMA, 50% RB, 1.4 MHz, 64-QAM)	X	7.49	77.70	23.32	6.98	65.0	± 9.6 %
		Y	7.96	80.31	25.14		65.0	
		Z	7.37	77.74	24.67		65.0	
10243-CAA	LTE-TDD (SC-FDMA, 50% RB, 1.4 MHz, QPSK)	X	6.07	74.61	22.85	6.98	65.0	± 9.6 %
		Y	6.41	76.91	24.61		65.0	
		Z	6.07	74.44	23.97		65.0	
10244-CAB	LTE-TDD (SC-FDMA, 50% RB, 3 MHz, 16-QAM)	X	5.57	73.44	17.36	3.98	65.0	± 9.6 %
		Y	6.50	77.42	19.74		65.0	
		Z	6.94	79.37	21.90		65.0	
10245-CAB	LTE-TDD (SC-FDMA, 50% RB, 3 MHz, 64-QAM)	X	5.52	73.06	17.16	3.98	65.0	± 9.6 %
		Y	6.35	76.78	19.43		65.0	
		Z	6.86	78.86	21.63		65.0	
10246-CAB	LTE-TDD (SC-FDMA, 50% RB, 3 MHz, QPSK)	X	5.05	75.36	18.38	3.98	65.0	± 9.6 %
		Y	7.15	82.72	22.03		65.0	
		Z	5.05	76.83	20.45		65.0	
10247-CAB	LTE-TDD (SC-FDMA, 50% RB, 5 MHz, 16-QAM)	X	5.02	72.57	17.90	3.98	65.0	± 9.6 %
		Y	5.55	75.48	19.82		65.0	
		Z	4.85	72.71	19.13		65.0	
10248-CAB	LTE-TDD (SC-FDMA, 50% RB, 5 MHz, 64-QAM)	X	5.06	72.20	17.73	3.98	65.0	± 9.6 %
		Y	5.52	74.84	19.52		65.0	
		Z	4.92	72.36	18.93		65.0	
10249-CAB	LTE-TDD (SC-FDMA, 50% RB, 5 MHz, QPSK)	X	5.95	77.90	20.16	3.98	65.0	± 9.6 %
		Y	8.13	85.02	23.67		65.0	
		Z	5.52	77.92	21.45		65.0	
10250-CAB	LTE-TDD (SC-FDMA, 50% RB, 10 MHz, 16-QAM)	X	5.90	74.87	20.31	3.98	65.0	± 9.6 %
		Y	6.23	77.04	21.89		65.0	
		Z	5.41	73.70	20.69		65.0	
10251-CAB	LTE-TDD (SC-FDMA, 50% RB, 10 MHz, 64-QAM)	X	5.69	73.01	19.19	3.98	65.0	± 9.6 %
		Y	5.94	74.85	20.61		65.0	
		Z	5.33	72.15	19.66		65.0	
10252-CAB	LTE-TDD (SC-FDMA, 50% RB, 10 MHz, QPSK)	X	6.38	78.08	21.03	3.98	65.0	± 9.6 %
		Y	7.67	82.96	23.70		65.0	
		Z	5.74	77.07	21.63		65.0	
10253-CAB	LTE-TDD (SC-FDMA, 50% RB, 15 MHz, 16-QAM)	X	5.79	72.35	19.22	3.98	65.0	± 9.6 %
		Y	5.93	73.72	20.41		65.0	
		Z	5.43	71.38	19.51		65.0	
10254-CAB	LTE-TDD (SC-FDMA, 50% RB, 15 MHz, 64-QAM)	X	6.14	73.24	19.93	3.98	65.0	± 9.6 %
		Y	6.26	74.52	21.06		65.0	
		Z	5.72	72.08	20.13		65.0	

10255-CAB	LTE-TDD (SC-FDMA, 50% RB, 15 MHz, QPSK)	X	6.17	75.63	20.29	3.98	65.0	± 9.6 %
		Y	6.74	78.48	22.14		65.0	
		Z	5.66	74.60	20.69		65.0	
10256-CAA	LTE-TDD (SC-FDMA, 100% RB, 1.4 MHz, 16-QAM)	X	4.49	70.22	15.02	3.98	65.0	± 9.6 %
		Y	5.27	74.00	17.36		65.0	
		Z	6.50	78.47	20.78		65.0	
10257-CAA	LTE-TDD (SC-FDMA, 100% RB, 1.4 MHz, 64-QAM)	X	4.45	69.76	14.73	3.98	65.0	± 9.6 %
		Y	5.11	73.14	16.90		65.0	
		Z	6.35	77.62	20.33		65.0	
10258-CAA	LTE-TDD (SC-FDMA, 100% RB, 1.4 MHz, QPSK)	X	4.06	71.93	16.23	3.98	65.0	± 9.6 %
		Y	5.53	78.22	19.57		65.0	
		Z	4.44	74.89	19.09		65.0	
10259-CAB	LTE-TDD (SC-FDMA, 100% RB, 3 MHz, 16-QAM)	X	5.36	73.40	18.76	3.98	65.0	± 9.6 %
		Y	5.82	76.04	20.55		65.0	
		Z	5.07	73.02	19.65		65.0	
10260-CAB	LTE-TDD (SC-FDMA, 100% RB, 3 MHz, 64-QAM)	X	5.42	73.25	18.71	3.98	65.0	± 9.6 %
		Y	5.84	75.71	20.42		65.0	
		Z	5.14	72.89	19.60		65.0	
10261-CAB	LTE-TDD (SC-FDMA, 100% RB, 3 MHz, QPSK)	X	5.88	77.32	20.30	3.98	65.0	± 9.6 %
		Y	7.40	83.00	23.29		65.0	
		Z	5.39	76.83	21.26		65.0	
10262-CAB	LTE-TDD (SC-FDMA, 100% RB, 5 MHz, 16-QAM)	X	5.89	74.82	20.27	3.98	65.0	± 9.6 %
		Y	6.22	77.00	21.85		65.0	
		Z	5.41	73.67	20.66		65.0	
10263-CAB	LTE-TDD (SC-FDMA, 100% RB, 5 MHz, 64-QAM)	X	5.68	73.00	19.19	3.98	65.0	± 9.6 %
		Y	5.93	74.83	20.61		65.0	
		Z	5.33	72.14	19.66		65.0	
10264-CAB	LTE-TDD (SC-FDMA, 100% RB, 5 MHz, QPSK)	X	6.33	77.92	20.95	3.98	65.0	± 9.6 %
		Y	7.59	82.77	23.60		65.0	
		Z	5.71	76.94	21.56		65.0	
10265-CAB	LTE-TDD (SC-FDMA, 100% RB, 10 MHz, 16-QAM)	X	5.91	72.87	19.43	3.98	65.0	± 9.6 %
		Y	6.09	74.39	20.69		65.0	
		Z	5.56	71.98	19.75		65.0	
10266-CAB	LTE-TDD (SC-FDMA, 100% RB, 10 MHz, 64-QAM)	X	6.28	73.80	20.20	3.98	65.0	± 9.6 %
		Y	6.43	75.18	21.38		65.0	
		Z	5.84	72.66	20.39		65.0	
10267-CAB	LTE-TDD (SC-FDMA, 100% RB, 10 MHz, QPSK)	X	6.42	76.12	20.26	3.98	65.0	± 9.6 %
		Y	7.14	79.30	22.22		65.0	
		Z	5.94	75.35	20.77		65.0	
10268-CAB	LTE-TDD (SC-FDMA, 100% RB, 15 MHz, 16-QAM)	X	6.57	72.98	19.88	3.98	65.0	± 9.6 %
		Y	6.64	73.99	20.85		65.0	
		Z	6.18	71.97	20.03		65.0	
10269-CAB	LTE-TDD (SC-FDMA, 100% RB, 15 MHz, 64-QAM)	X	6.55	72.62	19.79	3.98	65.0	± 9.6 %
		Y	6.59	73.51	20.70		65.0	
		Z	6.15	71.57	19.91		65.0	
10270-CAB	LTE-TDD (SC-FDMA, 100% RB, 15 MHz, QPSK)	X	6.47	74.25	19.67	3.98	65.0	± 9.6 %
		Y	6.78	76.11	21.03		65.0	
		Z	6.05	73.48	20.03		65.0	

10274-CAB	UMTS-FDD (HSUPA, Subtest 5, 3GPP Rel8.10)	X	2.64	66.51	15.43	0.00	150.0	± 9.6 %
		Y	2.77	67.69	16.31		150.0	
		Z	2.58	65.09	14.55		150.0	
10275-CAB	UMTS-FDD (HSUPA, Subtest 5, 3GPP Rel8.4)	X	1.67	68.21	15.87	0.00	150.0	± 9.6 %
		Y	2.04	72.26	18.22		150.0	
		Z	1.52	65.18	13.96		150.0	
10277-CAA	PHS (QPSK)	X	2.71	62.64	8.38	9.03	50.0	± 9.6 %
		Y	2.82	63.41	9.03		50.0	
		Z	3.45	66.25	11.57		50.0	
10278-CAA	PHS (QPSK, BW 884MHz, Rolloff 0.5)	X	4.78	71.25	15.25	9.03	50.0	± 9.6 %
		Y	7.00	77.90	18.58		50.0	
		Z	10.55	86.47	23.24		50.0	
10279-CAA	PHS (QPSK, BW 884MHz, Rolloff 0.38)	X	4.91	71.52	15.41	9.03	50.0	± 9.6 %
		Y	7.20	78.20	18.73		50.0	
		Z	10.71	86.55	23.29		50.0	
10290-AAB	CDMA2000, RC1, SO55, Full Rate	X	1.66	70.15	15.14	0.00	150.0	± 9.6 %
		Y	3.07	79.82	19.45		150.0	
		Z	1.35	65.52	12.90		150.0	
10291-AAB	CDMA2000, RC3, SO55, Full Rate	X	0.93	66.93	13.57	0.00	150.0	± 9.6 %
		Y	1.74	77.07	18.51		150.0	
		Z	0.82	63.14	11.46		150.0	
10292-AAB	CDMA2000, RC3, SO32, Full Rate	X	1.25	72.13	16.41	0.00	150.0	± 9.6 %
		Y	7.02	99.56	26.47		150.0	
		Z	0.86	64.56	12.55		150.0	
10293-AAB	CDMA2000, RC3, SO3, Full Rate	X	2.16	80.46	20.24	0.00	150.0	± 9.6 %
		Y	100.00	142.85	37.68		150.0	
		Z	0.99	66.39	13.90		150.0	
10295-AAB	CDMA2000, RC1, SO3, 1/8th Rate 25 fr.	X	6.98	78.27	20.94	9.03	50.0	± 9.6 %
		Y	9.68	85.51	24.45		50.0	
		Z	8.07	82.82	24.49		50.0	
10297-AAA	LTE-FDD (SC-FDMA, 50% RB, 20 MHz, QPSK)	X	2.87	70.04	16.83	0.00	150.0	± 9.6 %
		Y	3.24	72.58	18.30		150.0	
		Z	2.66	67.61	15.36		150.0	
10298-AAB	LTE-FDD (SC-FDMA, 50% RB, 3 MHz, QPSK)	X	1.75	68.79	15.08	0.00	150.0	± 9.6 %
		Y	2.37	74.11	17.84		150.0	
		Z	1.56	65.42	13.36		150.0	
10299-AAB	LTE-FDD (SC-FDMA, 50% RB, 3 MHz, 16-QAM)	X	2.97	70.66	15.07	0.00	150.0	± 9.6 %
		Y	3.69	74.89	17.32		150.0	
		Z	3.50	73.22	17.37		150.0	
10300-AAB	LTE-FDD (SC-FDMA, 50% RB, 3 MHz, 64-QAM)	X	2.22	65.96	12.18	0.00	150.0	± 9.6 %
		Y	2.36	67.63	13.36		150.0	
		Z	2.62	67.98	14.25		150.0	
10301-AAA	IEEE 802.16e WiMAX (29:18, 5ms, 10MHz, QPSK, PUSC)	X	4.83	65.40	17.53	4.17	50.0	± 9.6 %
		Y	4.93	65.87	17.92		50.0	
		Z	5.01	65.02	17.25		50.0	
10302-AAA	IEEE 802.16e WiMAX (29:18, 5ms, 10MHz, QPSK, PUSC, 3 CTRL symbols)	X	5.25	65.75	18.09	4.96	50.0	± 9.6 %
		Y	5.44	66.62	18.71		50.0	
		Z	5.55	65.86	18.09		50.0	

10303-AAA	IEEE 802.16e WiMAX (31:15, 5ms, 10MHz, 64QAM, PUSC)	X	5.01	65.43	17.96	4.96	50.0	± 9.6 %
		Y	5.19	66.33	18.61		50.0	
		Z	5.32	65.61	18.00		50.0	
10304-AAA	IEEE 802.16e WiMAX (29:18, 5ms, 10MHz, 64QAM, PUSC)	X	4.80	65.28	17.45	4.17	50.0	± 9.6 %
		Y	4.98	66.11	18.04		50.0	
		Z	5.07	65.28	17.37		50.0	
10305-AAA	IEEE 802.16e WiMAX (31:15, 10ms, 10MHz, 64QAM, PUSC, 15 symbols)	X	4.52	67.36	19.68	6.02	35.0	± 9.6 %
		Y	4.86	69.35	20.97		35.0	
		Z	4.96	68.30	20.25		35.0	
10306-AAA	IEEE 802.16e WiMAX (29:18, 10ms, 10MHz, 64QAM, PUSC, 18 symbols)	X	4.80	66.24	19.14	6.02	35.0	± 9.6 %
		Y	5.04	67.64	20.13		35.0	
		Z	5.19	67.01	19.62		35.0	
10307-AAA	IEEE 802.16e WiMAX (29:18, 10ms, 10MHz, QPSK, PUSC, 18 symbols)	X	4.72	66.53	19.17	6.02	35.0	± 9.6 %
		Y	4.98	68.03	20.21		35.0	
		Z	5.13	67.35	19.66		35.0	
10308-AAA	IEEE 802.16e WiMAX (29:18, 10ms, 10MHz, 16QAM, PUSC)	X	4.69	66.69	19.29	6.02	35.0	± 9.6 %
		Y	4.96	68.27	20.37		35.0	
		Z	5.09	67.49	19.76		35.0	
10309-AAA	IEEE 802.16e WiMAX (29:18, 10ms, 10MHz, 16QAM, AMC 2x3, 18 symbols)	X	4.87	66.48	19.28	6.02	35.0	± 9.6 %
		Y	5.12	67.94	20.31		35.0	
		Z	5.28	67.31	19.78		35.0	
10310-AAA	IEEE 802.16e WiMAX (29:18, 10ms, 10MHz, QPSK, AMC 2x3, 18 symbols)	X	4.76	66.33	19.12	6.02	35.0	± 9.6 %
		Y	5.00	67.77	20.13		35.0	
		Z	5.15	67.10	19.59		35.0	
10311-AAA	LTE-FDD (SC-FDMA, 100% RB, 15 MHz, QPSK)	X	3.24	69.36	16.48	0.00	150.0	± 9.6 %
		Y	3.62	71.63	17.79		150.0	
		Z	2.98	67.05	15.11		150.0	
10313-AAA	iDEN 1:3	X	3.22	70.19	14.64	6.99	70.0	± 9.6 %
		Y	4.79	77.43	18.23		70.0	
		Z	3.34	73.51	17.67		70.0	
10314-AAA	iDEN 1:6	X	4.15	74.95	19.25	10.00	30.0	± 9.6 %
		Y	8.27	87.72	24.54		30.0	
		Z	4.83	79.76	22.77		30.0	
10315-AAB	IEEE 802.11b WiFi 2.4 GHz (DSSS, 1 Mbps, 96pc duty cycle)	X	1.10	63.80	15.26	0.17	150.0	± 9.6 %
		Y	1.15	65.64	16.96		150.0	
		Z	1.07	62.00	13.79		150.0	
10316-AAB	IEEE 802.11g WiFi 2.4 GHz (ERP-OFDM, 6 Mbps, 96pc duty cycle)	X	4.64	66.58	16.26	0.17	150.0	± 9.6 %
		Y	4.70	66.99	16.68		150.0	
		Z	4.72	66.18	16.03		150.0	
10317-AAB	IEEE 802.11a WiFi 5 GHz (OFDM, 6 Mbps, 96pc duty cycle)	X	4.64	66.58	16.26	0.17	150.0	± 9.6 %
		Y	4.70	66.99	16.68		150.0	
		Z	5.87	75.33	23.62		150.0	
10400-AAC	IEEE 802.11ac WiFi (20MHz, 64-QAM, 99pc duty cycle)	X	4.78	67.01	16.33	0.00	150.0	± 9.6 %
		Y	4.84	67.38	16.70		150.0	
		Z	4.85	66.49	15.97		150.0	
10401-AAC	IEEE 802.11ac WiFi (40MHz, 64-QAM, 99pc duty cycle)	X	5.45	67.13	16.44	0.00	150.0	± 9.6 %
		Y	5.49	67.42	16.76		150.0	
		Z	5.50	66.70	16.15		150.0	

10402-AAC	IEEE 802.11ac WiFi (80MHz, 64-QAM, 99pc duty cycle)	X	5.73	67.57	16.52	0.00	150.0	± 9.6 %
		Y	5.77	67.84	16.81		150.0	
		Z	5.79	67.21	16.26		150.0	
10403-AAB	CDMA2000 (1xEV-DO, Rev. 0)	X	1.66	70.15	15.14	0.00	115.0	± 9.6 %
		Y	3.07	79.82	19.45		115.0	
		Z	1.35	65.52	12.90		115.0	
10404-AAB	CDMA2000 (1xEV-DO, Rev. A)	X	1.66	70.15	15.14	0.00	115.0	± 9.6 %
		Y	3.07	79.82	19.45		115.0	
		Z	1.35	65.52	12.90		115.0	
10406-AAB	CDMA2000, RC3, SO32, SCH0, Full Rate	X	91.18	119.62	29.99	0.00	100.0	± 9.6 %
		Y	100.00	127.97	33.29		100.0	
		Z	40.06	115.65	31.34		100.0	
10410-AAA	LTE-TDD (SC-FDMA, 1 RB, 10 MHz, QPSK, UL Subframe=2,3,4,7,8,9)	X	0.79	60.00	4.21	2.23	80.0	± 9.6 %
		Y	0.70	60.00	4.19		80.0	
		Z	0.91	61.02	6.31		80.0	
10415-AAA	IEEE 802.11b WiFi 2.4 GHz (DSSS, 1 Mbps, 99pc duty cycle)	X	1.03	63.10	14.84	0.00	150.0	± 9.6 %
		Y	1.07	64.77	16.41		150.0	
		Z	1.01	61.45	13.30		150.0	
10416-AAA	IEEE 802.11g WiFi 2.4 GHz (ERP-OFDM, 6 Mbps, 99pc duty cycle)	X	4.61	66.67	16.28	0.00	150.0	± 9.6 %
		Y	4.65	67.01	16.64		150.0	
		Z	4.65	66.11	15.91		150.0	
10417-AAA	IEEE 802.11a/h WiFi 5 GHz (OFDM, 6 Mbps, 99pc duty cycle)	X	4.61	66.67	16.28	0.00	150.0	± 9.6 %
		Y	4.65	67.01	16.64		150.0	
		Z	4.65	66.11	15.91		150.0	
10418-AAA	IEEE 802.11g WiFi 2.4 GHz (DSSS-OFDM, 6 Mbps, 99pc duty cycle, Long preambule)	X	4.59	66.82	16.30	0.00	150.0	± 9.6 %
		Y	4.64	67.18	16.67		150.0	
		Z	4.63	66.22	15.90		150.0	
10419-AAA	IEEE 802.11g WiFi 2.4 GHz (DSSS-OFDM, 6 Mbps, 99pc duty cycle, Short preambule)	X	4.62	66.77	16.30	0.00	150.0	± 9.6 %
		Y	4.66	67.13	16.67		150.0	
		Z	4.66	66.19	15.91		150.0	
10422-AAA	IEEE 802.11n (HT Greenfield, 7.2 Mbps, BPSK)	X	4.74	66.78	16.31	0.00	150.0	± 9.6 %
		Y	4.78	67.11	16.67		150.0	
		Z	4.79	66.23	15.95		150.0	
10423-AAA	IEEE 802.11n (HT Greenfield, 43.3 Mbps, 16-QAM)	X	4.92	67.11	16.44	0.00	150.0	± 9.6 %
		Y	4.97	67.46	16.79		150.0	
		Z	4.99	66.60	16.09		150.0	
10424-AAA	IEEE 802.11n (HT Greenfield, 72.2 Mbps, 64-QAM)	X	4.84	67.06	16.41	0.00	150.0	± 9.6 %
		Y	4.89	67.41	16.77		150.0	
		Z	4.89	66.53	16.04		150.0	
10425-AAA	IEEE 802.11n (HT Greenfield, 15 Mbps, BPSK)	X	5.42	67.38	16.57	0.00	150.0	± 9.6 %
		Y	5.47	67.68	16.89		150.0	
		Z	5.48	66.94	16.26		150.0	
10426-AAA	IEEE 802.11n (HT Greenfield, 90 Mbps, 16-QAM)	X	5.43	67.38	16.57	0.00	150.0	± 9.6 %
		Y	5.47	67.69	16.89		150.0	
		Z	5.49	66.98	16.28		150.0	

10427-AAA	IEEE 802.11n (HT Greenfield, 150 Mbps, 64-QAM)	X	5.44	67.37	16.56	0.00	150.0	± 9.6 %
		Y	5.49	67.67	16.87		150.0	
		Z	5.51	66.98	16.28		150.0	
10430-AAA	LTE-FDD (OFDMA, 5 MHz, E-TM 3.1)	X	4.44	71.23	18.61	0.00	150.0	± 9.6 %
		Y	4.53	71.79	19.05		150.0	
		Z	4.24	69.11	17.48		150.0	
10431-AAA	LTE-FDD (OFDMA, 10 MHz, E-TM 3.1)	X	4.31	67.24	16.32	0.00	150.0	± 9.6 %
		Y	4.38	67.73	16.77		150.0	
		Z	4.36	66.51	15.88		150.0	
10432-AAA	LTE-FDD (OFDMA, 15 MHz, E-TM 3.1)	X	4.61	67.11	16.37	0.00	150.0	± 9.6 %
		Y	4.66	67.51	16.76		150.0	
		Z	4.66	66.50	15.97		150.0	
10433-AAA	LTE-FDD (OFDMA, 20 MHz, E-TM 3.1)	X	4.85	67.10	16.43	0.00	150.0	± 9.6 %
		Y	4.90	67.45	16.79		150.0	
		Z	4.91	66.57	16.07		150.0	
10434-AAA	W-CDMA (BS Test Model 1, 64 DPCH)	X	4.59	72.22	18.67	0.00	150.0	± 9.6 %
		Y	4.72	72.95	19.19		150.0	
		Z	4.29	69.66	17.40		150.0	
10435-AAA	LTE-TDD (SC-FDMA, 1 RB, 20 MHz, QPSK, UL Subframe=2,3,4,7,8,9)	X	0.80	60.00	4.20	2.23	80.0	± 9.6 %
		Y	0.70	60.00	4.18		80.0	
		Z	0.91	60.96	6.26		80.0	
10447-AAA	LTE-FDD (OFDMA, 5 MHz, E-TM 3.1, Clipping 44%)	X	3.62	67.31	15.77	0.00	150.0	± 9.6 %
		Y	3.73	68.10	16.39		150.0	
		Z	3.63	66.28	15.23		150.0	
10448-AAA	LTE-FDD (OFDMA, 10 MHz, E-TM 3.1, Clippin 44%)	X	4.14	67.01	16.18	0.00	150.0	± 9.6 %
		Y	4.21	67.52	16.65		150.0	
		Z	4.18	66.26	15.72		150.0	
10449-AAA	LTE-FDD (OFDMA, 15 MHz, E-TM 3.1, Cliping 44%)	X	4.41	66.94	16.27	0.00	150.0	± 9.6 %
		Y	4.47	67.37	16.68		150.0	
		Z	4.45	66.30	15.85		150.0	
10450-AAA	LTE-FDD (OFDMA, 20 MHz, E-TM 3.1, Clipping 44%)	X	4.60	66.87	16.29	0.00	150.0	± 9.6 %
		Y	4.65	67.24	16.66		150.0	
		Z	4.64	66.29	15.90		150.0	
10451-AAA	W-CDMA (BS Test Model 1, 64 DPCH, Clipping 44%)	X	3.53	67.56	15.47	0.00	150.0	± 9.6 %
		Y	3.68	68.51	16.16		150.0	
		Z	3.54	66.45	14.93		150.0	
10456-AAA	IEEE 802.11ac WiFi (160MHz, 64-QAM, 99pc duty cycle)	X	6.28	67.94	16.71	0.00	150.0	± 9.6 %
		Y	6.32	68.18	16.98		150.0	
		Z	6.35	67.64	16.50		150.0	
10457-AAA	UMTS-FDD (DC-HSDPA)	X	3.83	65.30	16.00	0.00	150.0	± 9.6 %
		Y	3.86	65.63	16.38		150.0	
		Z	3.85	64.75	15.60		150.0	
10458-AAA	CDMA2000 (1xEV-DO, Rev. B, 2 carriers)	X	3.35	66.84	14.90	0.00	150.0	± 9.6 %
		Y	3.49	67.77	15.60		150.0	
		Z	3.38	65.79	14.47		150.0	
10459-AAA	CDMA2000 (1xEV-DO, Rev. B, 3 carriers)	X	4.41	64.94	15.65	0.00	150.0	± 9.6 %
		Y	4.61	65.89	16.34		150.0	
		Z	4.53	64.40	15.42		150.0	

10460-AAA	UMTS-FDD (WCDMA, AMR)	X	0.94	68.59	16.56	0.00	150.0	± 9.6 %
		Y	1.48	78.27	21.72		150.0	
		Z	0.79	63.73	13.28		150.0	
10461-AAA	LTE-TDD (SC-FDMA, 1 RB, 1.4 MHz, QPSK, UL Subframe=2,3,4,7,8,9)	X	5.33	81.78	19.63	3.29	80.0	± 9.6 %
		Y	100.00	129.32	33.85		80.0	
		Z	100.00	135.97	37.68		80.0	
10462-AAA	LTE-TDD (SC-FDMA, 1 RB, 1.4 MHz, 16-QAM, UL Subframe=2,3,4,7,8,9)	X	1.41	62.43	9.49	3.23	80.0	± 9.6 %
		Y	32.54	96.24	21.16		80.0	
		Z	100.00	119.77	29.87		80.0	
10463-AAA	LTE-TDD (SC-FDMA, 1 RB, 1.4 MHz, 64-QAM, UL Subframe=2,3,4,7,8,9)	X	1.17	60.42	8.07	3.23	80.0	± 9.6 %
		Y	2.98	70.70	13.11		80.0	
		Z	100.00	115.85	28.02		80.0	
10464-AAA	LTE-TDD (SC-FDMA, 1 RB, 3 MHz, QPSK, UL Subframe=2,3,4,7,8,9)	X	4.01	77.58	17.68	3.23	80.0	± 9.6 %
		Y	100.00	126.69	32.46		80.0	
		Z	100.00	134.28	36.71		80.0	
10465-AAA	LTE-TDD (SC-FDMA, 1 RB, 3 MHz, 16-QAM, UL Subframe=2,3,4,7,8,9)	X	1.34	61.91	9.17	3.23	80.0	± 9.6 %
		Y	10.61	84.58	18.04		80.0	
		Z	100.00	119.05	29.52		80.0	
10466-AAA	LTE-TDD (SC-FDMA, 1 RB, 3 MHz, 64-QAM, UL Subframe=2,3,4,7,8,9)	X	1.14	60.13	7.88	3.23	80.0	± 9.6 %
		Y	2.28	68.07	12.06		80.0	
		Z	100.00	115.12	27.68		80.0	
10467-AAA	LTE-TDD (SC-FDMA, 1 RB, 5 MHz, QPSK, UL Subframe=2,3,4,7,8,9)	X	4.25	78.38	17.99	3.23	80.0	± 9.6 %
		Y	100.00	127.00	32.60		80.0	
		Z	100.00	134.55	36.83		80.0	
10468-AAA	LTE-TDD (SC-FDMA, 1 RB, 5 MHz, 16-QAM, UL Subframe=2,3,4,7,8,9)	X	1.35	62.02	9.25	3.23	80.0	± 9.6 %
		Y	13.43	87.05	18.74		80.0	
		Z	100.00	119.27	29.62		80.0	
10469-AAA	LTE-TDD (SC-FDMA, 1 RB, 5 MHz, 64-QAM, UL Subframe=2,3,4,7,8,9)	X	1.14	60.13	7.88	3.23	80.0	± 9.6 %
		Y	2.30	68.16	12.09		80.0	
		Z	100.00	115.16	27.69		80.0	
10470-AAA	LTE-TDD (SC-FDMA, 1 RB, 10 MHz, QPSK, UL Subframe=2,3,4,7,8,9)	X	4.24	78.37	17.98	3.23	80.0	± 9.6 %
		Y	100.00	127.04	32.60		80.0	
		Z	100.00	134.61	36.85		80.0	
10471-AAA	LTE-TDD (SC-FDMA, 1 RB, 10 MHz, 16-QAM, UL Subframe=2,3,4,7,8,9)	X	1.35	61.99	9.22	3.23	80.0	± 9.6 %
		Y	13.13	86.77	18.65		80.0	
		Z	100.00	119.23	29.60		80.0	
10472-AAA	LTE-TDD (SC-FDMA, 1 RB, 10 MHz, 64-QAM, UL Subframe=2,3,4,7,8,9)	X	1.13	60.10	7.85	3.23	80.0	± 9.6 %
		Y	2.27	68.04	12.04		80.0	
		Z	100.00	115.11	27.66		80.0	
10473-AAA	LTE-TDD (SC-FDMA, 1 RB, 15 MHz, QPSK, UL Subframe=2,3,4,7,8,9)	X	4.23	78.32	17.96	3.23	80.0	± 9.6 %
		Y	100.00	127.00	32.59		80.0	
		Z	100.00	134.58	36.83		80.0	
10474-AAA	LTE-TDD (SC-FDMA, 1 RB, 15 MHz, 16-QAM, UL Subframe=2,3,4,7,8,9)	X	1.34	61.97	9.21	3.23	80.0	± 9.6 %
		Y	12.83	86.55	18.59		80.0	
		Z	100.00	119.25	29.60		80.0	
10475-AAA	LTE-TDD (SC-FDMA, 1 RB, 15 MHz, 64-QAM, UL Subframe=2,3,4,7,8,9)	X	1.13	60.10	7.85	3.23	80.0	± 9.6 %
		Y	2.26	67.99	12.02		80.0	
		Z	100.00	115.13	27.67		80.0	

10477-AAA	LTE-TDD (SC-FDMA, 1 RB, 20 MHz, 16-QAM, UL Subframe=2,3,4,7,8,9)	X	1.33	61.86	9.13	3.23	80.0	± 9.6 %
		Y	10.69	84.62	18.03		80.0	
		Z	100.00	119.05	29.50		80.0	
10478-AAA	LTE-TDD (SC-FDMA, 1 RB, 20 MHz, 64-QAM, UL Subframe=2,3,4,7,8,9)	X	1.13	60.07	7.82	3.23	80.0	± 9.6 %
		Y	2.23	67.84	11.95		80.0	
		Z	100.00	115.07	27.64		80.0	
10479-AAA	LTE-TDD (SC-FDMA, 50% RB, 1.4 MHz, QPSK, UL Subframe=2,3,4,7,8,9)	X	1.01	60.00	6.83	1.99	80.0	± 9.6 %
		Y	0.91	60.00	7.34		80.0	
		Z	100.00	111.62	25.63		80.0	
10480-AAA	LTE-TDD (SC-FDMA, 50% RB, 1.4 MHz, 16-QAM, UL Subframe=2,3,4,7,8,9)	X	1.32	60.00	6.16	1.99	80.0	± 9.6 %
		Y	1.20	60.00	6.41		80.0	
		Z	1.57	62.08	9.17		80.0	
10481-AAA	LTE-TDD (SC-FDMA, 50% RB, 1.4 MHz, 64-QAM, UL Subframe=2,3,4,7,8,9)	X	1.36	60.00	5.93	1.99	80.0	± 9.6 %
		Y	1.24	60.00	6.15		80.0	
		Z	1.30	60.07	7.86		80.0	
10482-AAA	LTE-TDD (SC-FDMA, 50% RB, 3 MHz, QPSK, UL Subframe=2,3,4,7,8,9)	X	2.23	67.51	14.06	1.99	80.0	± 9.6 %
		Y	6.06	82.43	20.48		80.0	
		Z	2.43	68.81	15.73		80.0	
10483-AAA	LTE-TDD (SC-FDMA, 50% RB, 3 MHz, 16-QAM, UL Subframe=2,3,4,7,8,9)	X	2.89	67.22	13.57	1.99	80.0	± 9.6 %
		Y	6.15	78.40	18.64		80.0	
		Z	8.18	83.76	21.96		80.0	
10484-AAA	LTE-TDD (SC-FDMA, 50% RB, 3 MHz, 64-QAM, UL Subframe=2,3,4,7,8,9)	X	2.85	66.82	13.42	1.99	80.0	± 9.6 %
		Y	5.46	76.60	18.03		80.0	
		Z	7.29	81.75	21.28		80.0	
10485-AAA	LTE-TDD (SC-FDMA, 50% RB, 5 MHz, QPSK, UL Subframe=2,3,4,7,8,9)	X	2.77	70.22	16.16	1.99	80.0	± 9.6 %
		Y	6.11	83.48	21.98		80.0	
		Z	2.72	69.97	16.95		80.0	
10486-AAA	LTE-TDD (SC-FDMA, 50% RB, 5 MHz, 16-QAM, UL Subframe=2,3,4,7,8,9)	X	2.74	66.95	14.50	1.99	80.0	± 9.6 %
		Y	3.91	73.07	17.76		80.0	
		Z	2.83	67.25	15.49		80.0	
10487-AAA	LTE-TDD (SC-FDMA, 50% RB, 5 MHz, 64-QAM, UL Subframe=2,3,4,7,8,9)	X	2.77	66.72	14.41	1.99	80.0	± 9.6 %
		Y	3.81	72.31	17.46		80.0	
		Z	2.87	67.05	15.40		80.0	
10488-AAA	LTE-TDD (SC-FDMA, 50% RB, 10 MHz, QPSK, UL Subframe=2,3,4,7,8,9)	X	3.28	70.79	17.17	1.99	80.0	± 9.6 %
		Y	5.03	78.88	21.13		80.0	
		Z	3.14	69.98	17.44		80.0	
10489-AAA	LTE-TDD (SC-FDMA, 50% RB, 10 MHz, 16-QAM, UL Subframe=2,3,4,7,8,9)	X	3.23	67.82	16.16	1.99	80.0	± 9.6 %
		Y	3.83	71.44	18.39		80.0	
		Z	3.17	67.19	16.43		80.0	
10490-AAA	LTE-TDD (SC-FDMA, 50% RB, 10 MHz, 64-QAM, UL Subframe=2,3,4,7,8,9)	X	3.34	67.72	16.16	1.99	80.0	± 9.6 %
		Y	3.88	71.01	18.23		80.0	
		Z	3.28	67.10	16.42		80.0	
10491-AAA	LTE-TDD (SC-FDMA, 50% RB, 15 MHz, QPSK, UL Subframe=2,3,4,7,8,9)	X	3.56	69.76	16.97	1.99	80.0	± 9.6 %
		Y	4.56	74.79	19.73		80.0	
		Z	3.44	69.04	17.15		80.0	
10492-AAA	LTE-TDD (SC-FDMA, 50% RB, 15 MHz, 16-QAM, UL Subframe=2,3,4,7,8,9)	X	3.63	67.47	16.38	1.99	80.0	± 9.6 %
		Y	4.01	69.85	18.01		80.0	
		Z	3.57	66.82	16.51		80.0	

10493-AAA	LTE-TDD (SC-FDMA, 50% RB, 15 MHz, 64-QAM, UL Subframe=2,3,4,7,8,9)	X	3.71	67.38	16.37	1.99	80.0	± 9.6 %
		Y	4.06	69.59	17.92		80.0	
		Z	3.65	66.74	16.50		80.0	
10494-AAA	LTE-TDD (SC-FDMA, 50% RB, 20 MHz, QPSK, UL Subframe=2,3,4,7,8,9)	X	3.83	71.05	17.30	1.99	80.0	± 9.6 %
		Y	5.38	77.52	20.55		80.0	
		Z	3.69	70.41	17.53		80.0	
10495-AAA	LTE-TDD (SC-FDMA, 50% RB, 20 MHz, 16-QAM, UL Subframe=2,3,4,7,8,9)	X	3.67	67.87	16.56	1.99	80.0	± 9.6 %
		Y	4.09	70.47	18.28		80.0	
		Z	3.59	67.24	16.69		80.0	
10496-AAA	LTE-TDD (SC-FDMA, 50% RB, 20 MHz, 64-QAM, UL Subframe=2,3,4,7,8,9)	X	3.75	67.66	16.53	1.99	80.0	± 9.6 %
		Y	4.12	69.95	18.10		80.0	
		Z	3.68	67.02	16.64		80.0	
10497-AAA	LTE-TDD (SC-FDMA, 100% RB, 1.4 MHz, QPSK, UL Subframe=2,3,4,7,8,9)	X	1.52	63.17	11.11	1.99	80.0	± 9.6 %
		Y	3.23	73.40	16.16		80.0	
		Z	1.88	65.84	13.66		80.0	
10498-AAA	LTE-TDD (SC-FDMA, 100% RB, 1.4 MHz, 16-QAM, UL Subframe=2,3,4,7,8,9)	X	1.40	60.12	8.72	1.99	80.0	± 9.6 %
		Y	1.72	62.92	10.65		80.0	
		Z	1.79	62.59	11.20		80.0	
10499-AAA	LTE-TDD (SC-FDMA, 100% RB, 1.4 MHz, 64-QAM, UL Subframe=2,3,4,7,8,9)	X	1.41	60.00	8.54	1.99	80.0	± 9.6 %
		Y	1.65	62.20	10.15		80.0	
		Z	1.78	62.28	10.92		80.0	
10500-AAA	LTE-TDD (SC-FDMA, 100% RB, 3 MHz, QPSK, UL Subframe=2,3,4,7,8,9)	X	2.94	70.25	16.52	1.99	80.0	± 9.6 %
		Y	5.23	80.45	21.29		80.0	
		Z	2.84	69.66	17.05		80.0	
10501-AAA	LTE-TDD (SC-FDMA, 100% RB, 3 MHz, 16-QAM, UL Subframe=2,3,4,7,8,9)	X	2.97	67.41	15.20	1.99	80.0	± 9.6 %
		Y	3.87	72.37	17.99		80.0	
		Z	2.99	67.22	15.85		80.0	
10502-AAA	LTE-TDD (SC-FDMA, 100% RB, 3 MHz, 64-QAM, UL Subframe=2,3,4,7,8,9)	X	3.03	67.30	15.12	1.99	80.0	± 9.6 %
		Y	3.89	72.00	17.79		80.0	
		Z	3.05	67.15	15.78		80.0	
10503-AAA	LTE-TDD (SC-FDMA, 100% RB, 5 MHz, QPSK, UL Subframe=2,3,4,7,8,9)	X	3.23	70.58	17.07	1.99	80.0	± 9.6 %
		Y	4.93	78.55	20.99		80.0	
		Z	3.10	69.81	17.35		80.0	
10504-AAA	LTE-TDD (SC-FDMA, 100% RB, 5 MHz, 16-QAM, UL Subframe=2,3,4,7,8,9)	X	3.22	67.73	16.10	1.99	80.0	± 9.6 %
		Y	3.80	71.33	18.32		80.0	
		Z	3.16	67.12	16.38		80.0	
10505-AAA	LTE-TDD (SC-FDMA, 100% RB, 5 MHz, 64-QAM, UL Subframe=2,3,4,7,8,9)	X	3.32	67.63	16.10	1.99	80.0	± 9.6 %
		Y	3.85	70.89	18.16		80.0	
		Z	3.27	67.02	16.36		80.0	
10506-AAA	LTE-TDD (SC-FDMA, 100% RB, 10 MHz, QPSK, UL Subframe=2,3,4,7,8,9)	X	3.80	70.90	17.22	1.99	80.0	± 9.6 %
		Y	5.31	77.29	20.45		80.0	
		Z	3.67	70.28	17.46		80.0	
10507-AAA	LTE-TDD (SC-FDMA, 100% RB, 10 MHz, 16-QAM, UL Subframe=2,3,4,7,8,9)	X	3.65	67.81	16.52	1.99	80.0	± 9.6 %
		Y	4.07	70.39	18.24		80.0	
		Z	3.58	67.18	16.65		80.0	

10508-AAA	LTE-TDD (SC-FDMA, 100% RB, 10 MHz, 64-QAM, UL Subframe=2,3,4,7,8,9)	X	3.74	67.58	16.48	1.99	80.0	± 9.6 %
		Y	4.11	69.87	18.06		80.0	
		Z	3.67	66.96	16.60		80.0	
10509-AAA	LTE-TDD (SC-FDMA, 100% RB, 15 MHz, QPSK, UL Subframe=2,3,4,7,8,9)	X	4.16	69.96	16.94	1.99	80.0	± 9.6 %
		Y	5.10	74.10	19.24		80.0	
		Z	4.05	69.43	17.13		80.0	
10510-AAA	LTE-TDD (SC-FDMA, 100% RB, 15 MHz, 16-QAM, UL Subframe=2,3,4,7,8,9)	X	4.16	67.74	16.64	1.99	80.0	± 9.6 %
		Y	4.48	69.63	17.99		80.0	
		Z	4.09	67.18	16.73		80.0	
10511-AAA	LTE-TDD (SC-FDMA, 100% RB, 15 MHz, 64-QAM, UL Subframe=2,3,4,7,8,9)	X	4.21	67.52	16.60	1.99	80.0	± 9.6 %
		Y	4.49	69.21	17.86		80.0	
		Z	4.15	66.95	16.68		80.0	
10512-AAA	LTE-TDD (SC-FDMA, 100% RB, 20 MHz, QPSK, UL Subframe=2,3,4,7,8,9)	X	4.30	71.24	17.25	1.99	80.0	± 9.6 %
		Y	5.83	77.00	20.15		80.0	
		Z	4.17	70.77	17.51		80.0	
10513-AAA	LTE-TDD (SC-FDMA, 100% RB, 20 MHz, 16-QAM, UL Subframe=2,3,4,7,8,9)	X	4.04	67.99	16.71	1.99	80.0	± 9.6 %
		Y	4.41	70.16	18.20		80.0	
		Z	3.97	67.45	16.82		80.0	
10514-AAA	LTE-TDD (SC-FDMA, 100% RB, 20 MHz, 64-QAM, UL Subframe=2,3,4,7,8,9)	X	4.07	67.62	16.63	1.99	80.0	± 9.6 %
		Y	4.37	69.50	17.99		80.0	
		Z	3.99	67.05	16.72		80.0	
10515-AAA	IEEE 802.11b WiFi 2.4 GHz (DSSS, 2 Mbps, 99pc duty cycle)	X	0.99	63.29	14.91	0.00	150.0	± 9.6 %
		Y	1.04	65.17	16.62		150.0	
		Z	0.97	61.52	13.27		150.0	
10516-AAA	IEEE 802.11b WiFi 2.4 GHz (DSSS, 5.5 Mbps, 99pc duty cycle)	X	0.62	70.77	17.77	0.00	150.0	± 9.6 %
		Y	3.40	106.01	32.13		150.0	
		Z	0.47	63.18	12.64		150.0	
10517-AAA	IEEE 802.11b WiFi 2.4 GHz (DSSS, 11 Mbps, 99pc duty cycle)	X	0.84	65.31	15.62	0.00	150.0	± 9.6 %
		Y	0.99	69.60	18.67		150.0	
		Z	0.79	62.35	13.19		150.0	
10518-AAA	IEEE 802.11a/h WiFi 5 GHz (OFDM, 9 Mbps, 99pc duty cycle)	X	4.60	66.75	16.26	0.00	150.0	± 9.6 %
		Y	4.65	67.10	16.63		150.0	
		Z	4.65	66.18	15.88		150.0	
10519-AAA	IEEE 802.11a/h WiFi 5 GHz (OFDM, 12 Mbps, 99pc duty cycle)	X	4.80	67.00	16.39	0.00	150.0	± 9.6 %
		Y	4.85	67.35	16.75		150.0	
		Z	4.86	66.48	16.03		150.0	
10520-AAA	IEEE 802.11a/h WiFi 5 GHz (OFDM, 18 Mbps, 99pc duty cycle)	X	4.65	66.97	16.32	0.00	150.0	± 9.6 %
		Y	4.70	67.35	16.69		150.0	
		Z	4.71	66.42	15.94		150.0	
10521-AAA	IEEE 802.11a/h WiFi 5 GHz (OFDM, 24 Mbps, 99pc duty cycle)	X	4.58	66.97	16.30	0.00	150.0	± 9.6 %
		Y	4.64	67.36	16.69		150.0	
		Z	4.64	66.41	15.92		150.0	
10522-AAA	IEEE 802.11a/h WiFi 5 GHz (OFDM, 36 Mbps, 99pc duty cycle)	X	4.64	67.02	16.37	0.00	150.0	± 9.6 %
		Y	4.69	67.41	16.75		150.0	
		Z	4.68	66.40	15.96		150.0	

10523-AAA	IEEE 802.11a/h WiFi 5 GHz (OFDM, 48 Mbps, 99pc duty cycle)	X	4.51	66.90	16.22	0.00	150.0	± 9.6 %
		Y	4.57	67.30	16.61		150.0	
		Z	4.55	66.28	15.80		150.0	
10524-AAA	IEEE 802.11a/h WiFi 5 GHz (OFDM, 54 Mbps, 99pc duty cycle)	X	4.58	66.95	16.34	0.00	150.0	± 9.6 %
		Y	4.64	67.34	16.73		150.0	
		Z	4.64	66.36	15.94		150.0	
10525-AAA	IEEE 802.11ac WiFi (20MHz, MCS0, 99pc duty cycle)	X	4.56	66.00	15.94	0.00	150.0	± 9.6 %
		Y	4.62	66.38	16.32		150.0	
		Z	4.59	65.38	15.52		150.0	
10526-AAA	IEEE 802.11ac WiFi (20MHz, MCS1, 99pc duty cycle)	X	4.74	66.38	16.08	0.00	150.0	± 9.6 %
		Y	4.80	66.78	16.46		150.0	
		Z	4.78	65.77	15.67		150.0	
10527-AAA	IEEE 802.11ac WiFi (20MHz, MCS2, 99pc duty cycle)	X	4.66	66.35	16.03	0.00	150.0	± 9.6 %
		Y	4.72	66.76	16.42		150.0	
		Z	4.70	65.72	15.61		150.0	
10528-AAA	IEEE 802.11ac WiFi (20MHz, MCS3, 99pc duty cycle)	X	4.68	66.37	16.06	0.00	150.0	± 9.6 %
		Y	4.74	66.77	16.45		150.0	
		Z	4.71	65.75	15.64		150.0	
10529-AAA	IEEE 802.11ac WiFi (20MHz, MCS4, 99pc duty cycle)	X	4.68	66.37	16.06	0.00	150.0	± 9.6 %
		Y	4.74	66.77	16.45		150.0	
		Z	4.71	65.75	15.64		150.0	
10531-AAA	IEEE 802.11ac WiFi (20MHz, MCS6, 99pc duty cycle)	X	4.68	66.49	16.08	0.00	150.0	± 9.6 %
		Y	4.75	66.92	16.48		150.0	
		Z	4.72	65.87	15.66		150.0	
10532-AAA	IEEE 802.11ac WiFi (20MHz, MCS7, 99pc duty cycle)	X	4.53	66.35	16.02	0.00	150.0	± 9.6 %
		Y	4.60	66.79	16.43		150.0	
		Z	4.57	65.72	15.59		150.0	
10533-AAA	IEEE 802.11ac WiFi (20MHz, MCS8, 99pc duty cycle)	X	4.69	66.40	16.05	0.00	150.0	± 9.6 %
		Y	4.75	66.82	16.44		150.0	
		Z	4.73	65.77	15.62		150.0	
10534-AAA	IEEE 802.11ac WiFi (40MHz, MCS0, 99pc duty cycle)	X	5.20	66.49	16.11	0.00	150.0	± 9.6 %
		Y	5.26	66.81	16.44		150.0	
		Z	5.24	66.00	15.77		150.0	
10535-AAA	IEEE 802.11ac WiFi (40MHz, MCS1, 99pc duty cycle)	X	5.27	66.64	16.17	0.00	150.0	± 9.6 %
		Y	5.32	66.97	16.51		150.0	
		Z	5.31	66.13	15.82		150.0	
10536-AAA	IEEE 802.11ac WiFi (40MHz, MCS2, 99pc duty cycle)	X	5.14	66.61	16.14	0.00	150.0	± 9.6 %
		Y	5.20	66.96	16.49		150.0	
		Z	5.17	66.09	15.78		150.0	
10537-AAA	IEEE 802.11ac WiFi (40MHz, MCS3, 99pc duty cycle)	X	5.20	66.58	16.13	0.00	150.0	± 9.6 %
		Y	5.25	66.91	16.47		150.0	
		Z	5.24	66.09	15.79		150.0	
10538-AAA	IEEE 802.11ac WiFi (40MHz, MCS4, 99pc duty cycle)	X	5.30	66.61	16.19	0.00	150.0	± 9.6 %
		Y	5.35	66.94	16.52		150.0	
		Z	5.36	66.18	15.87		150.0	
10540-AAA	IEEE 802.11ac WiFi (40MHz, MCS6, 99pc duty cycle)	X	5.22	66.60	16.20	0.00	150.0	± 9.6 %
		Y	5.27	66.94	16.54		150.0	
		Z	5.26	66.11	15.85		150.0	

10541-AAA	IEEE 802.11ac WiFi (40MHz, MCS7, 99pc duty cycle)	X	5.19	66.49	16.13	0.00	150.0	± 9.6 %
		Y	5.25	66.81	16.46		150.0	
		Z	5.24	66.02	15.80		150.0	
10542-AAA	IEEE 802.11ac WiFi (40MHz, MCS8, 99pc duty cycle)	X	5.35	66.55	16.18	0.00	150.0	± 9.6 %
		Y	5.40	66.85	16.50		150.0	
		Z	5.40	66.09	15.86		150.0	
10543-AAA	IEEE 802.11ac WiFi (40MHz, MCS9, 99pc duty cycle)	X	5.43	66.58	16.21	0.00	150.0	± 9.6 %
		Y	5.48	66.88	16.52		150.0	
		Z	5.48	66.12	15.89		150.0	
10544-AAA	IEEE 802.11ac WiFi (80MHz, MCS0, 99pc duty cycle)	X	5.50	66.60	16.10	0.00	150.0	± 9.6 %
		Y	5.55	66.88	16.40		150.0	
		Z	5.53	66.14	15.78		150.0	
10545-AAA	IEEE 802.11ac WiFi (80MHz, MCS1, 99pc duty cycle)	X	5.70	66.99	16.24	0.00	150.0	± 9.6 %
		Y	5.76	67.31	16.56		150.0	
		Z	5.74	66.55	15.93		150.0	
10546-AAA	IEEE 802.11ac WiFi (80MHz, MCS2, 99pc duty cycle)	X	5.58	66.83	16.18	0.00	150.0	± 9.6 %
		Y	5.63	67.14	16.50		150.0	
		Z	5.62	66.41	15.88		150.0	
10547-AAA	IEEE 802.11ac WiFi (80MHz, MCS3, 99pc duty cycle)	X	5.65	66.88	16.19	0.00	150.0	± 9.6 %
		Y	5.71	67.19	16.51		150.0	
		Z	5.71	66.49	15.91		150.0	
10548-AAA	IEEE 802.11ac WiFi (80MHz, MCS4, 99pc duty cycle)	X	5.91	67.80	16.62	0.00	150.0	± 9.6 %
		Y	6.01	68.24	17.00		150.0	
		Z	6.02	67.55	16.41		150.0	
10550-AAA	IEEE 802.11ac WiFi (80MHz, MCS6, 99pc duty cycle)	X	5.60	66.82	16.18	0.00	150.0	± 9.6 %
		Y	5.65	67.12	16.49		150.0	
		Z	5.64	66.37	15.87		150.0	
10551-AAA	IEEE 802.11ac WiFi (80MHz, MCS7, 99pc duty cycle)	X	5.61	66.87	16.17	0.00	150.0	± 9.6 %
		Y	5.66	67.18	16.48		150.0	
		Z	5.66	66.46	15.87		150.0	
10552-AAA	IEEE 802.11ac WiFi (80MHz, MCS8, 99pc duty cycle)	X	5.52	66.67	16.08	0.00	150.0	± 9.6 %
		Y	5.57	66.96	16.39		150.0	
		Z	5.56	66.22	15.77		150.0	
10553-AAA	IEEE 802.11ac WiFi (80MHz, MCS9, 99pc duty cycle)	X	5.61	66.71	16.13	0.00	150.0	± 9.6 %
		Y	5.66	67.00	16.43		150.0	
		Z	5.65	66.29	15.83		150.0	
10554-AAA	IEEE 1602.11ac WiFi (160MHz, MCS0, 99pc duty cycle)	X	5.90	66.96	16.18	0.00	150.0	± 9.6 %
		Y	5.95	67.23	16.47		150.0	
		Z	5.93	66.55	15.91		150.0	
10555-AAA	IEEE 1602.11ac WiFi (160MHz, MCS1, 99pc duty cycle)	X	6.03	67.25	16.31	0.00	150.0	± 9.6 %
		Y	6.09	67.55	16.60		150.0	
		Z	6.08	66.88	16.04		150.0	
10556-AAA	IEEE 1602.11ac WiFi (160MHz, MCS2, 99pc duty cycle)	X	6.05	67.30	16.32	0.00	150.0	± 9.6 %
		Y	6.11	67.59	16.62		150.0	
		Z	6.09	66.89	16.04		150.0	
10557-AAA	IEEE 1602.11ac WiFi (160MHz, MCS3, 99pc duty cycle)	X	6.03	67.23	16.31	0.00	150.0	± 9.6 %
		Y	6.08	67.51	16.60		150.0	
		Z	6.07	66.85	16.05		150.0	

10558-AAA	IEEE 1602.11ac WiFi (160MHz, MCS4, 99pc duty cycle)	X	6.08	67.39	16.40	0.00	150.0	± 9.6 %
		Y	6.14	67.69	16.70		150.0	
		Z	6.13	67.04	16.15		150.0	
10560-AAA	IEEE 1602.11ac WiFi (160MHz, MCS6, 99pc duty cycle)	X	6.08	67.24	16.37	0.00	150.0	± 9.6 %
		Y	6.13	67.52	16.66		150.0	
		Z	6.13	66.88	16.11		150.0	
10561-AAA	IEEE 1602.11ac WiFi (160MHz, MCS7, 99pc duty cycle)	X	5.99	67.20	16.38	0.00	150.0	± 9.6 %
		Y	6.05	67.49	16.68		150.0	
		Z	6.04	66.82	16.12		150.0	
10562-AAA	IEEE 1602.11ac WiFi (160MHz, MCS8, 99pc duty cycle)	X	6.13	67.61	16.59	0.00	150.0	± 9.6 %
		Y	6.19	67.94	16.91		150.0	
		Z	6.20	67.30	16.36		150.0	
10563-AAA	IEEE 1602.11ac WiFi (160MHz, MCS9, 99pc duty cycle)	X	6.44	68.12	16.79	0.00	150.0	± 9.6 %
		Y	6.53	68.51	17.13		150.0	
		Z	6.52	67.81	16.56		150.0	
10564-AAA	IEEE 802.11g WiFi 2.4 GHz (DSSS-OFDM, 9 Mbps, 99pc duty cycle)	X	4.92	66.79	16.38	0.46	150.0	± 9.6 %
		Y	4.97	67.12	16.74		150.0	
		Z	4.99	66.34	16.10		150.0	
10565-AAA	IEEE 802.11g WiFi 2.4 GHz (DSSS-OFDM, 12 Mbps, 99pc duty cycle)	X	5.17	67.27	16.72	0.46	150.0	± 9.6 %
		Y	5.21	67.59	17.06		150.0	
		Z	5.25	66.83	16.44		150.0	
10566-AAA	IEEE 802.11g WiFi 2.4 GHz (DSSS-OFDM, 18 Mbps, 99pc duty cycle)	X	5.00	67.11	16.53	0.46	150.0	± 9.6 %
		Y	5.04	67.45	16.89		150.0	
		Z	5.07	66.67	16.25		150.0	
10567-AAA	IEEE 802.11g WiFi 2.4 GHz (DSSS-OFDM, 24 Mbps, 99pc duty cycle)	X	5.03	67.53	16.91	0.46	150.0	± 9.6 %
		Y	5.08	67.88	17.26		150.0	
		Z	5.09	67.02	16.57		150.0	
10568-AAA	IEEE 802.11g WiFi 2.4 GHz (DSSS-OFDM, 36 Mbps, 99pc duty cycle)	X	4.90	66.82	16.26	0.46	150.0	± 9.6 %
		Y	4.95	67.20	16.65		150.0	
		Z	4.98	66.39	16.00		150.0	
10569-AAA	IEEE 802.11g WiFi 2.4 GHz (DSSS-OFDM, 48 Mbps, 99pc duty cycle)	X	4.97	67.58	16.94	0.46	150.0	± 9.6 %
		Y	5.03	67.94	17.31		150.0	
		Z	5.03	67.03	16.59		150.0	
10570-AAA	IEEE 802.11g WiFi 2.4 GHz (DSSS-OFDM, 54 Mbps, 99pc duty cycle)	X	5.02	67.44	16.89	0.46	150.0	± 9.6 %
		Y	5.07	67.77	17.23		150.0	
		Z	5.08	66.91	16.54		150.0	
10571-AAA	IEEE 802.11b WiFi 2.4 GHz (DSSS, 1 Mbps, 90pc duty cycle)	X	1.17	64.20	15.38	0.46	130.0	± 9.6 %
		Y	1.24	66.16	17.20		130.0	
		Z	1.13	62.43	14.14		130.0	
10572-AAA	IEEE 802.11b WiFi 2.4 GHz (DSSS, 2 Mbps, 90pc duty cycle)	X	1.19	64.76	15.73	0.46	130.0	± 9.6 %
		Y	1.26	66.94	17.67		130.0	
		Z	1.14	62.77	14.37		130.0	
10573-AAA	IEEE 802.11b WiFi 2.4 GHz (DSSS, 5.5 Mbps, 90pc duty cycle)	X	1.58	80.73	21.33	0.46	130.0	± 9.6 %
		Y	100.00	160.16	44.33		130.0	
		Z	0.77	67.46	15.45		130.0	
10574-AAA	IEEE 802.11b WiFi 2.4 GHz (DSSS, 11 Mbps, 90pc duty cycle)	X	1.29	70.32	18.57	0.46	130.0	± 9.6 %
		Y	1.65	76.70	22.45		130.0	
		Z	1.08	65.57	15.83		130.0	

10575-AAA	IEEE 802.11g WiFi 2.4 GHz (DSSS-OFDM, 6 Mbps, 90pc duty cycle)	X	4.69	66.49	16.35	0.46	130.0	± 9.6 %
		Y	4.74	66.88	16.77		130.0	
		Z	4.78	66.12	16.16		130.0	
10576-AAA	IEEE 802.11g WiFi 2.4 GHz (DSSS-OFDM, 9 Mbps, 90pc duty cycle)	X	4.71	66.66	16.42	0.46	130.0	± 9.6 %
		Y	4.77	67.05	16.84		130.0	
		Z	4.80	66.27	16.21		130.0	
10577-AAA	IEEE 802.11g WiFi 2.4 GHz (DSSS-OFDM, 12 Mbps, 90pc duty cycle)	X	4.93	66.97	16.60	0.46	130.0	± 9.6 %
		Y	4.99	67.36	17.01		130.0	
		Z	5.03	66.62	16.41		130.0	
10578-AAA	IEEE 802.11g WiFi 2.4 GHz (DSSS-OFDM, 18 Mbps, 90pc duty cycle)	X	4.83	67.15	16.71	0.46	130.0	± 9.6 %
		Y	4.89	67.55	17.13		130.0	
		Z	4.92	66.75	16.49		130.0	
10579-AAA	IEEE 802.11g WiFi 2.4 GHz (DSSS-OFDM, 24 Mbps, 90pc duty cycle)	X	4.58	66.38	15.98	0.46	130.0	± 9.6 %
		Y	4.65	66.84	16.45		130.0	
		Z	4.69	66.09	15.84		130.0	
10580-AAA	IEEE 802.11g WiFi 2.4 GHz (DSSS-OFDM, 36 Mbps, 90pc duty cycle)	X	4.63	66.39	15.99	0.46	130.0	± 9.6 %
		Y	4.69	66.85	16.45		130.0	
		Z	4.74	66.08	15.84		130.0	
10581-AAA	IEEE 802.11g WiFi 2.4 GHz (DSSS-OFDM, 48 Mbps, 90pc duty cycle)	X	4.72	67.17	16.64	0.46	130.0	± 9.6 %
		Y	4.78	67.60	17.08		130.0	
		Z	4.81	66.76	16.41		130.0	
10582-AAA	IEEE 802.11g WiFi 2.4 GHz (DSSS-OFDM, 54 Mbps, 90pc duty cycle)	X	4.53	66.12	15.76	0.46	130.0	± 9.6 %
		Y	4.59	66.59	16.23		130.0	
		Z	4.65	65.87	15.64		130.0	
10583-AAA	IEEE 802.11a/h WiFi 5 GHz (OFDM, 6 Mbps, 90pc duty cycle)	X	4.69	66.49	16.35	0.46	130.0	± 9.6 %
		Y	4.74	66.88	16.77		130.0	
		Z	4.78	66.12	16.16		130.0	
10584-AAA	IEEE 802.11a/h WiFi 5 GHz (OFDM, 9 Mbps, 90pc duty cycle)	X	4.71	66.66	16.42	0.46	130.0	± 9.6 %
		Y	4.77	67.05	16.84		130.0	
		Z	4.80	66.27	16.21		130.0	
10585-AAA	IEEE 802.11a/h WiFi 5 GHz (OFDM, 12 Mbps, 90pc duty cycle)	X	4.93	66.97	16.60	0.46	130.0	± 9.6 %
		Y	4.99	67.36	17.01		130.0	
		Z	5.03	66.62	16.41		130.0	
10586-AAA	IEEE 802.11a/h WiFi 5 GHz (OFDM, 18 Mbps, 90pc duty cycle)	X	4.83	67.15	16.71	0.46	130.0	± 9.6 %
		Y	4.89	67.55	17.13		130.0	
		Z	4.92	66.75	16.49		130.0	
10587-AAA	IEEE 802.11a/h WiFi 5 GHz (OFDM, 24 Mbps, 90pc duty cycle)	X	4.58	66.38	15.98	0.46	130.0	± 9.6 %
		Y	4.65	66.84	16.45		130.0	
		Z	4.69	66.09	15.84		130.0	
10588-AAA	IEEE 802.11a/h WiFi 5 GHz (OFDM, 36 Mbps, 90pc duty cycle)	X	4.63	66.39	15.99	0.46	130.0	± 9.6 %
		Y	4.69	66.85	16.45		130.0	
		Z	4.74	66.08	15.84		130.0	
10589-AAA	IEEE 802.11a/h WiFi 5 GHz (OFDM, 48 Mbps, 90pc duty cycle)	X	4.72	67.17	16.64	0.46	130.0	± 9.6 %
		Y	4.78	67.60	17.08		130.0	
		Z	4.81	66.76	16.41		130.0	
10590-AAA	IEEE 802.11a/h WiFi 5 GHz (OFDM, 54 Mbps, 90pc duty cycle)	X	4.53	66.12	15.76	0.46	130.0	± 9.6 %
		Y	4.59	66.59	16.23		130.0	
		Z	4.65	65.87	15.64		130.0	

10591-AAA	IEEE 802.11n (HT Mixed, 20MHz, MCS0, 90pc duty cycle)	X	4.84	66.56	16.46	0.46	130.0	± 9.6 %
		Y	4.89	66.92	16.85		130.0	
		Z	4.93	66.22	16.27		130.0	
10592-AAA	IEEE 802.11n (HT Mixed, 20MHz, MCS1, 90pc duty cycle)	X	5.00	66.91	16.59	0.46	130.0	± 9.6 %
		Y	5.06	67.27	16.98		130.0	
		Z	5.10	66.56	16.40		130.0	
10593-AAA	IEEE 802.11n (HT Mixed, 20MHz, MCS2, 90pc duty cycle)	X	4.92	66.82	16.47	0.46	130.0	± 9.6 %
		Y	4.98	67.20	16.88		130.0	
		Z	5.03	66.49	16.30		130.0	
10594-AAA	IEEE 802.11n (HT Mixed, 20MHz, MCS3, 90pc duty cycle)	X	4.98	66.99	16.63	0.46	130.0	± 9.6 %
		Y	5.04	67.36	17.03		130.0	
		Z	5.08	66.64	16.44		130.0	
10595-AAA	IEEE 802.11n (HT Mixed, 20MHz, MCS4, 90pc duty cycle)	X	4.94	66.93	16.52	0.46	130.0	± 9.6 %
		Y	5.00	67.32	16.93		130.0	
		Z	5.05	66.60	16.34		130.0	
10596-AAA	IEEE 802.11n (HT Mixed, 20MHz, MCS5, 90pc duty cycle)	X	4.88	66.92	16.51	0.46	130.0	± 9.6 %
		Y	4.94	67.33	16.94		130.0	
		Z	4.99	66.58	16.33		130.0	
10597-AAA	IEEE 802.11n (HT Mixed, 20MHz, MCS6, 90pc duty cycle)	X	4.83	66.83	16.40	0.46	130.0	± 9.6 %
		Y	4.89	67.25	16.83		130.0	
		Z	4.94	66.50	16.23		130.0	
10598-AAA	IEEE 802.11n (HT Mixed, 20MHz, MCS7, 90pc duty cycle)	X	4.82	67.10	16.68	0.46	130.0	± 9.6 %
		Y	4.88	67.50	17.11		130.0	
		Z	4.91	66.73	16.48		130.0	
10599-AAA	IEEE 802.11n (HT Mixed, 40MHz, MCS0, 90pc duty cycle)	X	5.50	67.12	16.65	0.46	130.0	± 9.6 %
		Y	5.56	67.44	17.01		130.0	
		Z	5.62	66.91	16.54		130.0	
10600-AAA	IEEE 802.11n (HT Mixed, 40MHz, MCS1, 90pc duty cycle)	X	5.65	67.56	16.84	0.46	130.0	± 9.6 %
		Y	5.72	67.95	17.24		130.0	
		Z	5.81	67.48	16.80		130.0	
10601-AAA	IEEE 802.11n (HT Mixed, 40MHz, MCS2, 90pc duty cycle)	X	5.53	67.30	16.73	0.46	130.0	± 9.6 %
		Y	5.60	67.65	17.11		130.0	
		Z	5.67	67.13	16.63		130.0	
10602-AAA	IEEE 802.11n (HT Mixed, 40MHz, MCS3, 90pc duty cycle)	X	5.62	67.27	16.63	0.46	130.0	± 9.6 %
		Y	5.68	67.63	17.01		130.0	
		Z	5.76	67.14	16.56		130.0	
10603-AAA	IEEE 802.11n (HT Mixed, 40MHz, MCS4, 90pc duty cycle)	X	5.72	67.65	16.95	0.46	130.0	± 9.6 %
		Y	5.78	67.99	17.32		130.0	
		Z	5.85	67.45	16.84		130.0	
10604-AAA	IEEE 802.11n (HT Mixed, 40MHz, MCS5, 90pc duty cycle)	X	5.51	67.08	16.66	0.46	130.0	± 9.6 %
		Y	5.56	67.40	17.01		130.0	
		Z	5.62	66.87	16.54		130.0	
10605-AAA	IEEE 802.11n (HT Mixed, 40MHz, MCS6, 90pc duty cycle)	X	5.61	67.38	16.80	0.46	130.0	± 9.6 %
		Y	5.68	67.74	17.18		130.0	
		Z	5.73	67.16	16.69		130.0	
10606-AAA	IEEE 802.11n (HT Mixed, 40MHz, MCS7, 90pc duty cycle)	X	5.39	66.83	16.39	0.46	130.0	± 9.6 %
		Y	5.44	67.18	16.77		130.0	
		Z	5.50	66.63	16.29		130.0	

10607-AAA	IEEE 802.11ac WiFi (20MHz, MCS0, 90pc duty cycle)	X	4.67	65.87	16.07	0.46	130.0	± 9.6 %
		Y	4.74	66.28	16.50		130.0	
		Z	4.75	65.46	15.85		130.0	
10608-AAA	IEEE 802.11ac WiFi (20MHz, MCS1, 90pc duty cycle)	X	4.87	66.28	16.24	0.46	130.0	± 9.6 %
		Y	4.94	66.71	16.67		130.0	
		Z	4.96	65.88	16.02		130.0	
10609-AAA	IEEE 802.11ac WiFi (20MHz, MCS2, 90pc duty cycle)	X	4.76	66.12	16.08	0.46	130.0	± 9.6 %
		Y	4.83	66.58	16.53		130.0	
		Z	4.84	65.74	15.86		130.0	
10610-AAA	IEEE 802.11ac WiFi (20MHz, MCS3, 90pc duty cycle)	X	4.81	66.29	16.24	0.46	130.0	± 9.6 %
		Y	4.88	66.74	16.69		130.0	
		Z	4.90	65.89	16.02		130.0	
10611-AAA	IEEE 802.11ac WiFi (20MHz, MCS4, 90pc duty cycle)	X	4.72	66.09	16.09	0.46	130.0	± 9.6 %
		Y	4.80	66.55	16.54		130.0	
		Z	4.82	65.72	15.88		130.0	
10612-AAA	IEEE 802.11ac WiFi (20MHz, MCS5, 90pc duty cycle)	X	4.73	66.22	16.11	0.46	130.0	± 9.6 %
		Y	4.81	66.72	16.59		130.0	
		Z	4.83	65.85	15.91		130.0	
10613-AAA	IEEE 802.11ac WiFi (20MHz, MCS6, 90pc duty cycle)	X	4.74	66.13	16.01	0.46	130.0	± 9.6 %
		Y	4.82	66.61	16.48		130.0	
		Z	4.84	65.78	15.82		130.0	
10614-AAA	IEEE 802.11ac WiFi (20MHz, MCS7, 90pc duty cycle)	X	4.68	66.34	16.26	0.46	130.0	± 9.6 %
		Y	4.76	66.81	16.72		130.0	
		Z	4.77	65.93	16.03		130.0	
10615-AAA	IEEE 802.11ac WiFi (20MHz, MCS8, 90pc duty cycle)	X	4.72	65.89	15.84	0.46	130.0	± 9.6 %
		Y	4.80	66.37	16.31		130.0	
		Z	4.82	65.55	15.67		130.0	
10616-AAA	IEEE 802.11ac WiFi (40MHz, MCS0, 90pc duty cycle)	X	5.33	66.40	16.28	0.46	130.0	± 9.6 %
		Y	5.39	66.76	16.66		130.0	
		Z	5.42	66.11	16.11		130.0	
10617-AAA	IEEE 802.11ac WiFi (40MHz, MCS1, 90pc duty cycle)	X	5.39	66.52	16.31	0.46	130.0	± 9.6 %
		Y	5.45	66.90	16.70		130.0	
		Z	5.47	66.20	16.13		130.0	
10618-AAA	IEEE 802.11ac WiFi (40MHz, MCS2, 90pc duty cycle)	X	5.28	66.57	16.35	0.46	130.0	± 9.6 %
		Y	5.35	66.96	16.75		130.0	
		Z	5.36	66.25	16.17		130.0	
10619-AAA	IEEE 802.11ac WiFi (40MHz, MCS3, 90pc duty cycle)	X	5.30	66.38	16.19	0.46	130.0	± 9.6 %
		Y	5.37	66.78	16.59		130.0	
		Z	5.39	66.09	16.03		130.0	
10620-AAA	IEEE 802.11ac WiFi (40MHz, MCS4, 90pc duty cycle)	X	5.40	66.44	16.27	0.46	130.0	± 9.6 %
		Y	5.47	66.82	16.66		130.0	
		Z	5.52	66.23	16.15		130.0	
10621-AAA	IEEE 802.11ac WiFi (40MHz, MCS5, 90pc duty cycle)	X	5.39	66.57	16.46	0.46	130.0	± 9.6 %
		Y	5.45	66.91	16.82		130.0	
		Z	5.48	66.27	16.28		130.0	
10622-AAA	IEEE 802.11ac WiFi (40MHz, MCS6, 90pc duty cycle)	X	5.40	66.70	16.52	0.46	130.0	± 9.6 %
		Y	5.46	67.08	16.90		130.0	
		Z	5.48	66.38	16.32		130.0	

10623-AAA	IEEE 802.11ac WiFi (40MHz, MCS7, 90pc duty cycle)	X	5.27	66.23	16.15	0.46	130.0	± 9.6 %
		Y	5.34	66.60	16.54		130.0	
		Z	5.37	65.97	16.01		130.0	
10624-AAA	IEEE 802.11ac WiFi (40MHz, MCS8, 90pc duty cycle)	X	5.47	66.44	16.32	0.46	130.0	± 9.6 %
		Y	5.53	66.79	16.69		130.0	
		Z	5.57	66.18	16.17		130.0	
10625-AAA	IEEE 802.11ac WiFi (40MHz, MCS9, 90pc duty cycle)	X	5.86	67.46	16.88	0.46	130.0	± 9.6 %
		Y	5.95	67.90	17.29		130.0	
		Z	5.98	67.24	16.75		130.0	
10626-AAA	IEEE 802.11ac WiFi (80MHz, MCS0, 90pc duty cycle)	X	5.61	66.46	16.23	0.46	130.0	± 9.6 %
		Y	5.67	66.78	16.59		130.0	
		Z	5.68	66.18	16.08		130.0	
10627-AAA	IEEE 802.11ac WiFi (80MHz, MCS1, 90pc duty cycle)	X	5.85	66.99	16.46	0.46	130.0	± 9.6 %
		Y	5.92	67.36	16.83		130.0	
		Z	5.94	66.74	16.31		130.0	
10628-AAA	IEEE 802.11ac WiFi (80MHz, MCS2, 90pc duty cycle)	X	5.65	66.56	16.18	0.46	130.0	± 9.6 %
		Y	5.72	66.93	16.55		130.0	
		Z	5.75	66.35	16.06		130.0	
10629-AAA	IEEE 802.11ac WiFi (80MHz, MCS3, 90pc duty cycle)	X	5.74	66.66	16.22	0.46	130.0	± 9.6 %
		Y	5.81	67.02	16.59		130.0	
		Z	5.84	66.42	16.08		130.0	
10630-AAA	IEEE 802.11ac WiFi (80MHz, MCS4, 90pc duty cycle)	X	6.19	68.15	16.96	0.46	130.0	± 9.6 %
		Y	6.32	68.72	17.44		130.0	
		Z	6.40	68.23	16.98		130.0	
10631-AAA	IEEE 802.11ac WiFi (80MHz, MCS5, 90pc duty cycle)	X	6.10	68.02	17.10	0.46	130.0	± 9.6 %
		Y	6.19	68.43	17.48		130.0	
		Z	6.25	67.89	17.01		130.0	
10632-AAA	IEEE 802.11ac WiFi (80MHz, MCS6, 90pc duty cycle)	X	5.82	67.09	16.65	0.46	130.0	± 9.6 %
		Y	5.89	67.42	16.99		130.0	
		Z	5.91	66.80	16.48		130.0	
10633-AAA	IEEE 802.11ac WiFi (80MHz, MCS7, 90pc duty cycle)	X	5.72	66.75	16.30	0.46	130.0	± 9.6 %
		Y	5.79	67.09	16.66		130.0	
		Z	5.84	66.59	16.21		130.0	
10634-AAA	IEEE 802.11ac WiFi (80MHz, MCS8, 90pc duty cycle)	X	5.71	66.79	16.39	0.46	130.0	± 9.6 %
		Y	5.77	67.12	16.74		130.0	
		Z	5.81	66.56	16.25		130.0	
10635-AAA	IEEE 802.11ac WiFi (80MHz, MCS9, 90pc duty cycle)	X	5.58	66.08	15.75	0.46	130.0	± 9.6 %
		Y	5.65	66.45	16.14		130.0	
		Z	5.71	65.95	15.68		130.0	
10636-AAA	IEEE 1602.11ac WiFi (160MHz, MCS0, 90pc duty cycle)	X	6.02	66.84	16.33	0.46	130.0	± 9.6 %
		Y	6.08	67.15	16.67		130.0	
		Z	6.10	66.61	16.21		130.0	
10637-AAA	IEEE 1602.11ac WiFi (160MHz, MCS1, 90pc duty cycle)	X	6.17	67.20	16.49	0.46	130.0	± 9.6 %
		Y	6.25	67.55	16.84		130.0	
		Z	6.27	67.00	16.38		130.0	
10638-AAA	IEEE 1602.11ac WiFi (160MHz, MCS2, 90pc duty cycle)	X	6.17	67.18	16.45	0.46	130.0	± 9.6 %
		Y	6.25	67.52	16.80		130.0	
		Z	6.27	66.97	16.34		130.0	

10639-AAA	IEEE 1602.11ac WiFi (160MHz, MCS3, 90pc duty cycle)	X	6.16	67.16	16.49	0.46	130.0	± 9.6 %
		Y	6.23	67.49	16.84		130.0	
		Z	6.27	66.98	16.39		130.0	
10640-AAA	IEEE 1602.11ac WiFi (160MHz, MCS4, 90pc duty cycle)	X	6.17	67.17	16.44	0.46	130.0	± 9.6 %
		Y	6.25	67.53	16.80		130.0	
		Z	6.29	67.06	16.37		130.0	
10641-AAA	IEEE 1602.11ac WiFi (160MHz, MCS5, 90pc duty cycle)	X	6.20	67.02	16.38	0.46	130.0	± 9.6 %
		Y	6.26	67.35	16.72		130.0	
		Z	6.29	66.81	16.27		130.0	
10642-AAA	IEEE 1602.11ac WiFi (160MHz, MCS6, 90pc duty cycle)	X	6.26	67.35	16.72	0.46	130.0	± 9.6 %
		Y	6.32	67.65	17.04		130.0	
		Z	6.36	67.13	16.59		130.0	
10643-AAA	IEEE 1602.11ac WiFi (160MHz, MCS7, 90pc duty cycle)	X	6.08	66.98	16.43	0.46	130.0	± 9.6 %
		Y	6.15	67.33	16.78		130.0	
		Z	6.18	66.81	16.33		130.0	
10644-AAA	IEEE 1602.11ac WiFi (160MHz, MCS8, 90pc duty cycle)	X	6.27	67.55	16.73	0.46	130.0	± 9.6 %
		Y	6.35	67.94	17.11		130.0	
		Z	6.41	67.48	16.69		130.0	
10645-AAA	IEEE 1602.11ac WiFi (160MHz, MCS9, 90pc duty cycle)	X	6.70	68.38	17.09	0.46	130.0	± 9.6 %
		Y	6.82	68.87	17.52		130.0	
		Z	6.77	68.08	16.94		130.0	

[E] Uncertainty is determined using the max. deviation from linear response applying rectangular distribution and is expressed for the square of the field value.

Calibration Laboratory of
Schmid & Partner
Engineering AG
Zeughausstrasse 43, 8004 Zurich, Switzerland

S Schweizerischer Kalibrierdienst
C Service suisse d'étalonnage
Servizio svizzero di taratura
S Swiss Calibration Service

Accredited by the Swiss Accreditation Service (SAS)
The Swiss Accreditation Service is one of the signatories to the EA Multilateral Agreement for the recognition of calibration certificates

Accreditation No.: SCS 0108

Client **Sporton-TW (Auden)**

Certificate No: EX3-3931_Oct16

CALIBRATION CERTIFICATE

Object	EX3DV4 - SN:3931
Calibration procedure(s)	QA CAL-01.v9, QA CAL-14.v4, QA CAL-23.v5, QA CAL-25.v6 Calibration procedure for dosimetric E-field probes
Calibration date:	October 3, 2016

This calibration certificate documents the traceability to national standards, which realize the physical units of measurements (SI).
The measurements and the uncertainties with confidence probability are given on the following pages and are part of the certificate.

All calibrations have been conducted in the closed laboratory facility: environment temperature (22 ± 3)°C and humidity < 70%.

Calibration Equipment used (M&TE critical for calibration)

Primary Standards	ID	Cal Date (Certificate No.)	Scheduled Calibration
Power meter NRP	SN: 104778	06-Apr-16 (No. 217-02288/02289)	Apr-17
Power sensor NRP-Z91	SN: 103244	06-Apr-16 (No. 217-02288)	Apr-17
Power sensor NRP-Z91	SN: 103245	06-Apr-16 (No. 217-02289)	Apr-17
Reference 20 dB Attenuator	SN: S5277 (20x)	05-Apr-16 (No. 217-02293)	Apr-17
Reference Probe ES3DV2	SN: 3013	31-Dec-15 (No. ES3-3013_Dec15)	Dec-16
DAE4	SN: 660	23-Dec-15 (No. DAE4-660_Dec15)	Dec-16
Secondary Standards	ID	Check Date (in house)	Scheduled Check
Power meter E4419B	SN: GB41293874	06-Apr-16 (in house check Jun-16)	In house check: Jun-18
Power sensor E4412A	SN: MY41498087	06-Apr-16 (in house check Jun-16)	In house check: Jun-18
Power sensor E4412A	SN: 000110210	06-Apr-16 (in house check Jun-16)	In house check: Jun-18
RF generator HP 8648C	SN: US3642U01700	04-Aug-99 (in house check Jun-16)	In house check: Jun-18
Network Analyzer HP 8753E	SN: US37390585	18-Oct-01 (in house check Oct-15)	In house check: Oct-16

	Name	Function	Signature
Calibrated by:	Michael Weber	Laboratory Technician	MWeber
Approved by:	Katja Pokovic	Technical Manager	

Issued: October 4, 2016

This calibration certificate shall not be reproduced except in full without written approval of the laboratory.

Glossary:

TSL	tissue simulating liquid
NORMx,y,z	sensitivity in free space
ConvF	sensitivity in TSL / NORMx,y,z
DCP	diode compression point
CF	crest factor (1/duty_cycle) of the RF signal
A, B, C, D	modulation dependent linearization parameters
Polarization φ	φ rotation around probe axis
Polarization ϑ	ϑ rotation around an axis that is in the plane normal to probe axis (at measurement center), i.e., ϑ = 0 is normal to probe axis
Connector Angle	information used in DASY system to align probe sensor X to the robot coordinate system

Calibration is Performed According to the Following Standards:

a) IEEE Std 1528-2013, "IEEE Recommended Practice for Determining the Peak Spatial-Averaged Specific Absorption Rate (SAR) in the Human Head from Wireless Communications Devices: Measurement Techniques", June 2013
b) IEC 62209-1, "Procedure to measure the Specific Absorption Rate (SAR) for hand-held devices used in close proximity to the ear (frequency range of 300 MHz to 3 GHz)", February 2005
c) IEC 62209-2, "Procedure to determine the Specific Absorption Rate (SAR) for wireless communication devices used in close proximity to the human body (frequency range of 30 MHz to 6 GHz)", March 2010
d) KDB 865664, "SAR Measurement Requirements for 100 MHz to 6 GHz"

Methods Applied and Interpretation of Parameters:

- *NORMx,y,z:* Assessed for E-field polarization ϑ = 0 (f ≤ 900 MHz in TEM-cell; f > 1800 MHz: R22 waveguide). NORMx,y,z are only intermediate values, i.e., the uncertainties of NORMx,y,z does not affect the E^2-field uncertainty inside TSL (see below *ConvF*).
- *NORM(f)x,y,z = NORMx,y,z * frequency_response* (see Frequency Response Chart). This linearization is implemented in DASY4 software versions later than 4.2. The uncertainty of the frequency response is included in the stated uncertainty of *ConvF*.
- *DCPx,y,z:* DCP are numerical linearization parameters assessed based on the data of power sweep with CW signal (no uncertainty required). DCP does not depend on frequency nor media.
- *PAR:* PAR is the Peak to Average Ratio that is not calibrated but determined based on the signal characteristics
- *Ax,y,z; Bx,y,z; Cx,y,z; Dx,y,z; VRx,y,z: A, B, C, D* are numerical linearization parameters assessed based on the data of power sweep for specific modulation signal. The parameters do not depend on frequency nor media. *VR* is the maximum calibration range expressed in RMS voltage across the diode.
- *ConvF and Boundary Effect Parameters:* Assessed in flat phantom using E-field (or Temperature Transfer Standard for f ≤ 800 MHz) and inside waveguide using analytical field distributions based on power measurements for f > 800 MHz. The same setups are used for assessment of the parameters applied for boundary compensation (alpha, depth) of which typical uncertainty values are given. These parameters are used in DASY4 software to improve probe accuracy close to the boundary. The sensitivity in TSL corresponds to *NORMx,y,z * ConvF* whereby the uncertainty corresponds to that given for *ConvF*. A frequency dependent *ConvF* is used in DASY version 4.4 and higher which allows extending the validity from ± 50 MHz to ± 100 MHz.
- *Spherical isotropy (3D deviation from isotropy)*: in a field of low gradients realized using a flat phantom exposed by a patch antenna.
- *Sensor Offset*: The sensor offset corresponds to the offset of virtual measurement center from the probe tip (on probe axis). No tolerance required.
- *Connector Angle*: The angle is assessed using the information gained by determining the *NORMx* (no uncertainty required).

Probe EX3DV4

SN:3931

Manufactured:	July 24, 2013
Repaired:	September 27, 2016
Calibrated:	October 3, 2016

Calibrated for DASY/EASY Systems
(Note: non-compatible with DASY2 system!)

DASY/EASY - Parameters of Probe: EX3DV4 - SN:3931

Basic Calibration Parameters

	Sensor X	Sensor Y	Sensor Z	Unc (k=2)
Norm ($\mu V/(V/m)^2$)[A]	0.50	0.56	0.47	± 10.1 %
DCP (mV)[B]	99.3	102.3	99.2	

Modulation Calibration Parameters

UID	Communication System Name		A dB	B dB√μV	C	D dB	VR mV	Unc[E] (k=2)
0	CW	X	0.0	0.0	1.0	0.00	165.2	±2.2 %
		Y	0.0	0.0	1.0		169.6	
		Z	0.0	0.0	1.0		158.4	

Note: For details on UID parameters see Appendix.

Sensor Model Parameters

	C1 fF	C2 fF	α V^{-1}	T1 $ms.V^{-2}$	T2 $ms.V^{-1}$	T3 ms	T4 V^{-2}	T5 V^{-1}	T6
X	39.73	299.4	36.38	13.81	1.099	5.004	0.119	0.351	1.005
Y	59.82	447.7	35.85	21.83	1.546	5.045	0.719	0.472	1.007
Z	54.23	405.8	35.74	19.34	1.491	5.007	0.433	0.514	1.005

The reported uncertainty of measurement is stated as the standard uncertainty of measurement multiplied by the coverage factor k=2, which for a normal distribution corresponds to a coverage probability of approximately 95%.

[A] The uncertainties of Norm X,Y,Z do not affect the E^2-field uncertainty inside TSL (see Pages 5 and 6).
[B] Numerical linearization parameter: uncertainty not required.
[E] Uncertainty is determined using the max. deviation from linear response applying rectangular distribution and is expressed for the square of the field value.

DASY/EASY - Parameters of Probe: EX3DV4 - SN:3931

Calibration Parameter Determined in Head Tissue Simulating Media

f (MHz) [C]	Relative Permittivity [F]	Conductivity (S/m) [F]	ConvF X	ConvF Y	ConvF Z	Alpha [G]	Depth [G] (mm)	Unc (k=2)
750	41.9	0.89	10.68	10.68	10.68	0.47	0.86	± 12.0 %
835	41.5	0.90	10.35	10.35	10.35	0.43	0.80	± 12.0 %
900	41.5	0.97	10.09	10.09	10.09	0.44	0.86	± 12.0 %
1450	40.5	1.20	8.73	8.73	8.73	0.45	0.80	± 12.0 %
1750	40.1	1.37	8.68	8.68	8.68	0.37	0.80	± 12.0 %
1900	40.0	1.40	8.42	8.42	8.42	0.34	0.80	± 12.0 %
2000	40.0	1.40	8.43	8.43	8.43	0.37	0.80	± 12.0 %
2300	39.5	1.67	7.94	7.94	7.94	0.28	0.86	± 12.0 %
2450	39.2	1.80	7.60	7.60	7.60	0.36	0.84	± 12.0 %
2600	39.0	1.96	7.37	7.37	7.37	0.31	0.97	± 12.0 %
5250	35.9	4.71	5.38	5.38	5.38	0.35	1.80	± 13.1 %
5600	35.5	5.07	4.68	4.68	4.68	0.40	1.80	± 13.1 %
5750	35.4	5.22	4.84	4.84	4.84	0.40	1.80	± 13.1 %

[C] Frequency validity above 300 MHz of ± 100 MHz only applies for DASY v4.4 and higher (see Page 2), else it is restricted to ± 50 MHz. The uncertainty is the RSS of the ConvF uncertainty at calibration frequency and the uncertainty for the indicated frequency band. Frequency validity below 300 MHz is ± 10, 25, 40, 50 and 70 MHz for ConvF assessments at 30, 64, 128, 150 and 220 MHz respectively. Above 5 GHz frequency validity can be extended to ± 110 MHz.

[F] At frequencies below 3 GHz, the validity of tissue parameters (ε and σ) can be relaxed to ± 10% if liquid compensation formula is applied to measured SAR values. At frequencies above 3 GHz, the validity of tissue parameters (ε and σ) is restricted to ± 5%. The uncertainty is the RSS of the ConvF uncertainty for indicated target tissue parameters.

[G] Alpha/Depth are determined during calibration. SPEAG warrants that the remaining deviation due to the boundary effect after compensation is always less than ± 1% for frequencies below 3 GHz and below ± 2% for frequencies between 3-6 GHz at any distance larger than half the probe tip diameter from the boundary.

DASY/EASY - Parameters of Probe: EX3DV4 - SN:3931

Calibration Parameter Determined in Body Tissue Simulating Media

f (MHz) [C]	Relative Permittivity [F]	Conductivity (S/m) [F]	ConvF X	ConvF Y	ConvF Z	Alpha [G]	Depth [G] (mm)	Unc (k=2)
750	55.5	0.96	10.37	10.37	10.37	0.38	0.97	± 12.0 %
835	55.2	0.97	10.14	10.14	10.14	0.36	0.99	± 12.0 %
1450	54.0	1.30	8.53	8.53	8.53	0.31	0.80	± 12.0 %
1750	53.4	1.49	8.45	8.45	8.45	0.37	0.80	± 12.0 %
1900	53.3	1.52	8.14	8.14	8.14	0.33	0.90	± 12.0 %
2300	52.9	1.81	7.96	7.96	7.96	0.39	0.80	± 12.0 %
2450	52.7	1.95	7.73	7.73	7.73	0.38	0.85	± 12.0 %
2600	52.5	2.16	7.46	7.46	7.46	0.25	0.95	± 12.0 %
5250	48.9	5.36	4.57	4.57	4.57	0.50	1.90	± 13.1 %
5600	48.5	5.77	3.71	3.71	3.71	0.60	1.90	± 13.1 %
5750	48.3	5.94	4.01	4.01	4.01	0.60	1.90	± 13.1 %

[C] Frequency validity above 300 MHz of ± 100 MHz only applies for DASY v4.4 and higher (see Page 2), else it is restricted to ± 50 MHz. The uncertainty is the RSS of the ConvF uncertainty at calibration frequency and the uncertainty for the indicated frequency band. Frequency validity below 300 MHz is ± 10, 25, 40, 50 and 70 MHz for ConvF assessments at 30, 64, 128, 150 and 220 MHz respectively. Above 5 GHz frequency validity can be extended to ± 110 MHz.

[F] At frequencies below 3 GHz, the validity of tissue parameters (ε and σ) can be relaxed to ± 10% if liquid compensation formula is applied to measured SAR values. At frequencies above 3 GHz, the validity of tissue parameters (ε and σ) is restricted to ± 5%. The uncertainty is the RSS of the ConvF uncertainty for indicated target tissue parameters.

[G] Alpha/Depth are determined during calibration. SPEAG warrants that the remaining deviation due to the boundary effect after compensation is always less than ± 1% for frequencies below 3 GHz and below ± 2% for frequencies between 3-6 GHz at any distance larger than half the probe tip diameter from the boundary.

Frequency Response of E-Field
(TEM-Cell:ifi110 EXX, Waveguide: R22)

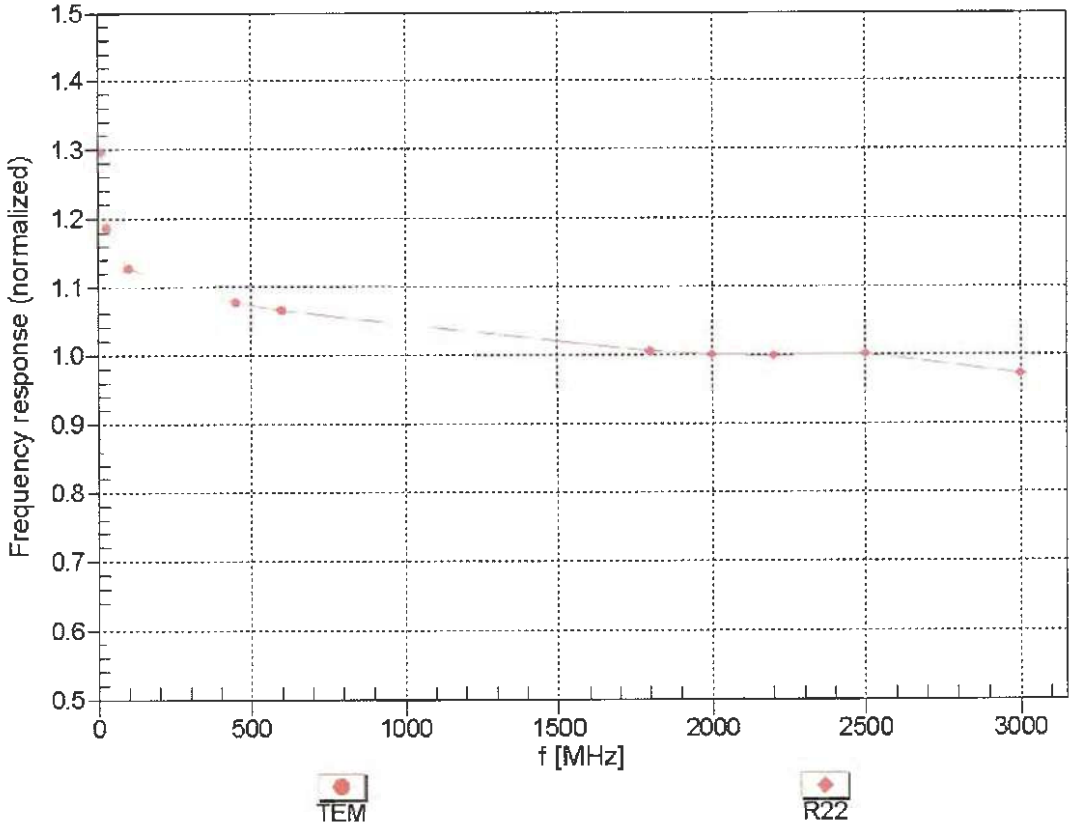

Uncertainty of Frequency Response of E-field: ± 6.3% (k=2)

Receiving Pattern (ϕ), ϑ = 0°

f=600 MHz,TEM

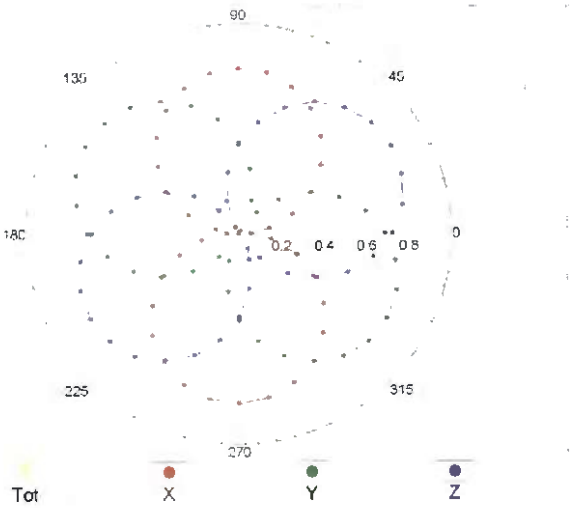

f=1800 MHz,R22

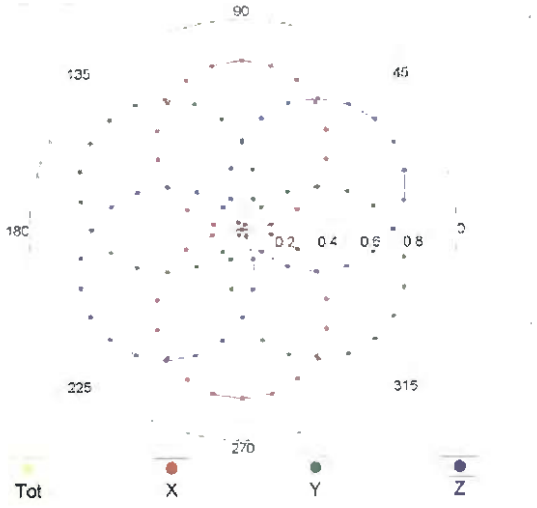

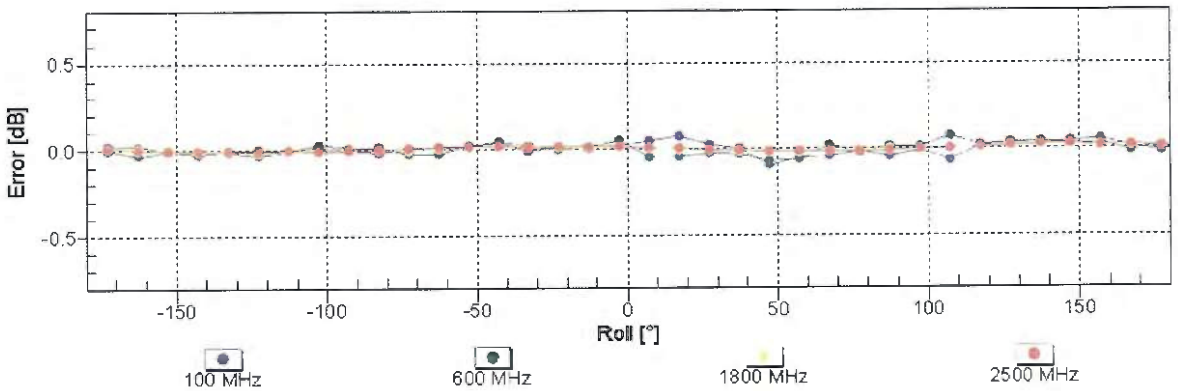

Uncertainty of Axial Isotropy Assessment: ± 0.5% (k=2)

Dynamic Range f(SAR$_{head}$)
(TEM cell , f_{eval}= 1900 MHz)

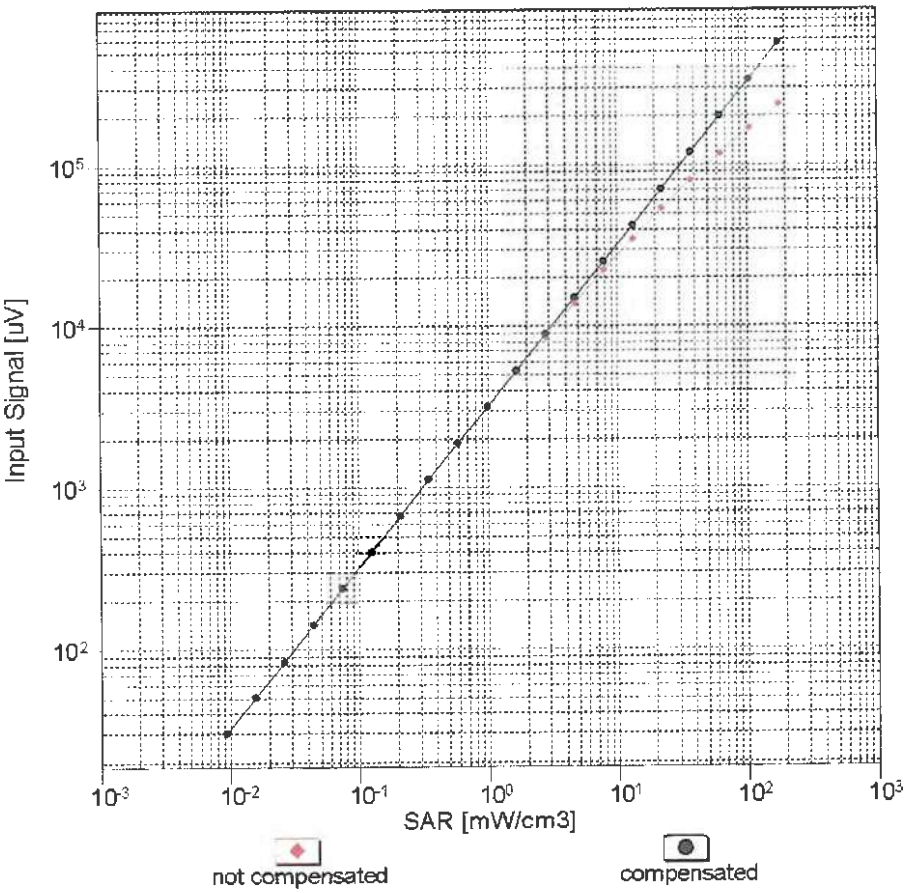

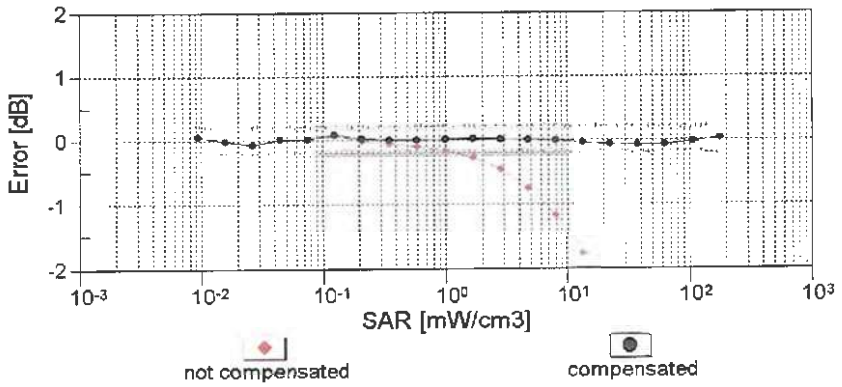

Uncertainty of Linearity Assessment: ± 0.6% (k=2)

Conversion Factor Assessment

f = 835 MHz,WGLS R9 (H_convF)

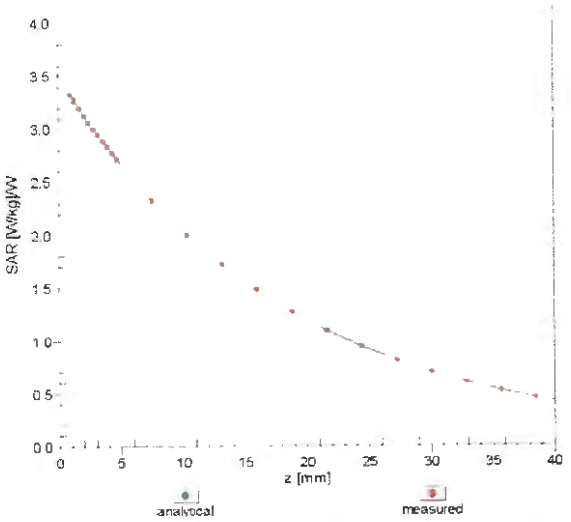

f = 1900 MHz,WGLS R22 (H_convF)

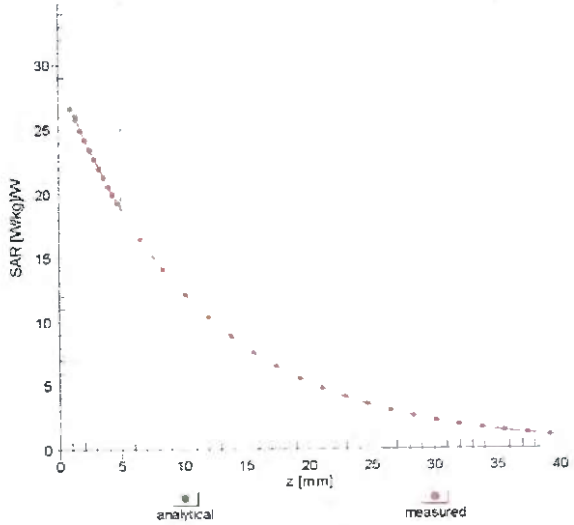

Deviation from Isotropy in Liquid

Error (ϕ, ϑ), f = 900 MHz

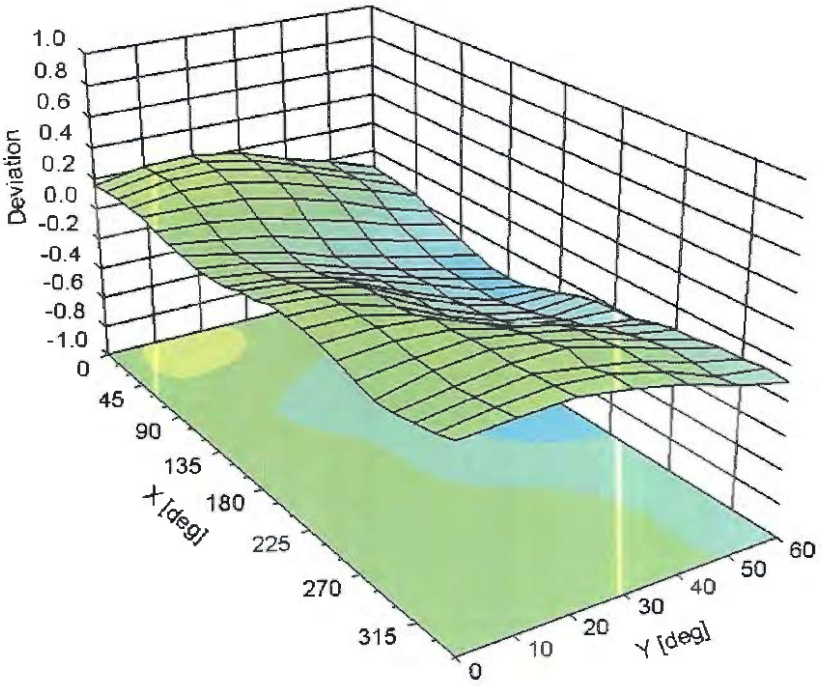



Uncertainty of Spherical Isotropy Assessment: ± 2.6% (k=2)

DASY/EASY - Parameters of Probe: EX3DV4 - SN:3931

Other Probe Parameters

Sensor Arrangement	Triangular
Connector Angle (°)	127.3
Mechanical Surface Detection Mode	enabled
Optical Surface Detection Mode	disabled
Probe Overall Length	337 mm
Probe Body Diameter	10 mm
Tip Length	9 mm
Tip Diameter	2.5 mm
Probe Tip to Sensor X Calibration Point	1 mm
Probe Tip to Sensor Y Calibration Point	1 mm
Probe Tip to Sensor Z Calibration Point	1 mm
Recommended Measurement Distance from Surface	1.4 mm

Appendix: Modulation Calibration Parameters

UID	Communication System Name		A dB	B dB√μV	C	D dB	VR mV	Max Unc[E] (k=2)
0	CW	X	0.00	0.00	1.00	0.00	165.2	± 2.2 %
		Y	0.00	0.00	1.00		169.6	
		Z	0.00	0.00	1.00		158.4	
10010-CAA	SAR Validation (Square, 100ms, 10ms)	X	3.48	69.31	12.63	10.00	20.0	± 9.6 %
		Y	5.87	75.87	16.27		20.0	
		Z	4.02	70.66	13.78		20.0	
10011-CAB	UMTS-FDD (WCDMA)	X	1.30	72.39	18.20	0.00	150.0	± 9.6 %
		Y	1.19	69.63	16.77		150.0	
		Z	1.01	66.38	14.76		150.0	
10012-CAB	IEEE 802.11b WiFi 2.4 GHz (DSSS, 1 Mbps)	X	1.24	65.29	16.42	0.41	150.0	± 9.6 %
		Y	1.26	64.91	16.05		150.0	
		Z	1.20	63.67	14.96		150.0	
10013-CAB	IEEE 802.11g WiFi 2.4 GHz (DSSS-OFDM, 6 Mbps)	X	4.82	66.95	17.27	1.46	150.0	± 9.6 %
		Y	5.04	66.77	17.23		150.0	
		Z	4.95	66.50	16.90		150.0	
10021-DAB	GSM-FDD (TDMA, GMSK)	X	100.00	114.09	27.93	9.39	50.0	± 9.6 %
		Y	100.00	118.26	30.54		50.0	
		Z	25.45	96.76	24.27		50.0	
10023-DAB	GPRS-FDD (TDMA, GMSK, TN 0)	X	83.93	111.52	27.32	9.57	50.0	± 9.6 %
		Y	99.99	118.26	30.60		50.0	
		Z	19.40	92.86	23.18		50.0	
10024-DAB	GPRS-FDD (TDMA, GMSK, TN 0-1)	X	100.00	112.26	25.94	6.56	60.0	± 9.6 %
		Y	100.00	115.42	28.11		60.0	
		Z	100.00	112.41	26.50		60.0	
10025-DAB	EDGE-FDD (TDMA, 8PSK, TN 0)	X	5.67	76.70	28.63	12.57	50.0	± 9.6 %
		Y	15.06	105.00	40.92		50.0	
		Z	5.92	75.84	27.63		50.0	
10026-DAB	EDGE-FDD (TDMA, 8PSK, TN 0-1)	X	9.71	91.87	32.18	9.56	60.0	± 9.6 %
		Y	18.06	104.69	36.55		60.0	
		Z	11.21	92.21	31.55		60.0	
10027-DAB	GPRS-FDD (TDMA, GMSK, TN 0-1-2)	X	100.00	112.68	25.31	4.80	80.0	± 9.6 %
		Y	100.00	114.88	27.06		80.0	
		Z	100.00	111.26	25.19		80.0	
10028-DAB	GPRS-FDD (TDMA, GMSK, TN 0-1-2-3)	X	100.00	114.77	25.52	3.55	100.0	± 9.6 %
		Y	100.00	115.72	26.71		100.0	
		Z	100.00	111.32	24.54		100.0	
10029-DAB	EDGE-FDD (TDMA, 8PSK, TN 0-1-2)	X	6.19	82.03	27.36	7.80	80.0	± 9.6 %
		Y	10.55	92.05	31.00		80.0	
		Z	7.53	83.82	27.35		80.0	
10030-CAA	IEEE 802.15.1 Bluetooth (GFSK, DH1)	X	100.00	110.56	24.66	5.30	70.0	± 9.6 %
		Y	100.00	113.96	26.95		70.0	
		Z	100.00	110.53	25.16		70.0	
10031-CAA	IEEE 802.15.1 Bluetooth (GFSK, DH3)	X	100.00	116.75	24.95	1.88	100.0	± 9.6 %
		Y	100.00	117.62	26.11		100.0	
		Z	100.00	110.75	23.01		100.0	

10032-CAA	IEEE 802.15.1 Bluetooth (GFSK, DH5)	X	100.00	131.18	29.75	1.17	100.0	± 9.6 %
		Y	100.00	125.29	28.26		100.0	
		Z	100.00	114.95	23.87		100.0	
10033-CAA	IEEE 802.15.1 Bluetooth (PI/4-DQPSK, DH1)	X	10.93	90.53	23.32	5.30	70.0	± 9.6 %
		Y	20.55	101.44	27.99		70.0	
		Z	7.67	84.45	21.88		70.0	
10034-CAA	IEEE 802.15.1 Bluetooth (PI/4-DQPSK, DH3)	X	5.70	84.58	20.06	1.88	100.0	± 9.6 %
		Y	5.85	85.75	22.03		100.0	
		Z	2.95	74.86	17.34		100.0	
10035-CAA	IEEE 802.15.1 Bluetooth (PI/4-DQPSK, DH5)	X	3.92	81.20	18.80	1.17	100.0	± 9.6 %
		Y	3.48	79.72	19.80		100.0	
		Z	2.10	71.76	15.97		100.0	
10036-CAA	IEEE 802.15.1 Bluetooth (8-DPSK, DH1)	X	15.13	95.54	24.90	5.30	70.0	± 9.6 %
		Y	28.86	107.18	29.66		70.0	
		Z	9.07	87.21	22.88		70.0	
10037-CAA	IEEE 802.15.1 Bluetooth (8-DPSK, DH3)	X	4.82	82.50	19.36	1.88	100.0	± 9.6 %
		Y	5.58	85.13	21.78		100.0	
		Z	2.82	74.36	17.11		100.0	
10038-CAA	IEEE 802.15.1 Bluetooth (8-DPSK, DH5)	X	4.08	82.09	19.24	1.17	100.0	± 9.6 %
		Y	3.57	80.38	20.14		100.0	
		Z	2.12	72.10	16.20		100.0	
10039-CAB	CDMA2000 (1xRTT, RC1)	X	5.80	88.31	21.06	0.00	150.0	± 9.6 %
		Y	2.44	75.65	18.16		150.0	
		Z	1.80	71.10	15.73		150.0	
10042-CAB	IS-54 / IS-136 FDD (TDMA/FDM, PI/4-DQPSK, Halfrate)	X	100.00	110.27	25.32	7.78	50.0	± 9.6 %
		Y	100.00	114.03	27.70		50.0	
		Z	32.06	97.64	22.93		50.0	
10044-CAA	IS-91/EIA/TIA-553 FDD (FDMA, FM)	X	0.00	105.67	0.52	0.00	150.0	± 9.6 %
		Y	0.00	101.10	0.34		150.0	
		Z	0.00	94.56	3.16		150.0	
10048-CAA	DECT (TDD, TDMA/FDM, GFSK, Full Slot, 24)	X	11.94	82.95	20.71	13.80	25.0	± 9.6 %
		Y	15.06	89.64	24.59		25.0	
		Z	9.78	81.31	21.11		25.0	
10049-CAA	DECT (TDD, TDMA/FDM, GFSK, Double Slot, 12)	X	15.54	88.48	21.39	10.79	40.0	± 9.6 %
		Y	23.79	97.14	25.51		40.0	
		Z	11.46	84.91	21.03		40.0	
10056-CAA	UMTS-TDD (TD-SCDMA, 1.28 Mcps)	X	13.32	89.14	23.36	9.03	50.0	± 9.6 %
		Y	16.34	93.59	26.16		50.0	
		Z	10.18	84.57	22.45		50.0	
10058-DAB	EDGE-FDD (TDMA, 8PSK, TN 0-1-2-3)	X	4.78	77.20	24.69	6.55	100.0	± 9.6 %
		Y	7.46	84.92	27.60		100.0	
		Z	5.76	78.94	24.73		100.0	
10059-CAB	IEEE 802.11b WiFi 2.4 GHz (DSSS, 2 Mbps)	X	1.30	66.67	17.10	0.61	110.0	± 9.6 %
		Y	1.37	66.65	16.91		110.0	
		Z	1.27	64.87	15.53		110.0	
10060-CAB	IEEE 802.11b WiFi 2.4 GHz (DSSS, 5.5 Mbps)	X	100.00	139.37	36.42	1.30	110.0	± 9.6 %
		Y	100.00	134.75	34.85		110.0	
		Z	5.80	90.90	23.07		110.0	

10061-CAB	IEEE 802.11b WiFi 2.4 GHz (DSSS, 11 Mbps)	X	4.16	86.26	24.31	2.04	110.0	± 9.6 %
		Y	6.78	92.08	26.03		110.0	
		Z	3.18	78.55	20.67		110.0	
10062-CAB	IEEE 802.11a/h WiFi 5 GHz (OFDM, 6 Mbps)	X	4.62	66.99	16.77	0.49	100.0	± 9.6 %
		Y	4.83	66.75	16.66		100.0	
		Z	4.75	66.51	16.38		100.0	
10063-CAB	IEEE 802.11a/h WiFi 5 GHz (OFDM, 9 Mbps)	X	4.64	67.08	16.86	0.72	100.0	± 9.6 %
		Y	4.86	66.87	16.78		100.0	
		Z	4.77	66.60	16.47		100.0	
10064-CAB	IEEE 802.11a/h WiFi 5 GHz (OFDM, 12 Mbps)	X	4.89	67.27	17.04	0.86	100.0	± 9.6 %
		Y	5.19	67.18	17.02		100.0	
		Z	5.08	66.89	16.71		100.0	
10065-CAB	IEEE 802.11a/h WiFi 5 GHz (OFDM, 18 Mbps)	X	4.77	67.14	17.11	1.21	100.0	± 9.6 %
		Y	5.06	67.12	17.13		100.0	
		Z	4.94	66.80	16.79		100.0	
10066-CAB	IEEE 802.11a/h WiFi 5 GHz (OFDM, 24 Mbps)	X	4.78	67.15	17.25	1.46	100.0	± 9.6 %
		Y	5.09	67.18	17.31		100.0	
		Z	4.97	66.83	16.94		100.0	
10067-CAB	IEEE 802.11a/h WiFi 5 GHz (OFDM, 36 Mbps)	X	5.07	67.35	17.68	2.04	100.0	± 9.6 %
		Y	5.38	67.26	17.72		100.0	
		Z	5.26	66.92	17.34		100.0	
10068-CAB	IEEE 802.11a/h WiFi 5 GHz (OFDM, 48 Mbps)	X	5.11	67.30	17.84	2.55	100.0	± 9.6 %
		Y	5.48	67.51	18.02		100.0	
		Z	5.34	67.10	17.60		100.0	
10069-CAB	IEEE 802.11a/h WiFi 5 GHz (OFDM, 54 Mbps)	X	5.18	67.33	18.03	2.67	100.0	± 9.6 %
		Y	5.55	67.43	18.19		100.0	
		Z	5.42	67.05	17.77		100.0	
10071-CAB	IEEE 802.11g WiFi 2.4 GHz (DSSS/OFDM, 9 Mbps)	X	4.92	67.02	17.54	1.99	100.0	± 9.6 %
		Y	5.15	66.91	17.55		100.0	
		Z	5.05	66.61	17.20		100.0	
10072-CAB	IEEE 802.11g WiFi 2.4 GHz (DSSS/OFDM, 12 Mbps)	X	4.89	67.32	17.73	2.30	100.0	± 9.6 %
		Y	5.18	67.36	17.81		100.0	
		Z	5.06	66.97	17.41		100.0	
10073-CAB	IEEE 802.11g WiFi 2.4 GHz (DSSS/OFDM, 18 Mbps)	X	4.97	67.51	18.05	2.83	100.0	± 9.6 %
		Y	5.26	67.57	18.16		100.0	
		Z	5.13	67.15	17.71		100.0	
10074-CAB	IEEE 802.11g WiFi 2.4 GHz (DSSS/OFDM, 24 Mbps)	X	4.97	67.45	18.19	3.30	100.0	± 9.6 %
		Y	5.25	67.52	18.35		100.0	
		Z	5.12	67.08	17.88		100.0	
10075-CAB	IEEE 802.11g WiFi 2.4 GHz (DSSS/OFDM, 36 Mbps)	X	5.01	67.53	18.46	3.82	90.0	± 9.6 %
		Y	5.35	67.85	18.77		90.0	
		Z	5.20	67.32	18.23		90.0	
10076-CAB	IEEE 802.11g WiFi 2.4 GHz (DSSS/OFDM, 48 Mbps)	X	5.05	67.39	18.61	4.15	90.0	± 9.6 %
		Y	5.33	67.57	18.84		90.0	
		Z	5.20	67.09	18.32		90.0	
10077-CAB	IEEE 802.11g WiFi 2.4 GHz (DSSS/OFDM, 54 Mbps)	X	5.08	67.49	18.72	4.30	90.0	± 9.6 %
		Y	5.35	67.63	18.93		90.0	
		Z	5.23	67.15	18.41		90.0	

10081-CAB	CDMA2000 (1xRTT, RC3)	X	1.31	72.98	15.39	0.00	150.0	± 9.6 %
		Y	1.11	69.20	15.13		150.0	
		Z	0.87	65.58	12.79		150.0	
10082-CAB	IS-54 / IS-136 FDD (TDMA/FDM, PI/4-DQPSK, Fullrate)	X	0.85	60.00	5.02	4.77	80.0	± 9.6 %
		Y	1.21	60.81	6.24		80.0	
		Z	1.05	60.00	5.50		80.0	
10090-DAB	GPRS-FDD (TDMA, GMSK, TN 0-4)	X	100.00	112.28	25.96	6.56	60.0	± 9.6 %
		Y	100.00	115.46	28.15		60.0	
		Z	100.00	112.45	26.54		60.0	
10097-CAB	UMTS-FDD (HSDPA)	X	2.10	70.95	17.43	0.00	150.0	± 9.6 %
		Y	1.95	68.39	16.42		150.0	
		Z	1.81	67.01	15.42		150.0	
10098-CAB	UMTS-FDD (HSUPA, Subtest 2)	X	2.06	70.93	17.43	0.00	150.0	± 9.6 %
		Y	1.91	68.38	16.41		150.0	
		Z	1.77	66.95	15.38		150.0	
10099-DAB	EDGE-FDD (TDMA, 8PSK, TN 0-4)	X	9.76	91.94	32.20	9.56	60.0	± 9.6 %
		Y	18.08	104.66	36.54		60.0	
		Z	11.25	92.22	31.54		60.0	
10100-CAB	LTE-FDD (SC-FDMA, 100% RB, 20 MHz, QPSK)	X	3.35	72.13	17.90	0.00	150.0	± 9.6 %
		Y	3.43	71.55	17.33		150.0	
		Z	3.14	69.99	16.48		150.0	
10101-CAB	LTE-FDD (SC-FDMA, 100% RB, 20 MHz, 16-QAM)	X	3.28	68.30	16.59	0.00	150.0	± 9.6 %
		Y	3.42	68.10	16.32		150.0	
		Z	3.28	67.37	15.82		150.0	
10102-CAB	LTE-FDD (SC-FDMA, 100% RB, 20 MHz, 64-QAM)	X	3.39	68.25	16.67	0.00	150.0	± 9.6 %
		Y	3.51	67.99	16.38		150.0	
		Z	3.39	67.35	15.92		150.0	
10103-CAB	LTE-TDD (SC-FDMA, 100% RB, 20 MHz, QPSK)	X	6.41	75.89	20.51	3.98	65.0	± 9.6 %
		Y	7.77	77.49	21.00		65.0	
		Z	6.54	74.47	19.52		65.0	
10104-CAB	LTE-TDD (SC-FDMA, 100% RB, 20 MHz, 16-QAM)	X	6.38	73.95	20.45	3.98	65.0	± 9.6 %
		Y	7.62	75.73	21.18		65.0	
		Z	6.97	74.03	20.17		65.0	
10105-CAB	LTE-TDD (SC-FDMA, 100% RB, 20 MHz, 64-QAM)	X	5.88	72.23	19.98	3.98	65.0	± 9.6 %
		Y	7.31	74.91	21.13		65.0	
		Z	6.85	73.64	20.32		65.0	
10108-CAC	LTE-FDD (SC-FDMA, 100% RB, 10 MHz, QPSK)	X	2.91	71.53	17.82	0.00	150.0	± 9.6 %
		Y	3.02	70.68	17.15		150.0	
		Z	2.76	69.18	16.29		150.0	
10109-CAC	LTE-FDD (SC-FDMA, 100% RB, 10 MHz, 16-QAM)	X	2.95	68.44	16.61	0.00	150.0	± 9.6 %
		Y	3.08	67.93	16.28		150.0	
		Z	2.95	67.17	15.72		150.0	
10110-CAC	LTE-FDD (SC-FDMA, 100% RB, 5 MHz, QPSK)	X	2.39	71.08	17.59	0.00	150.0	± 9.6 %
		Y	2.47	69.75	16.86		150.0	
		Z	2.25	68.18	15.88		150.0	
10111-CAC	LTE-FDD (SC-FDMA, 100% RB, 5 MHz, 16-QAM)	X	2.79	70.36	17.30	0.00	150.0	± 9.6 %
		Y	2.80	68.64	16.65		150.0	
		Z	2.65	67.83	16.01		150.0	

10112-CAC	LTE-FDD (SC-FDMA, 100% RB, 10 MHz, 64-QAM)	X	3.07	68.42	16.64	0.00	150.0	± 9.6 %
		Y	3.20	67.83	16.29		150.0	
		Z	3.07	67.16	15.79		150.0	
10113-CAC	LTE-FDD (SC-FDMA, 100% RB, 5 MHz, 64-QAM)	X	2.94	70.45	17.39	0.00	150.0	± 9.6 %
		Y	2.95	68.67	16.72		150.0	
		Z	2.81	67.97	16.15		150.0	
10114-CAB	IEEE 802.11n (HT Greenfield, 13.5 Mbps, BPSK)	X	5.09	67.47	16.77	0.00	150.0	± 9.6 %
		Y	5.23	67.24	16.53		150.0	
		Z	5.18	67.08	16.35		150.0	
10115-CAB	IEEE 802.11n (HT Greenfield, 81 Mbps, 16-QAM)	X	5.34	67.51	16.78	0.00	150.0	± 9.6 %
		Y	5.60	67.53	16.67		150.0	
		Z	5.52	67.36	16.50		150.0	
10116-CAB	IEEE 802.11n (HT Greenfield, 135 Mbps, 64-QAM)	X	5.18	67.67	16.79	0.00	150.0	± 9.6 %
		Y	5.36	67.51	16.58		150.0	
		Z	5.29	67.32	16.39		150.0	
10117-CAB	IEEE 802.11n (HT Mixed, 13.5 Mbps, BPSK)	X	5.07	67.38	16.74	0.00	150.0	± 9.6 %
		Y	5.24	67.25	16.55		150.0	
		Z	5.16	67.03	16.34		150.0	
10118-CAB	IEEE 802.11n (HT Mixed, 81 Mbps, 16-QAM)	X	5.42	67.71	16.89	0.00	150.0	± 9.6 %
		Y	5.67	67.69	16.76		150.0	
		Z	5.59	67.53	16.59		150.0	
10119-CAB	IEEE 802.11n (HT Mixed, 135 Mbps, 64-QAM)	X	5.17	67.64	16.79	0.00	150.0	± 9.6 %
		Y	5.33	67.45	16.57		150.0	
		Z	5.26	67.25	16.37		150.0	
10140-CAB	LTE-FDD (SC-FDMA, 100% RB, 15 MHz, 16-QAM)	X	3.41	68.25	16.57	0.00	150.0	± 9.6 %
		Y	3.56	67.99	16.30		150.0	
		Z	3.43	67.35	15.84		150.0	
10141-CAB	LTE-FDD (SC-FDMA, 100% RB, 15 MHz, 64-QAM)	X	3.54	68.37	16.75	0.00	150.0	± 9.6 %
		Y	3.68	68.01	16.43		150.0	
		Z	3.56	67.45	16.01		150.0	
10142-CAC	LTE-FDD (SC-FDMA, 100% RB, 3 MHz, QPSK)	X	2.25	71.96	17.48	0.00	150.0	± 9.6 %
		Y	2.26	69.83	16.74		150.0	
		Z	2.02	68.09	15.61		150.0	
10143-CAC	LTE-FDD (SC-FDMA, 100% RB, 3 MHz, 16-QAM)	X	2.82	72.22	17.26	0.00	150.0	± 9.6 %
		Y	2.71	69.55	16.65		150.0	
		Z	2.52	68.51	15.83		150.0	
10144-CAC	LTE-FDD (SC-FDMA, 100% RB, 3 MHz, 64-QAM)	X	2.29	68.06	14.75	0.00	150.0	± 9.6 %
		Y	2.50	67.47	15.19		150.0	
		Z	2.32	66.44	14.34		150.0	
10145-CAC	LTE-FDD (SC-FDMA, 100% RB, 1.4 MHz, QPSK)	X	1.16	65.56	11.35	0.00	150.0	± 9.6 %
		Y	1.65	68.53	14.65		150.0	
		Z	1.36	65.83	12.76		150.0	
10146-CAC	LTE-FDD (SC-FDMA, 100% RB, 1.4 MHz, 16-QAM)	X	1.35	63.40	9.39	0.00	150.0	± 9.6 %
		Y	3.12	72.00	15.52		150.0	
		Z	2.16	67.04	12.61		150.0	
10147-CAC	LTE-FDD (SC-FDMA, 100% RB, 1.4 MHz, 64-QAM)	X	1.53	64.72	10.19	0.00	150.0	± 9.6 %
		Y	4.03	75.63	17.18		150.0	
		Z	2.54	69.13	13.74		150.0	

10149-CAB	LTE-FDD (SC-FDMA, 50% RB, 20 MHz, 16-QAM)	X	2.96	68.52	16.66	0.00	150.0	± 9.6 %
		Y	3.09	67.99	16.32		150.0	
		Z	2.96	67.23	15.77		150.0	
10150-CAB	LTE-FDD (SC-FDMA, 50% RB, 20 MHz, 64-QAM)	X	3.08	68.50	16.69	0.00	150.0	± 9.6 %
		Y	3.21	67.88	16.33		150.0	
		Z	3.08	67.21	15.83		150.0	
10151-CAB	LTE-TDD (SC-FDMA, 50% RB, 20 MHz, QPSK)	X	7.03	79.10	21.82	3.98	65.0	± 9.6 %
		Y	8.21	79.75	22.00		65.0	
		Z	7.10	77.15	20.67		65.0	
10152-CAB	LTE-TDD (SC-FDMA, 50% RB, 20 MHz, 16-QAM)	X	5.92	73.94	20.06	3.98	65.0	± 9.6 %
		Y	7.21	75.88	21.03		65.0	
		Z	6.48	73.87	19.84		65.0	
10153-CAB	LTE-TDD (SC-FDMA, 50% RB, 20 MHz, 64-QAM)	X	6.35	75.11	20.94	3.98	65.0	± 9.6 %
		Y	7.55	76.62	21.69		65.0	
		Z	6.87	74.79	20.60		65.0	
10154-CAC	LTE-FDD (SC-FDMA, 50% RB, 10 MHz, QPSK)	X	2.46	71.67	17.92	0.00	150.0	± 9.6 %
		Y	2.54	70.24	17.15		150.0	
		Z	2.30	68.63	16.17		150.0	
10155-CAC	LTE-FDD (SC-FDMA, 50% RB, 10 MHz, 16-QAM)	X	2.79	70.40	17.33	0.00	150.0	± 9.6 %
		Y	2.80	68.64	16.65		150.0	
		Z	2.66	67.83	16.02		150.0	
10156-CAC	LTE-FDD (SC-FDMA, 50% RB, 5 MHz, QPSK)	X	2.17	72.73	17.45	0.00	150.0	± 9.6 %
		Y	2.14	70.24	16.79		150.0	
		Z	1.88	68.21	15.48		150.0	
10157-CAC	LTE-FDD (SC-FDMA, 50% RB, 5 MHz, 16-QAM)	X	2.21	69.24	14.98	0.00	150.0	± 9.6 %
		Y	2.36	68.31	15.46		150.0	
		Z	2.15	66.99	14.43		150.0	
10158-CAC	LTE-FDD (SC-FDMA, 50% RB, 10 MHz, 64-QAM)	X	2.95	70.56	17.46	0.00	150.0	± 9.6 %
		Y	2.95	68.72	16.76		150.0	
		Z	2.82	68.03	16.20		150.0	
10159-CAC	LTE-FDD (SC-FDMA, 50% RB, 5 MHz, 64-QAM)	X	2.36	69.87	15.32	0.00	150.0	± 9.6 %
		Y	2.49	68.78	15.76		150.0	
		Z	2.27	67.50	14.75		150.0	
10160-CAB	LTE-FDD (SC-FDMA, 50% RB, 15 MHz, QPSK)	X	2.90	70.47	17.47	0.00	150.0	± 9.6 %
		Y	2.94	69.28	16.77		150.0	
		Z	2.76	68.21	16.07		150.0	
10161-CAB	LTE-FDD (SC-FDMA, 50% RB, 15 MHz, 16-QAM)	X	2.98	68.55	16.64	0.00	150.0	± 9.6 %
		Y	3.10	67.79	16.29		150.0	
		Z	2.98	67.13	15.77		150.0	
10162-CAB	LTE-FDD (SC-FDMA, 50% RB, 15 MHz, 64-QAM)	X	3.10	68.74	16.76	0.00	150.0	± 9.6 %
		Y	3.21	67.84	16.35		150.0	
		Z	3.09	67.25	15.86		150.0	
10166-CAC	LTE-FDD (SC-FDMA, 50% RB, 1.4 MHz, QPSK)	X	3.31	69.42	19.40	3.01	150.0	± 9.6 %
		Y	3.85	69.94	19.41		150.0	
		Z	3.63	68.92	18.65		150.0	
10167-CAC	LTE-FDD (SC-FDMA, 50% RB, 1.4 MHz, 16-QAM)	X	3.89	72.11	19.78	3.01	150.0	± 9.6 %
		Y	4.89	73.20	20.04		150.0	
		Z	4.45	71.60	19.05		150.0	

10168-CAC	LTE-FDD (SC-FDMA, 50% RB, 1.4 MHz, 64-QAM)	X	4.43	75.02	21.48	3.01	150.0	± 9.6 %
		Y	5.37	75.20	21.21		150.0	
		Z	4.92	73.76	20.36		150.0	
10169-CAB	LTE-FDD (SC-FDMA, 1 RB, 20 MHz, QPSK)	X	2.61	67.65	18.68	3.01	150.0	± 9.6 %
		Y	3.41	71.01	19.90		150.0	
		Z	3.09	68.90	18.61		150.0	
10170-CAB	LTE-FDD (SC-FDMA, 1 RB, 20 MHz, 16-QAM)	X	3.32	73.16	21.10	3.01	150.0	± 9.6 %
		Y	5.09	78.14	22.55		150.0	
		Z	4.27	74.69	20.88		150.0	
10171-AAB	LTE-FDD (SC-FDMA, 1 RB, 20 MHz, 64-QAM)	X	2.74	69.02	18.13	3.01	150.0	± 9.6 %
		Y	4.10	73.53	19.72		150.0	
		Z	3.48	70.44	18.07		150.0	
10172-CAB	LTE-TDD (SC-FDMA, 1 RB, 20 MHz, QPSK)	X	5.53	83.56	25.72	6.02	65.0	± 9.6 %
		Y	21.34	105.31	32.41		65.0	
		Z	7.30	84.26	24.94		65.0	
10173-CAB	LTE-TDD (SC-FDMA, 1 RB, 20 MHz, 16-QAM)	X	10.58	92.60	26.95	6.02	65.0	± 9.6 %
		Y	29.30	105.74	30.57		65.0	
		Z	12.37	90.08	25.23		65.0	
10174-CAB	LTE-TDD (SC-FDMA, 1 RB, 20 MHz, 64-QAM)	X	7.41	85.53	24.05	6.02	65.0	± 9.6 %
		Y	21.20	98.69	27.99		65.0	
		Z	10.53	86.42	23.55		65.0	
10175-CAC	LTE-FDD (SC-FDMA, 1 RB, 10 MHz, QPSK)	X	2.58	67.36	18.42	3.01	150.0	± 9.6 %
		Y	3.37	70.66	19.64		150.0	
		Z	3.05	68.56	18.35		150.0	
10176-CAC	LTE-FDD (SC-FDMA, 1 RB, 10 MHz, 16-QAM)	X	3.33	73.19	21.11	3.01	150.0	± 9.6 %
		Y	5.10	78.16	22.56		150.0	
		Z	4.27	74.71	20.89		150.0	
10177-CAE	LTE-FDD (SC-FDMA, 1 RB, 5 MHz, QPSK)	X	2.60	67.50	18.51	3.01	150.0	± 9.6 %
		Y	3.40	70.83	19.75		150.0	
		Z	3.07	68.74	18.46		150.0	
10178-CAC	LTE-FDD (SC-FDMA, 1 RB, 5 MHz, 16-QAM)	X	3.30	73.00	21.00	3.01	150.0	± 9.6 %
		Y	5.02	77.85	22.40		150.0	
		Z	4.22	74.44	20.74		150.0	
10179-CAC	LTE-FDD (SC-FDMA, 1 RB, 10 MHz, 64-QAM)	X	3.00	71.00	19.50	3.01	150.0	± 9.6 %
		Y	4.55	75.67	20.98		150.0	
		Z	3.82	72.37	19.31		150.0	
10180-CAC	LTE-FDD (SC-FDMA, 1 RB, 5 MHz, 64-QAM)	X	2.73	68.97	18.09	3.01	150.0	± 9.6 %
		Y	4.08	73.43	19.65		150.0	
		Z	3.47	70.35	18.01		150.0	
10181-CAB	LTE-FDD (SC-FDMA, 1 RB, 15 MHz, QPSK)	X	2.59	67.48	18.51	3.01	150.0	± 9.6 %
		Y	3.39	70.81	19.74		150.0	
		Z	3.07	68.71	18.45		150.0	
10182-CAB	LTE-FDD (SC-FDMA, 1 RB, 15 MHz, 16-QAM)	X	3.30	72.98	20.99	3.01	150.0	± 9.6 %
		Y	5.01	77.82	22.39		150.0	
		Z	4.21	74.41	20.73		150.0	
10183-AAA	LTE-FDD (SC-FDMA, 1 RB, 15 MHz, 64-QAM)	X	2.73	68.94	18.08	3.01	150.0	± 9.6 %
		Y	4.07	73.40	19.64		150.0	
		Z	3.46	70.33	18.00		150.0	

10184-CAC	LTE-FDD (SC-FDMA, 1 RB, 3 MHz, QPSK)	X	2.60	67.52	18.53	3.01	150.0	± 9.6 %
		Y	3.40	70.86	19.76		150.0	
		Z	3.08	68.76	18.47		150.0	
10185-CAC	LTE-FDD (SC-FDMA, 1 RB, 3 MHz, 16-QAM)	X	3.31	73.05	21.03	3.01	150.0	± 9.6 %
		Y	5.04	77.90	22.43		150.0	
		Z	4.23	74.49	20.77		150.0	
10186-AAC	LTE-FDD (SC-FDMA, 1 RB, 3 MHz, 64-QAM)	X	2.74	69.01	18.12	3.01	150.0	± 9.6 %
		Y	4.10	73.47	19.68		150.0	
		Z	3.48	70.39	18.03		150.0	
10187-CAC	LTE-FDD (SC-FDMA, 1 RB, 1.4 MHz, QPSK)	X	2.61	67.58	18.60	3.01	150.0	± 9.6 %
		Y	3.41	70.90	19.81		150.0	
		Z	3.09	68.80	18.52		150.0	
10188-CAC	LTE-FDD (SC-FDMA, 1 RB, 1.4 MHz, 16-QAM)	X	3.41	73.70	21.42	3.01	150.0	± 9.6 %
		Y	5.24	78.69	22.84		150.0	
		Z	4.38	75.22	21.18		150.0	
10189-AAC	LTE-FDD (SC-FDMA, 1 RB, 1.4 MHz, 64-QAM)	X	2.80	69.41	18.40	3.01	150.0	± 9.6 %
		Y	4.20	73.97	19.98		150.0	
		Z	3.56	70.83	18.32		150.0	
10193-CAB	IEEE 802.11n (HT Greenfield, 6.5 Mbps, BPSK)	X	4.49	67.07	16.51	0.00	150.0	± 9.6 %
		Y	4.67	66.69	16.32		150.0	
		Z	4.59	66.49	16.09		150.0	
10194-CAB	IEEE 802.11n (HT Greenfield, 39 Mbps, 16-QAM)	X	4.64	67.34	16.63	0.00	150.0	± 9.6 %
		Y	4.86	67.05	16.43		150.0	
		Z	4.77	66.83	16.21		150.0	
10195-CAB	IEEE 802.11n (HT Greenfield, 65 Mbps, 64-QAM)	X	4.68	67.36	16.65	0.00	150.0	± 9.6 %
		Y	4.90	67.06	16.44		150.0	
		Z	4.82	66.86	16.22		150.0	
10196-CAB	IEEE 802.11n (HT Mixed, 6.5 Mbps, BPSK)	X	4.48	67.10	16.51	0.00	150.0	± 9.6 %
		Y	4.68	66.78	16.36		150.0	
		Z	4.60	66.57	16.12		150.0	
10197-CAB	IEEE 802.11n (HT Mixed, 39 Mbps, 16-QAM)	X	4.66	67.35	16.64	0.00	150.0	± 9.6 %
		Y	4.88	67.07	16.45		150.0	
		Z	4.79	66.86	16.22		150.0	
10198-CAB	IEEE 802.11n (HT Mixed, 65 Mbps, 64-QAM)	X	4.68	67.37	16.65	0.00	150.0	± 9.6 %
		Y	4.91	67.08	16.45		150.0	
		Z	4.82	66.87	16.23		150.0	
10219-CAB	IEEE 802.11n (HT Mixed, 7.2 Mbps, BPSK)	X	4.44	67.14	16.49	0.00	150.0	± 9.6 %
		Y	4.63	66.80	16.32		150.0	
		Z	4.55	66.58	16.08		150.0	
10220-CAB	IEEE 802.11n (HT Mixed, 43.3 Mbps, 16-QAM)	X	4.65	67.31	16.63	0.00	150.0	± 9.6 %
		Y	4.87	67.06	16.44		150.0	
		Z	4.79	66.83	16.21		150.0	
10221-CAB	IEEE 802.11n (HT Mixed, 72.2 Mbps, 64-QAM)	X	4.69	67.30	16.64	0.00	150.0	± 9.6 %
		Y	4.91	67.01	16.44		150.0	
		Z	4.83	66.81	16.22		150.0	
10222-CAB	IEEE 802.11n (HT Mixed, 15 Mbps, BPSK)	X	5.04	67.37	16.73	0.00	150.0	± 9.6 %
		Y	5.22	67.27	16.55		150.0	
		Z	5.14	67.04	16.34		150.0	

10223-CAB	IEEE 802.11n (HT Mixed, 90 Mbps, 16-QAM)	X	5.33	67.57	16.84	0.00	150.0	± 9.6 %
		Y	5.58	67.57	16.72		150.0	
		Z	5.46	67.24	16.46		150.0	
10224-CAB	IEEE 802.11n (HT Mixed, 150 Mbps, 64-QAM)	X	5.08	67.48	16.71	0.00	150.0	± 9.6 %
		Y	5.27	67.38	16.53		150.0	
		Z	5.19	67.14	16.31		150.0	
10225-CAB	UMTS-FDD (HSPA+)	X	2.82	67.14	15.84	0.00	150.0	± 9.6 %
		Y	2.95	66.38	15.78		150.0	
		Z	2.86	65.91	15.30		150.0	
10226-CAA	LTE-TDD (SC-FDMA, 1 RB, 1.4 MHz, 16-QAM)	X	11.41	94.07	27.52	6.02	65.0	± 9.6 %
		Y	31.67	107.27	31.09		65.0	
		Z	13.11	91.16	25.67		65.0	
10227-CAA	LTE-TDD (SC-FDMA, 1 RB, 1.4 MHz, 64-QAM)	X	11.04	92.14	26.24	6.02	65.0	± 9.6 %
		Y	24.12	100.92	28.72		65.0	
		Z	11.71	88.12	24.16		65.0	
10228-CAA	LTE-TDD (SC-FDMA, 1 RB, 1.4 MHz, QPSK)	X	7.63	90.07	28.10	6.02	65.0	± 9.6 %
		Y	23.55	107.62	33.18		65.0	
		Z	10.51	91.21	27.39		65.0	
10229-CAB	LTE-TDD (SC-FDMA, 1 RB, 3 MHz, 16-QAM)	X	10.66	92.71	26.99	6.02	65.0	± 9.6 %
		Y	29.42	105.79	30.60		65.0	
		Z	12.45	90.17	25.27		65.0	
10230-CAB	LTE-TDD (SC-FDMA, 1 RB, 3 MHz, 64-QAM)	X	10.25	90.80	25.74	6.02	65.0	± 9.6 %
		Y	22.68	99.76	28.30		65.0	
		Z	11.15	87.26	23.80		65.0	
10231-CAB	LTE-TDD (SC-FDMA, 1 RB, 3 MHz, QPSK)	X	7.27	89.04	27.66	6.02	65.0	± 9.6 %
		Y	22.20	106.36	32.73		65.0	
		Z	10.05	90.30	27.01		65.0	
10232-CAB	LTE-TDD (SC-FDMA, 1 RB, 5 MHz, 16-QAM)	X	10.64	92.69	26.99	6.02	65.0	± 9.6 %
		Y	29.42	105.80	30.60		65.0	
		Z	12.43	90.15	25.26		65.0	
10233-CAB	LTE-TDD (SC-FDMA, 1 RB, 5 MHz, 64-QAM)	X	10.23	90.76	25.73	6.02	65.0	± 9.6 %
		Y	22.67	99.78	28.30		65.0	
		Z	11.14	87.24	23.80		65.0	
10234-CAB	LTE-TDD (SC-FDMA, 1 RB, 5 MHz, QPSK)	X	6.99	88.15	27.23	6.02	65.0	± 9.6 %
		Y	20.93	105.02	32.23		65.0	
		Z	9.64	89.40	26.60		65.0	
10235-CAB	LTE-TDD (SC-FDMA, 1 RB, 10 MHz, 16-QAM)	X	10.65	92.73	27.00	6.02	65.0	± 9.6 %
		Y	29.50	105.86	30.62		65.0	
		Z	12.44	90.18	25.27		65.0	
10236-CAB	LTE-TDD (SC-FDMA, 1 RB, 10 MHz, 64-QAM)	X	10.34	90.92	25.77	6.02	65.0	± 9.6 %
		Y	22.93	99.94	28.35		65.0	
		Z	11.22	87.34	23.83		65.0	
10237-CAB	LTE-TDD (SC-FDMA, 1 RB, 10 MHz, QPSK)	X	7.28	89.10	27.69	6.02	65.0	± 9.6 %
		Y	22.38	106.55	32.79		65.0	
		Z	10.07	90.36	27.03		65.0	
10238-CAB	LTE-TDD (SC-FDMA, 1 RB, 15 MHz, 16-QAM)	X	10.61	92.67	26.98	6.02	65.0	± 9.6 %
		Y	29.40	105.80	30.59		65.0	
		Z	12.41	90.13	25.25		65.0	

10239-CAB	LTE-TDD (SC-FDMA, 1 RB, 15 MHz, 64-QAM)	X	10.19	90.73	25.72	6.02	65.0	± 9.6 %
		Y	22.65	99.78	28.31		65.0	
		Z	11.11	87.22	23.79		65.0	
10240-CAB	LTE-TDD (SC-FDMA, 1 RB, 15 MHz, QPSK)	X	7.26	89.06	27.67	6.02	65.0	± 9.6 %
		Y	22.30	106.48	32.77		65.0	
		Z	10.04	90.32	27.01		65.0	
10241-CAA	LTE-TDD (SC-FDMA, 50% RB, 1.4 MHz, 16-QAM)	X	7.75	81.08	25.21	6.98	65.0	± 9.6 %
		Y	10.21	83.82	26.43		65.0	
		Z	8.73	80.32	24.52		65.0	
10242-CAA	LTE-TDD (SC-FDMA, 50% RB, 1.4 MHz, 64-QAM)	X	6.80	78.38	24.02	6.98	65.0	± 9.6 %
		Y	9.63	82.52	25.83		65.0	
		Z	8.38	79.47	24.10		65.0	
10243-CAA	LTE-TDD (SC-FDMA, 50% RB, 1.4 MHz, QPSK)	X	5.61	75.06	23.46	6.98	65.0	± 9.6 %
		Y	7.74	79.46	25.50		65.0	
		Z	6.88	76.70	23.79		65.0	
10244-CAB	LTE-TDD (SC-FDMA, 50% RB, 3 MHz, 16-QAM)	X	4.85	72.20	16.09	3.98	65.0	± 9.6 %
		Y	8.02	78.99	20.43		65.0	
		Z	6.19	74.48	17.94		65.0	
10245-CAB	LTE-TDD (SC-FDMA, 50% RB, 3 MHz, 64-QAM)	X	4.70	71.53	15.74	3.98	65.0	± 9.6 %
		Y	7.89	78.48	20.19		65.0	
		Z	6.13	74.10	17.74		65.0	
10246-CAB	LTE-TDD (SC-FDMA, 50% RB, 3 MHz, QPSK)	X	5.22	76.54	18.28	3.98	65.0	± 9.6 %
		Y	8.14	82.43	21.79		65.0	
		Z	5.87	76.86	19.08		65.0	
10247-CAB	LTE-TDD (SC-FDMA, 50% RB, 5 MHz, 16-QAM)	X	4.92	73.01	17.55	3.98	65.0	± 9.6 %
		Y	6.62	76.59	20.16		65.0	
		Z	5.63	73.71	18.45		65.0	
10248-CAB	LTE-TDD (SC-FDMA, 50% RB, 5 MHz, 64-QAM)	X	4.84	72.32	17.23	3.98	65.0	± 9.6 %
		Y	6.62	76.08	19.95		65.0	
		Z	5.66	73.31	18.26		65.0	
10249-CAB	LTE-TDD (SC-FDMA, 50% RB, 5 MHz, QPSK)	X	7.10	81.85	21.45	3.98	65.0	± 9.6 %
		Y	9.09	84.35	23.13		65.0	
		Z	6.82	79.25	20.73		65.0	
10250-CAB	LTE-TDD (SC-FDMA, 50% RB, 10 MHz, 16-QAM)	X	6.14	76.72	21.07	3.98	65.0	± 9.6 %
		Y	7.40	78.29	22.09		65.0	
		Z	6.54	75.95	20.75		65.0	
10251-CAB	LTE-TDD (SC-FDMA, 50% RB, 10 MHz, 64-QAM)	X	5.70	74.17	19.61	3.98	65.0	± 9.6 %
		Y	7.04	76.19	20.94		65.0	
		Z	6.27	74.04	19.64		65.0	
10252-CAB	LTE-TDD (SC-FDMA, 50% RB, 10 MHz, QPSK)	X	7.47	82.32	22.88	3.98	65.0	± 9.6 %
		Y	8.82	83.02	23.29		65.0	
		Z	7.18	79.27	21.49		65.0	
10253-CAB	LTE-TDD (SC-FDMA, 50% RB, 15 MHz, 16-QAM)	X	5.82	73.49	19.80	3.98	65.0	± 9.6 %
		Y	6.99	75.20	20.79		65.0	
		Z	6.34	73.34	19.64		65.0	
10254-CAB	LTE-TDD (SC-FDMA, 50% RB, 15 MHz, 64-QAM)	X	6.20	74.53	20.56	3.98	65.0	± 9.6 %
		Y	7.35	75.96	21.41		65.0	
		Z	6.71	74.22	20.33		65.0	

10255-CAB	LTE-TDD (SC-FDMA, 50% RB, 15 MHz, QPSK)	X	6.71	78.47	21.74	3.98	65.0	± 9.6 %
		Y	7.84	79.18	22.03		65.0	
		Z	6.83	76.67	20.70		65.0	
10256-CAA	LTE-TDD (SC-FDMA, 100% RB, 1.4 MHz, 16-QAM)	X	3.47	67.38	12.72	3.98	65.0	± 9.6 %
		Y	6.90	76.38	18.57		65.0	
		Z	5.11	71.48	15.77		65.0	
10257-CAA	LTE-TDD (SC-FDMA, 100% RB, 1.4 MHz, 64-QAM)	X	3.38	66.76	12.32	3.98	65.0	± 9.6 %
		Y	6.74	75.67	18.20		65.0	
		Z	5.05	70.99	15.48		65.0	
10258-CAA	LTE-TDD (SC-FDMA, 100% RB, 1.4 MHz, QPSK)	X	3.49	70.18	14.59	3.98	65.0	± 9.6 %
		Y	6.78	79.22	19.98		65.0	
		Z	4.80	73.56	17.06		65.0	
10259-CAB	LTE-TDD (SC-FDMA, 100% RB, 3 MHz, 16-QAM)	X	5.42	74.50	18.87	3.98	65.0	± 9.6 %
		Y	6.93	77.16	20.83		65.0	
		Z	5.98	74.51	19.26		65.0	
10260-CAB	LTE-TDD (SC-FDMA, 100% RB, 3 MHz, 64-QAM)	X	5.41	74.15	18.72	3.98	65.0	± 9.6 %
		Y	6.95	76.90	20.74		65.0	
		Z	6.03	74.34	19.21		65.0	
10261-CAB	LTE-TDD (SC-FDMA, 100% RB, 3 MHz, QPSK)	X	6.87	81.15	21.70	3.98	65.0	± 9.6 %
		Y	8.53	83.00	22.95		65.0	
		Z	6.70	78.62	20.83		65.0	
10262-CAB	LTE-TDD (SC-FDMA, 100% RB, 5 MHz, 16-QAM)	X	6.12	76.64	21.02	3.98	65.0	± 9.6 %
		Y	7.39	78.26	22.06		65.0	
		Z	6.53	75.90	20.71		65.0	
10263-CAB	LTE-TDD (SC-FDMA, 100% RB, 5 MHz, 64-QAM)	X	5.69	74.15	19.60	3.98	65.0	± 9.6 %
		Y	7.03	76.18	20.94		65.0	
		Z	6.26	74.03	19.63		65.0	
10264-CAB	LTE-TDD (SC-FDMA, 100% RB, 5 MHz, QPSK)	X	7.38	82.08	22.77	3.98	65.0	± 9.6 %
		Y	8.75	82.86	23.22		65.0	
		Z	7.12	79.11	21.41		65.0	
10265-CAB	LTE-TDD (SC-FDMA, 100% RB, 10 MHz, 16-QAM)	X	5.92	73.94	20.06	3.98	65.0	± 9.6 %
		Y	7.20	75.88	21.03		65.0	
		Z	6.48	73.87	19.85		65.0	
10266-CAB	LTE-TDD (SC-FDMA, 100% RB, 10 MHz, 64-QAM)	X	6.35	75.09	20.93	3.98	65.0	± 9.6 %
		Y	7.55	76.61	21.68		65.0	
		Z	6.86	74.78	20.59		65.0	
10267-CAB	LTE-TDD (SC-FDMA, 100% RB, 10 MHz, QPSK)	X	7.01	79.05	21.80	3.98	65.0	± 9.6 %
		Y	8.19	79.71	21.98		65.0	
		Z	7.09	77.11	20.65		65.0	
10268-CAB	LTE-TDD (SC-FDMA, 100% RB, 15 MHz, 16-QAM)	X	6.54	73.87	20.51	3.98	65.0	± 9.6 %
		Y	7.70	75.41	21.18		65.0	
		Z	7.12	73.89	20.25		65.0	
10269-CAB	LTE-TDD (SC-FDMA, 100% RB, 15 MHz, 64-QAM)	X	6.52	73.47	20.39	3.98	65.0	± 9.6 %
		Y	7.63	74.96	21.06		65.0	
		Z	7.08	73.52	20.16		65.0	
10270-CAB	LTE-TDD (SC-FDMA, 100% RB, 15 MHz, QPSK)	X	6.72	76.10	20.81	3.98	65.0	± 9.6 %
		Y	7.77	76.91	21.02		65.0	
		Z	7.04	75.13	20.02		65.0	

10274-CAB	UMTS-FDD (HSUPA, Subtest 5, 3GPP Rel8.10)	X	2.68	67.93	16.00	0.00	150.0	± 9.6 %
		Y	2.70	66.71	15.69		150.0	
		Z	2.60	66.12	15.13		150.0	
10275-CAB	UMTS-FDD (HSUPA, Subtest 5, 3GPP Rel8.4)	X	1.86	71.35	17.51	0.00	150.0	± 9.6 %
		Y	1.79	69.27	16.54		150.0	
		Z	1.60	67.20	15.22		150.0	
10277-CAA	PHS (QPSK)	X	2.51	62.07	7.69	9.03	50.0	± 9.6 %
		Y	3.60	65.47	10.92		50.0	
		Z	3.21	64.00	9.69		50.0	
10278-CAA	PHS (QPSK, BW 884MHz, Rolloff 0.5)	X	4.14	68.90	13.57	9.03	50.0	± 9.6 %
		Y	8.03	79.56	19.93		50.0	
		Z	5.72	73.56	16.82		50.0	
10279-CAA	PHS (QPSK, BW 884MHz, Rolloff 0.38)	X	4.23	69.12	13.72	9.03	50.0	± 9.6 %
		Y	8.23	79.82	20.06		50.0	
		Z	5.85	73.80	16.95		50.0	
10290-AAB	CDMA2000, RC1, SO55, Full Rate	X	2.16	75.12	16.21	0.00	150.0	± 9.6 %
		Y	1.91	71.91	16.34		150.0	
		Z	1.49	68.32	14.21		150.0	
10291-AAB	CDMA2000, RC3, SO55, Full Rate	X	1.24	72.30	15.09	0.00	150.0	± 9.6 %
		Y	1.08	68.86	14.96		150.0	
		Z	0.85	65.38	12.66		150.0	
10292-AAB	CDMA2000, RC3, SO32, Full Rate	X	13.33	104.67	25.79	0.00	150.0	± 9.6 %
		Y	1.50	74.81	18.02		150.0	
		Z	1.03	68.79	14.75		150.0	
10293-AAB	CDMA2000, RC3, SO3, Full Rate	X	100.00	135.60	33.89	0.00	150.0	± 9.6 %
		Y	2.41	82.36	21.43		150.0	
		Z	1.44	73.75	17.42		150.0	
10295-AAB	CDMA2000, RC1, SO3, 1/8th Rate 25 fr.	X	11.05	85.41	22.93	9.03	50.0	± 9.6 %
		Y	8.87	82.92	23.80		50.0	
		Z	7.57	79.23	21.65		50.0	
10297-AAA	LTE-FDD (SC-FDMA, 50% RB, 20 MHz, QPSK)	X	2.93	71.67	17.91	0.00	150.0	± 9.6 %
		Y	3.03	70.79	17.22		150.0	
		Z	2.77	69.28	16.35		150.0	
10298-AAB	LTE-FDD (SC-FDMA, 50% RB, 3 MHz, QPSK)	X	1.80	70.98	15.29	0.00	150.0	± 9.6 %
		Y	1.94	70.01	16.02		150.0	
		Z	1.64	67.53	14.38		150.0	
10299-AAB	LTE-FDD (SC-FDMA, 50% RB, 3 MHz, 16-QAM)	X	2.25	68.93	13.39	0.00	150.0	± 9.6 %
		Y	3.57	73.44	16.90		150.0	
		Z	2.68	69.23	14.47		150.0	
10300-AAB	LTE-FDD (SC-FDMA, 50% RB, 3 MHz, 64-QAM)	X	1.52	63.47	9.92	0.00	150.0	± 9.6 %
		Y	2.60	68.00	13.77		150.0	
		Z	2.12	65.38	11.93		150.0	
10301-AAA	IEEE 802.16e WiMAX (29:18, 5ms, 10MHz, QPSK, PUSC)	X	4.73	66.14	17.79	4.17	50.0	± 9.6 %
		Y	5.14	66.14	17.98		50.0	
		Z	4.87	65.30	17.38		50.0	
10302-AAA	IEEE 802.16e WiMAX (29:18, 5ms, 10MHz, QPSK, PUSC, 3 CTRL symbols)	X	5.19	66.64	18.43	4.96	50.0	± 9.6 %
		Y	5.69	67.11	18.91		50.0	
		Z	5.42	66.20	18.24		50.0	

10303-AAA	IEEE 802.16e WiMAX (31:15, 5ms, 10MHz, 64QAM, PUSC)	X	4.96	66.34	18.27	4.96	50.0	± 9.6 %
		Y	5.48	66.96	18.88		50.0	
		Z	5.20	65.95	18.14		50.0	
10304-AAA	IEEE 802.16e WiMAX (29:18, 5ms, 10MHz, 64QAM, PUSC)	X	4.76	66.23	17.80	4.17	50.0	± 9.6 %
		Y	5.21	66.54	18.19		50.0	
		Z	4.96	65.68	17.56		50.0	
10305-AAA	IEEE 802.16e WiMAX (31:15, 10ms, 10MHz, 64QAM, PUSC, 15 symbols)	X	4.83	70.07	20.50	6.02	35.0	± 9.6 %
		Y	5.51	71.60	22.16		35.0	
		Z	4.98	69.23	20.55		35.0	
10306-AAA	IEEE 802.16e WiMAX (29:18, 10ms, 10MHz, 64QAM, PUSC, 18 symbols)	X	4.91	68.09	19.77	6.02	35.0	± 9.6 %
		Y	5.42	68.18	20.25		35.0	
		Z	5.11	67.47	19.73		35.0	
10307-AAA	IEEE 802.16e WiMAX (29:18, 10ms, 10MHz, QPSK, PUSC, 18 symbols)	X	4.83	68.37	19.78	6.02	35.0	± 9.6 %
		Y	5.47	69.61	21.06		35.0	
		Z	5.07	67.89	19.81		35.0	
10308-AAA	IEEE 802.16e WiMAX (29:18, 10ms, 10MHz, 16QAM, PUSC)	X	4.84	68.69	19.98	6.02	35.0	± 9.6 %
		Y	5.46	69.92	21.24		35.0	
		Z	5.05	68.12	19.96		35.0	
10309-AAA	IEEE 802.16e WiMAX (29:18, 10ms, 10MHz, 16QAM, AMC 2x3, 18 symbols)	X	4.94	68.23	19.88	6.02	35.0	± 9.6 %
		Y	5.52	68.51	20.43		35.0	
		Z	5.19	67.72	19.88		35.0	
10310-AAA	IEEE 802.16e WiMAX (29:18, 10ms, 10MHz, QPSK, AMC 2x3, 18 symbols)	X	4.88	68.25	19.79	6.02	35.0	± 9.6 %
		Y	5.44	69.18	20.91		35.0	
		Z	5.08	67.61	19.74		35.0	
10311-AAA	LTE-FDD (SC-FDMA, 100% RB, 15 MHz, QPSK)	X	3.31	70.70	17.41	0.00	150.0	± 9.6 %
		Y	3.40	70.05	16.83		150.0	
		Z	3.13	68.65	16.04		150.0	
10313-AAA	iDEN 1:3	X	4.31	74.90	16.96	6.99	70.0	± 9.6 %
		Y	5.76	76.90	17.84		70.0	
		Z	4.08	72.13	15.67		70.0	
10314-AAA	iDEN 1:6	X	7.33	84.94	23.33	10.00	30.0	± 9.6 %
		Y	7.31	83.11	22.80		30.0	
		Z	4.98	76.71	20.14		30.0	
10315-AAB	IEEE 802.11b WiFi 2.4 GHz (DSSS, 1 Mbps, 96pc duty cycle)	X	1.15	65.39	16.53	0.17	150.0	± 9.6 %
		Y	1.15	64.64	15.92		150.0	
		Z	1.10	63.46	14.86		150.0	
10316-AAB	IEEE 802.11g WiFi 2.4 GHz (ERP-OFDM, 6 Mbps, 96pc duty cycle)	X	4.52	67.01	16.57	0.17	150.0	± 9.6 %
		Y	4.73	66.76	16.44		150.0	
		Z	4.65	66.51	16.17		150.0	
10317-AAB	IEEE 802.11a WiFi 5 GHz (OFDM, 6 Mbps, 96pc duty cycle)	X	4.52	67.01	16.57	0.17	150.0	± 9.6 %
		Y	4.73	66.76	16.44		150.0	
		Z	4.65	66.51	16.17		150.0	
10400-AAC	IEEE 802.11ac WiFi (20MHz, 64-QAM, 99pc duty cycle)	X	4.62	67.36	16.62	0.00	150.0	± 9.6 %
		Y	4.87	67.12	16.43		150.0	
		Z	4.77	66.88	16.19		150.0	
10401-AAC	IEEE 802.11ac WiFi (40MHz, 64-QAM, 99pc duty cycle)	X	5.32	67.33	16.68	0.00	150.0	± 9.6 %
		Y	5.49	67.16	16.50		150.0	
		Z	5.43	67.01	16.32		150.0	

10402-AAC	IEEE 802.11ac WiFi (80MHz, 64-QAM, 99pc duty cycle)	X	5.60	67.66	16.72	0.00	150.0	± 9.6 %
		Y	5.79	67.68	16.60		150.0	
		Z	5.72	67.47	16.40		150.0	
10403-AAB	CDMA2000 (1xEV-DO, Rev. 0)	X	2.16	75.12	16.21	0.00	115.0	± 9.6 %
		Y	1.91	71.91	16.34		115.0	
		Z	1.49	68.32	14.21		115.0	
10404-AAB	CDMA2000 (1xEV-DO, Rev. A)	X	2.16	75.12	16.21	0.00	115.0	± 9.6 %
		Y	1.91	71.91	16.34		115.0	
		Z	1.49	68.32	14.21		115.0	
10406-AAB	CDMA2000, RC3, SO32, SCH0, Full Rate	X	100.00	127.59	32.37	0.00	100.0	± 9.6 %
		Y	100.00	123.98	31.83		100.0	
		Z	14.26	95.15	24.05		100.0	
10410-AAA	LTE-TDD (SC-FDMA, 1 RB, 10 MHz, QPSK, UL Subframe=2,3,4,7,8,9)	X	100.00	124.06	30.89	3.23	80.0	± 9.6 %
		Y	100.00	119.95	30.07		80.0	
		Z	11.66	89.63	21.52		80.0	
10415-AAA	IEEE 802.11b WiFi 2.4 GHz (DSSS, 1 Mbps, 99pc duty cycle)	X	1.06	64.51	16.01	0.00	150.0	± 9.6 %
		Y	1.04	63.51	15.25		150.0	
		Z	1.01	62.60	14.33		150.0	
10416-AAA	IEEE 802.11g WiFi 2.4 GHz (ERP-OFDM, 6 Mbps, 99pc duty cycle)	X	4.49	67.08	16.58	0.00	150.0	± 9.6 %
		Y	4.67	66.72	16.37		150.0	
		Z	4.59	66.53	16.14		150.0	
10417-AAA	IEEE 802.11a/h WiFi 5 GHz (OFDM, 6 Mbps, 99pc duty cycle)	X	4.49	67.08	16.58	0.00	150.0	± 9.6 %
		Y	4.67	66.72	16.37		150.0	
		Z	4.59	66.53	16.14		150.0	
10418-AAA	IEEE 802.11g WiFi 2.4 GHz (DSSS-OFDM, 6 Mbps, 99pc duty cycle, Long preambule)	X	4.49	67.30	16.63	0.00	150.0	± 9.6 %
		Y	4.65	66.87	16.37		150.0	
		Z	4.58	66.67	16.15		150.0	
10419-AAA	IEEE 802.11g WiFi 2.4 GHz (DSSS-OFDM, 6 Mbps, 99pc duty cycle, Short preambule)	X	4.50	67.22	16.62	0.00	150.0	± 9.6 %
		Y	4.68	66.82	16.38		150.0	
		Z	4.60	66.63	16.16		150.0	
10422-AAA	IEEE 802.11n (HT Greenfield, 7.2 Mbps, BPSK)	X	4.61	67.18	16.61	0.00	150.0	± 9.6 %
		Y	4.80	66.83	16.39		150.0	
		Z	4.73	66.64	16.18		150.0	
10423-AAA	IEEE 802.11n (HT Greenfield, 43.3 Mbps, 16-QAM)	X	4.75	67.46	16.71	0.00	150.0	± 9.6 %
		Y	5.00	67.20	16.53		150.0	
		Z	4.91	66.98	16.30		150.0	
10424-AAA	IEEE 802.11n (HT Greenfield, 72.2 Mbps, 64-QAM)	X	4.68	67.42	16.69	0.00	150.0	± 9.6 %
		Y	4.91	67.14	16.49		150.0	
		Z	4.82	66.93	16.27		150.0	
10425-AAA	IEEE 802.11n (HT Greenfield, 15 Mbps, BPSK)	X	5.29	67.59	16.82	0.00	150.0	± 9.6 %
		Y	5.47	67.41	16.61		150.0	
		Z	5.41	67.25	16.44		150.0	
10426-AAA	IEEE 802.11n (HT Greenfield, 90 Mbps, 16-QAM)	X	5.31	67.68	16.86	0.00	150.0	± 9.6 %
		Y	5.48	67.44	16.63		150.0	
		Z	5.41	67.26	16.44		150.0	

10427-AAA	IEEE 802.11n (HT Greenfield, 150 Mbps, 64-QAM)	X	5.29	67.52	16.78	0.00	150.0	± 9.6 %
		Y	5.50	67.46	16.63		150.0	
		Z	5.43	67.26	16.43		150.0	
10430-AAA	LTE-FDD (OFDMA, 5 MHz, E-TM 3.1)	X	4.63	73.67	19.48	0.00	150.0	± 9.6 %
		Y	4.38	70.39	18.28		150.0	
		Z	4.34	70.59	18.21		150.0	
10431-AAA	LTE-FDD (OFDMA, 10 MHz, E-TM 3.1)	X	4.15	67.84	16.60	0.00	150.0	± 9.6 %
		Y	4.40	67.31	16.45		150.0	
		Z	4.29	67.04	16.16		150.0	
10432-AAA	LTE-FDD (OFDMA, 15 MHz, E-TM 3.1)	X	4.45	67.57	16.66	0.00	150.0	± 9.6 %
		Y	4.69	67.19	16.47		150.0	
		Z	4.59	66.95	16.22		150.0	
10433-AAA	LTE-FDD (OFDMA, 20 MHz, E-TM 3.1)	X	4.70	67.46	16.71	0.00	150.0	± 9.6 %
		Y	4.93	67.18	16.52		150.0	
		Z	4.84	66.96	16.29		150.0	
10434-AAA	W-CDMA (BS Test Model 1, 64 DPCH)	X	4.94	75.22	19.61	0.00	150.0	± 9.6 %
		Y	4.49	71.19	18.31		150.0	
		Z	4.45	71.43	18.22		150.0	
10435-AAA	LTE-TDD (SC-FDMA, 1 RB, 20 MHz, QPSK, UL Subframe=2,3,4,7,8,9)	X	100.00	123.75	30.75	3.23	80.0	± 9.6 %
		Y	100.00	119.75	29.98		80.0	
		Z	11.13	88.92	21.27		80.0	
10447-AAA	LTE-FDD (OFDMA, 5 MHz, E-TM 3.1, Clipping 44%)	X	3.46	68.09	15.85	0.00	150.0	± 9.6 %
		Y	3.73	67.44	16.02		150.0	
		Z	3.59	67.02	15.56		150.0	
10448-AAA	LTE-FDD (OFDMA, 10 MHz, E-TM 3.1, Clippin 44%)	X	4.01	67.64	16.48	0.00	150.0	± 9.6 %
		Y	4.23	67.09	16.31		150.0	
		Z	4.12	66.82	16.01		150.0	
10449-AAA	LTE-FDD (OFDMA, 15 MHz, E-TM 3.1, Cliping 44%)	X	4.28	67.42	16.58	0.00	150.0	± 9.6 %
		Y	4.48	67.02	16.38		150.0	
		Z	4.39	66.78	16.12		150.0	
10450-AAA	LTE-FDD (OFDMA, 20 MHz, E-TM 3.1, Clipping 44%)	X	4.48	67.25	16.58	0.00	150.0	± 9.6 %
		Y	4.66	66.95	16.38		150.0	
		Z	4.58	66.72	16.14		150.0	
10451-AAA	W-CDMA (BS Test Model 1, 64 DPCH, Clipping 44%)	X	3.33	68.18	15.32	0.00	150.0	± 9.6 %
		Y	3.67	67.76	15.79		150.0	
		Z	3.50	67.23	15.24		150.0	
10456-AAA	IEEE 802.11ac WiFi (160MHz, 64-QAM, 99pc duty cycle)	X	6.23	68.21	17.00	0.00	150.0	± 9.6 %
		Y	6.33	68.03	16.78		150.0	
		Z	6.26	67.85	16.61		150.0	
10457-AAA	UMTS-FDD (DC-HSDPA)	X	3.79	65.76	16.30	0.00	150.0	± 9.6 %
		Y	3.86	65.36	16.10		150.0	
		Z	3.82	65.17	15.85		150.0	
10458-AAA	CDMA2000 (1xEV-DO, Rev. B, 2 carriers)	X	3.05	67.01	14.29	0.00	150.0	± 9.6 %
		Y	3.48	67.05	15.31		150.0	
		Z	3.32	66.56	14.71		150.0	
10459-AAA	CDMA2000 (1xEV-DO, Rev. B, 3 carriers)	X	4.19	65.60	15.56	0.00	150.0	± 9.6 %
		Y	4.63	65.36	16.07		150.0	
		Z	4.50	65.15	15.72		150.0	

10460-AAA	UMTS-FDD (WCDMA, AMR)	X	1.27	75.41	20.14	0.00	150.0	± 9.6 %
		Y	1.05	70.71	17.81		150.0	
		Z	0.86	66.76	15.37		150.0	
10461-AAA	LTE-TDD (SC-FDMA, 1 RB, 1.4 MHz, QPSK, UL Subframe=2,3,4,7,8,9)	X	100.00	127.84	32.72	3.29	80.0	± 9.6 %
		Y	100.00	123.27	31.69		80.0	
		Z	6.47	83.77	20.46		80.0	
10462-AAA	LTE-TDD (SC-FDMA, 1 RB, 1.4 MHz, 16-QAM, UL Subframe=2,3,4,7,8,9)	X	1.26	63.91	10.22	3.23	80.0	± 9.6 %
		Y	14.90	86.82	19.02		80.0	
		Z	1.81	64.45	10.77		80.0	
10463-AAA	LTE-TDD (SC-FDMA, 1 RB, 1.4 MHz, 64-QAM, UL Subframe=2,3,4,7,8,9)	X	0.85	60.00	7.76	3.23	80.0	± 9.6 %
		Y	4.74	73.69	14.47		80.0	
		Z	1.46	62.00	9.21		80.0	
10464-AAA	LTE-TDD (SC-FDMA, 1 RB, 3 MHz, QPSK, UL Subframe=2,3,4,7,8,9)	X	100.00	124.65	31.09	3.23	80.0	± 9.6 %
		Y	100.00	121.04	30.50		80.0	
		Z	5.02	79.91	18.70		80.0	
10465-AAA	LTE-TDD (SC-FDMA, 1 RB, 3 MHz, 16-QAM, UL Subframe=2,3,4,7,8,9)	X	1.13	62.86	9.67	3.23	80.0	± 9.6 %
		Y	9.25	81.62	17.45		80.0	
		Z	1.69	63.74	10.38		80.0	
10466-AAA	LTE-TDD (SC-FDMA, 1 RB, 3 MHz, 64-QAM, UL Subframe=2,3,4,7,8,9)	X	0.85	60.00	7.71	3.23	80.0	± 9.6 %
		Y	3.78	71.31	13.57		80.0	
		Z	1.40	61.59	8.96		80.0	
10467-AAA	LTE-TDD (SC-FDMA, 1 RB, 5 MHz, QPSK, UL Subframe=2,3,4,7,8,9)	X	100.00	125.03	31.26	3.23	80.0	± 9.6 %
		Y	100.00	121.26	30.60		80.0	
		Z	5.32	80.71	18.99		80.0	
10468-AAA	LTE-TDD (SC-FDMA, 1 RB, 5 MHz, 16-QAM, UL Subframe=2,3,4,7,8,9)	X	1.17	63.15	9.83	3.23	80.0	± 9.6 %
		Y	10.30	82.81	17.81		80.0	
		Z	1.71	63.90	10.47		80.0	
10469-AAA	LTE-TDD (SC-FDMA, 1 RB, 5 MHz, 64-QAM, UL Subframe=2,3,4,7,8,9)	X	0.85	60.00	7.71	3.23	80.0	± 9.6 %
		Y	3.80	71.39	13.60		80.0	
		Z	1.40	61.60	8.96		80.0	
10470-AAA	LTE-TDD (SC-FDMA, 1 RB, 10 MHz, QPSK, UL Subframe=2,3,4,7,8,9)	X	100.00	125.05	31.26	3.23	80.0	± 9.6 %
		Y	100.00	121.29	30.60		80.0	
		Z	5.31	80.70	18.98		80.0	
10471-AAA	LTE-TDD (SC-FDMA, 1 RB, 10 MHz, 16-QAM, UL Subframe=2,3,4,7,8,9)	X	1.16	63.09	9.79	3.23	80.0	± 9.6 %
		Y	10.21	82.69	17.77		80.0	
		Z	1.70	63.86	10.44		80.0	
10472-AAA	LTE-TDD (SC-FDMA, 1 RB, 10 MHz, 64-QAM, UL Subframe=2,3,4,7,8,9)	X	0.85	60.00	7.70	3.23	80.0	± 9.6 %
		Y	3.77	71.31	13.56		80.0	
		Z	1.40	61.57	8.94		80.0	
10473-AAA	LTE-TDD (SC-FDMA, 1 RB, 15 MHz, QPSK, UL Subframe=2,3,4,7,8,9)	X	100.00	125.02	31.24	3.23	80.0	± 9.6 %
		Y	100.00	121.25	30.59		80.0	
		Z	5.30	80.66	18.96		80.0	
10474-AAA	LTE-TDD (SC-FDMA, 1 RB, 15 MHz, 16-QAM, UL Subframe=2,3,4,7,8,9)	X	1.15	63.05	9.77	3.23	80.0	± 9.6 %
		Y	10.08	82.57	17.73		80.0	
		Z	1.70	63.84	10.43		80.0	
10475-AAA	LTE-TDD (SC-FDMA, 1 RB, 15 MHz, 64-QAM, UL Subframe=2,3,4,7,8,9)	X	0.85	60.00	7.70	3.23	80.0	± 9.6 %
		Y	3.75	71.25	13.54		80.0	
		Z	1.39	61.55	8.93		80.0	

10477-AAA	LTE-TDD (SC-FDMA, 1 RB, 20 MHz, 16-QAM, UL Subframe=2,3,4,7,8,9)	X	1.12	62.81	9.63	3.23	80.0	± 9.6 %
		Y	9.29	81.66	17.43		80.0	
		Z	1.68	63.69	10.35		80.0	
10478-AAA	LTE-TDD (SC-FDMA, 1 RB, 20 MHz, 64-QAM, UL Subframe=2,3,4,7,8,9)	X	0.85	60.00	7.69	3.23	80.0	± 9.6 %
		Y	3.71	71.13	13.49		80.0	
		Z	1.39	61.52	8.91		80.0	
10479-AAA	LTE-TDD (SC-FDMA, 50% RB, 1.4 MHz, QPSK, UL Subframe=2,3,4,7,8,9)	X	16.34	98.15	26.22	3.23	80.0	± 9.6 %
		Y	8.05	85.58	23.31		80.0	
		Z	4.44	75.80	19.08		80.0	
10480-AAA	LTE-TDD (SC-FDMA, 50% RB, 1.4 MHz, 16-QAM, UL Subframe=2,3,4,7,8,9)	X	8.15	82.28	19.17	3.23	80.0	± 9.6 %
		Y	9.14	82.89	20.82		80.0	
		Z	4.48	72.61	16.42		80.0	
10481-AAA	LTE-TDD (SC-FDMA, 50% RB, 1.4 MHz, 64-QAM, UL Subframe=2,3,4,7,8,9)	X	4.98	75.50	16.46	3.23	80.0	± 9.6 %
		Y	7.94	80.29	19.62		80.0	
		Z	4.00	70.70	15.36		80.0	
10482-AAA	LTE-TDD (SC-FDMA, 50% RB, 3 MHz, QPSK, UL Subframe=2,3,4,7,8,9)	X	3.11	72.47	16.27	2.23	80.0	± 9.6 %
		Y	4.49	76.30	19.03		80.0	
		Z	2.84	69.51	15.71		80.0	
10483-AAA	LTE-TDD (SC-FDMA, 50% RB, 3 MHz, 16-QAM, UL Subframe=2,3,4,7,8,9)	X	3.23	69.48	14.33	2.23	80.0	± 9.6 %
		Y	6.12	77.20	19.06		80.0	
		Z	3.70	69.78	15.41		80.0	
10484-AAA	LTE-TDD (SC-FDMA, 50% RB, 3 MHz, 64-QAM, UL Subframe=2,3,4,7,8,9)	X	2.99	68.30	13.84	2.23	80.0	± 9.6 %
		Y	5.80	76.19	18.70		80.0	
		Z	3.62	69.26	15.20		80.0	
10485-AAA	LTE-TDD (SC-FDMA, 50% RB, 5 MHz, QPSK, UL Subframe=2,3,4,7,8,9)	X	3.90	76.03	18.96	2.23	80.0	± 9.6 %
		Y	4.65	76.77	19.89		80.0	
		Z	3.19	70.88	17.04		80.0	
10486-AAA	LTE-TDD (SC-FDMA, 50% RB, 5 MHz, 16-QAM, UL Subframe=2,3,4,7,8,9)	X	3.22	69.78	15.73	2.23	80.0	± 9.6 %
		Y	4.07	71.59	17.54		80.0	
		Z	3.24	68.15	15.55		80.0	
10487-AAA	LTE-TDD (SC-FDMA, 50% RB, 5 MHz, 64-QAM, UL Subframe=2,3,4,7,8,9)	X	3.17	69.19	15.46	2.23	80.0	± 9.6 %
		Y	4.05	71.16	17.36		80.0	
		Z	3.26	67.91	15.45		80.0	
10488-AAA	LTE-TDD (SC-FDMA, 50% RB, 10 MHz, QPSK, UL Subframe=2,3,4,7,8,9)	X	3.89	74.31	19.36	2.23	80.0	± 9.6 %
		Y	4.74	75.31	19.78		80.0	
		Z	3.62	70.94	17.62		80.0	
10489-AAA	LTE-TDD (SC-FDMA, 50% RB, 10 MHz, 16-QAM, UL Subframe=2,3,4,7,8,9)	X	3.61	70.11	17.53	2.23	80.0	± 9.6 %
		Y	4.17	70.61	18.05		80.0	
		Z	3.61	68.29	16.66		80.0	
10490-AAA	LTE-TDD (SC-FDMA, 50% RB, 10 MHz, 64-QAM, UL Subframe=2,3,4,7,8,9)	X	3.68	69.86	17.43	2.23	80.0	± 9.6 %
		Y	4.25	70.34	17.96		80.0	
		Z	3.72	68.19	16.64		80.0	
10491-AAA	LTE-TDD (SC-FDMA, 50% RB, 15 MHz, QPSK, UL Subframe=2,3,4,7,8,9)	X	3.96	72.11	18.69	2.23	80.0	± 9.6 %
		Y	4.74	73.16	19.02		80.0	
		Z	3.92	70.03	17.39		80.0	
10492-AAA	LTE-TDD (SC-FDMA, 50% RB, 15 MHz, 16-QAM, UL Subframe=2,3,4,7,8,9)	X	3.88	69.01	17.48	2.23	80.0	± 9.6 %
		Y	4.46	69.66	17.87		80.0	
		Z	4.00	67.90	16.78		80.0	

10493-AAA	LTE-TDD (SC-FDMA, 50% RB, 15 MHz, 64-QAM, UL Subframe=2,3,4,7,8,9)	X	3.93	68.84	17.41	2.23	80.0	± 9.6 %
		Y	4.52	69.48	17.82		80.0	
		Z	4.08	67.81	16.77		80.0	
10494-AAA	LTE-TDD (SC-FDMA, 50% RB, 20 MHz, QPSK, UL Subframe=2,3,4,7,8,9)	X	4.32	73.69	19.20	2.23	80.0	± 9.6 %
		Y	5.29	75.06	19.58		80.0	
		Z	4.18	71.25	17.73		80.0	
10495-AAA	LTE-TDD (SC-FDMA, 50% RB, 20 MHz, 16-QAM, UL Subframe=2,3,4,7,8,9)	X	3.92	69.34	17.70	2.23	80.0	± 9.6 %
		Y	4.53	70.19	18.09		80.0	
		Z	4.04	68.27	16.95		80.0	
10496-AAA	LTE-TDD (SC-FDMA, 50% RB, 20 MHz, 64-QAM, UL Subframe=2,3,4,7,8,9)	X	3.98	69.05	17.60	2.23	80.0	± 9.6 %
		Y	4.58	69.81	17.97		80.0	
		Z	4.12	68.07	16.91		80.0	
10497-AAA	LTE-TDD (SC-FDMA, 100% RB, 1.4 MHz, QPSK, UL Subframe=2,3,4,7,8,9)	X	1.72	64.88	11.75	2.23	80.0	± 9.6 %
		Y	3.58	73.16	17.12		80.0	
		Z	2.20	66.42	13.58		80.0	
10498-AAA	LTE-TDD (SC-FDMA, 100% RB, 1.4 MHz, 16-QAM, UL Subframe=2,3,4,7,8,9)	X	1.30	60.00	8.13	2.23	80.0	± 9.6 %
		Y	2.81	67.13	13.70		80.0	
		Z	1.98	62.85	11.00		80.0	
10499-AAA	LTE-TDD (SC-FDMA, 100% RB, 1.4 MHz, 64-QAM, UL Subframe=2,3,4,7,8,9)	X	1.32	60.00	7.98	2.23	80.0	± 9.6 %
		Y	2.75	66.54	13.31		80.0	
		Z	1.95	62.46	10.68		80.0	
10500-AAA	LTE-TDD (SC-FDMA, 100% RB, 3 MHz, QPSK, UL Subframe=2,3,4,7,8,9)	X	3.82	75.04	19.03	2.23	80.0	± 9.6 %
		Y	4.55	75.62	19.66		80.0	
		Z	3.32	70.66	17.20		80.0	
10501-AAA	LTE-TDD (SC-FDMA, 100% RB, 3 MHz, 16-QAM, UL Subframe=2,3,4,7,8,9)	X	3.45	70.22	16.55	2.23	80.0	± 9.6 %
		Y	4.10	71.10	17.69		80.0	
		Z	3.41	68.23	15.99		80.0	
10502-AAA	LTE-TDD (SC-FDMA, 100% RB, 3 MHz, 64-QAM, UL Subframe=2,3,4,7,8,9)	X	3.48	69.95	16.36	2.23	80.0	± 9.6 %
		Y	4.15	70.89	17.57		80.0	
		Z	3.47	68.14	15.91		80.0	
10503-AAA	LTE-TDD (SC-FDMA, 100% RB, 5 MHz, QPSK, UL Subframe=2,3,4,7,8,9)	X	3.83	74.06	19.24	2.23	80.0	± 9.6 %
		Y	4.68	75.11	19.69		80.0	
		Z	3.58	70.77	17.54		80.0	
10504-AAA	LTE-TDD (SC-FDMA, 100% RB, 5 MHz, 16-QAM, UL Subframe=2,3,4,7,8,9)	X	3.59	69.99	17.46	2.23	80.0	± 9.6 %
		Y	4.16	70.53	18.00		80.0	
		Z	3.60	68.21	16.61		80.0	
10505-AAA	LTE-TDD (SC-FDMA, 100% RB, 5 MHz, 64-QAM, UL Subframe=2,3,4,7,8,9)	X	3.66	69.75	17.36	2.23	80.0	± 9.6 %
		Y	4.23	70.25	17.91		80.0	
		Z	3.70	68.11	16.59		80.0	
10506-AAA	LTE-TDD (SC-FDMA, 100% RB, 10 MHz, QPSK, UL Subframe=2,3,4,7,8,9)	X	4.28	73.52	19.12	2.23	80.0	± 9.6 %
		Y	5.24	74.92	19.51		80.0	
		Z	4.15	71.12	17.66		80.0	
10507-AAA	LTE-TDD (SC-FDMA, 100% RB, 10 MHz, 16-QAM, UL Subframe=2,3,4,7,8,9)	X	3.90	69.27	17.66	2.23	80.0	± 9.6 %
		Y	4.51	70.14	18.06		80.0	
		Z	4.02	68.21	16.91		80.0	

10508-AAA	LTE-TDD (SC-FDMA, 100% RB, 10 MHz, 64-QAM, UL Subframe=2,3,4,7,8,9)	X	3.97	68.96	17.55	2.23	80.0	± 9.6 %
		Y	4.57	69.75	17.93		80.0	
		Z	4.11	68.00	16.87		80.0	
10509-AAA	LTE-TDD (SC-FDMA, 100% RB, 15 MHz, QPSK, UL Subframe=2,3,4,7,8,9)	X	4.54	71.87	18.48	2.23	80.0	± 9.6 %
		Y	5.35	73.05	18.77		80.0	
		Z	4.54	70.32	17.38		80.0	
10510-AAA	LTE-TDD (SC-FDMA, 100% RB, 15 MHz, 16-QAM, UL Subframe=2,3,4,7,8,9)	X	4.34	68.76	17.59	2.23	80.0	± 9.6 %
		Y	4.97	69.73	17.95		80.0	
		Z	4.53	68.16	17.00		80.0	
10511-AAA	LTE-TDD (SC-FDMA, 100% RB, 15 MHz, 64-QAM, UL Subframe=2,3,4,7,8,9)	X	4.39	68.51	17.51	2.23	80.0	± 9.6 %
		Y	5.00	69.40	17.85		80.0	
		Z	4.59	67.95	16.96		80.0	
10512-AAA	LTE-TDD (SC-FDMA, 100% RB, 20 MHz, QPSK, UL Subframe=2,3,4,7,8,9)	X	4.78	73.48	18.98	2.23	80.0	± 9.6 %
		Y	5.80	75.09	19.41		80.0	
		Z	4.67	71.54	17.71		80.0	
10513-AAA	LTE-TDD (SC-FDMA, 100% RB, 20 MHz, 16-QAM, UL Subframe=2,3,4,7,8,9)	X	4.24	69.00	17.69	2.23	80.0	± 9.6 %
		Y	4.89	70.17	18.11		80.0	
		Z	4.41	68.40	17.07		80.0	
10514-AAA	LTE-TDD (SC-FDMA, 100% RB, 20 MHz, 64-QAM, UL Subframe=2,3,4,7,8,9)	X	4.26	68.58	17.56	2.23	80.0	± 9.6 %
		Y	4.87	69.63	17.95		80.0	
		Z	4.44	68.04	16.99		80.0	
10515-AAA	IEEE 802.11b WiFi 2.4 GHz (DSSS, 2 Mbps, 99pc duty cycle)	X	1.03	64.84	16.18	0.00	150.0	± 9.6 %
		Y	1.01	63.76	15.35		150.0	
		Z	0.97	62.74	14.37		150.0	
10516-AAA	IEEE 802.11b WiFi 2.4 GHz (DSSS, 5.5 Mbps, 99pc duty cycle)	X	1.37	87.37	25.57	0.00	150.0	± 9.6 %
		Y	0.82	76.24	20.55		150.0	
		Z	0.54	67.46	15.73		150.0	
10517-AAA	IEEE 802.11b WiFi 2.4 GHz (DSSS, 11 Mbps, 99pc duty cycle)	X	0.93	68.34	17.75	0.00	150.0	± 9.6 %
		Y	0.89	66.40	16.42		150.0	
		Z	0.81	64.28	14.78		150.0	
10518-AAA	IEEE 802.11a/h WiFi 5 GHz (OFDM, 9 Mbps, 99pc duty cycle)	X	4.48	67.19	16.57	0.00	150.0	± 9.6 %
		Y	4.66	66.80	16.35		150.0	
		Z	4.59	66.60	16.12		150.0	
10519-AAA	IEEE 802.11a/h WiFi 5 GHz (OFDM, 12 Mbps, 99pc duty cycle)	X	4.64	67.36	16.66	0.00	150.0	± 9.6 %
		Y	4.88	67.08	16.48		150.0	
		Z	4.79	66.86	16.25		150.0	
10520-AAA	IEEE 802.11a/h WiFi 5 GHz (OFDM, 18 Mbps, 99pc duty cycle)	X	4.50	67.33	16.59	0.00	150.0	± 9.6 %
		Y	4.73	67.07	16.42		150.0	
		Z	4.64	66.83	16.17		150.0	
10521-AAA	IEEE 802.11a/h WiFi 5 GHz (OFDM, 24 Mbps, 99pc duty cycle)	X	4.43	67.32	16.58	0.00	150.0	± 9.6 %
		Y	4.66	67.08	16.41		150.0	
		Z	4.57	66.82	16.16		150.0	
10522-AAA	IEEE 802.11a/h WiFi 5 GHz (OFDM, 36 Mbps, 99pc duty cycle)	X	4.49	67.45	16.68	0.00	150.0	± 9.6 %
		Y	4.71	67.07	16.44		150.0	
		Z	4.62	66.87	16.22		150.0	

10523-AAA	IEEE 802.11a/h WiFi 5 GHz (OFDM, 48 Mbps, 99pc duty cycle)	X	4.40	67.41	16.59	0.00	150.0	± 9.6 %
		Y	4.58	66.97	16.31		150.0	
		Z	4.50	66.74	16.07		150.0	
10524-AAA	IEEE 802.11a/h WiFi 5 GHz (OFDM, 54 Mbps, 99pc duty cycle)	X	4.44	67.39	16.66	0.00	150.0	± 9.6 %
		Y	4.66	67.02	16.43		150.0	
		Z	4.57	66.80	16.19		150.0	
10525-AAA	IEEE 802.11ac WiFi (20MHz, MCS0, 99pc duty cycle)	X	4.46	66.48	16.28	0.00	150.0	± 9.6 %
		Y	4.62	66.06	16.02		150.0	
		Z	4.54	65.85	15.79		150.0	
10526-AAA	IEEE 802.11ac WiFi (20MHz, MCS1, 99pc duty cycle)	X	4.60	66.79	16.40	0.00	150.0	± 9.6 %
		Y	4.82	66.46	16.16		150.0	
		Z	4.72	66.22	15.93		150.0	
10527-AAA	IEEE 802.11ac WiFi (20MHz, MCS2, 99pc duty cycle)	X	4.53	66.77	16.35	0.00	150.0	± 9.6 %
		Y	4.74	66.44	16.12		150.0	
		Z	4.64	66.19	15.88		150.0	
10528-AAA	IEEE 802.11ac WiFi (20MHz, MCS3, 99pc duty cycle)	X	4.54	66.78	16.38	0.00	150.0	± 9.6 %
		Y	4.75	66.46	16.15		150.0	
		Z	4.66	66.21	15.91		150.0	
10529-AAA	IEEE 802.11ac WiFi (20MHz, MCS4, 99pc duty cycle)	X	4.54	66.78	16.38	0.00	150.0	± 9.6 %
		Y	4.75	66.46	16.15		150.0	
		Z	4.66	66.21	15.91		150.0	
10531-AAA	IEEE 802.11ac WiFi (20MHz, MCS6, 99pc duty cycle)	X	4.52	66.84	16.38	0.00	150.0	± 9.6 %
		Y	4.76	66.60	16.18		150.0	
		Z	4.66	66.32	15.93		150.0	
10532-AAA	IEEE 802.11ac WiFi (20MHz, MCS7, 99pc duty cycle)	X	4.39	66.72	16.32	0.00	150.0	± 9.6 %
		Y	4.61	66.47	16.13		150.0	
		Z	4.51	66.18	15.86		150.0	
10533-AAA	IEEE 802.11ac WiFi (20MHz, MCS8, 99pc duty cycle)	X	4.55	66.87	16.39	0.00	150.0	± 9.6 %
		Y	4.77	66.48	16.13		150.0	
		Z	4.67	66.24	15.89		150.0	
10534-AAA	IEEE 802.11ac WiFi (40MHz, MCS0, 99pc duty cycle)	X	5.09	66.73	16.38	0.00	150.0	± 9.6 %
		Y	5.26	66.58	16.18		150.0	
		Z	5.19	66.36	15.98		150.0	
10535-AAA	IEEE 802.11ac WiFi (40MHz, MCS1, 99pc duty cycle)	X	5.14	66.89	16.46	0.00	150.0	± 9.6 %
		Y	5.33	66.72	16.24		150.0	
		Z	5.25	66.50	16.04		150.0	
10536-AAA	IEEE 802.11ac WiFi (40MHz, MCS2, 99pc duty cycle)	X	5.03	66.89	16.44	0.00	150.0	± 9.6 %
		Y	5.20	66.71	16.22		150.0	
		Z	5.12	66.47	16.01		150.0	
10537-AAA	IEEE 802.11ac WiFi (40MHz, MCS3, 99pc duty cycle)	X	5.08	66.84	16.42	0.00	150.0	± 9.6 %
		Y	5.27	66.68	16.21		150.0	
		Z	5.18	66.44	16.00		150.0	
10538-AAA	IEEE 802.11ac WiFi (40MHz, MCS4, 99pc duty cycle)	X	5.15	66.81	16.44	0.00	150.0	± 9.6 %
		Y	5.37	66.74	16.28		150.0	
		Z	5.28	66.49	16.06		150.0	
10540-AAA	IEEE 802.11ac WiFi (40MHz, MCS6, 99pc duty cycle)	X	5.09	66.80	16.45	0.00	150.0	± 9.6 %
		Y	5.28	66.69	16.27		150.0	
		Z	5.20	66.47	16.06		150.0	

10541-AAA	IEEE 802.11ac WiFi (40MHz, MCS7, 99pc duty cycle)	X	5.06	66.68	16.38	0.00	150.0	± 9.6 %
		Y	5.26	66.60	16.22		150.0	
		Z	5.18	66.36	16.00		150.0	
10542-AAA	IEEE 802.11ac WiFi (40MHz, MCS8, 99pc duty cycle)	X	5.22	66.77	16.43	0.00	150.0	± 9.6 %
		Y	5.41	66.64	16.25		150.0	
		Z	5.33	66.43	16.05		150.0	
10543-AAA	IEEE 802.11ac WiFi (40MHz, MCS9, 99pc duty cycle)	X	5.28	66.79	16.47	0.00	150.0	± 9.6 %
		Y	5.50	66.65	16.27		150.0	
		Z	5.41	66.46	16.08		150.0	
10544-AAA	IEEE 802.11ac WiFi (80MHz, MCS0, 99pc duty cycle)	X	5.42	66.77	16.34	0.00	150.0	± 9.6 %
		Y	5.55	66.69	16.17		150.0	
		Z	5.48	66.48	15.98		150.0	
10545-AAA	IEEE 802.11ac WiFi (80MHz, MCS1, 99pc duty cycle)	X	5.61	67.23	16.53	0.00	150.0	± 9.6 %
		Y	5.75	67.07	16.30		150.0	
		Z	5.67	66.87	16.11		150.0	
10546-AAA	IEEE 802.11ac WiFi (80MHz, MCS2, 99pc duty cycle)	X	5.46	66.92	16.38	0.00	150.0	± 9.6 %
		Y	5.64	66.96	16.27		150.0	
		Z	5.56	66.72	16.06		150.0	
10547-AAA	IEEE 802.11ac WiFi (80MHz, MCS3, 99pc duty cycle)	X	5.54	67.00	16.42	0.00	150.0	± 9.6 %
		Y	5.73	67.04	16.29		150.0	
		Z	5.64	66.77	16.07		150.0	
10548-AAA	IEEE 802.11ac WiFi (80MHz, MCS4, 99pc duty cycle)	X	5.73	67.79	16.78	0.00	150.0	± 9.6 %
		Y	5.99	67.96	16.73		150.0	
		Z	5.87	67.64	16.48		150.0	
10550-AAA	IEEE 802.11ac WiFi (80MHz, MCS6, 99pc duty cycle)	X	5.52	67.07	16.47	0.00	150.0	± 9.6 %
		Y	5.66	66.92	16.25		150.0	
		Z	5.58	66.70	16.06		150.0	
10551-AAA	IEEE 802.11ac WiFi (80MHz, MCS7, 99pc duty cycle)	X	5.47	66.93	16.36	0.00	150.0	± 9.6 %
		Y	5.67	66.99	16.25		150.0	
		Z	5.59	66.76	16.05		150.0	
10552-AAA	IEEE 802.11ac WiFi (80MHz, MCS8, 99pc duty cycle)	X	5.43	66.87	16.34	0.00	150.0	± 9.6 %
		Y	5.58	66.77	16.15		150.0	
		Z	5.50	66.55	15.96		150.0	
10553-AAA	IEEE 802.11ac WiFi (80MHz, MCS9, 99pc duty cycle)	X	5.49	66.84	16.35	0.00	150.0	± 9.6 %
		Y	5.67	66.82	16.21		150.0	
		Z	5.59	66.61	16.01		150.0	
10554-AAA	IEEE 1602.11ac WiFi (160MHz, MCS0, 99pc duty cycle)	X	5.84	67.09	16.40	0.00	150.0	± 9.6 %
		Y	5.94	67.05	16.25		150.0	
		Z	5.88	66.85	16.07		150.0	
10555-AAA	IEEE 1602.11ac WiFi (160MHz, MCS1, 99pc duty cycle)	X	5.95	67.36	16.52	0.00	150.0	± 9.6 %
		Y	6.09	67.37	16.39		150.0	
		Z	6.01	67.14	16.19		150.0	
10556-AAA	IEEE 1602.11ac WiFi (160MHz, MCS2, 99pc duty cycle)	X	5.98	67.45	16.56	0.00	150.0	± 9.6 %
		Y	6.10	67.39	16.39		150.0	
		Z	6.03	67.18	16.21		150.0	
10557-AAA	IEEE 1602.11ac WiFi (160MHz, MCS3, 99pc duty cycle)	X	5.93	67.31	16.50	0.00	150.0	± 9.6 %
		Y	6.09	67.35	16.39		150.0	
		Z	6.01	67.12	16.19		150.0	

10558-AAA	IEEE 1602.11ac WiFi (160MHz, MCS4, 99pc duty cycle)	X	5.96	67.43	16.58	0.00	150.0	± 9.6 %
		Y	6.14	67.53	16.50		150.0	
		Z	6.06	67.28	16.29		150.0	
10560-AAA	IEEE 1602.11ac WiFi (160MHz, MCS6, 99pc duty cycle)	X	5.96	67.30	16.55	0.00	150.0	± 9.6 %
		Y	6.14	67.38	16.46		150.0	
		Z	6.06	67.14	16.26		150.0	
10561-AAA	IEEE 1602.11ac WiFi (160MHz, MCS7, 99pc duty cycle)	X	5.90	67.30	16.59	0.00	150.0	± 9.6 %
		Y	6.05	67.33	16.47		150.0	
		Z	5.97	67.09	16.27		150.0	
10562-AAA	IEEE 1602.11ac WiFi (160MHz, MCS8, 99pc duty cycle)	X	5.97	67.52	16.70	0.00	150.0	± 9.6 %
		Y	6.20	67.78	16.70		150.0	
		Z	6.10	67.49	16.47		150.0	
10563-AAA	IEEE 1602.11ac WiFi (160MHz, MCS9, 99pc duty cycle)	X	6.05	67.43	16.61	0.00	150.0	± 9.6 %
		Y	6.51	68.26	16.88		150.0	
		Z	6.42	68.01	16.67		150.0	
10564-AAA	IEEE 802.11g WiFi 2.4 GHz (DSSS-OFDM, 9 Mbps, 99pc duty cycle)	X	4.79	67.15	16.65	0.46	150.0	± 9.6 %
		Y	4.99	66.89	16.50		150.0	
		Z	4.91	66.68	16.27		150.0	
10565-AAA	IEEE 802.11g WiFi 2.4 GHz (DSSS-OFDM, 12 Mbps, 99pc duty cycle)	X	5.00	67.58	16.97	0.46	150.0	± 9.6 %
		Y	5.25	67.37	16.83		150.0	
		Z	5.16	67.16	16.61		150.0	
10566-AAA	IEEE 802.11g WiFi 2.4 GHz (DSSS-OFDM, 18 Mbps, 99pc duty cycle)	X	4.83	67.41	16.78	0.46	150.0	± 9.6 %
		Y	5.08	67.24	16.66		150.0	
		Z	4.99	67.00	16.41		150.0	
10567-AAA	IEEE 802.11g WiFi 2.4 GHz (DSSS-OFDM, 24 Mbps, 99pc duty cycle)	X	4.88	67.87	17.20	0.46	150.0	± 9.6 %
		Y	5.11	67.62	16.99		150.0	
		Z	5.02	67.41	16.78		150.0	
10568-AAA	IEEE 802.11g WiFi 2.4 GHz (DSSS-OFDM, 36 Mbps, 99pc duty cycle)	X	4.73	67.14	16.52	0.46	150.0	± 9.6 %
		Y	4.99	66.97	16.41		150.0	
		Z	4.89	66.73	16.15		150.0	
10569-AAA	IEEE 802.11g WiFi 2.4 GHz (DSSS-OFDM, 48 Mbps, 99pc duty cycle)	X	4.86	68.08	17.32	0.46	150.0	± 9.6 %
		Y	5.05	67.63	17.01		150.0	
		Z	4.97	67.46	16.82		150.0	
10570-AAA	IEEE 802.11g WiFi 2.4 GHz (DSSS-OFDM, 54 Mbps, 99pc duty cycle)	X	4.87	67.85	17.21	0.46	150.0	± 9.6 %
		Y	5.09	67.48	16.95		150.0	
		Z	5.01	67.31	16.75		150.0	
10571-AAA	IEEE 802.11b WiFi 2.4 GHz (DSSS, 1 Mbps, 90pc duty cycle)	X	1.23	65.85	16.68	0.46	130.0	± 9.6 %
		Y	1.28	65.62	16.38		130.0	
		Z	1.20	64.12	15.14		130.0	
10572-AAA	IEEE 802.11b WiFi 2.4 GHz (DSSS, 2 Mbps, 90pc duty cycle)	X	1.26	66.61	17.14	0.46	130.0	± 9.6 %
		Y	1.30	66.27	16.76		130.0	
		Z	1.21	64.64	15.46		130.0	
10573-AAA	IEEE 802.11b WiFi 2.4 GHz (DSSS, 5.5 Mbps, 90pc duty cycle)	X	15.61	122.59	34.86	0.46	130.0	± 9.6 %
		Y	7.32	105.62	29.57		130.0	
		Z	1.41	77.28	19.61		130.0	
10574-AAA	IEEE 802.11b WiFi 2.4 GHz (DSSS, 11 Mbps, 90pc duty cycle)	X	1.59	75.46	21.51	0.46	130.0	± 9.6 %
		Y	1.56	73.46	20.23		130.0	
		Z	1.30	69.51	17.90		130.0	

10575-AAA	IEEE 802.11g WiFi 2.4 GHz (DSSS-OFDM, 6 Mbps, 90pc duty cycle)	X	4.57	66.90	16.65	0.46	130.0	± 9.6 %
		Y	4.78	66.67	16.55		130.0	
		Z	4.70	66.43	16.27		130.0	
10576-AAA	IEEE 802.11g WiFi 2.4 GHz (DSSS-OFDM, 9 Mbps, 90pc duty cycle)	X	4.60	67.11	16.74	0.46	130.0	± 9.6 %
		Y	4.81	66.83	16.61		130.0	
		Z	4.72	66.59	16.34		130.0	
10577-AAA	IEEE 802.11g WiFi 2.4 GHz (DSSS-OFDM, 12 Mbps, 90pc duty cycle)	X	4.78	67.36	16.89	0.46	130.0	± 9.6 %
		Y	5.04	67.16	16.78		130.0	
		Z	4.94	66.91	16.52		130.0	
10578-AAA	IEEE 802.11g WiFi 2.4 GHz (DSSS-OFDM, 18 Mbps, 90pc duty cycle)	X	4.68	67.55	17.03	0.46	130.0	± 9.6 %
		Y	4.93	67.32	16.88		130.0	
		Z	4.83	67.07	16.62		130.0	
10579-AAA	IEEE 802.11g WiFi 2.4 GHz (DSSS-OFDM, 24 Mbps, 90pc duty cycle)	X	4.43	66.68	16.24	0.46	130.0	± 9.6 %
		Y	4.71	66.69	16.25		130.0	
		Z	4.59	66.34	15.91		130.0	
10580-AAA	IEEE 802.11g WiFi 2.4 GHz (DSSS-OFDM, 36 Mbps, 90pc duty cycle)	X	4.47	66.74	16.26	0.46	130.0	± 9.6 %
		Y	4.75	66.68	16.26		130.0	
		Z	4.64	66.35	15.93		130.0	
10581-AAA	IEEE 802.11g WiFi 2.4 GHz (DSSS-OFDM, 48 Mbps, 90pc duty cycle)	X	4.59	67.62	16.99	0.46	130.0	± 9.6 %
		Y	4.83	67.38	16.83		130.0	
		Z	4.73	67.09	16.54		130.0	
10582-AAA	IEEE 802.11g WiFi 2.4 GHz (DSSS-OFDM, 54 Mbps, 90pc duty cycle)	X	4.35	66.42	16.00	0.46	130.0	± 9.6 %
		Y	4.66	66.46	16.06		130.0	
		Z	4.54	66.09	15.70		130.0	
10583-AAA	IEEE 802.11a/h WiFi 5 GHz (OFDM, 6 Mbps, 90pc duty cycle)	X	4.57	66.90	16.65	0.46	130.0	± 9.6 %
		Y	4.78	66.67	16.55		130.0	
		Z	4.70	66.43	16.27		130.0	
10584-AAA	IEEE 802.11a/h WiFi 5 GHz (OFDM, 9 Mbps, 90pc duty cycle)	X	4.60	67.11	16.74	0.46	130.0	± 9.6 %
		Y	4.81	66.83	16.61		130.0	
		Z	4.72	66.59	16.34		130.0	
10585-AAA	IEEE 802.11a/h WiFi 5 GHz (OFDM, 12 Mbps, 90pc duty cycle)	X	4.78	67.36	16.89	0.46	130.0	± 9.6 %
		Y	5.04	67.16	16.78		130.0	
		Z	4.94	66.91	16.52		130.0	
10586-AAA	IEEE 802.11a/h WiFi 5 GHz (OFDM, 18 Mbps, 90pc duty cycle)	X	4.68	67.55	17.03	0.46	130.0	± 9.6 %
		Y	4.93	67.32	16.88		130.0	
		Z	4.83	67.07	16.62		130.0	
10587-AAA	IEEE 802.11a/h WiFi 5 GHz (OFDM, 24 Mbps, 90pc duty cycle)	X	4.43	66.68	16.24	0.46	130.0	± 9.6 %
		Y	4.71	66.69	16.25		130.0	
		Z	4.59	66.34	15.91		130.0	
10588-AAA	IEEE 802.11a/h WiFi 5 GHz (OFDM, 36 Mbps, 90pc duty cycle)	X	4.47	66.74	16.26	0.46	130.0	± 9.6 %
		Y	4.75	66.68	16.26		130.0	
		Z	4.64	66.35	15.93		130.0	
10589-AAA	IEEE 802.11a/h WiFi 5 GHz (OFDM, 48 Mbps, 90pc duty cycle)	X	4.59	67.62	16.99	0.46	130.0	± 9.6 %
		Y	4.83	67.38	16.83		130.0	
		Z	4.73	67.09	16.54		130.0	
10590-AAA	IEEE 802.11a/h WiFi 5 GHz (OFDM, 54 Mbps, 90pc duty cycle)	X	4.35	66.42	16.00	0.46	130.0	± 9.6 %
		Y	4.66	66.46	16.06		130.0	
		Z	4.54	66.09	15.70		130.0	

10591-AAA	IEEE 802.11n (HT Mixed, 20MHz, MCS0, 90pc duty cycle)	X	4.72	66.97	16.76	0.46	130.0	± 9.6 %
		Y	4.93	66.73	16.63		130.0	
		Z	4.85	66.51	16.38		130.0	
10592-AAA	IEEE 802.11n (HT Mixed, 20MHz, MCS1, 90pc duty cycle)	X	4.85	67.28	16.89	0.46	130.0	± 9.6 %
		Y	5.10	67.07	16.76		130.0	
		Z	5.01	66.85	16.51		130.0	
10593-AAA	IEEE 802.11n (HT Mixed, 20MHz, MCS2, 90pc duty cycle)	X	4.77	67.16	16.75	0.46	130.0	± 9.6 %
		Y	5.03	67.02	16.67		130.0	
		Z	4.93	66.76	16.39		130.0	
10594-AAA	IEEE 802.11n (HT Mixed, 20MHz, MCS3, 90pc duty cycle)	X	4.83	67.35	16.92	0.46	130.0	± 9.6 %
		Y	5.08	67.17	16.80		130.0	
		Z	4.99	66.92	16.54		130.0	
10595-AAA	IEEE 802.11n (HT Mixed, 20MHz, MCS4, 90pc duty cycle)	X	4.79	67.31	16.82	0.46	130.0	± 9.6 %
		Y	5.06	67.14	16.71		130.0	
		Z	4.95	66.87	16.44		130.0	
10596-AAA	IEEE 802.11n (HT Mixed, 20MHz, MCS5, 90pc duty cycle)	X	4.73	67.29	16.82	0.46	130.0	± 9.6 %
		Y	4.99	67.14	16.71		130.0	
		Z	4.89	66.86	16.43		130.0	
10597-AAA	IEEE 802.11n (HT Mixed, 20MHz, MCS6, 90pc duty cycle)	X	4.68	67.16	16.68	0.46	130.0	± 9.6 %
		Y	4.95	67.07	16.62		130.0	
		Z	4.84	66.78	16.32		130.0	
10598-AAA	IEEE 802.11n (HT Mixed, 20MHz, MCS7, 90pc duty cycle)	X	4.67	67.44	16.97	0.46	130.0	± 9.6 %
		Y	4.93	67.31	16.88		130.0	
		Z	4.82	67.03	16.60		130.0	
10599-AAA	IEEE 802.11n (HT Mixed, 40MHz, MCS0, 90pc duty cycle)	X	5.39	67.39	16.95	0.46	130.0	± 9.6 %
		Y	5.60	67.32	16.82		130.0	
		Z	5.51	67.07	16.58		130.0	
10600-AAA	IEEE 802.11n (HT Mixed, 40MHz, MCS1, 90pc duty cycle)	X	5.51	67.80	17.12	0.46	130.0	± 9.6 %
		Y	5.77	67.81	17.04		130.0	
		Z	5.65	67.49	16.76		130.0	
10601-AAA	IEEE 802.11n (HT Mixed, 40MHz, MCS2, 90pc duty cycle)	X	5.41	67.56	17.02	0.46	130.0	± 9.6 %
		Y	5.64	67.51	16.91		130.0	
		Z	5.54	67.24	16.65		130.0	
10602-AAA	IEEE 802.11n (HT Mixed, 40MHz, MCS3, 90pc duty cycle)	X	5.54	67.73	17.02	0.46	130.0	± 9.6 %
		Y	5.72	67.51	16.82		130.0	
		Z	5.62	67.22	16.56		130.0	
10603-AAA	IEEE 802.11n (HT Mixed, 40MHz, MCS4, 90pc duty cycle)	X	5.62	68.07	17.33	0.46	130.0	± 9.6 %
		Y	5.82	67.83	17.11		130.0	
		Z	5.72	67.58	16.87		130.0	
10604-AAA	IEEE 802.11n (HT Mixed, 40MHz, MCS5, 90pc duty cycle)	X	5.49	67.68	17.12	0.46	130.0	± 9.6 %
		Y	5.60	67.27	16.82		130.0	
		Z	5.51	67.03	16.58		130.0	
10605-AAA	IEEE 802.11n (HT Mixed, 40MHz, MCS6, 90pc duty cycle)	X	5.51	67.70	17.12	0.46	130.0	± 9.6 %
		Y	5.70	67.55	16.96		130.0	
		Z	5.61	67.31	16.72		130.0	
10606-AAA	IEEE 802.11n (HT Mixed, 40MHz, MCS7, 90pc duty cycle)	X	5.26	67.01	16.63	0.46	130.0	± 9.6 %
		Y	5.49	67.08	16.60		130.0	
		Z	5.39	66.79	16.33		130.0	

10607-AAA	IEEE 802.11ac WiFi (20MHz, MCS0, 90pc duty cycle)	X	4.58	66.35	16.43	0.46	130.0	± 9.6 %
		Y	4.76	66.03	16.25		130.0	
		Z	4.68	65.79	15.98		130.0	
10608-AAA	IEEE 802.11ac WiFi (20MHz, MCS1, 90pc duty cycle)	X	4.73	66.71	16.58	0.46	130.0	± 9.6 %
		Y	4.98	66.46	16.42		130.0	
		Z	4.87	66.20	16.15		130.0	
10609-AAA	IEEE 802.11ac WiFi (20MHz, MCS2, 90pc duty cycle)	X	4.62	66.54	16.40	0.46	130.0	± 9.6 %
		Y	4.87	66.34	16.28		130.0	
		Z	4.76	66.05	15.99		130.0	
10610-AAA	IEEE 802.11ac WiFi (20MHz, MCS3, 90pc duty cycle)	X	4.68	66.72	16.58	0.46	130.0	± 9.6 %
		Y	4.92	66.49	16.43		130.0	
		Z	4.81	66.21	16.15		130.0	
10611-AAA	IEEE 802.11ac WiFi (20MHz, MCS4, 90pc duty cycle)	X	4.59	66.51	16.42	0.46	130.0	± 9.6 %
		Y	4.84	66.32	16.29		130.0	
		Z	4.73	66.02	16.00		130.0	
10612-AAA	IEEE 802.11ac WiFi (20MHz, MCS5, 90pc duty cycle)	X	4.59	66.66	16.46	0.46	130.0	± 9.6 %
		Y	4.85	66.48	16.33		130.0	
		Z	4.74	66.16	16.03		130.0	
10613-AAA	IEEE 802.11ac WiFi (20MHz, MCS6, 90pc duty cycle)	X	4.58	66.47	16.30	0.46	130.0	± 9.6 %
		Y	4.87	66.40	16.24		130.0	
		Z	4.75	66.06	15.92		130.0	
10614-AAA	IEEE 802.11ac WiFi (20MHz, MCS7, 90pc duty cycle)	X	4.55	66.74	16.59	0.46	130.0	± 9.6 %
		Y	4.80	66.57	16.46		130.0	
		Z	4.69	66.26	16.16		130.0	
10615-AAA	IEEE 802.11ac WiFi (20MHz, MCS8, 90pc duty cycle)	X	4.58	66.31	16.16	0.46	130.0	± 9.6 %
		Y	4.84	66.15	16.08		130.0	
		Z	4.73	65.83	15.77		130.0	
10616-AAA	IEEE 802.11ac WiFi (40MHz, MCS0, 90pc duty cycle)	X	5.21	66.65	16.56	0.46	130.0	± 9.6 %
		Y	5.41	66.58	16.44		130.0	
		Z	5.33	66.33	16.20		130.0	
10617-AAA	IEEE 802.11ac WiFi (40MHz, MCS1, 90pc duty cycle)	X	5.28	66.84	16.63	0.46	130.0	± 9.6 %
		Y	5.47	66.68	16.45		130.0	
		Z	5.38	66.45	16.22		130.0	
10618-AAA	IEEE 802.11ac WiFi (40MHz, MCS2, 90pc duty cycle)	X	5.18	66.90	16.68	0.46	130.0	± 9.6 %
		Y	5.37	66.76	16.51		130.0	
		Z	5.28	66.49	16.27		130.0	
10619-AAA	IEEE 802.11ac WiFi (40MHz, MCS3, 90pc duty cycle)	X	5.18	66.65	16.49	0.46	130.0	± 9.6 %
		Y	5.39	66.59	16.37		130.0	
		Z	5.30	66.32	16.11		130.0	
10620-AAA	IEEE 802.11ac WiFi (40MHz, MCS4, 90pc duty cycle)	X	5.26	66.66	16.54	0.46	130.0	± 9.6 %
		Y	5.51	66.68	16.46		130.0	
		Z	5.40	66.39	16.19		130.0	
10621-AAA	IEEE 802.11ac WiFi (40MHz, MCS5, 90pc duty cycle)	X	5.27	66.82	16.75	0.46	130.0	± 9.6 %
		Y	5.48	66.74	16.60		130.0	
		Z	5.39	66.50	16.37		130.0	
10622-AAA	IEEE 802.11ac WiFi (40MHz, MCS6, 90pc duty cycle)	X	5.27	66.93	16.80	0.46	130.0	± 9.6 %
		Y	5.48	66.86	16.65		130.0	
		Z	5.39	66.62	16.42		130.0	

10623-AAA	IEEE 802.11ac WiFi (40MHz, MCS7, 90pc duty cycle)	X	5.14	66.42	16.40	0.46	130.0	± 9.6 %
		Y	5.37	66.46	16.34		130.0	
		Z	5.27	66.17	16.07		130.0	
10624-AAA	IEEE 802.11ac WiFi (40MHz, MCS8, 90pc duty cycle)	X	5.34	66.68	16.59	0.46	130.0	± 9.6 %
		Y	5.56	66.62	16.48		130.0	
		Z	5.47	66.37	16.24		130.0	
10625-AAA	IEEE 802.11ac WiFi (40MHz, MCS9, 90pc duty cycle)	X	5.51	67.05	16.84	0.46	130.0	± 9.6 %
		Y	5.94	67.60	17.02		130.0	
		Z	5.85	67.36	16.78		130.0	
10626-AAA	IEEE 802.11ac WiFi (80MHz, MCS0, 90pc duty cycle)	X	5.53	66.66	16.50	0.46	130.0	± 9.6 %
		Y	5.68	66.62	16.38		130.0	
		Z	5.60	66.40	16.16		130.0	
10627-AAA	IEEE 802.11ac WiFi (80MHz, MCS1, 90pc duty cycle)	X	5.78	67.30	16.79	0.46	130.0	± 9.6 %
		Y	5.92	67.14	16.59		130.0	
		Z	5.84	66.92	16.37		130.0	
10628-AAA	IEEE 802.11ac WiFi (80MHz, MCS2, 90pc duty cycle)	X	5.53	66.65	16.39	0.46	130.0	± 9.6 %
		Y	5.74	66.79	16.36		130.0	
		Z	5.65	66.51	16.11		130.0	
10629-AAA	IEEE 802.11ac WiFi (80MHz, MCS3, 90pc duty cycle)	X	5.63	66.79	16.45	0.46	130.0	± 9.6 %
		Y	5.82	66.85	16.38		130.0	
		Z	5.74	66.60	16.14		130.0	
10630-AAA	IEEE 802.11ac WiFi (80MHz, MCS4, 90pc duty cycle)	X	5.95	67.97	17.05	0.46	130.0	± 9.6 %
		Y	6.32	68.49	17.20		130.0	
		Z	6.17	68.05	16.86		130.0	
10631-AAA	IEEE 802.11ac WiFi (80MHz, MCS5, 90pc duty cycle)	X	5.89	67.93	17.23	0.46	130.0	± 9.6 %
		Y	6.21	68.27	17.26		130.0	
		Z	6.09	67.93	17.00		130.0	
10632-AAA	IEEE 802.11ac WiFi (80MHz, MCS6, 90pc duty cycle)	X	5.77	67.44	17.00	0.46	130.0	± 9.6 %
		Y	5.90	67.22	16.76		130.0	
		Z	5.82	67.00	16.55		130.0	
10633-AAA	IEEE 802.11ac WiFi (80MHz, MCS7, 90pc duty cycle)	X	5.60	66.87	16.54	0.46	130.0	± 9.6 %
		Y	5.83	67.02	16.49		130.0	
		Z	5.72	66.69	16.23		130.0	
10634-AAA	IEEE 802.11ac WiFi (80MHz, MCS8, 90pc duty cycle)	X	5.59	66.92	16.62	0.46	130.0	± 9.6 %
		Y	5.81	67.01	16.55		130.0	
		Z	5.71	66.73	16.31		130.0	
10635-AAA	IEEE 802.11ac WiFi (80MHz, MCS9, 90pc duty cycle)	X	5.44	66.12	15.93	0.46	130.0	± 9.6 %
		Y	5.70	66.39	15.99		130.0	
		Z	5.59	66.05	15.69		130.0	
10636-AAA	IEEE 1602.11ac WiFi (160MHz, MCS0, 90pc duty cycle)	X	5.96	67.00	16.57	0.46	130.0	± 9.6 %
		Y	6.08	67.01	16.47		130.0	
		Z	6.01	66.78	16.25		130.0	
10637-AAA	IEEE 1602.11ac WiFi (160MHz, MCS1, 90pc duty cycle)	X	6.10	67.36	16.74	0.46	130.0	± 9.6 %
		Y	6.25	67.39	16.63		130.0	
		Z	6.17	67.14	16.41		130.0	
10638-AAA	IEEE 1602.11ac WiFi (160MHz, MCS2, 90pc duty cycle)	X	6.11	67.36	16.71	0.46	130.0	± 9.6 %
		Y	6.25	67.36	16.60		130.0	
		Z	6.17	67.12	16.38		130.0	

10639-AAA	IEEE 1602.11ac WiFi (160MHz, MCS3, 90pc duty cycle)	X	6.07	67.26	16.71	0.46	130.0	± 9.6 %
		Y	6.25	67.37	16.65		130.0	
		Z	6.16	67.11	16.42		130.0	
10640-AAA	IEEE 1602.11ac WiFi (160MHz, MCS4, 90pc duty cycle)	X	6.05	67.22	16.62	0.46	130.0	± 9.6 %
		Y	6.27	67.44	16.63		130.0	
		Z	6.17	67.12	16.37		130.0	
10641-AAA	IEEE 1602.11ac WiFi (160MHz, MCS5, 90pc duty cycle)	X	6.13	67.23	16.65	0.46	130.0	± 9.6 %
		Y	6.27	67.20	16.53		130.0	
		Z	6.19	66.96	16.31		130.0	
10642-AAA	IEEE 1602.11ac WiFi (160MHz, MCS6, 90pc duty cycle)	X	6.16	67.45	16.94	0.46	130.0	± 9.6 %
		Y	6.34	67.53	16.85		130.0	
		Z	6.25	67.29	16.64		130.0	
10643-AAA	IEEE 1602.11ac WiFi (160MHz, MCS7, 90pc duty cycle)	X	6.00	67.14	16.67	0.46	130.0	± 9.6 %
		Y	6.17	67.21	16.60		130.0	
		Z	6.08	66.93	16.36		130.0	
10644-AAA	IEEE 1602.11ac WiFi (160MHz, MCS8, 90pc duty cycle)	X	6.08	67.39	16.82	0.46	130.0	± 9.6 %
		Y	6.38	67.85	16.95		130.0	
		Z	6.26	67.49	16.66		130.0	
10645-AAA	IEEE 1602.11ac WiFi (160MHz, MCS9, 90pc duty cycle)	X	6.23	67.50	16.83	0.46	130.0	± 9.6 %
		Y	6.74	68.44	17.18		130.0	
		Z	6.68	68.29	17.00		130.0	
10646-AAB	LTE-TDD (SC-FDMA, 1 RB, 5 MHz, QPSK, UL Subframe=2,7)	X	13.71	101.95	34.43	9.30	60.0	± 9.6 %
		Y	31.42	116.20	38.46		60.0	
		Z	15.59	99.47	32.52		60.0	
10647-AAA	LTE-TDD (SC-FDMA, 1 RB, 20 MHz, QPSK, UL Subframe=2,7)	X	12.18	100.02	33.95	9.30	60.0	± 9.6 %
		Y	30.06	116.00	38.55		60.0	
		Z	14.66	98.82	32.42		60.0	
10648-AAA	CDMA2000 (1x Advanced)	X	0.74	65.73	11.50	0.00	150.0	± 9.6 %
		Y	0.86	65.73	12.88		150.0	
		Z	0.73	63.45	11.13		150.0	

[E] Uncertainty is determined using the max. deviation from linear response applying rectangular distribution and is expressed for the square of the field value.