Max Peak Power, Chain A – CH7F

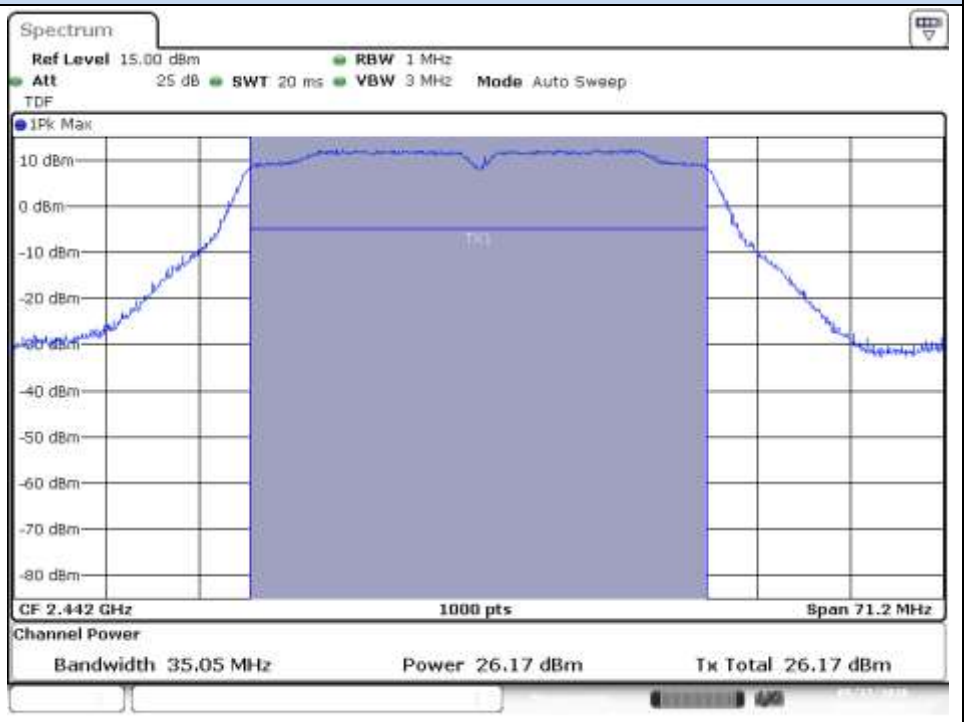

Date: 17.MAY.2016 12:00:11

Max Peak Power, Chain B – CH7F

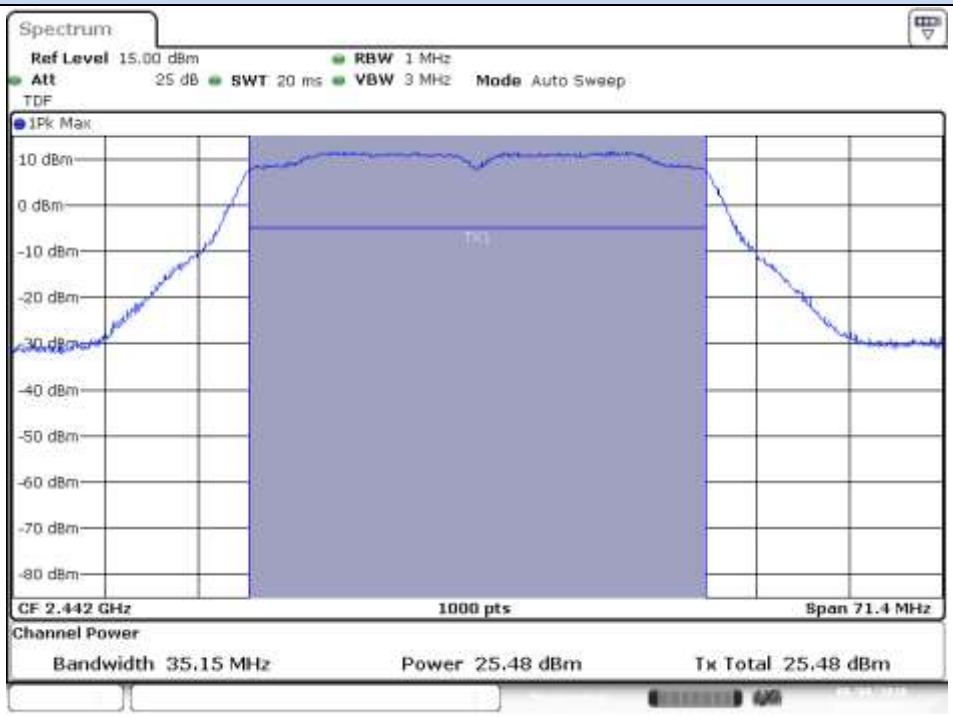

Date: 8.JUN.2016 10:58:50

Printed copies are not controlled documents

Max Peak Power, Chain A – CH9F

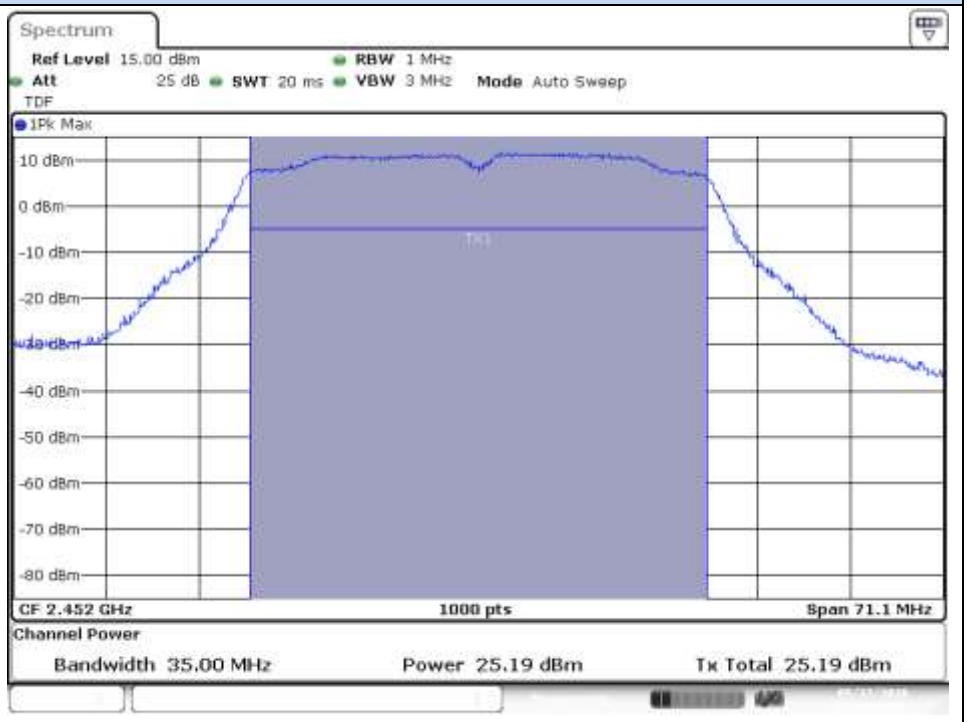

Date: 17.MAY.2016 12:30:34

Max Peak Power, Chain B – CH9F

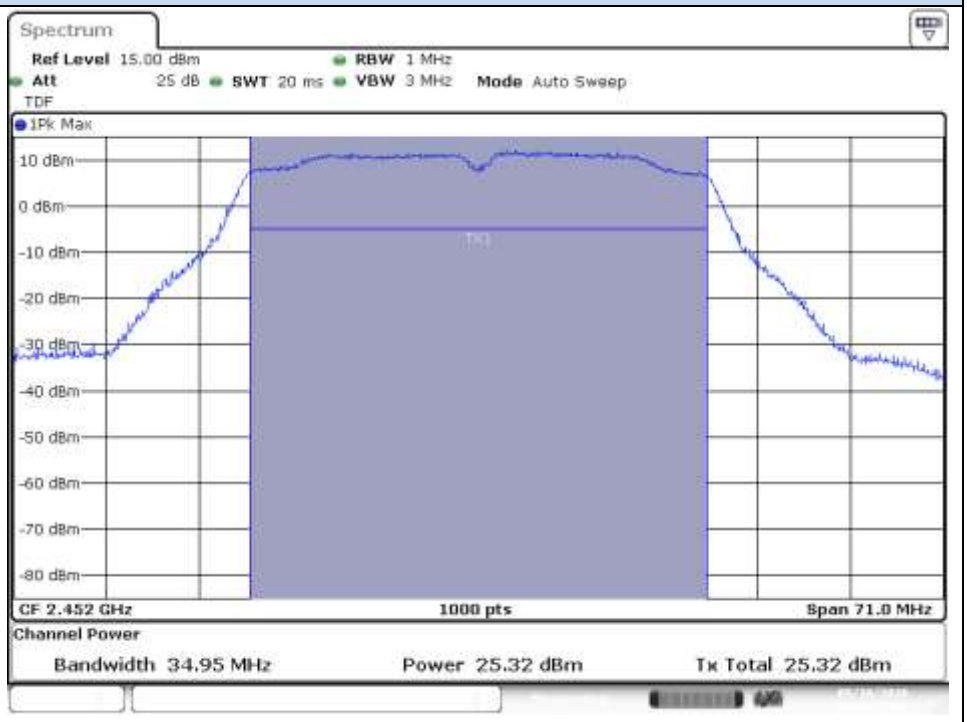

Date: 18.MAY.2016 09:47:56

Printed copies are not controlled documents

Max Peak Power, Chain A – CH10F

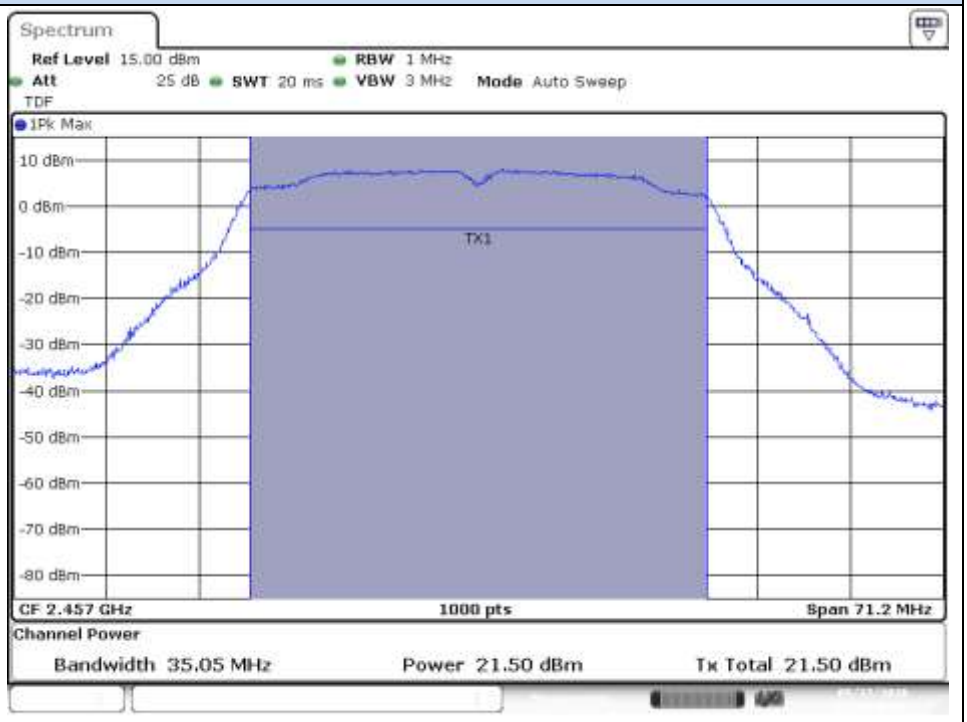

Date: 17.MAY.2016 12:42:46

Max Peak Power, Chain B – CH10F

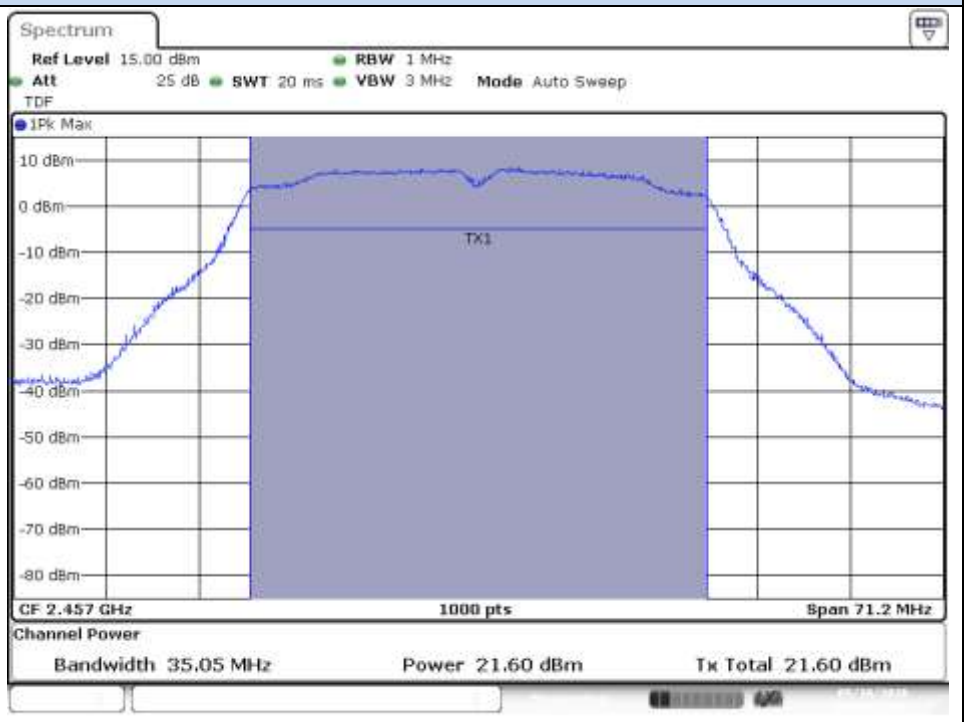

Date: 18.MAY.2016 10:04:11

Printed copies are not controlled documents

Max Peak Power, Chain A – CH11F

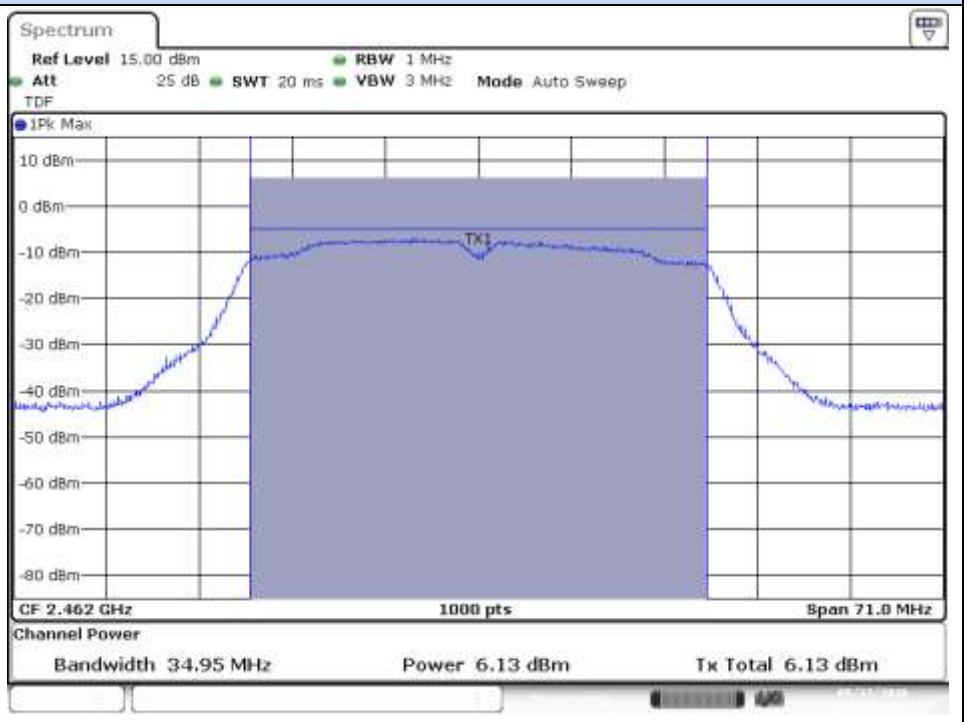

Date: 17.MAY.2016 12:56:09

Max Peak Power, Chain B – CH11F

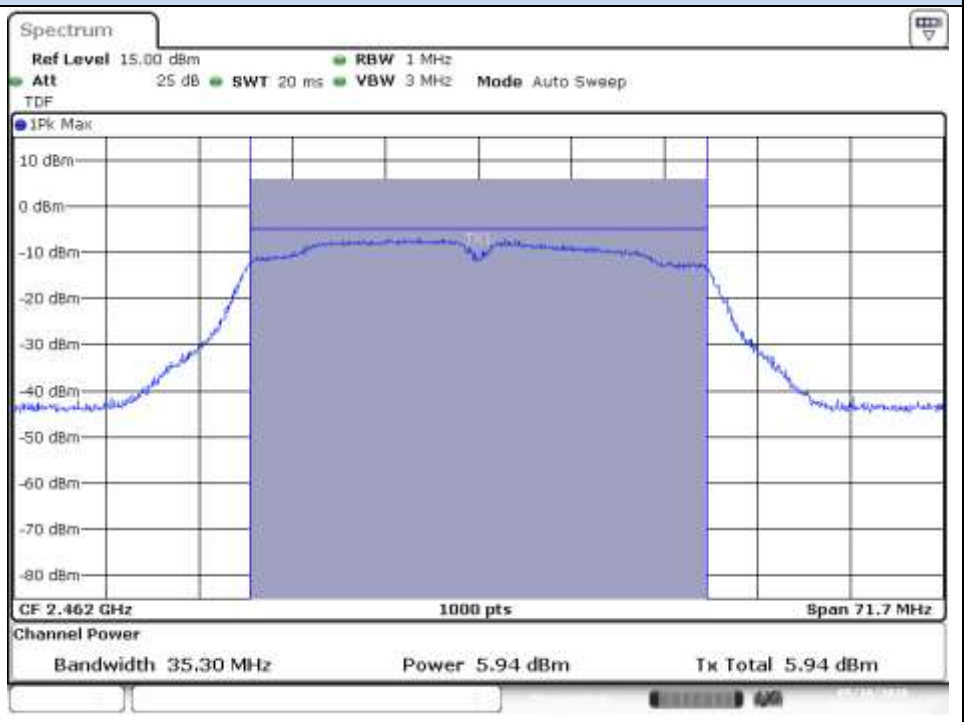

Date: 18.MAY.2016 10:17:07

Printed copies are not controlled documents

802.11n40 (MIMO), HT8

Max Peak Power, Chain A – CH3F

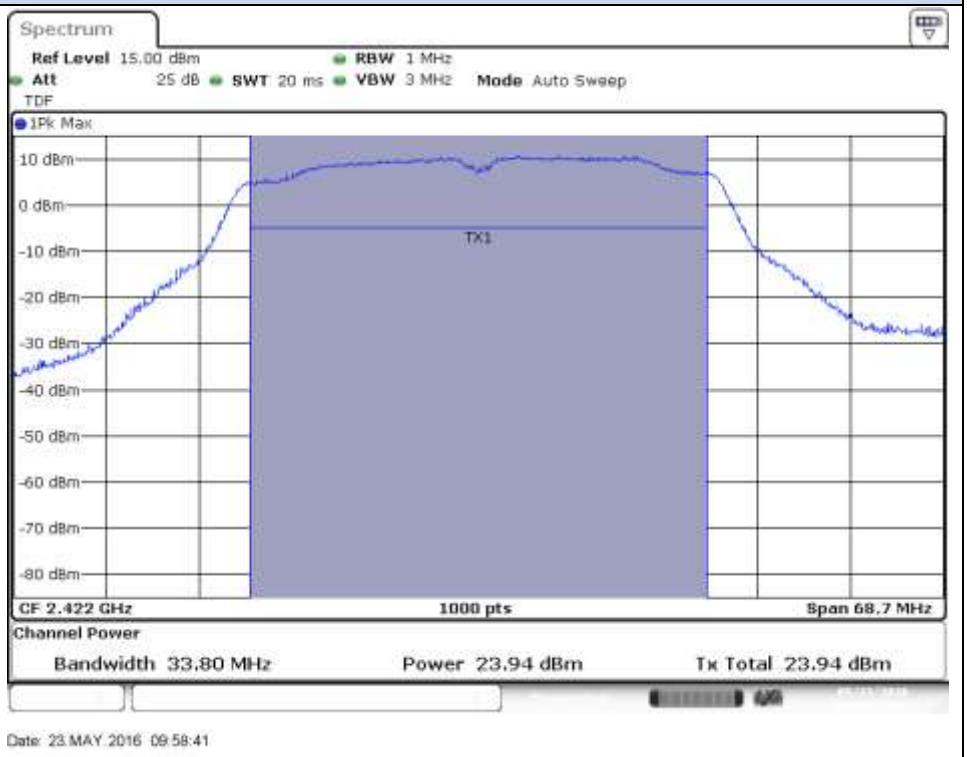

Max Peak Power, Chain B – CH3F

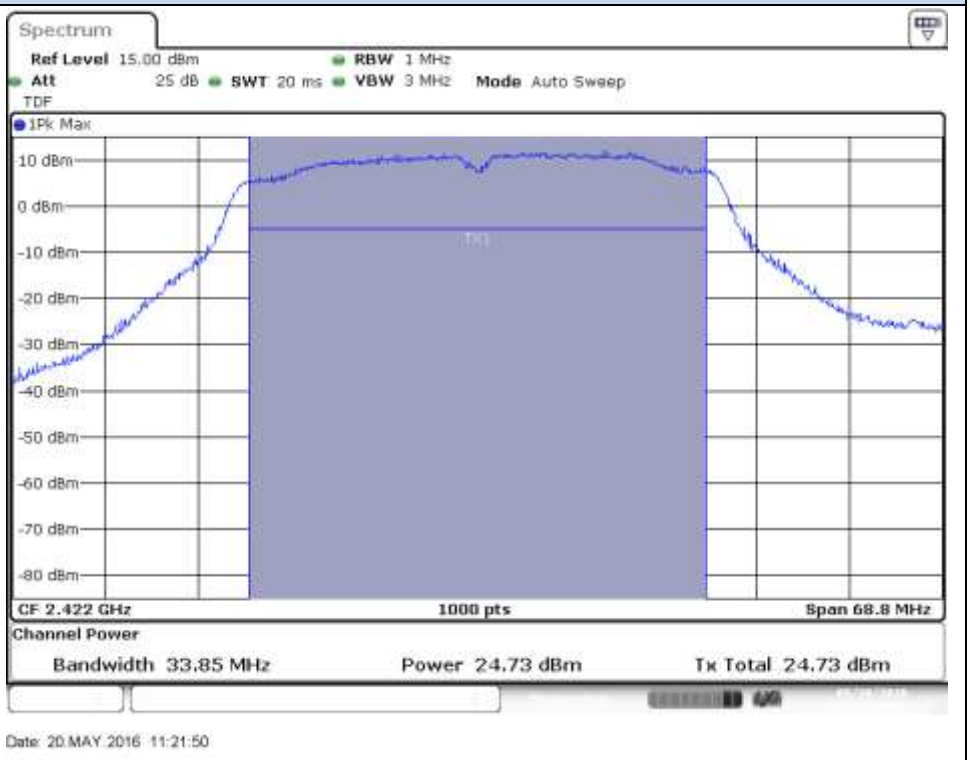

Printed copies are not controlled documents

Max Peak Power, Chain A – CH7F

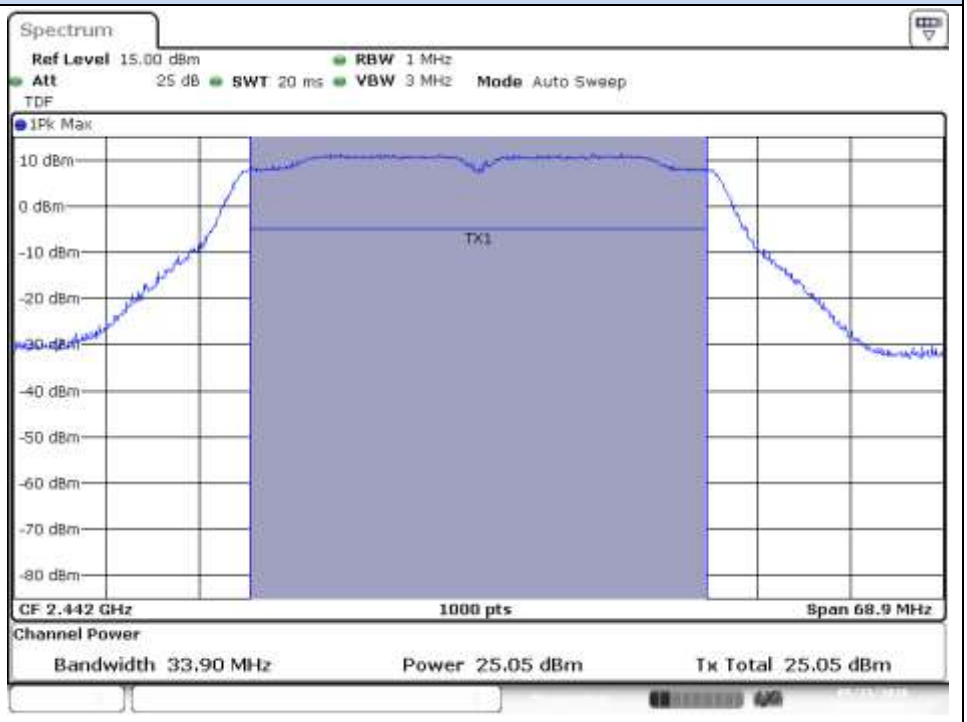

Date: 23.MAY.2016 10:07:38

Max Peak Power, Chain B – CH7F

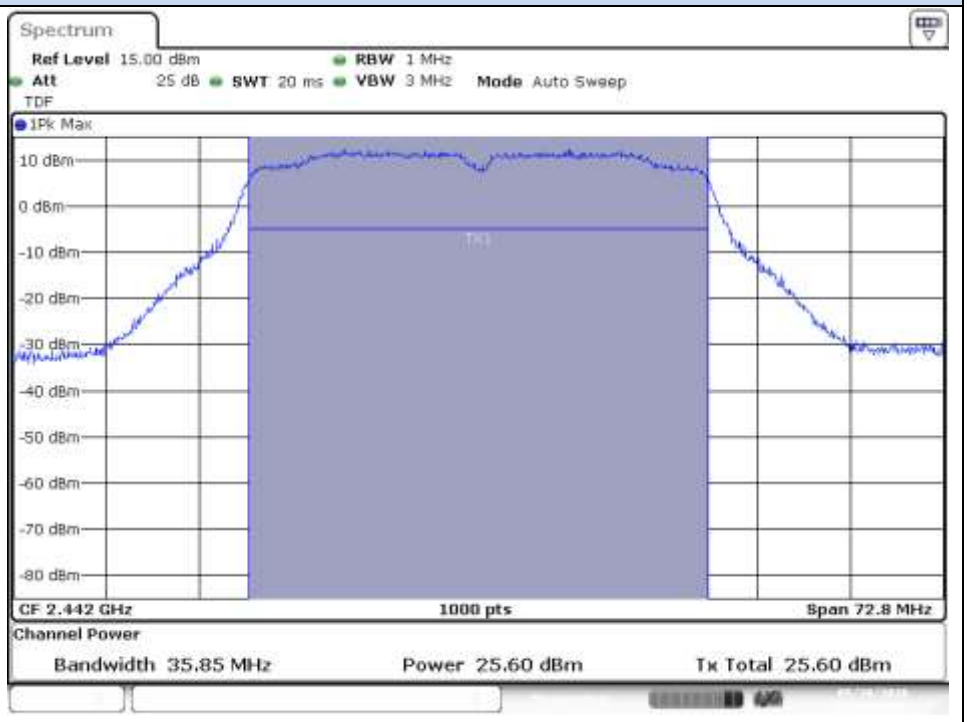

Date: 20.MAY.2016 11:29:35

Printed copies are not controlled documents

Max Peak Power, Chain A – CH9F

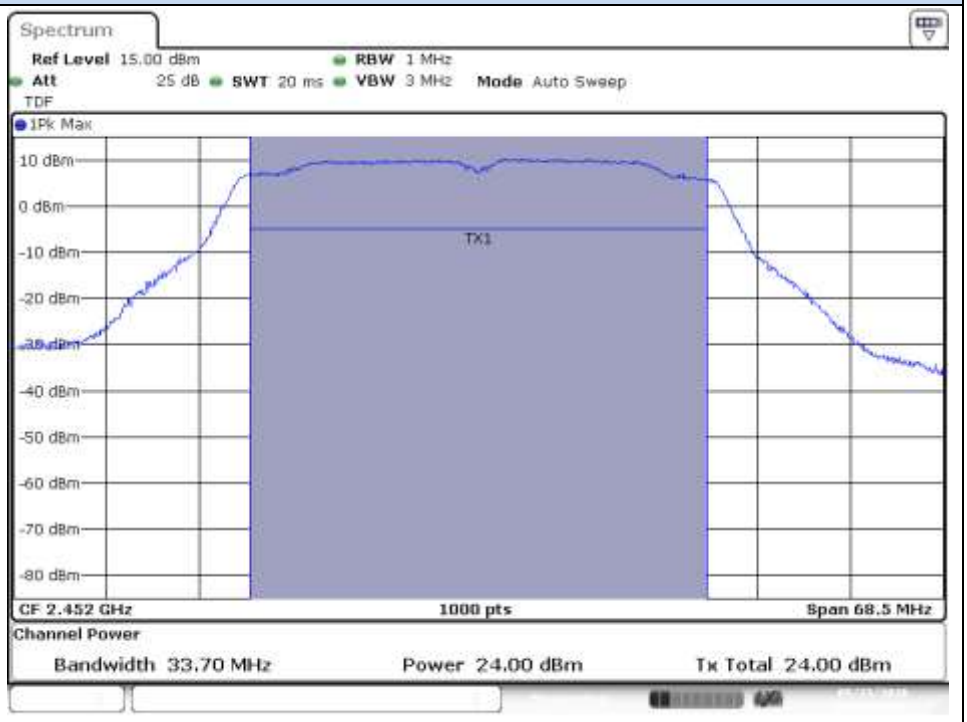

Date: 23.MAY.2016 10:18:59

Max Peak Power, Chain B – CH9F

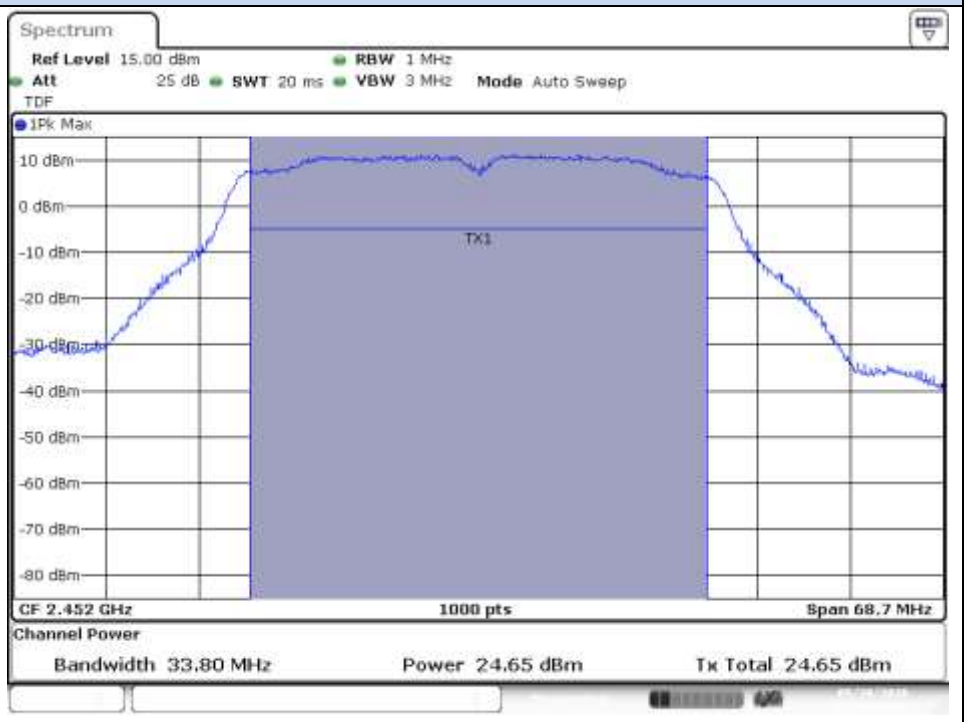

Date: 20.MAY.2016 11:55:09

Printed copies are not controlled documents

Max Peak Power, Chain A – CH10F

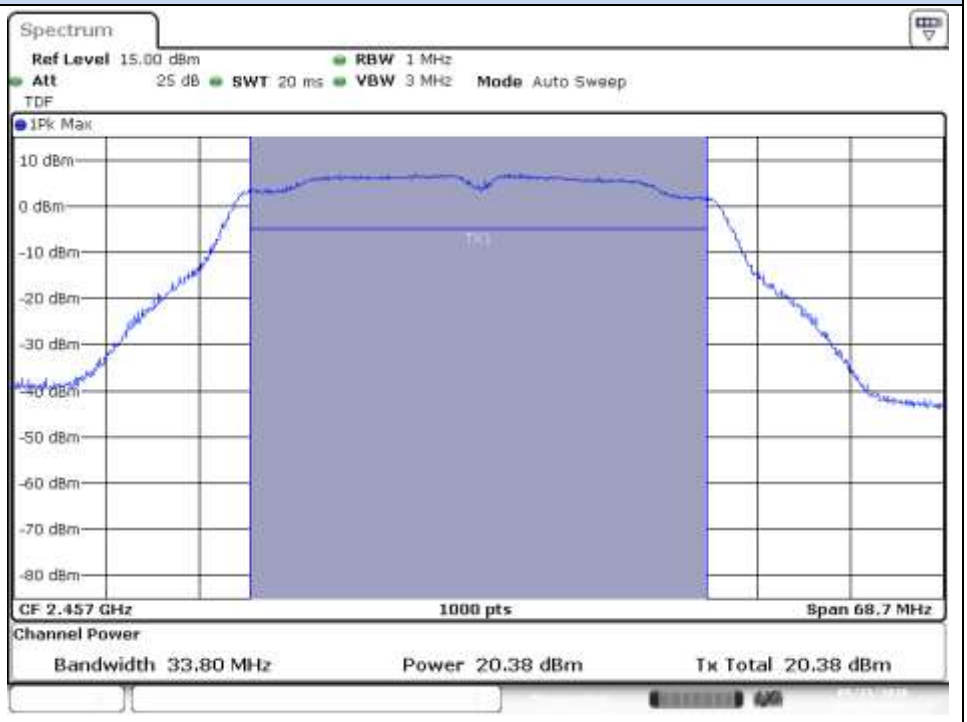

Date: 23.MAY.2016 10:27:28

Max Peak Power, Chain B – CH10F

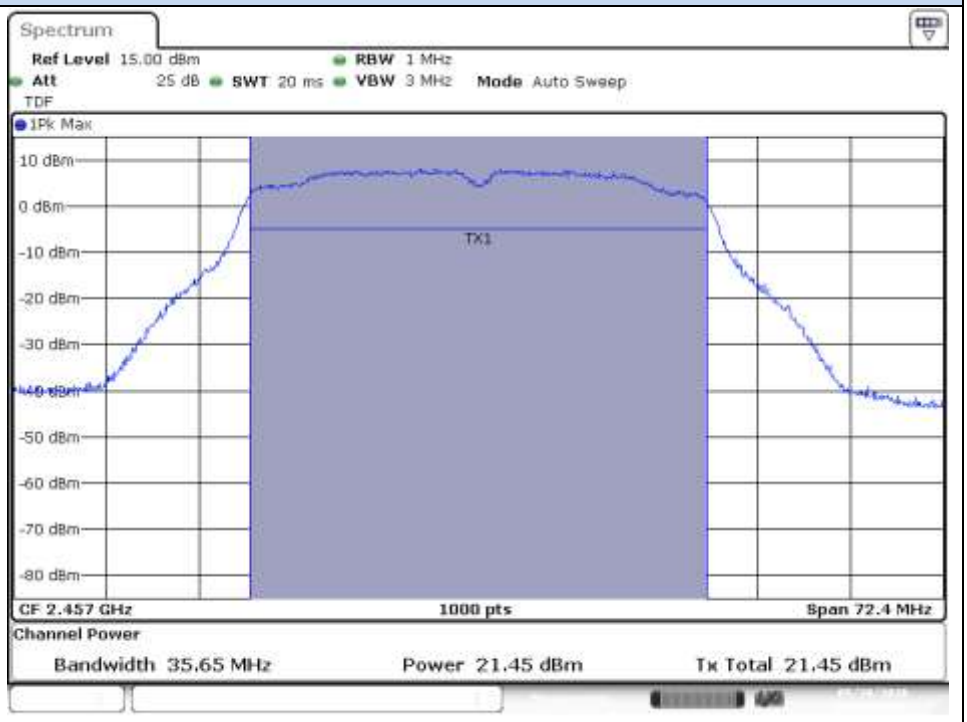

Date: 20.MAY.2016 12:04:35

Printed copies are not controlled documents

Max Peak Power, Chain A – CH11F

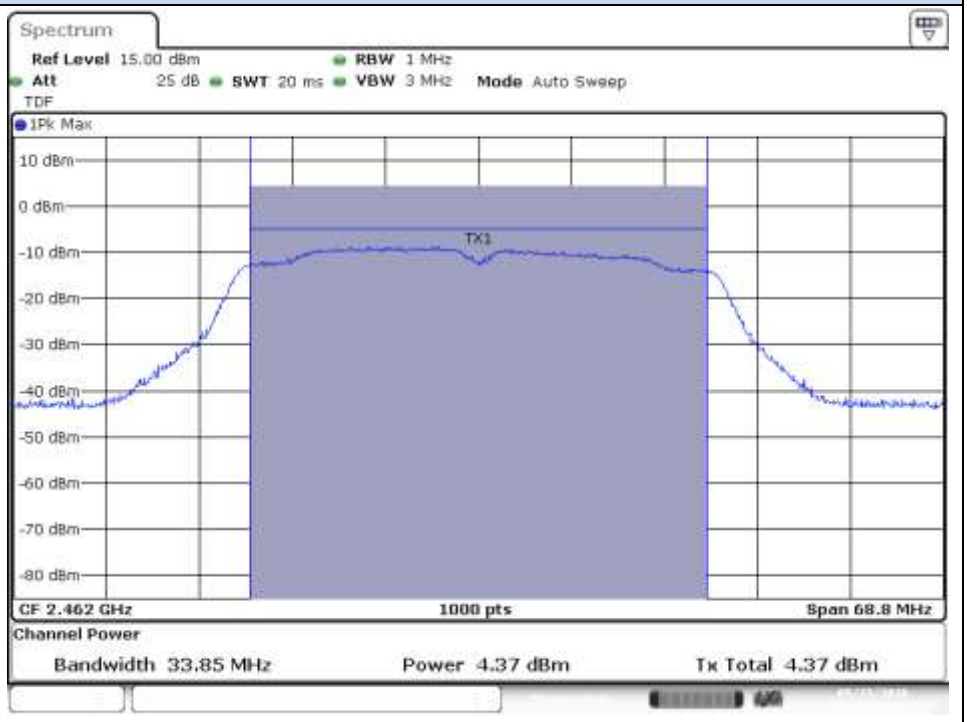

Date: 23.MAY.2016 10:34:49

Max Peak Power, Chain B – CH11F

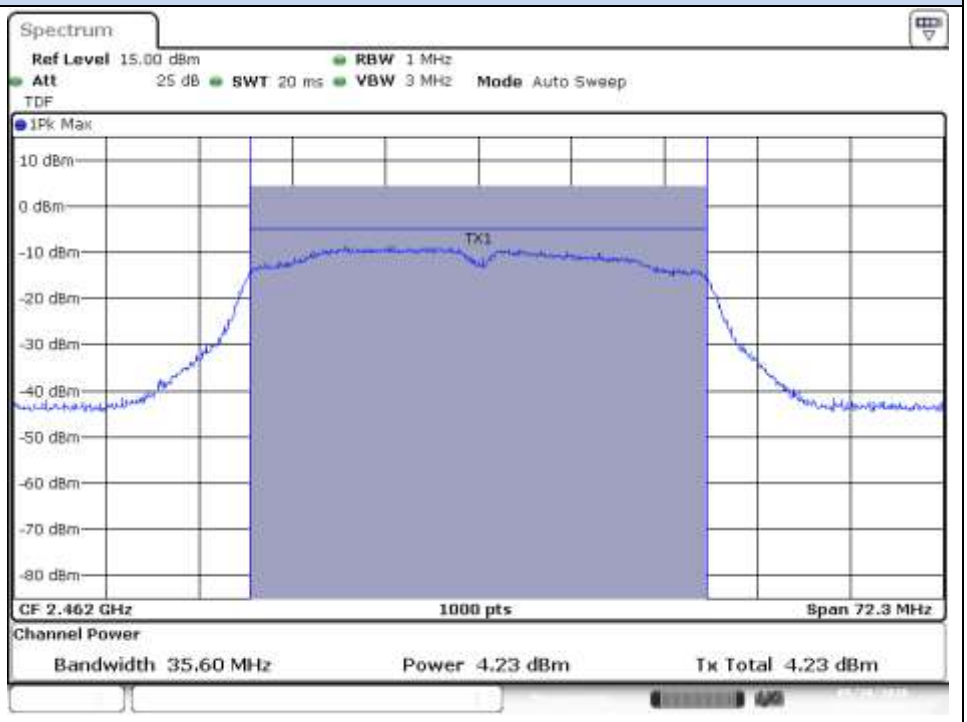

Date: 20.MAY.2016 12:12:58

Printed copies are not controlled documents

B.3 Out-of-band emissions (conducted)

Test limits:

<table>
<tr><th>FCC part</th><th>RSS part</th><th>Limits</th></tr>
<tr><td>15.247 (d)</td><td>RSS-247 Clause 5.5</td><td>In any 100 kHz bandwidth outside the frequency band in which the spread spectrum or digitally modulated intentional radiator is operating, the radio frequency power that is produced by the intentional radiator shall be at least 20 dB below that in the 100 kHz bandwidth within the band that contains the highest level of the desired power, based on either an RF conducted or a radiated measurement, provided the transmitter demonstrates compliance with the peak conducted power limits.</td></tr>
<tr><td>15.209</td><td>RSS-247 Clause 6.2.2 (2)</td><td>Radiated emissions which fall in the restricted bands, as defined in §15.205(a), must also comply with the radiated emission limits specified in §15.209(a):
<table>
<tr><th>Freq Range (MHz)</th><th>Field Strength (µV/m)</th><th>Field Strength (dBµV/m)</th><th>Meas. Distance (m)</th></tr>
<tr><td>0.009-0.490</td><td>2400/f(kHz)</td><td>-</td><td>300</td></tr>
<tr><td>0.490-1.705</td><td>24000/f(kHz)</td><td>-</td><td>300</td></tr>
<tr><td>1.705-30.0</td><td>30</td><td>-</td><td>30</td></tr>
<tr><td>30-88</td><td>100</td><td>40</td><td>3</td></tr>
<tr><td>88-216</td><td>150</td><td>43.5</td><td>3</td></tr>
<tr><td>216-960</td><td>200</td><td>46</td><td>3</td></tr>
<tr><td>Above 960</td><td>500</td><td>54</td><td>3</td></tr>
</table>
The emission limits shown in the above table are based on measurements employing CISPR quasi-peak detector except for the frequency bands 9-90 kHz, 110-490 kHz and above 1000 MHz. Radiated emission limits in these three bands are based on measurements employing an average detector.
For average radiated emission measurements above 1000 MHz, there is also a limit specified when measuring with peak detector function, corresponding to 20 dB above the indicated values in the table.</td></tr>
</table>

Test procedure:

The setup below was used to measure the out-of-band emissions. The antenna terminal of the EUT is connected to the spectrum analyzer through an attenuator, and the spectrum analyzer reading is compensated to include the RF path loss.

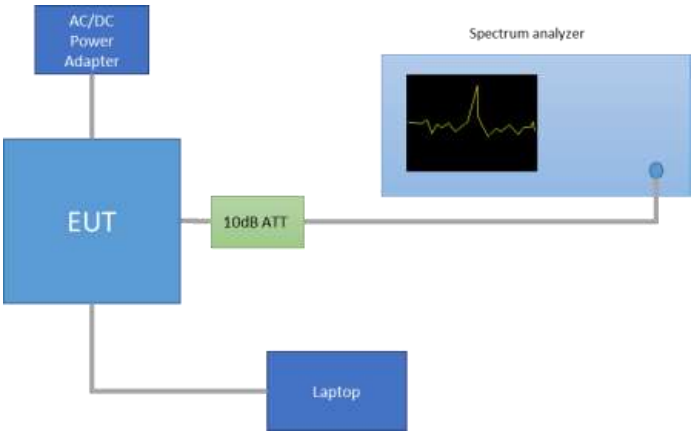

Printed copies are not controlled documents

The Band Edge High, was measured using the method according to point 13.3 (Integration Method) of KDB 558074 D01 DTS Meas Guidance v03r05.

In case of Band Edge measurements falling in restricted bands, the declared Antenna Gain is also compensated in the graph. The declared maximum antenna gain is 3.24dBi.

For Band Edge measurements falling in restricted bands, the following limits in dBm were applied for the average detector after the conversion from the limits detailed above in dBµV/m, according to FCC 47 CFR part 15 - Subpart C – §15.209(a). The limits in dBm for peak detector are 20dB above the indicated values in the table.

§15.209(a)			Converted values	
Freq Range (MHz)	Distance (m)	Field strength (microvolts/meter)	Field strength (dB microvolts/meter)	Power (dBm)
Above 960	3	500	54.0	-41.2

Note: these PSD_{Peak} values are shown just as a reference for the compliance of the Out-of-band Measurements. Thus the RBW used for these measurements was 100kHz.

Mode	Rate	Channel	Frequency [MHz]	Antenna	PSD Peak [dBm]
802.11b	1Mbps	1	2412	SISO CHAIN A	11.33
				SISO CHAIN B	11.41
		7	2442	SISO CHAIN A	10.87
				SISO CHAIN B	10.63
		11	2462	SISO CHAIN A	10.94
				SISO CHAIN B	9.11
		12	2467	SISO CHAIN A	7.22
				SISO CHAIN B	6.96
		13	2472	SISO CHAIN A	-0.84
				SISO CHAIN B	-0.92
802.11g	6Mbps	1	2412	SISO CHAIN A	8.18
				SISO CHAIN B	8.56
		7	2442	SISO CHAIN A	9.92
				SISO CHAIN B	10.21
		11	2462	SISO CHAIN A	6.94
				SISO CHAIN B	6.34
		12	2467	SISO CHAIN A	1.22
				SISO CHAIN B	0.26
		13	2472	SISO CHAIN A	-14.77
				SISO CHAIN B	-13.09

Printed copies are not controlled documents

Mode	Rate	Channel	Frequency [MHz]	Antenna	PSD Peak [dBm]
802.11n20	HT0	1	2412	SISO CHAIN A	7.92
				SISO CHAIN B	7.87
		7	2442	SISO CHAIN A	10.24
				SISO CHAIN B	9.96
		11	2462	SISO CHAIN A	7.11
				SISO CHAIN B	6.34
		12	2467	SISO CHAIN A	0.88
				SISO CHAIN B	0.52
		13	2472	SISO CHAIN A	-13.60
				SISO CHAIN B	-13.34
	HT8	1	2412	MIMO CHAIN A	6.93
				MIMO CHAIN B	7.47
		7	2442	MIMO CHAIN A	8.38
				MIMO CHAIN B	8.18
		11	2462	MIMO CHAIN A	6.21
				MIMO CHAIN B	5.58
		12	2467	MIMO CHAIN A	0.58
				MIMO CHAIN B	0.11
		13	2472	MIMO CHAIN A	-16.70
				MIMO CHAIN B	-16.17
802.11n40	HT0	3F	2422	SISO CHAIN A	5.49
				SISO CHAIN B	4.06
		7F	2442	SISO CHAIN A	6.86
				SISO CHAIN B	3.60
		9F	2452	SISO CHAIN A	3.76
				SISO CHAIN B	3.74
		10F	2457	SISO CHAIN A	-0.46
				SISO CHAIN B	0.02
		11F	2462	SISO CHAIN A	-15.63
				SISO CHAIN B	-15.80
	HT8	3F	2422	MIMO CHAIN A	1.77
				MIMO CHAIN B	2.18
		7F	2442	MIMO CHAIN A	3.20
				MIMO CHAIN B	3.15
		9F	2452	MIMO CHAIN A	2.30
				MIMO CHAIN B	2.72
		10F	2457	MIMO CHAIN A	-1.16
				MIMO CHAIN B	-1.32
		11F	2462	MIMO CHAIN A	-17.08
				MIMO CHAIN B	-17.99

Printed copies are not controlled documents

Band Edge results Screenshot:

802.11b, 1Mbps

BE Low Freq Section, Chain A - CH1

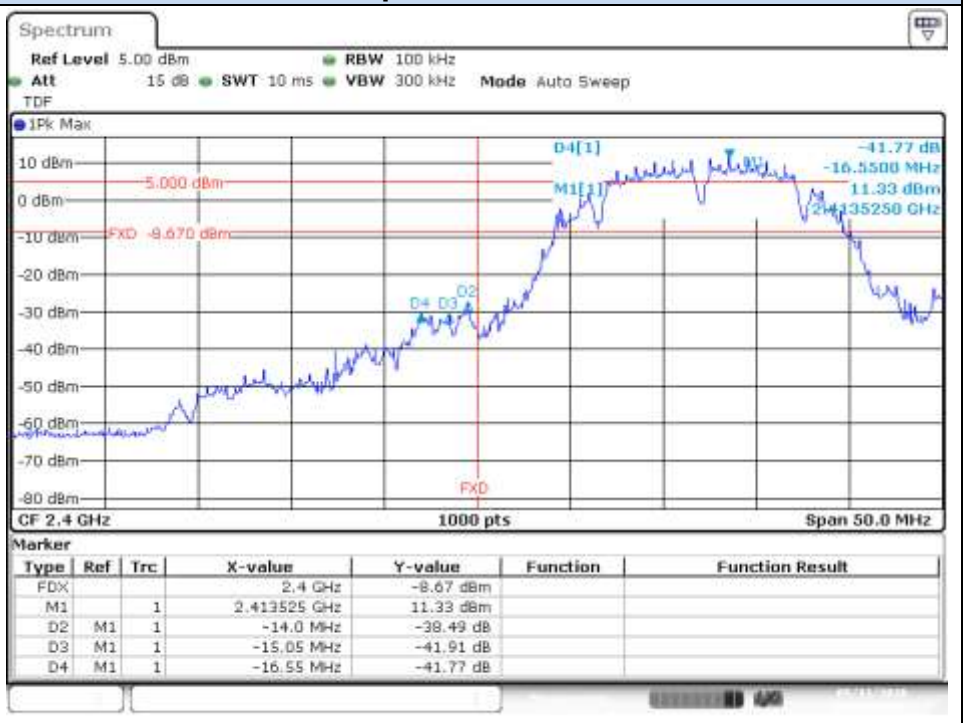

BE Low Freq Section (restricted), Chain A - CH1

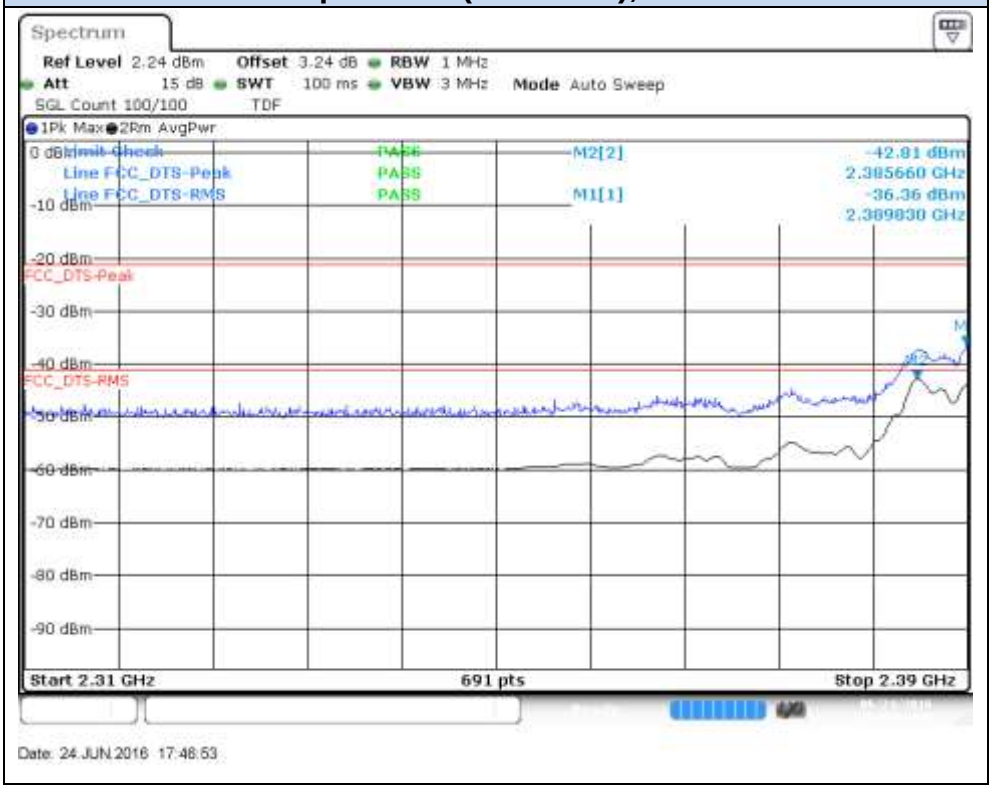

Printed copies are not controlled documents

BE High Freq Section (restricted), Chain A – CH11

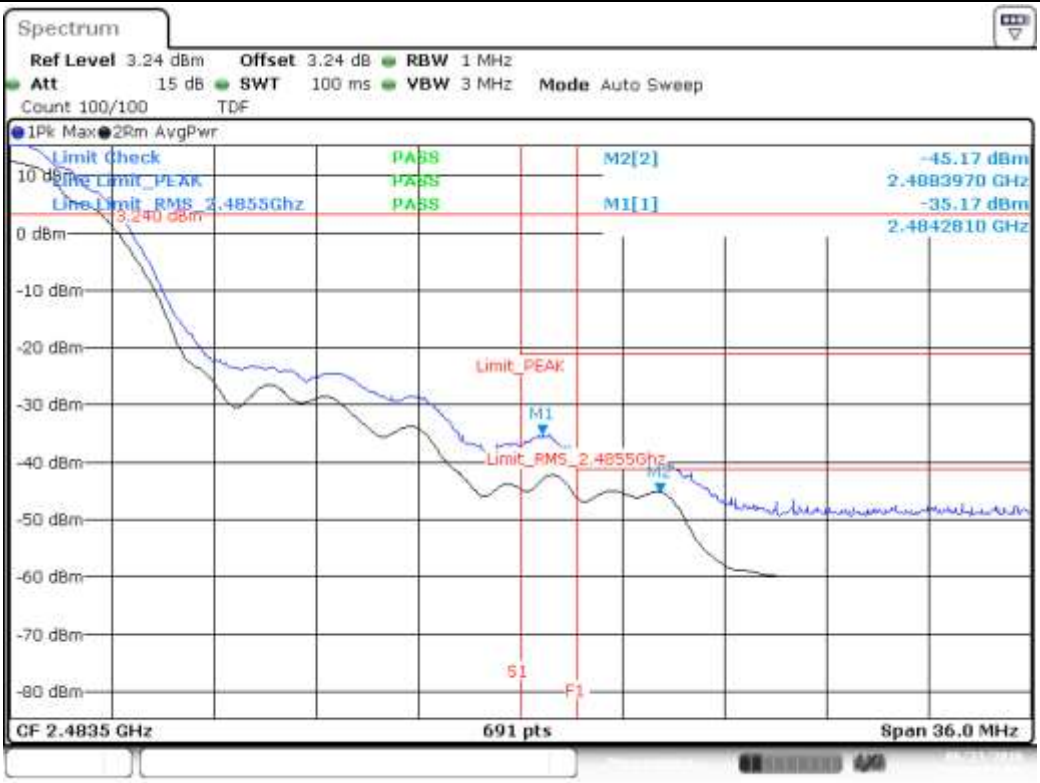

BE High Freq Section RMS within 2MHz (restricted), Chain A – CH11

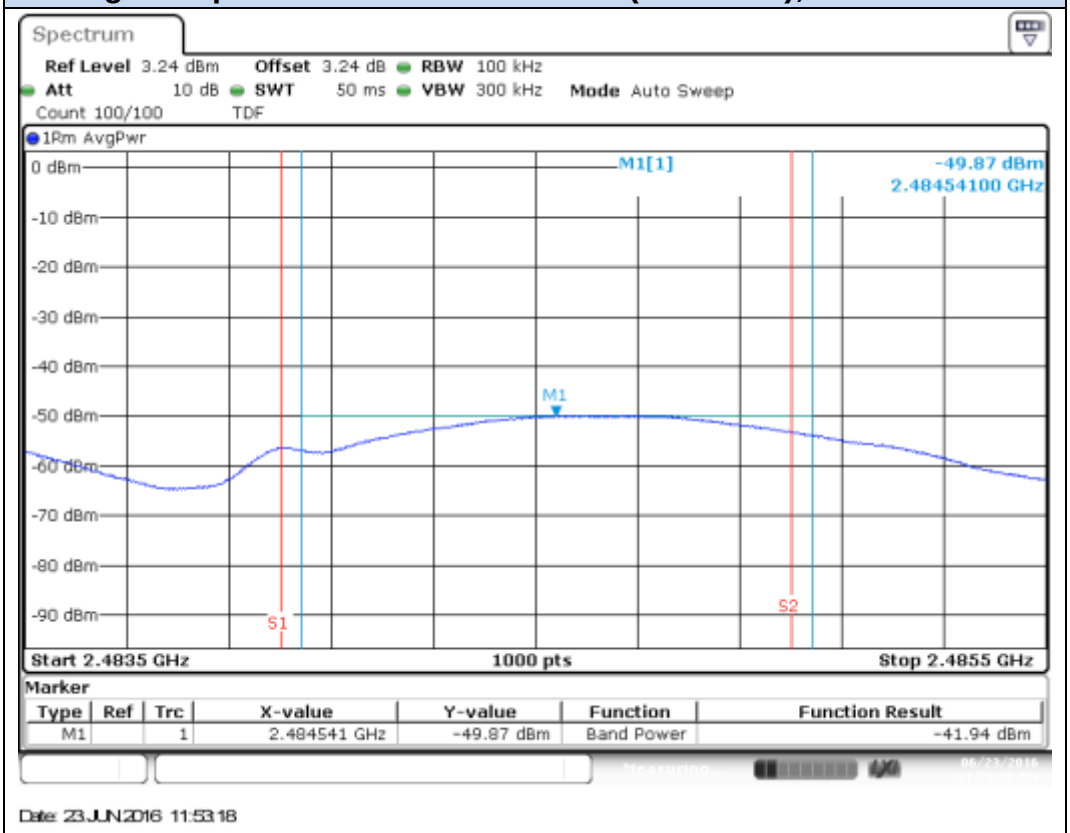

Printed copies are not controlled documents

BE High Freq Section (restricted), Chain A – CH12

BE High Freq Section RMS within 2MHz(restricted), Chain A – CH12

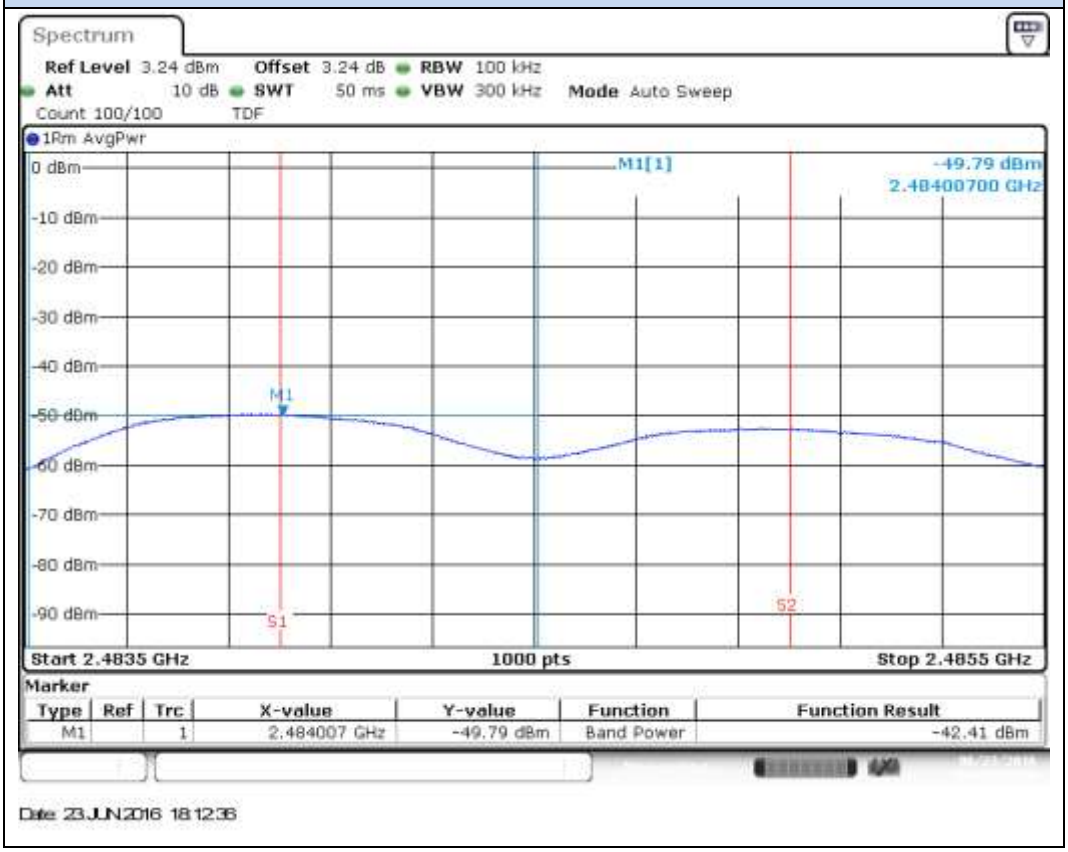

Printed copies are not controlled documents

BE High Freq Section (restricted), Chain A – CH13

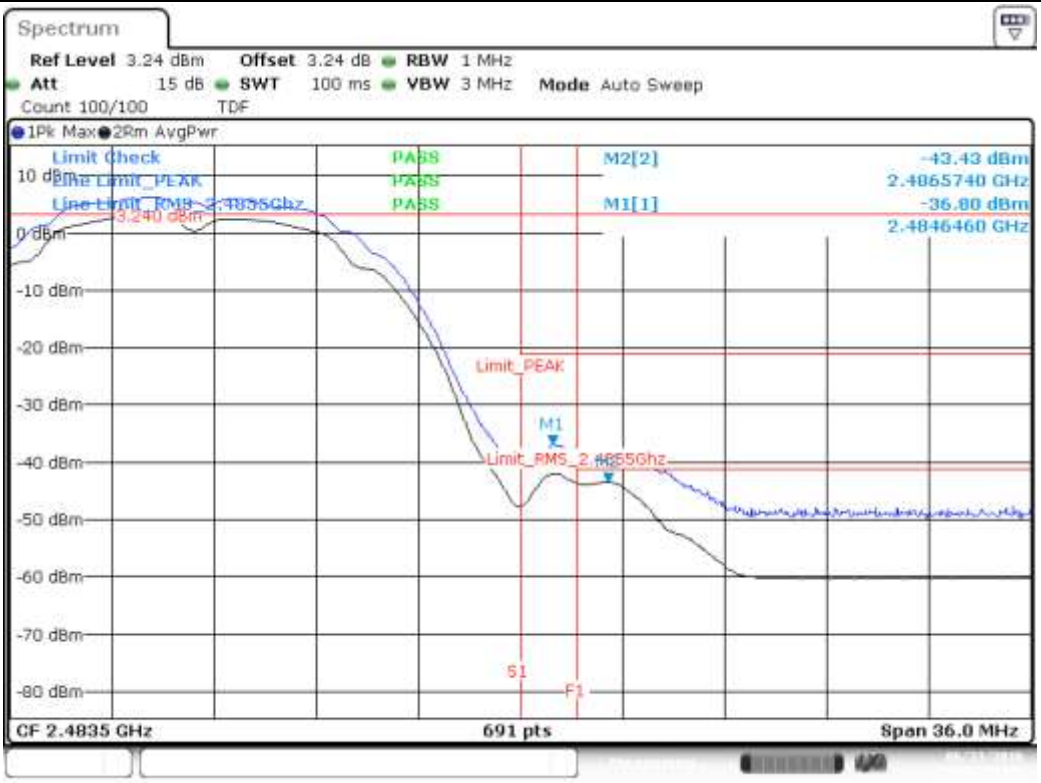

BE High Freq Section RMS within 2MHz (restricted), Chain A – CH13

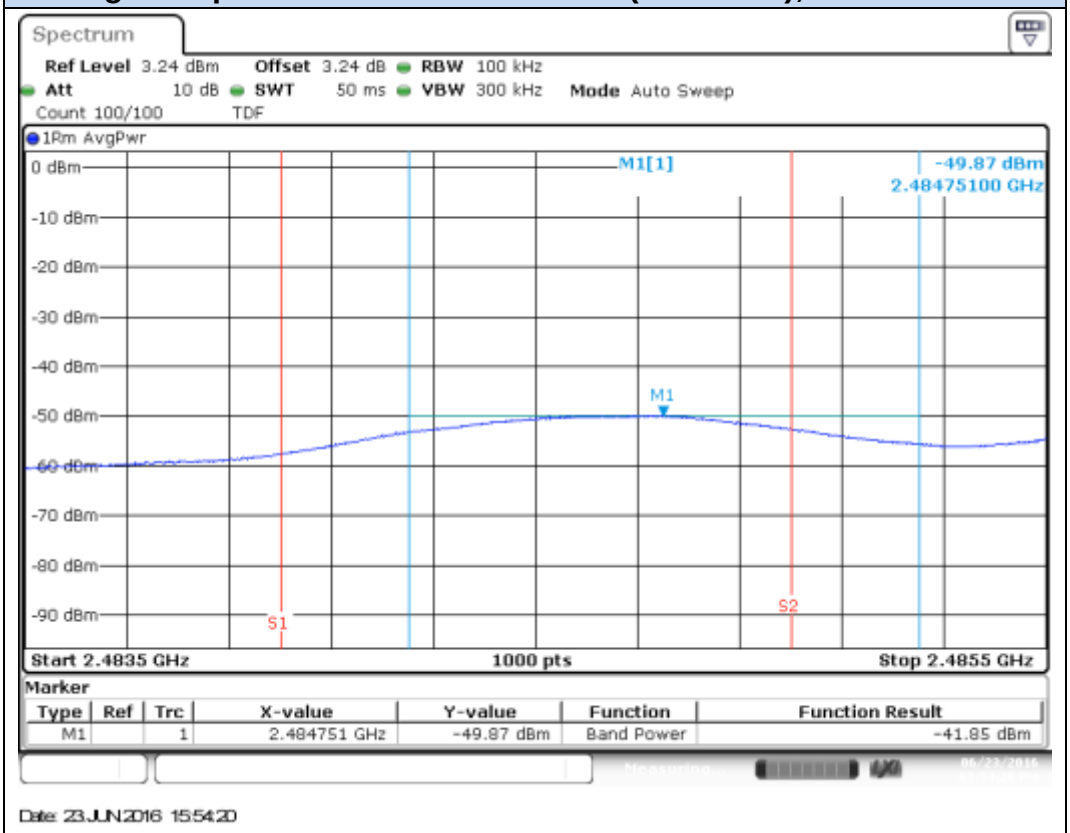

Printed copies are not controlled documents

BE Low Freq Section, Chain B - CH1

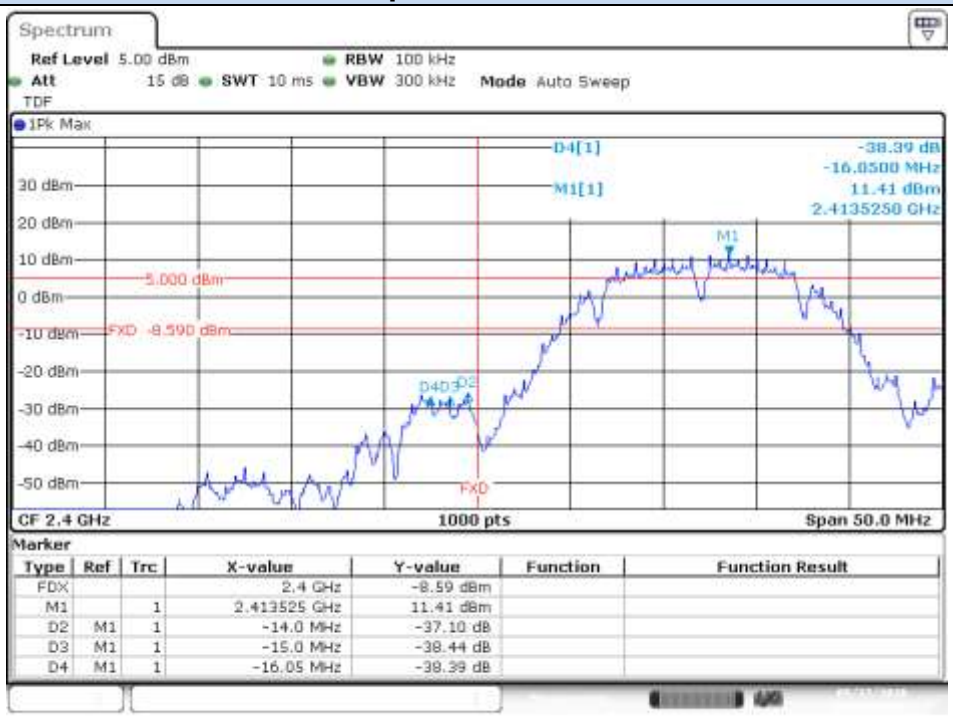

BE Low Freq Section (restricted), Chain B - CH1

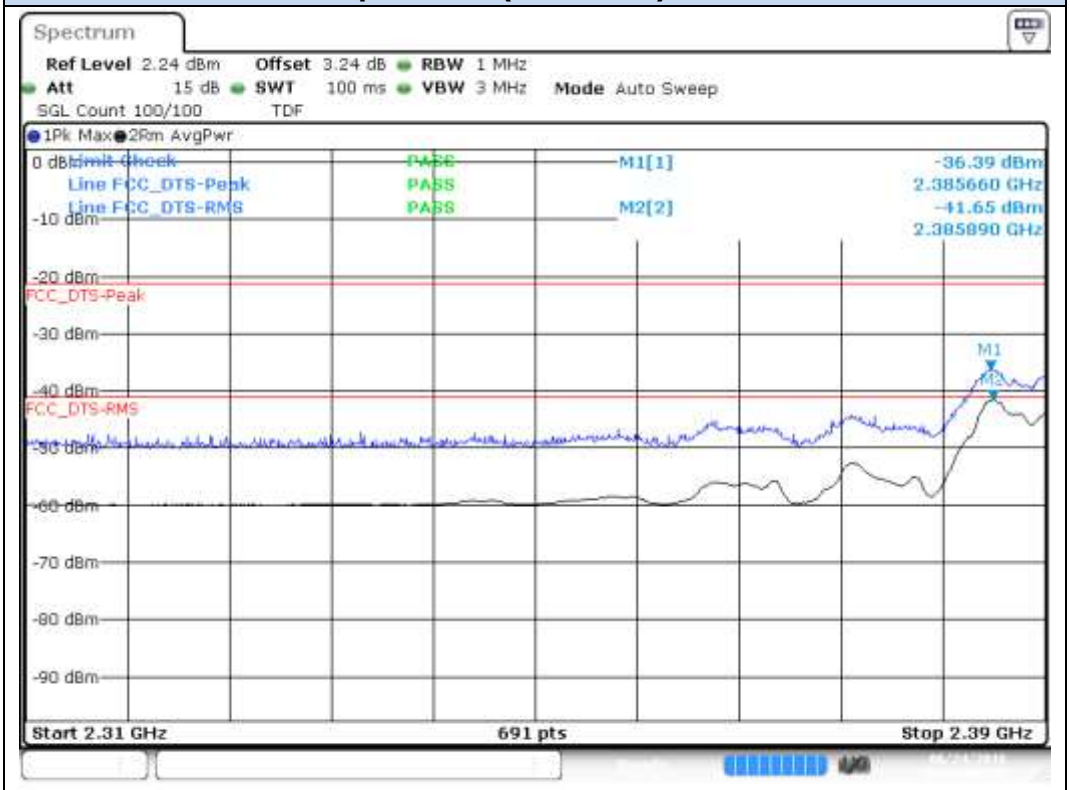

Printed copies are not controlled documents

BE High Freq Section (restricted), Chain B – CH11

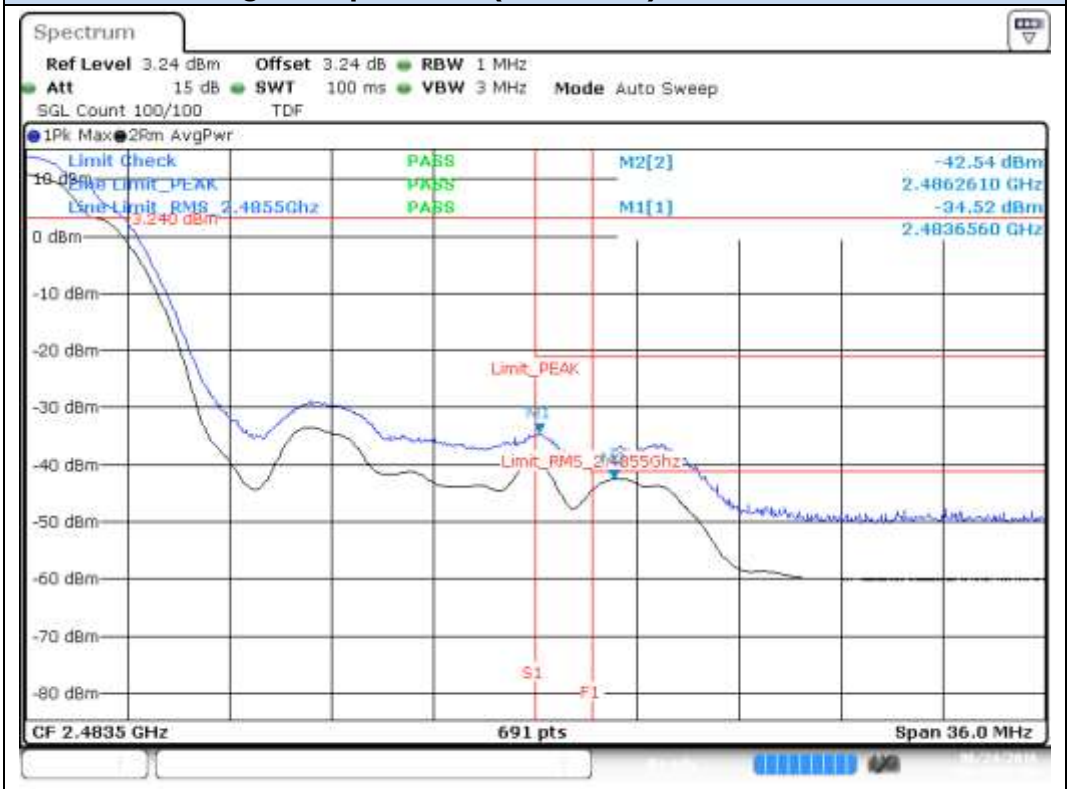

BE High Freq Section RMS within 2MHz (restricted), Chain B – CH11

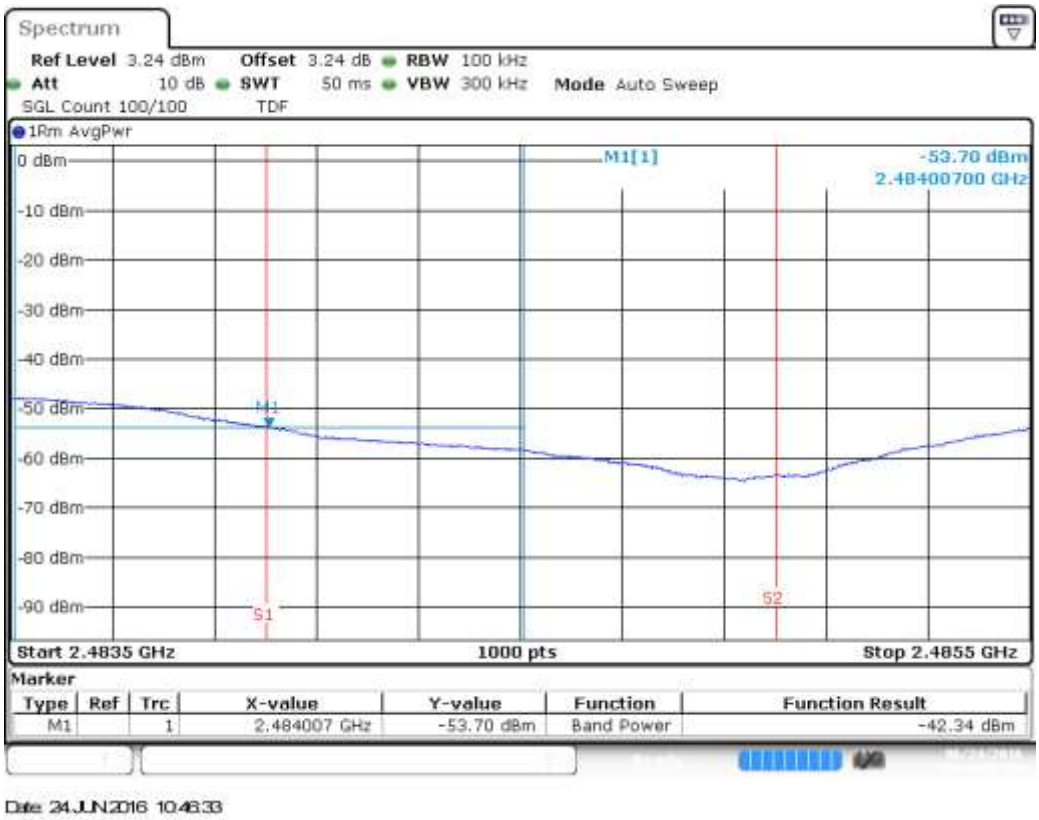

Printed copies are not controlled documents

BE High Freq Section (restricted), Chain B – CH12

BE High Freq Section RMS within 2MHz(restricted), Chain B – CH12

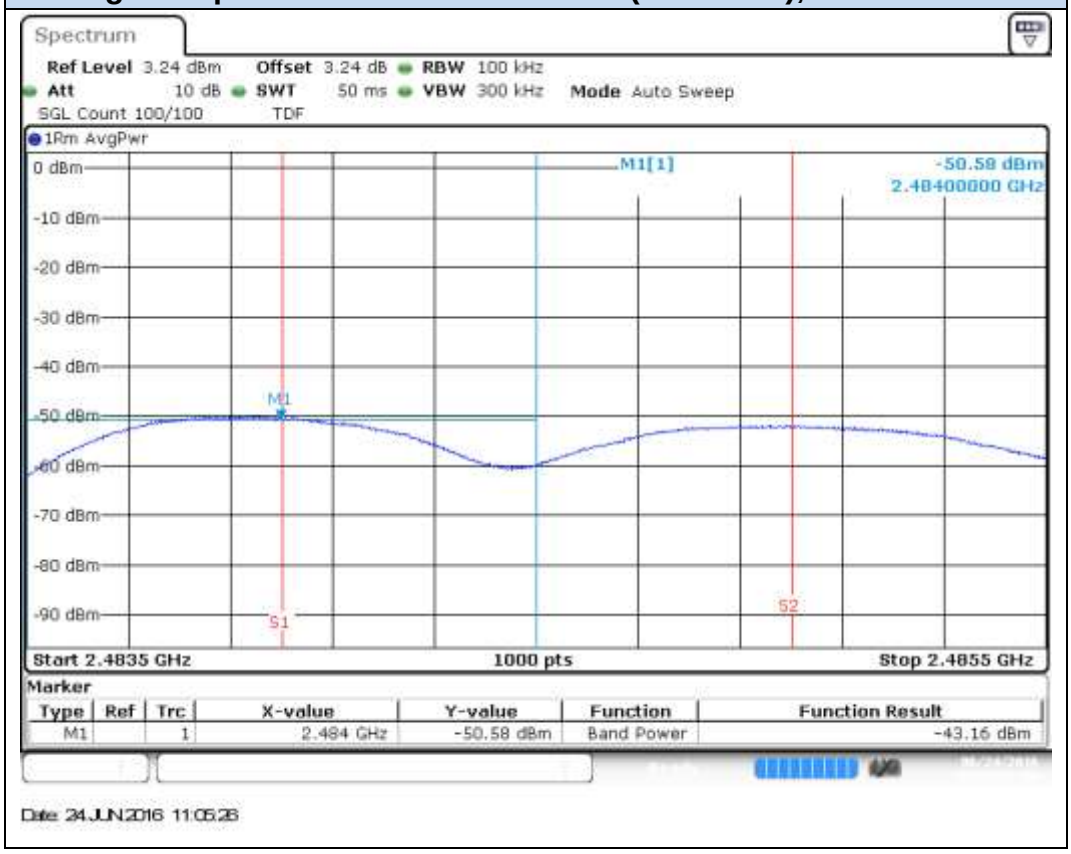

Printed copies are not controlled documents

BE High Freq Section (restricted), Chain B – CH13

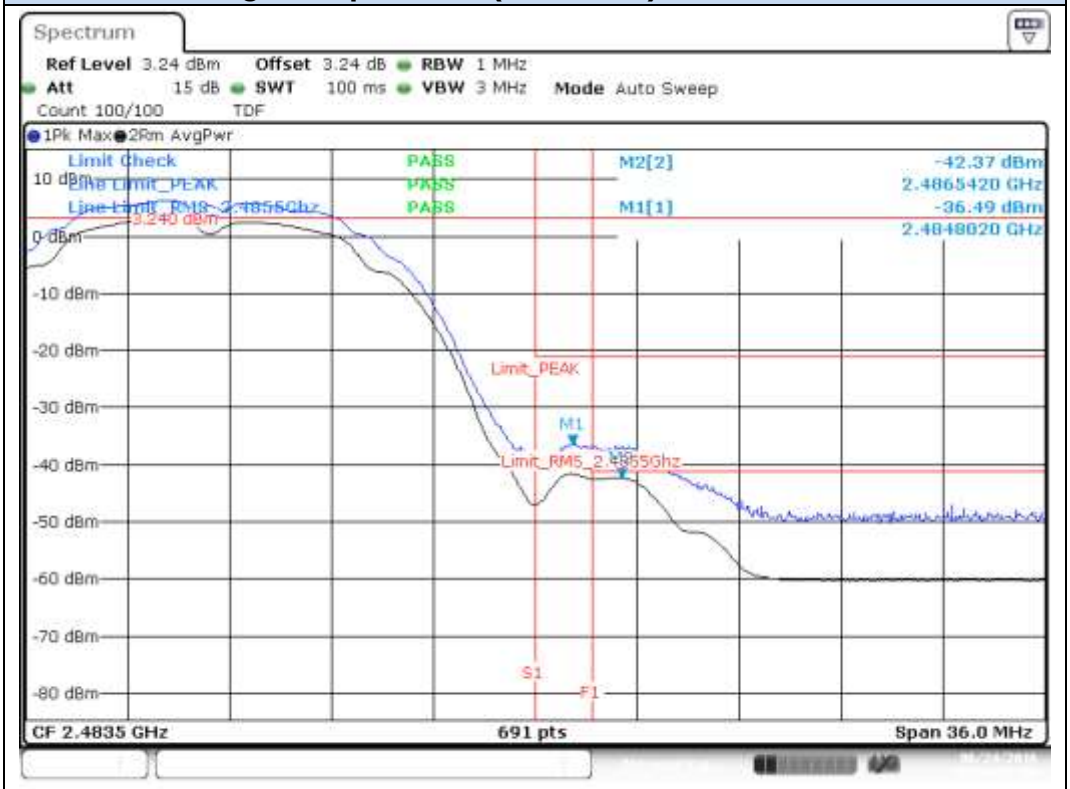

BE High Freq Section RMS within 2MHz (restricted), Chain B – CH13

Printed copies are not controlled documents

802.11g, 6Mbps

BE Low Freq Section, Chain A - CH1

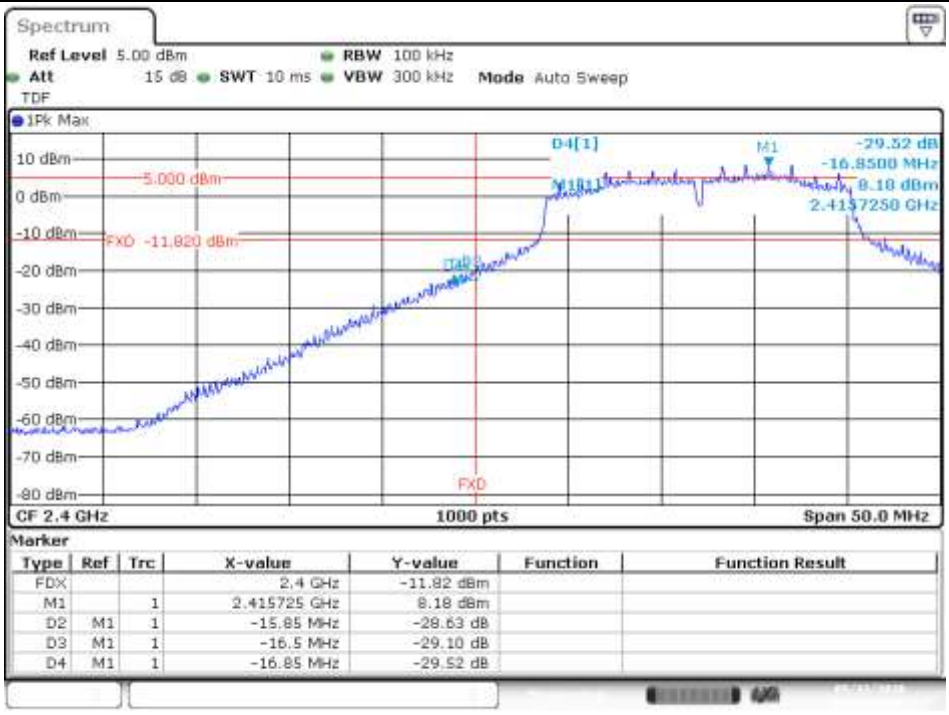

BE Low Freq Section (restricted), Chain A - CH1

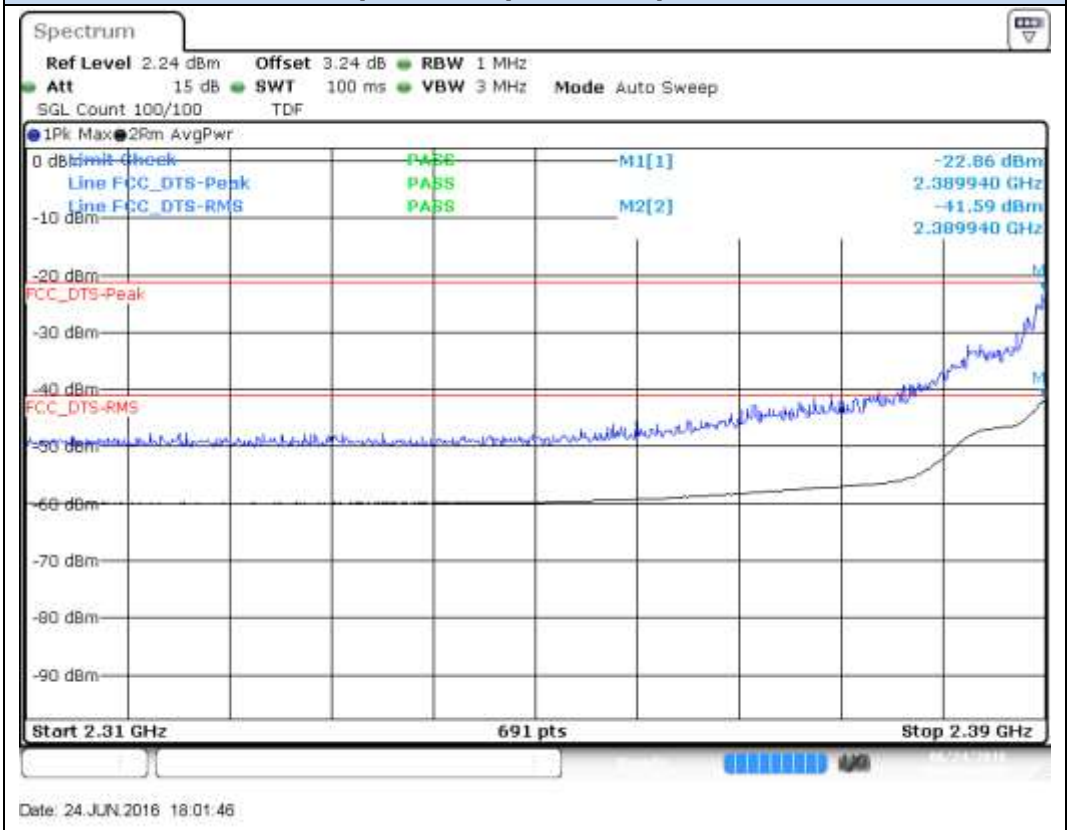

Printed copies are not controlled documents

BE High Freq Section (restricted), Chain A – CH11

BE High Freq Section RMS within 2MHz (restricted), Chain A – CH11

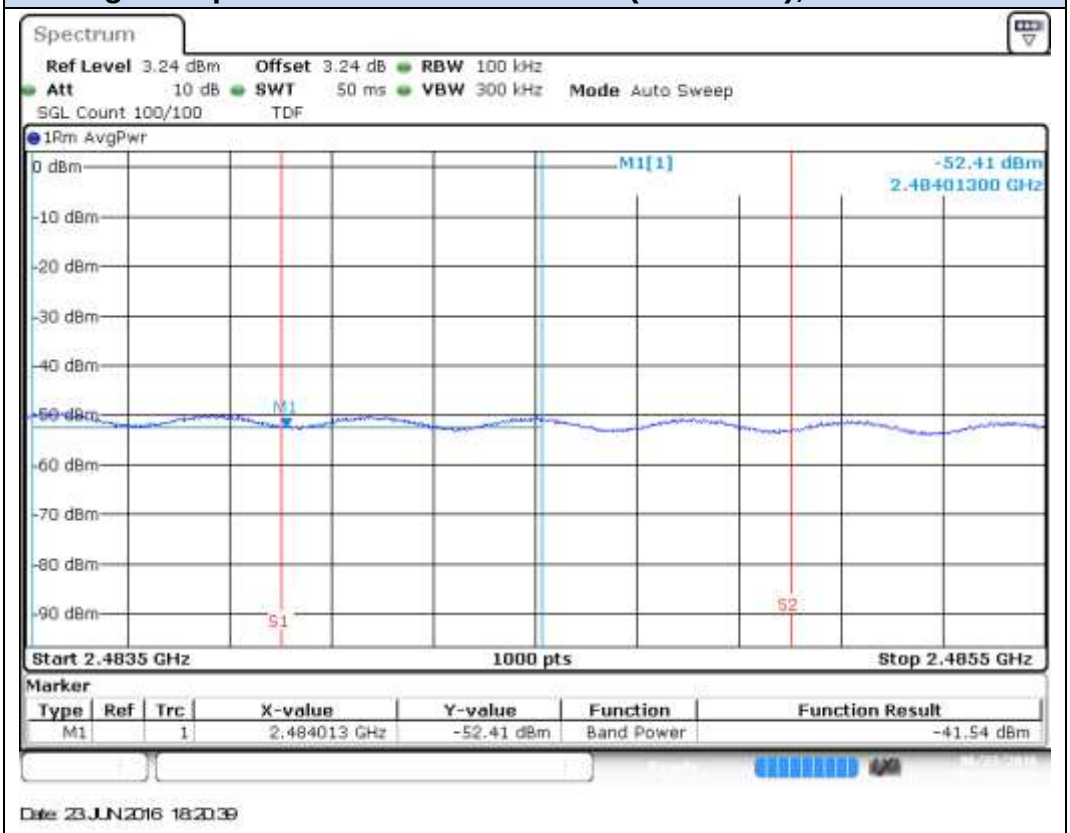

Printed copies are not controlled documents

BE High Freq Section (restricted), Chain A – CH12

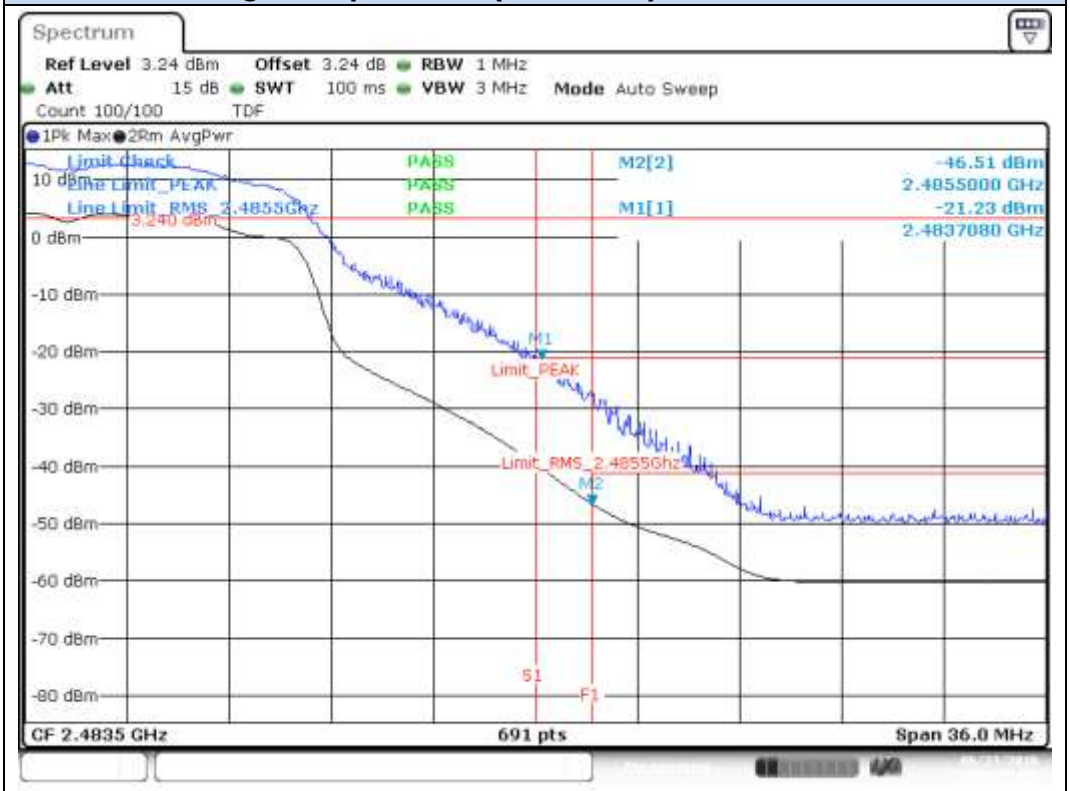

BE High Freq Section RMS within 2MHz(restricted), Chain A – CH12

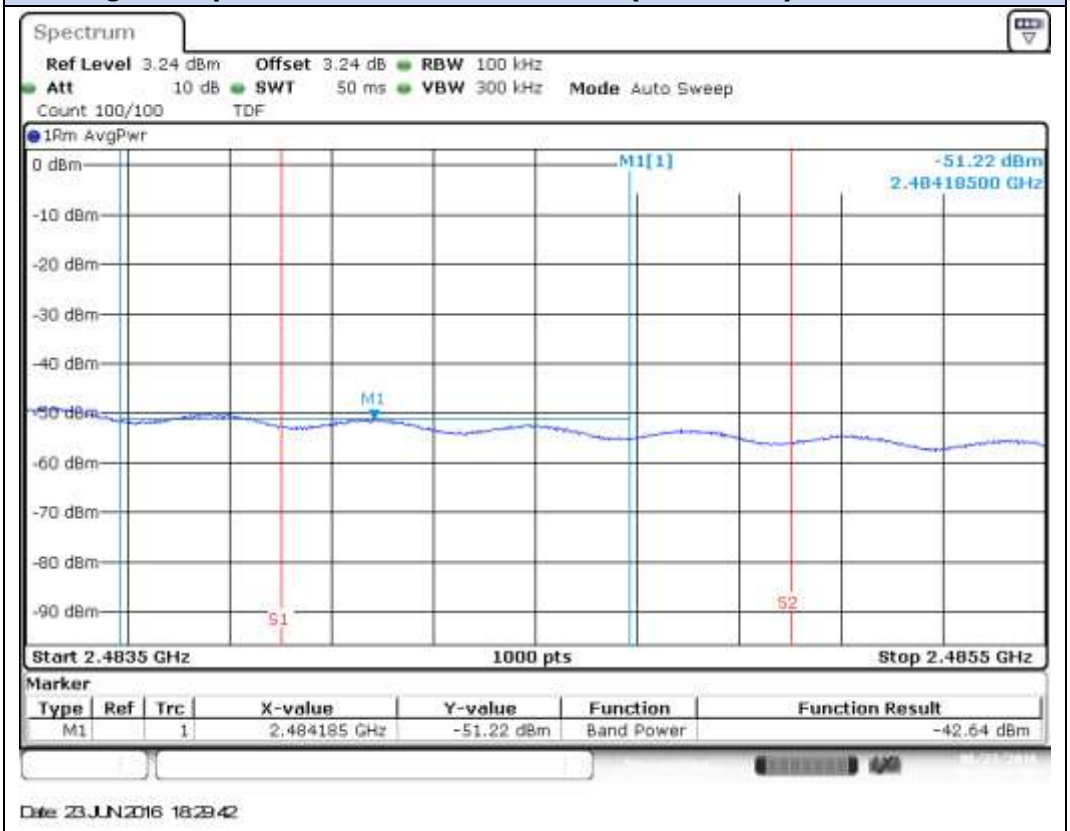

Printed copies are not controlled documents

BE High Freq Section (restricted), Chain A – CH13

BE High Freq Section RMS within 2MHz (restricted), Chain A – CH13

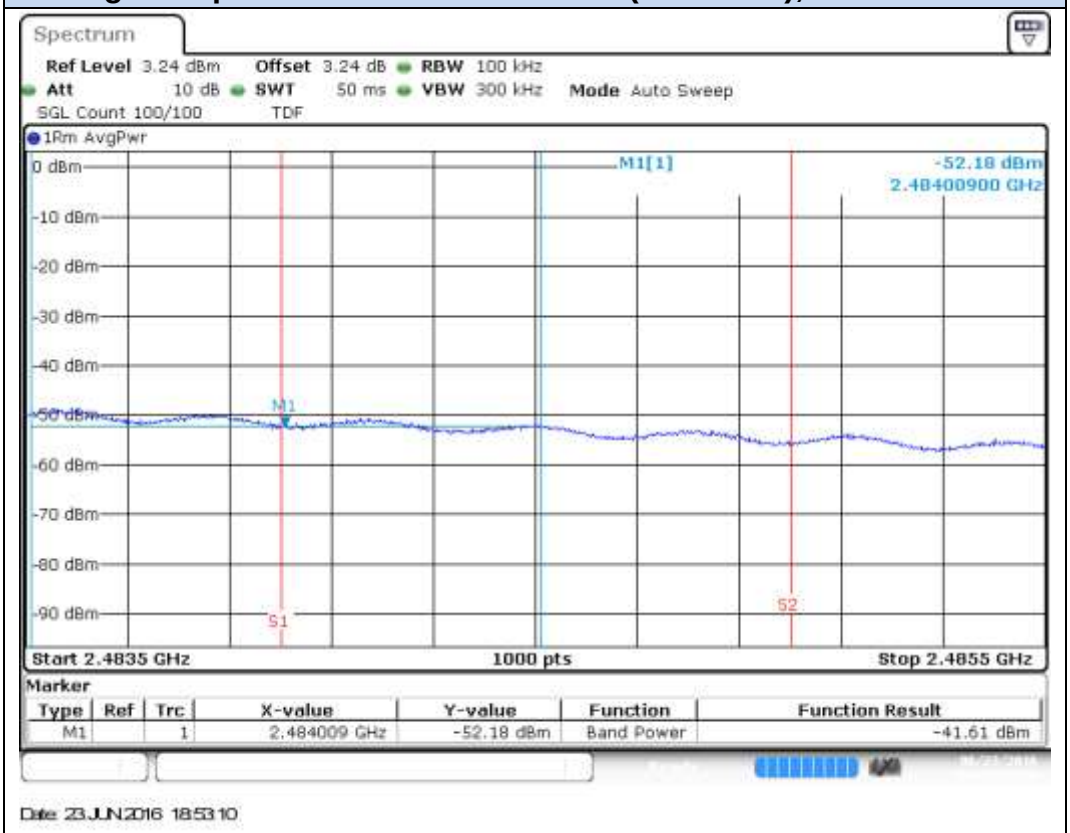

Printed copies are not controlled documents

BE Low Freq Section, Chain B - CH1

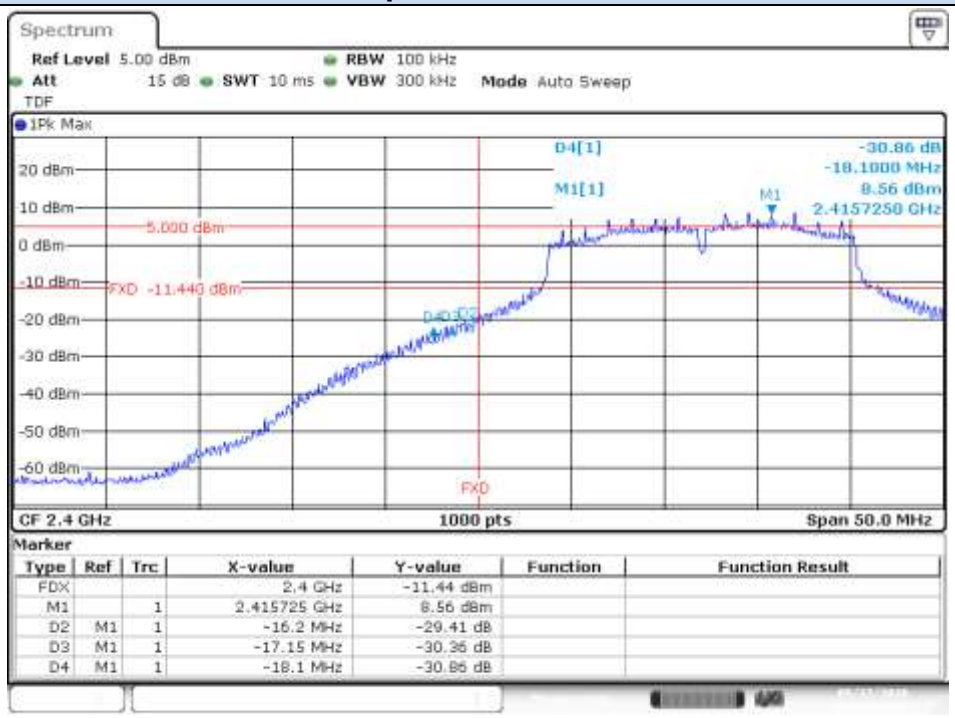

Date: 17.MAY.2016 15:47:09

BE Low Freq Section (restricted), Chain B - CH1

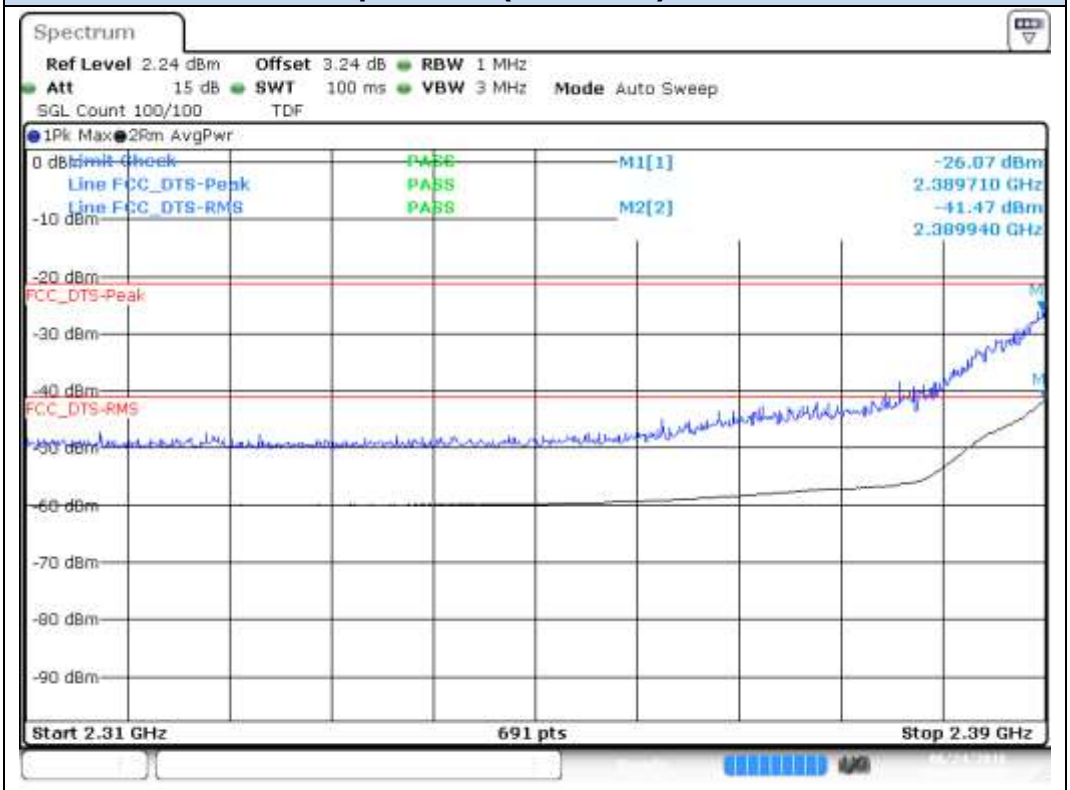

Date: 24.JUN.2016 18:42:51

Printed copies are not controlled documents

BE High Freq Section (restricted), Chain B – CH11

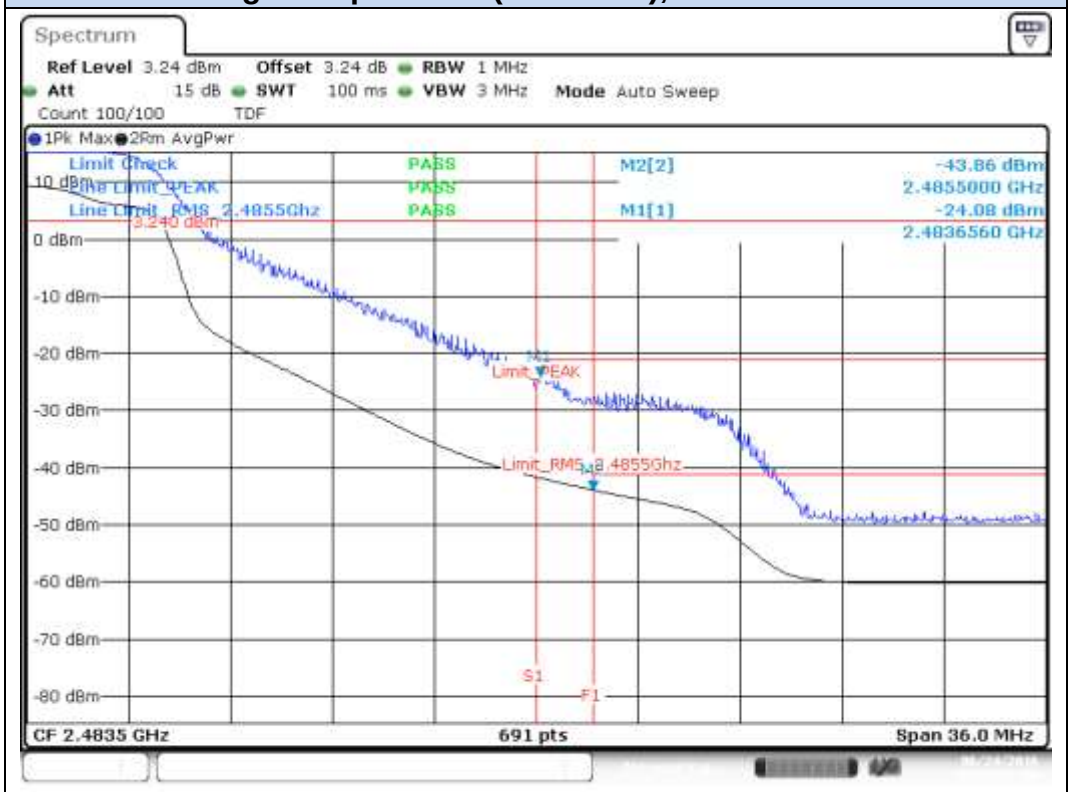

BE High Freq Section RMS within 2MHz (restricted), Chain B – CH11

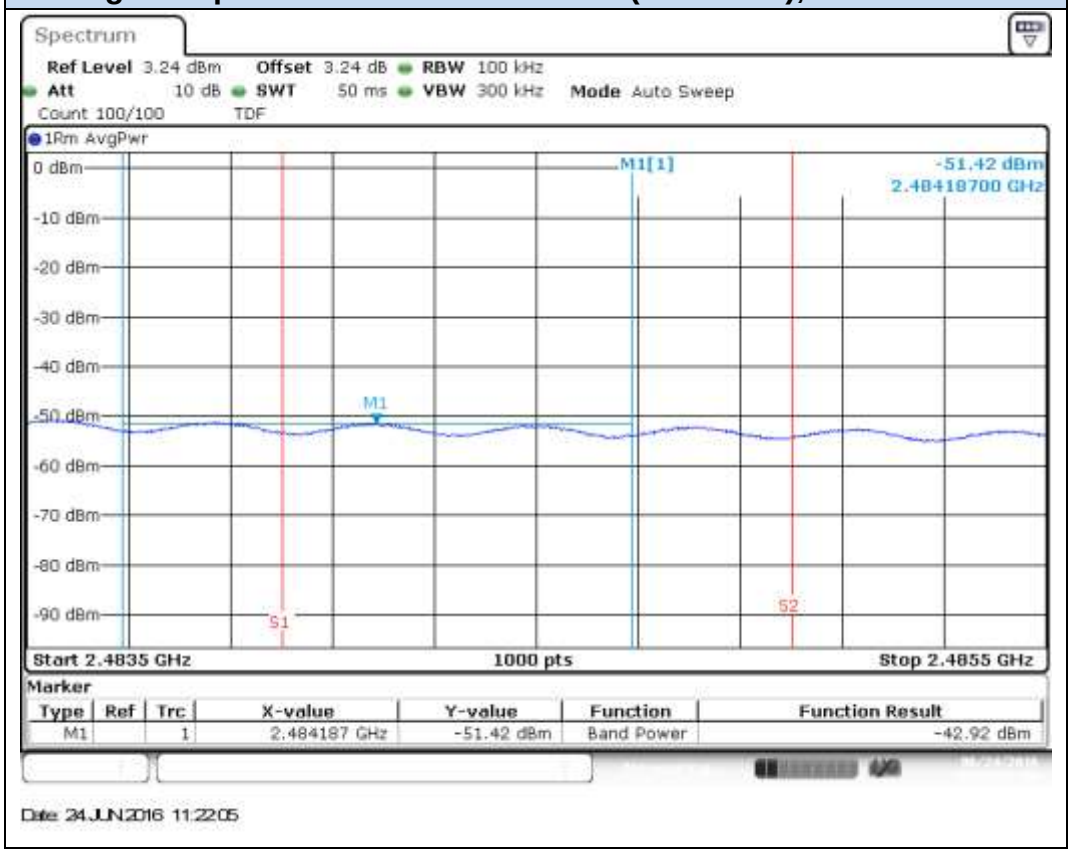

Printed copies are not controlled documents

BE High Freq Section (restricted), Chain B – CH12

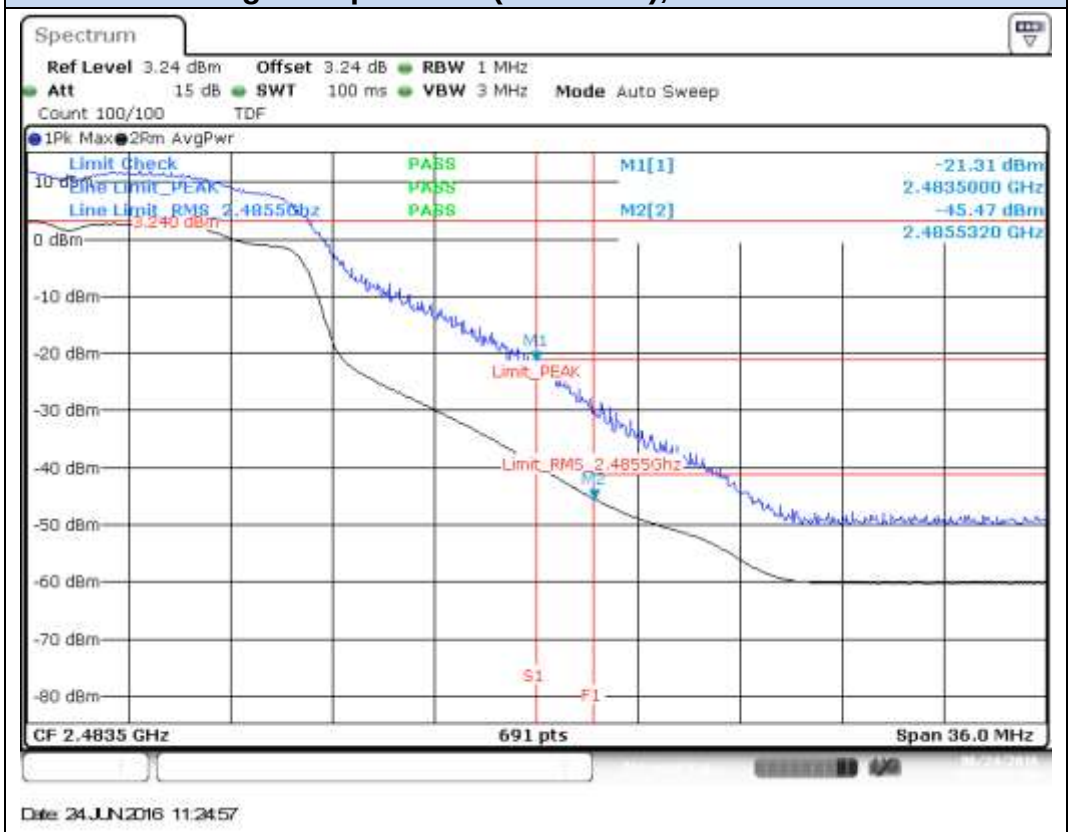

BE High Freq Section RMS within 2MHz(restricted), Chain B – CH12

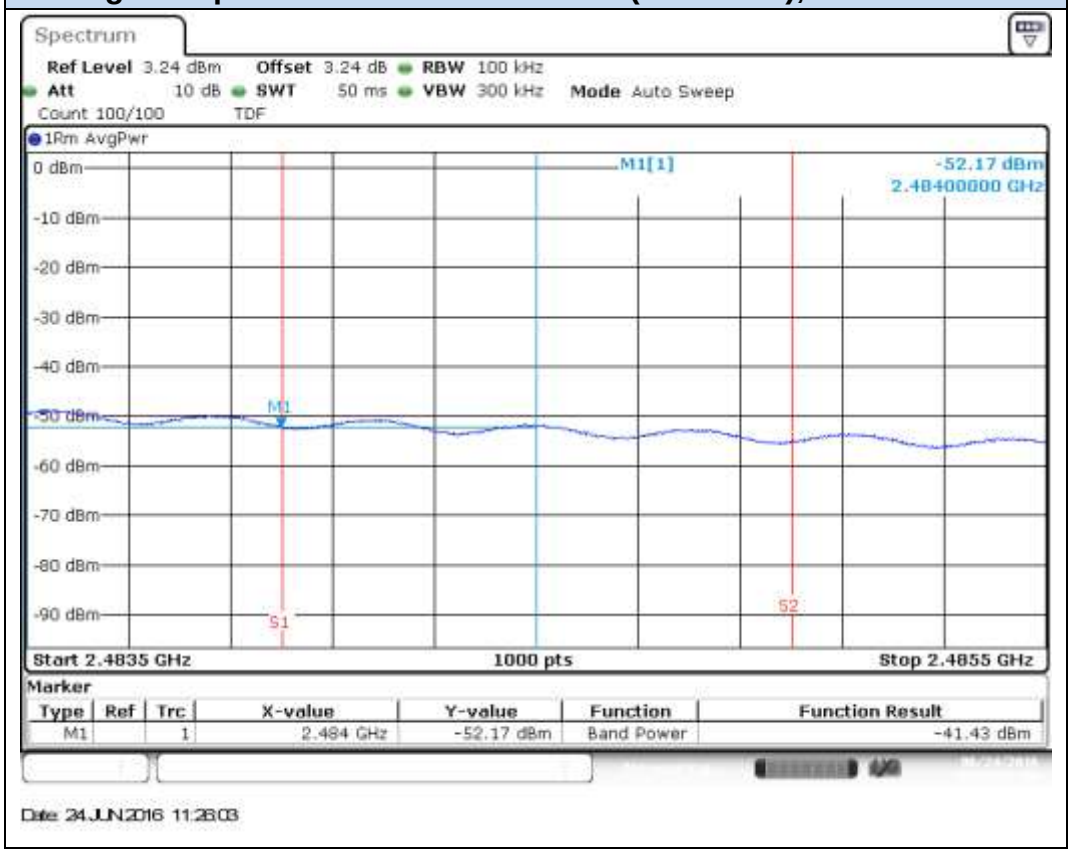

Printed copies are not controlled documents

BE High Freq Section (restricted), Chain B – CH13

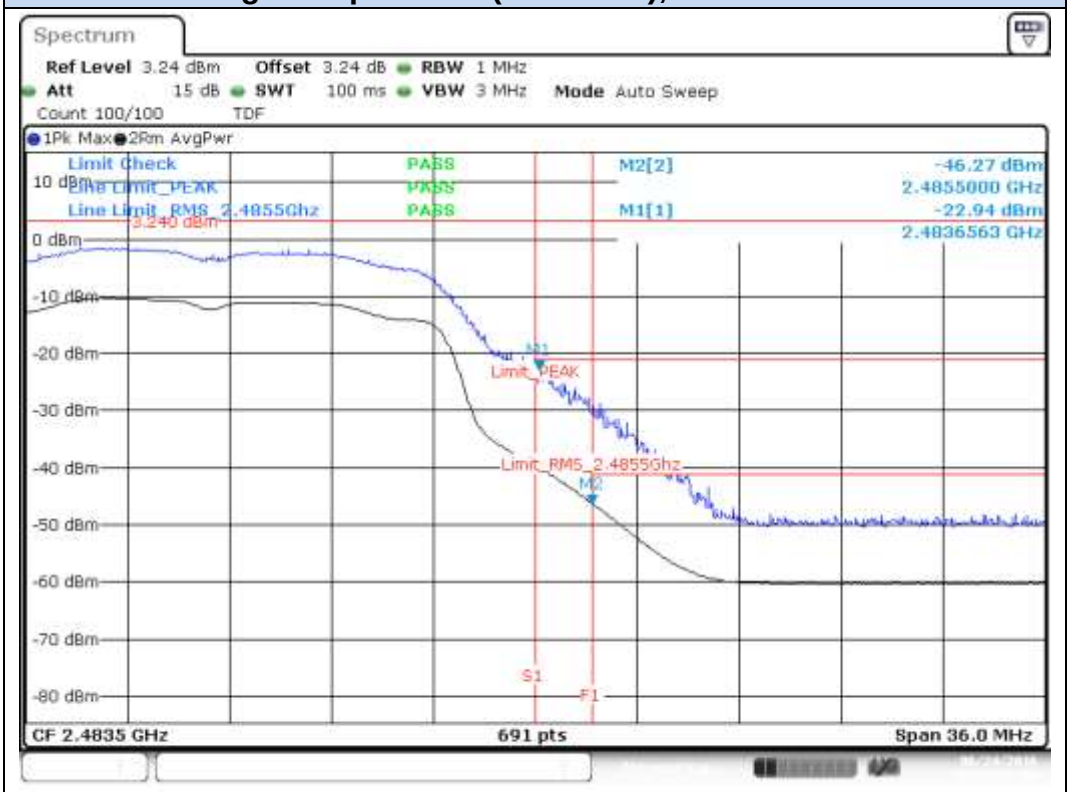

BE High Freq Section RMS within 2MHz (restricted), Chain B – CH13

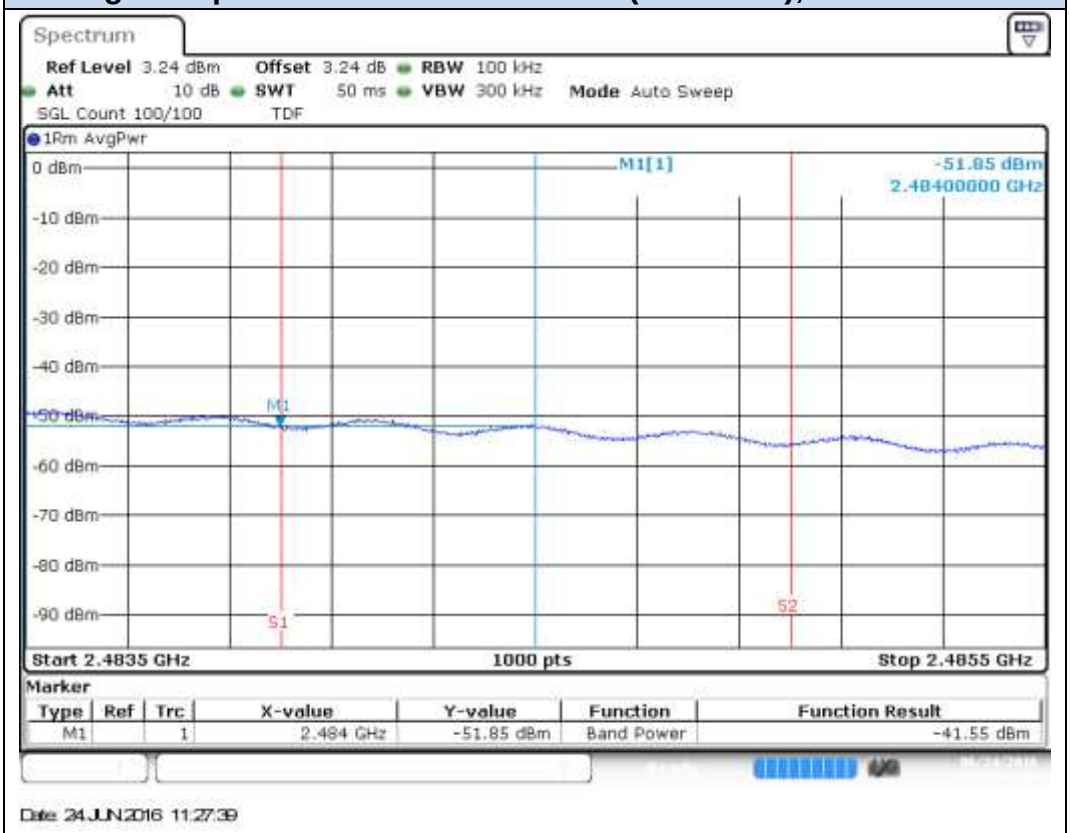

Printed copies are not controlled documents

802.11n20 (SISO), HT0

BE Low Freq Section, Chain A - CH1

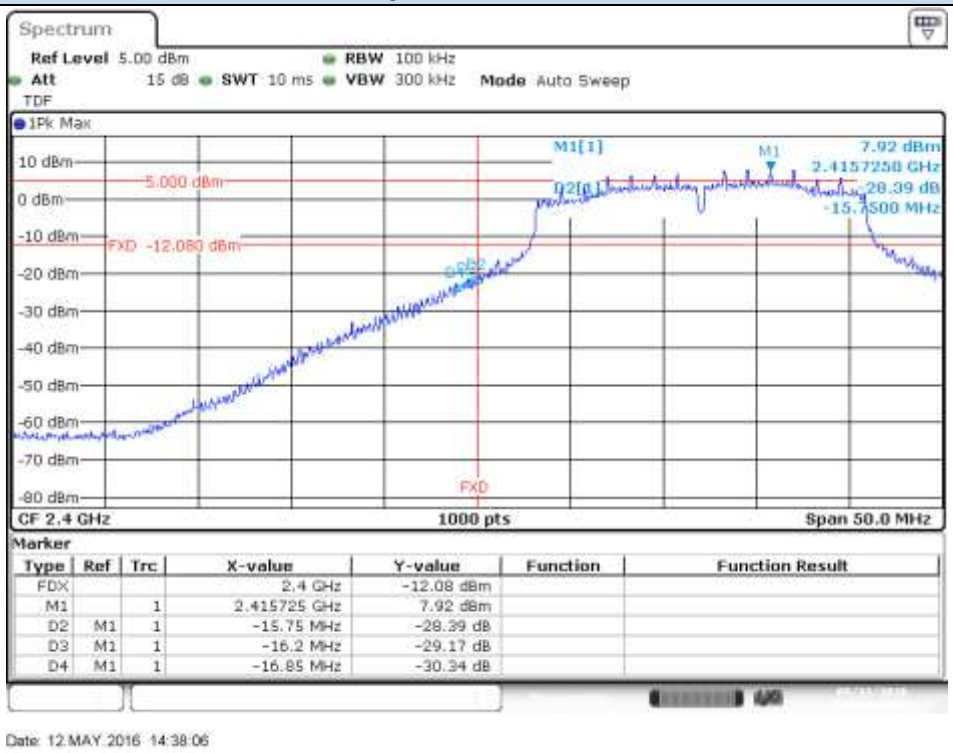

Date: 12.MAY.2016 14:38:06

BE Low Freq Section (restricted), Chain A - CH1

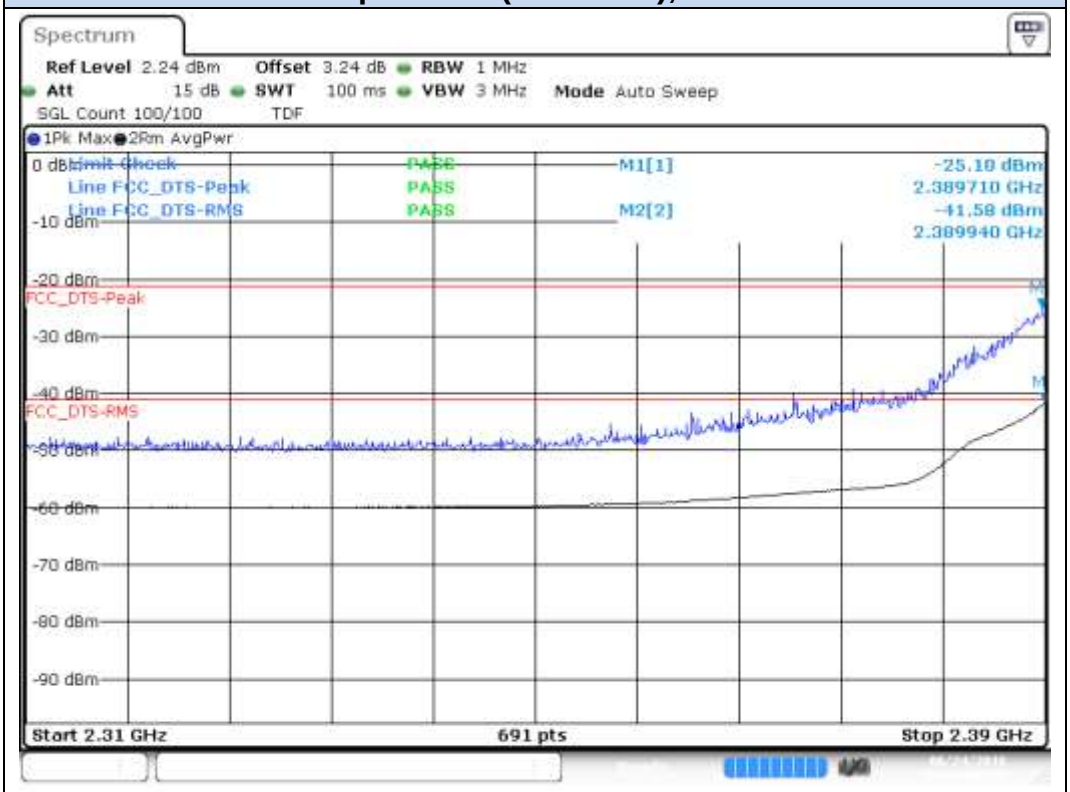

Date: 24.JUN.2016 18:04:09

Printed copies are not controlled documents

BE High Freq Section (restricted), Chain A – CH11

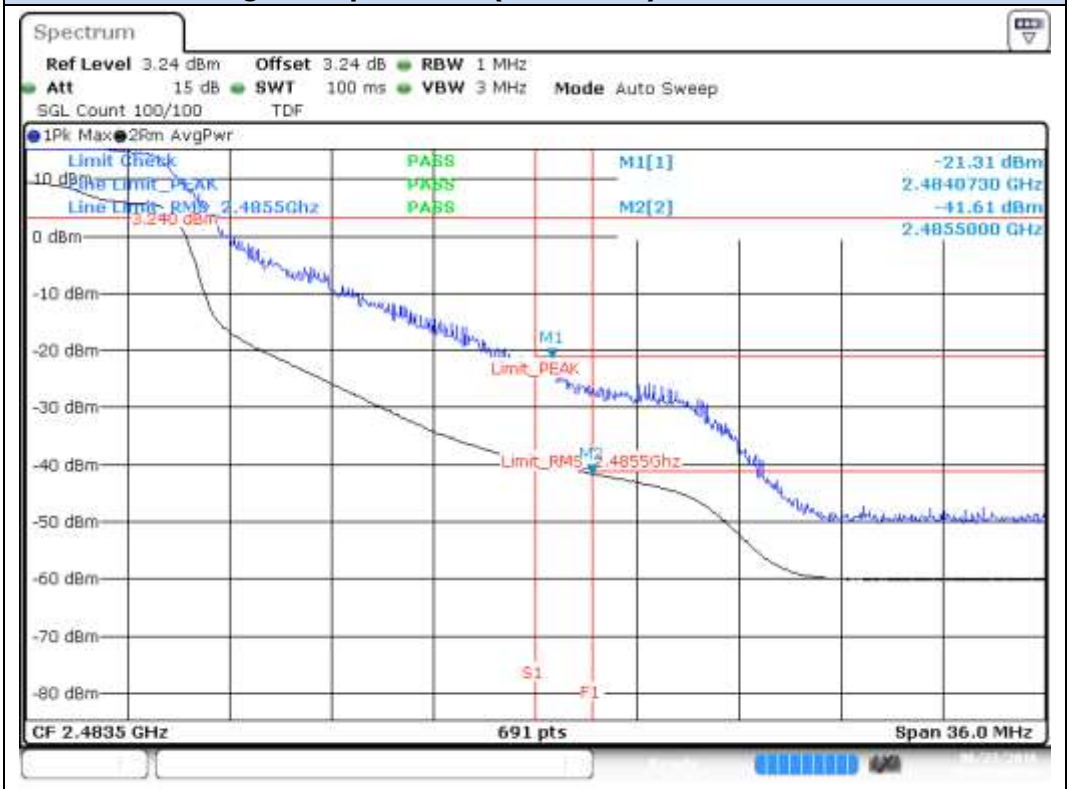

BE High Freq Section RMS within 2MHz (restricted), Chain A – CH11

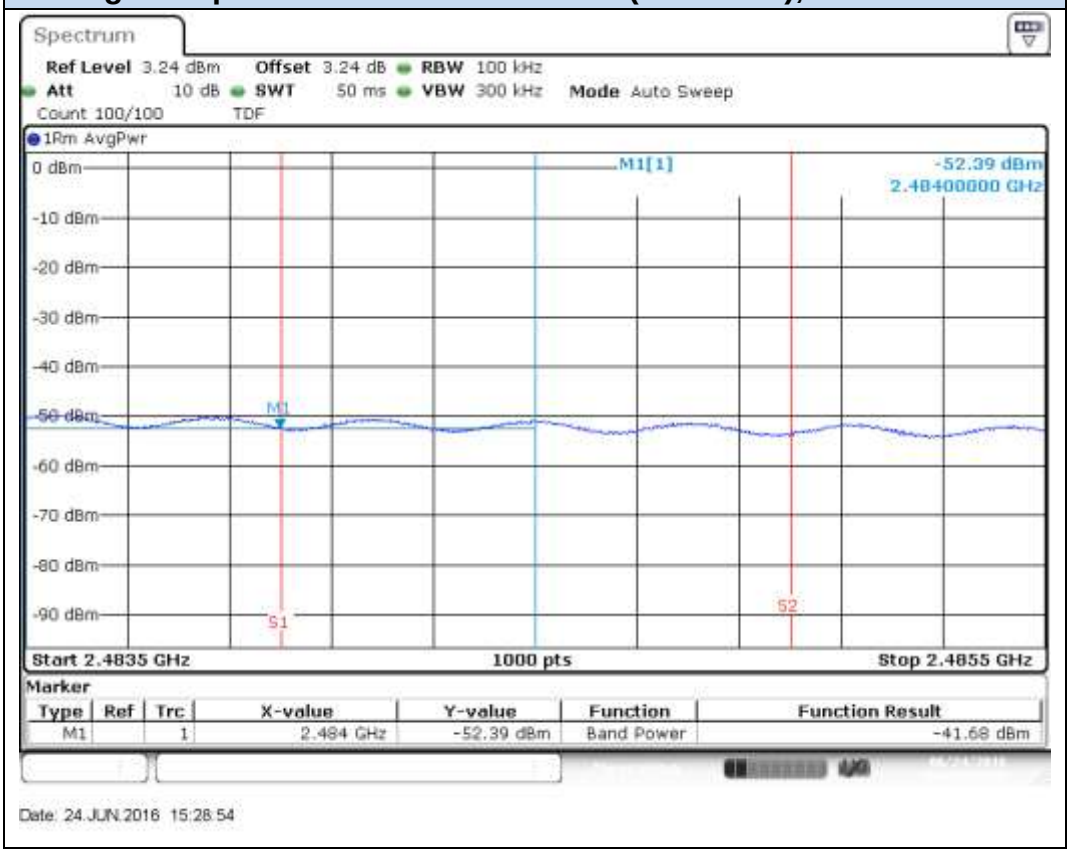

Printed copies are not controlled documents

BE High Freq Section (restricted), Chain A – CH12

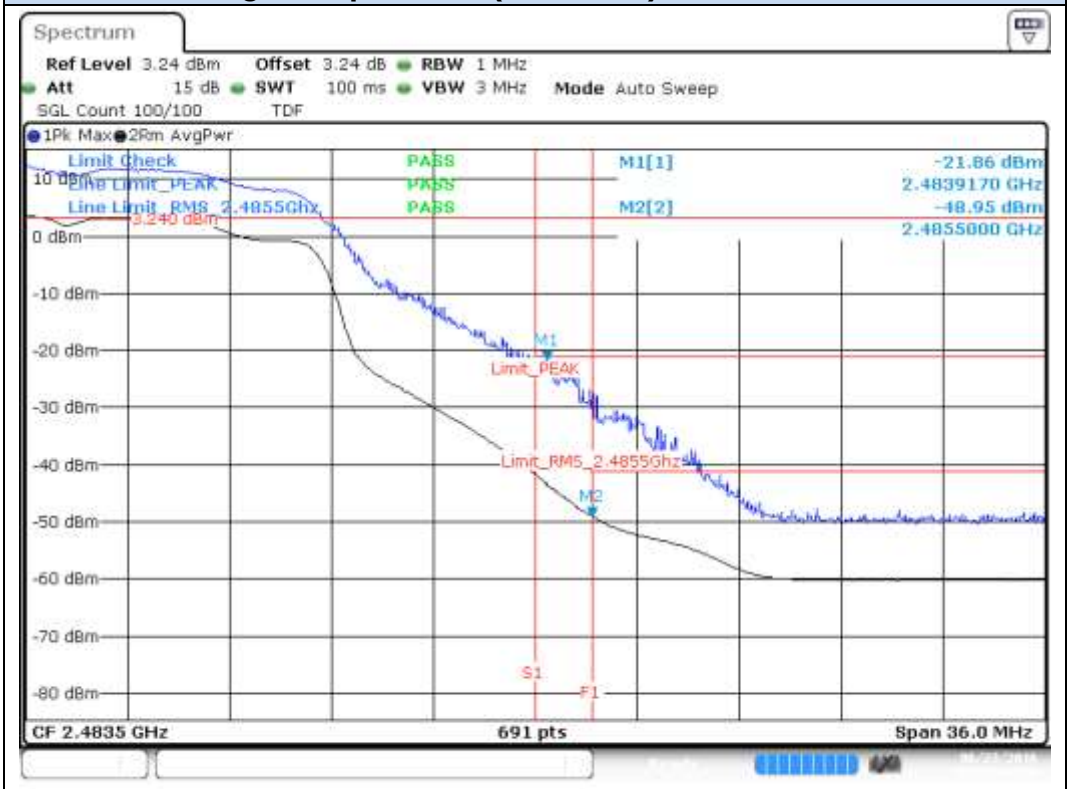

Date: 23.JUN.2016 17:01:34

BE High Freq Section RMS within 2MHz(restricted), Chain A – CH12

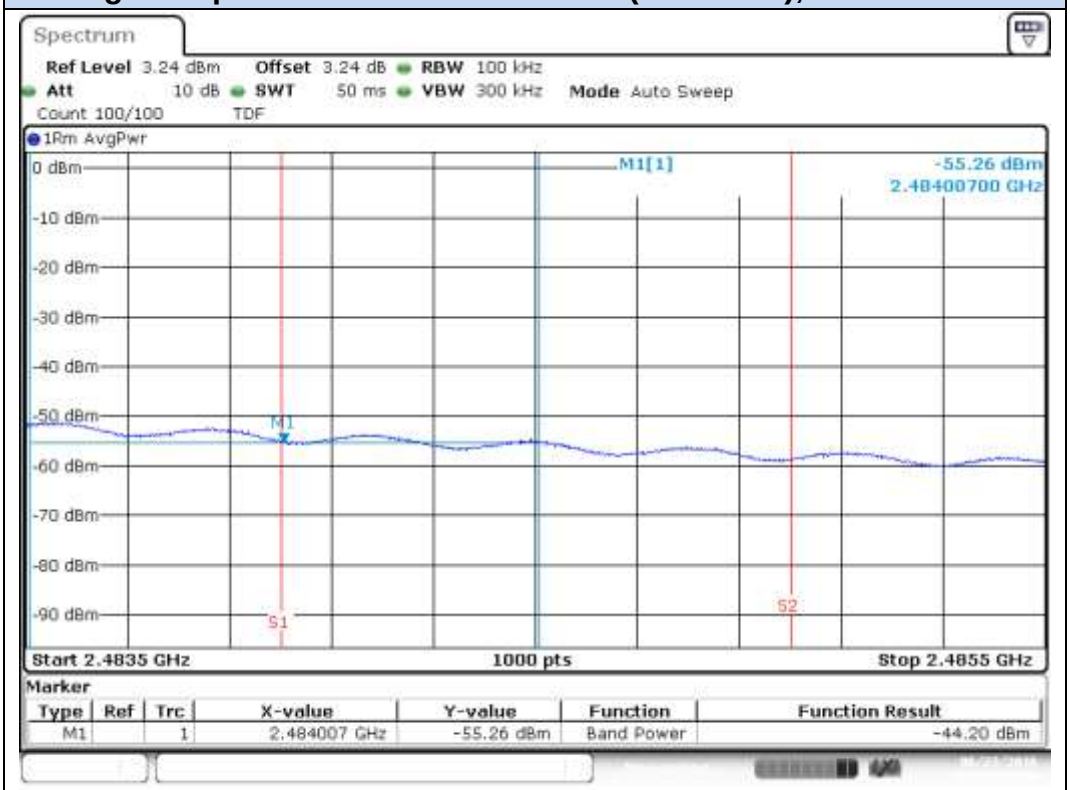

Date: 23.JUN.2016 17:03:54

Printed copies are not controlled documents

BE High Freq Section (restricted), Chain A – CH13

BE High Freq Section RMS within 2MHz (restricted), Chain A – CH13

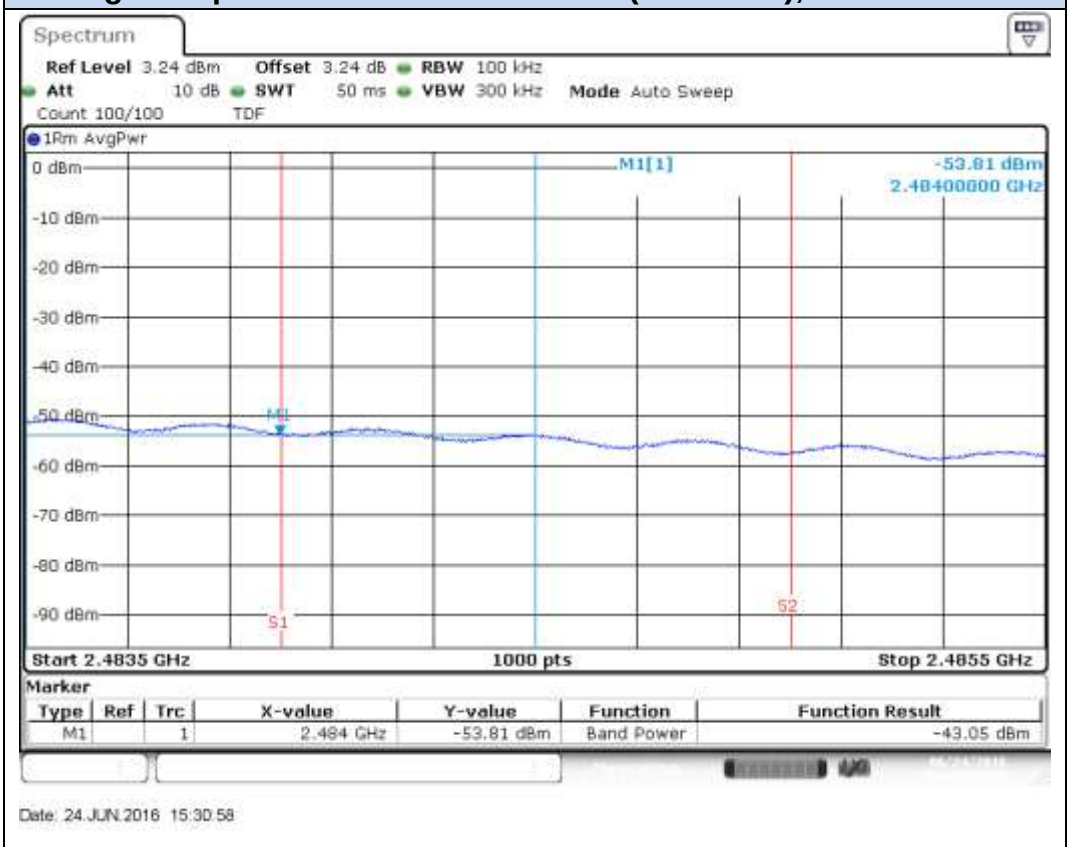

Printed copies are not controlled documents

BE Low Freq Section, Chain B - CH1

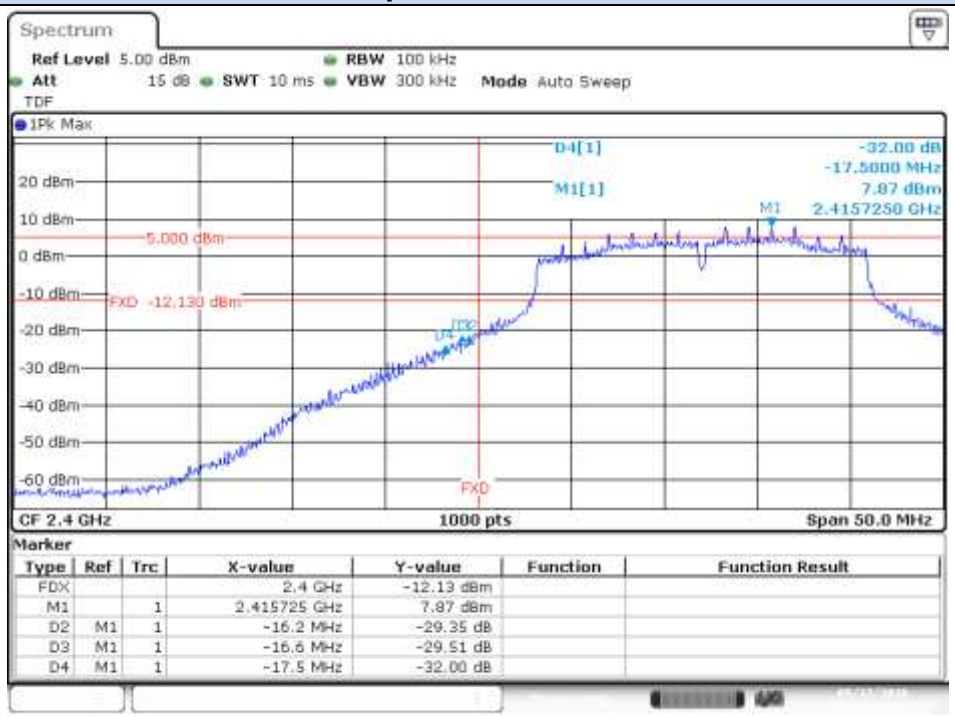

BE Low Freq Section (restricted), Chain B - CH1

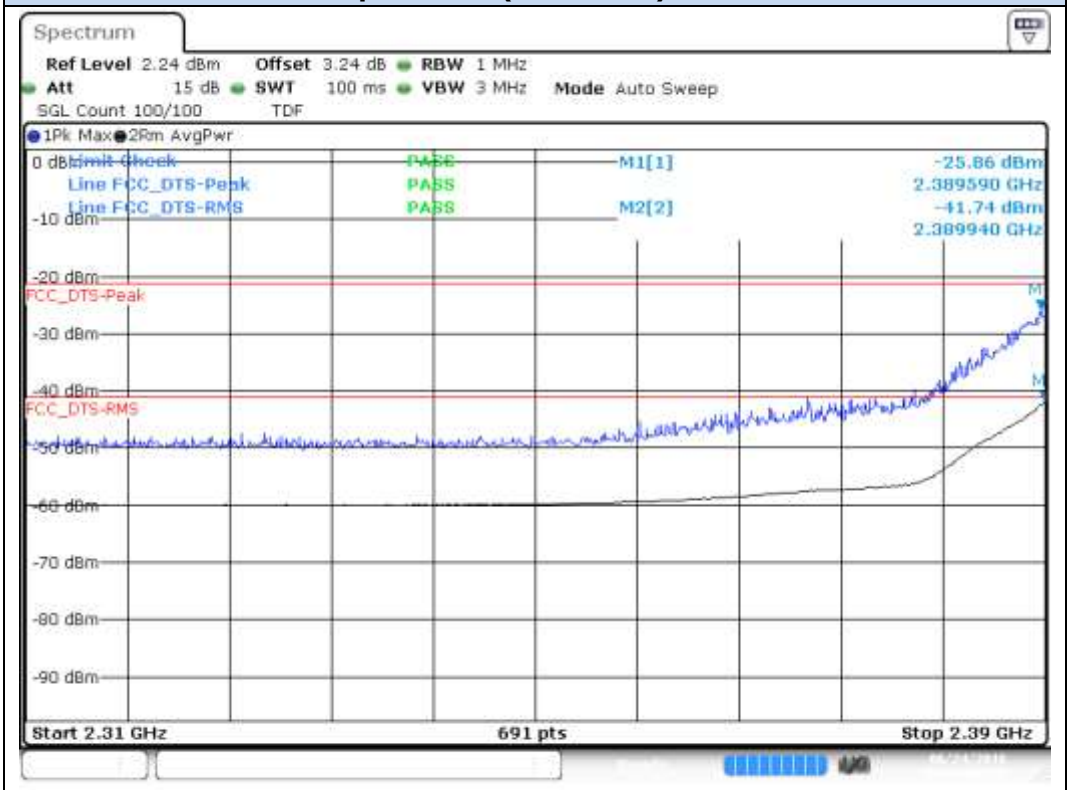

Printed copies are not controlled documents

BE High Freq Section (restricted), Chain B– CH11

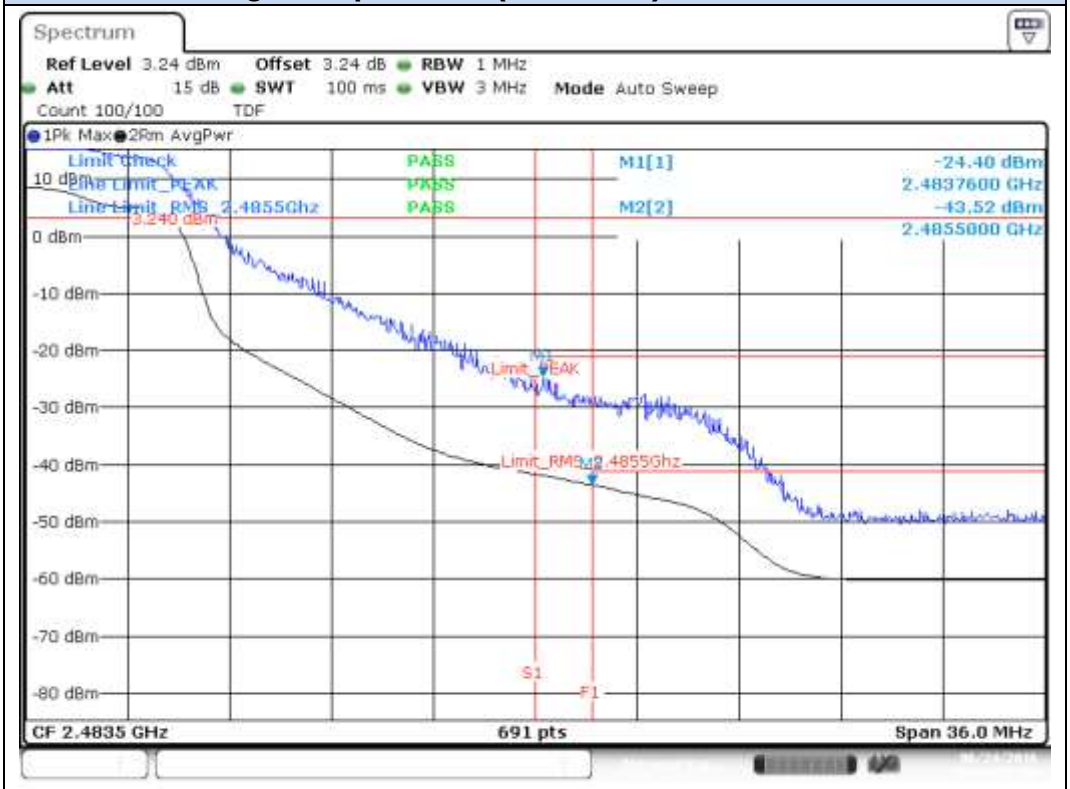

BE High Freq Section RMS within 2MHz (restricted), Chain B – CH11

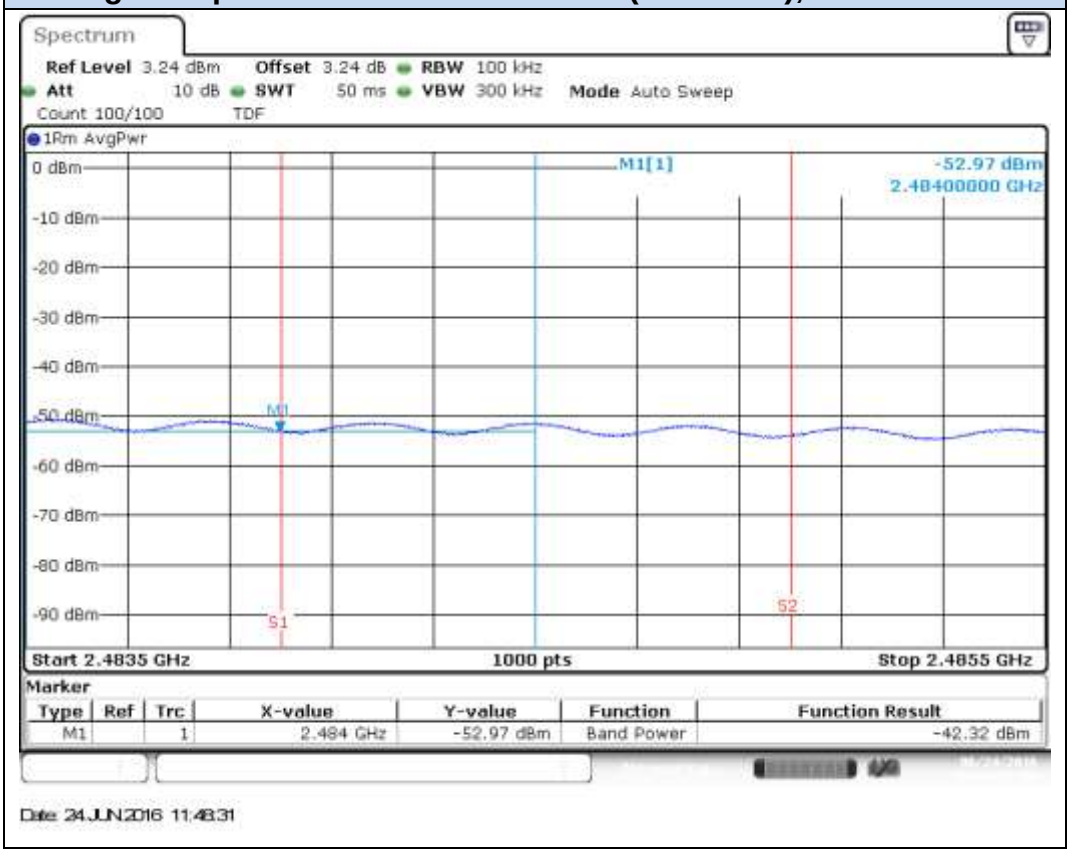

Printed copies are not controlled documents

BE High Freq Section (restricted), Chain B – CH12

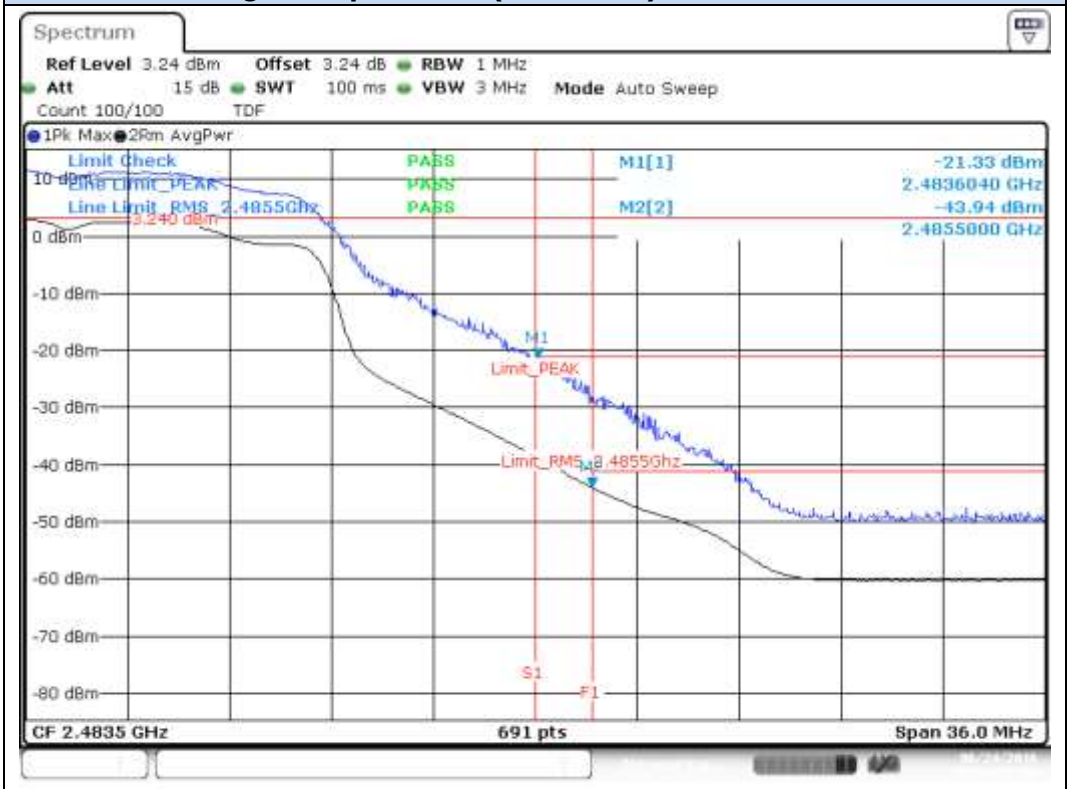

BE High Freq Section RMS within 2MHz (restricted), Chain B – CH12

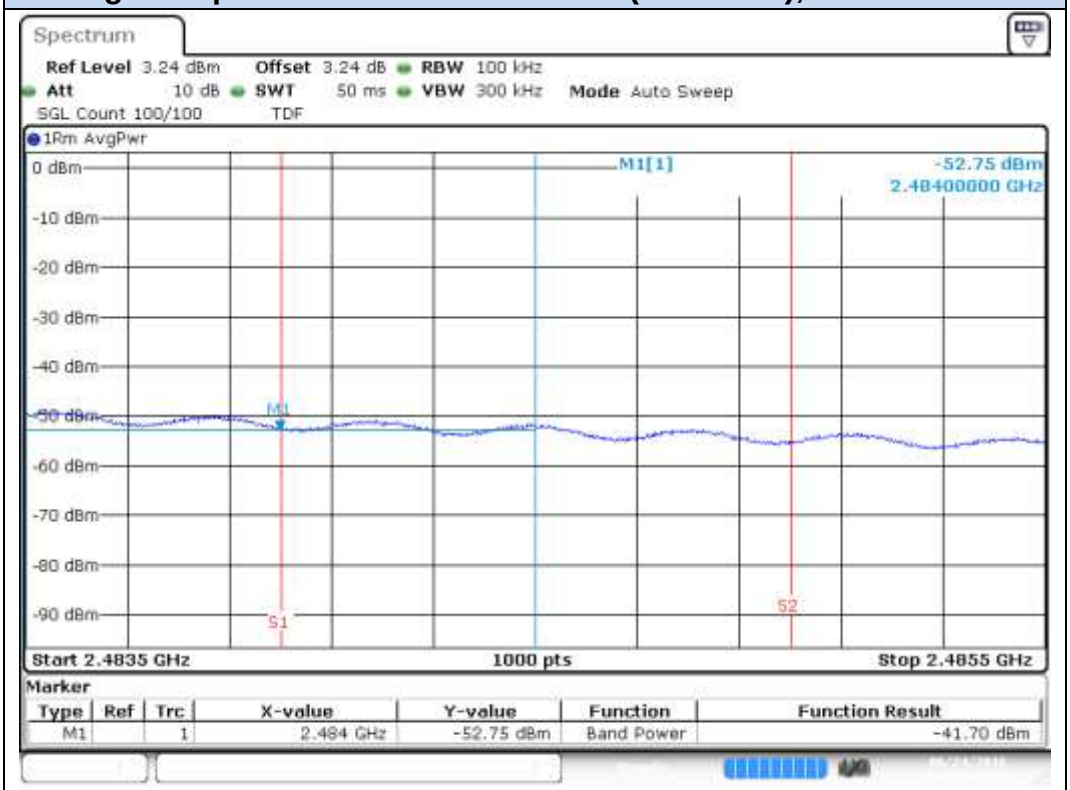

Printed copies are not controlled documents

BE High Freq Section (restricted), Chain B – CH13

BE High Freq Section RMS within 2MHz (restricted), Chain B – CH13

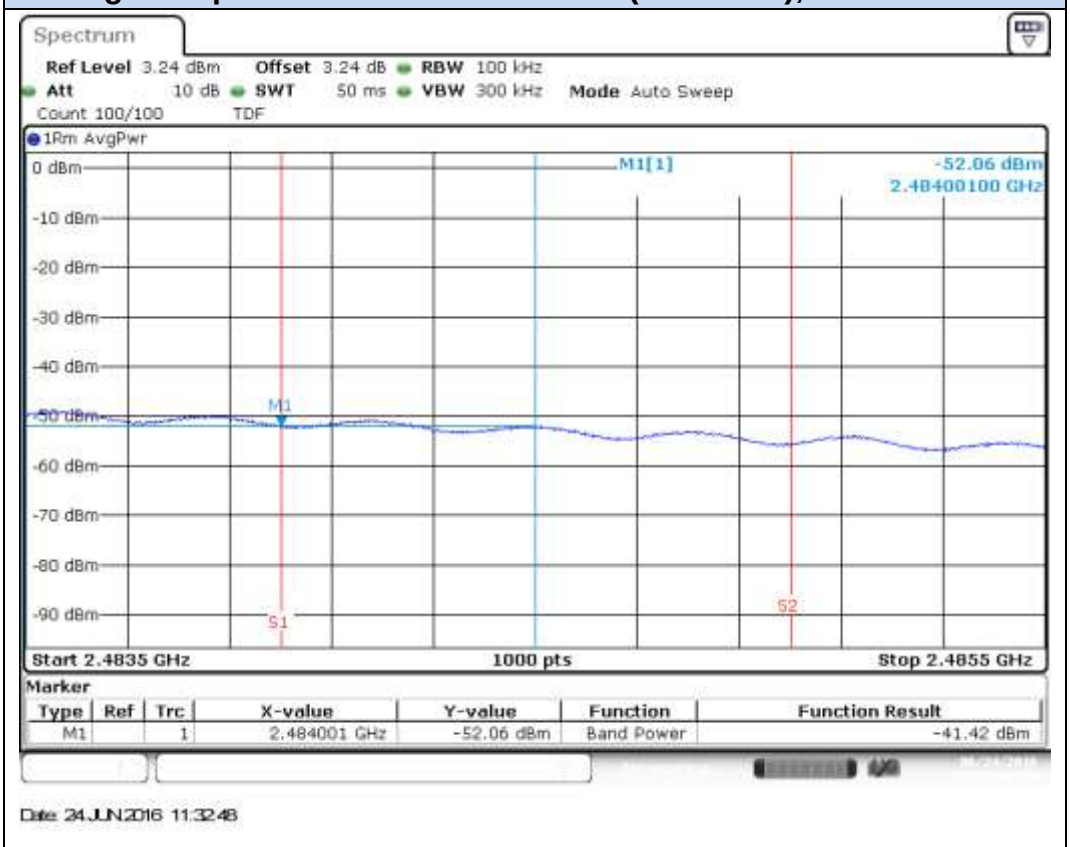

Printed copies are not controlled documents

802.11n20 (MIMO), HT8

BE Low Freq Section, Chain A - CH1

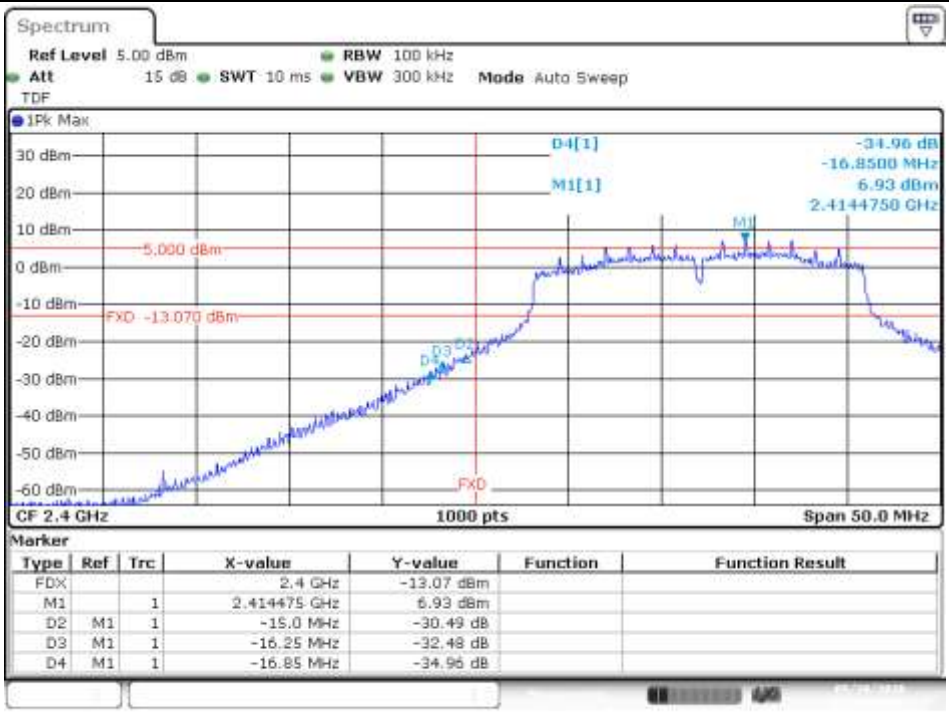

Date: 20.MAY.2016 17:14:21

BE Low Freq Section (restricted), Chain A - CH1

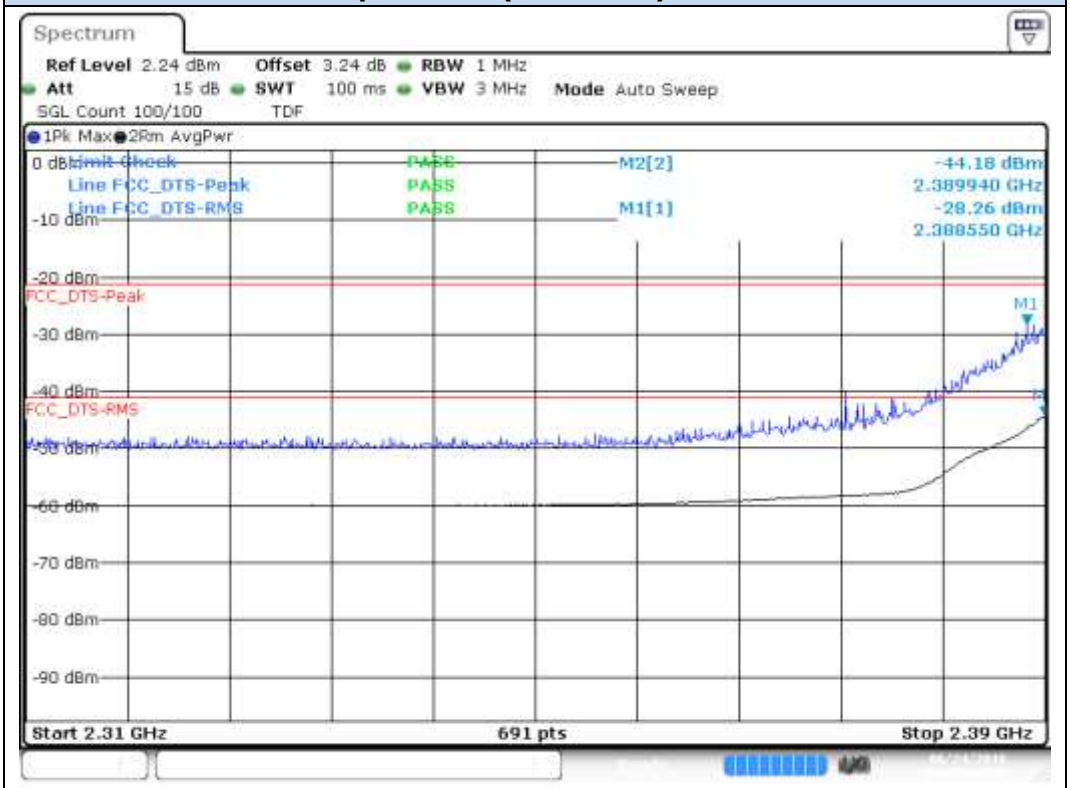

Date: 24.JUN.2016 18:22:39

Printed copies are not controlled documents

BE High Freq Section (restricted), Chain A – CH11

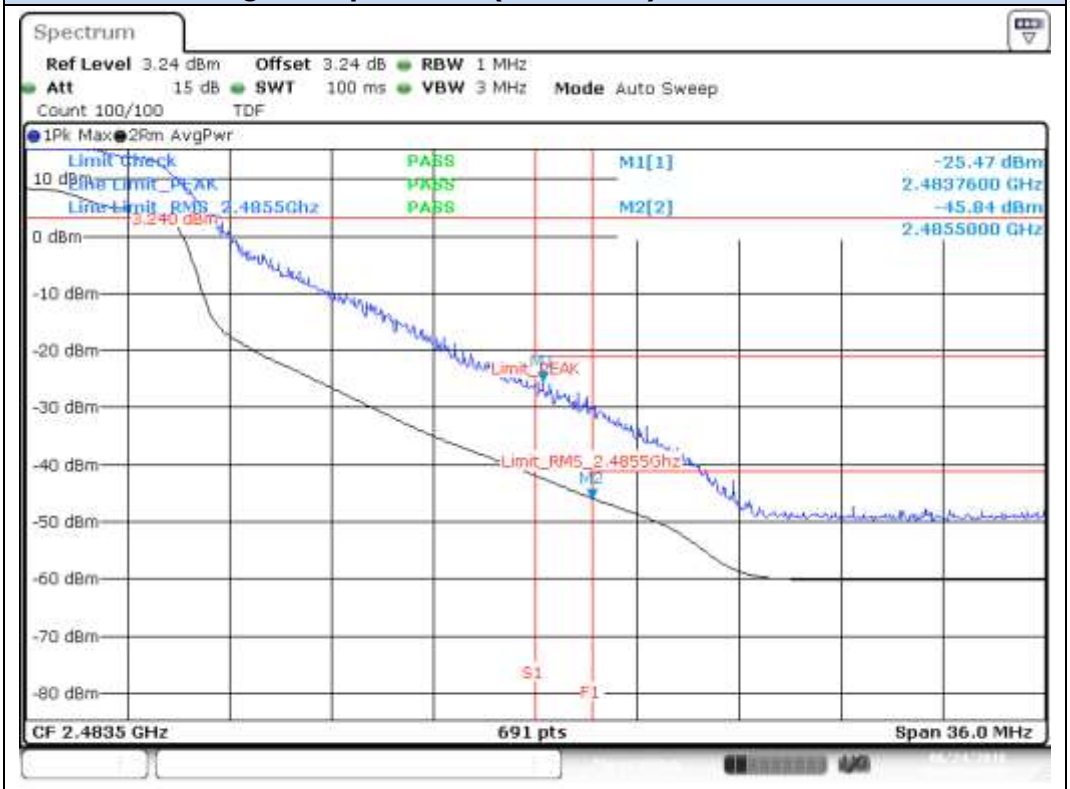

Date: 24.JUN.2016 15:49:44

BE High Freq Section RMS within 2MHz (restricted), Chain A – CH11

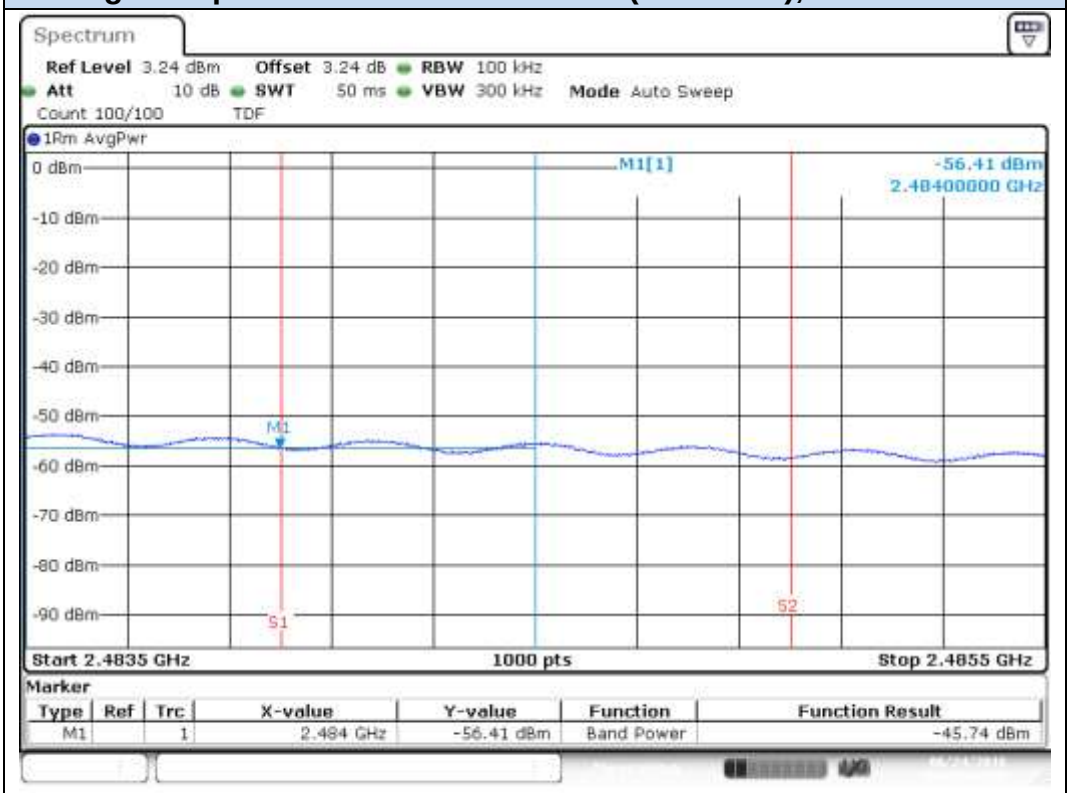

Date: 24.JUN.2016 16:18:10

Printed copies are not controlled documents

BE High Freq Section (restricted), Chain A – CH12

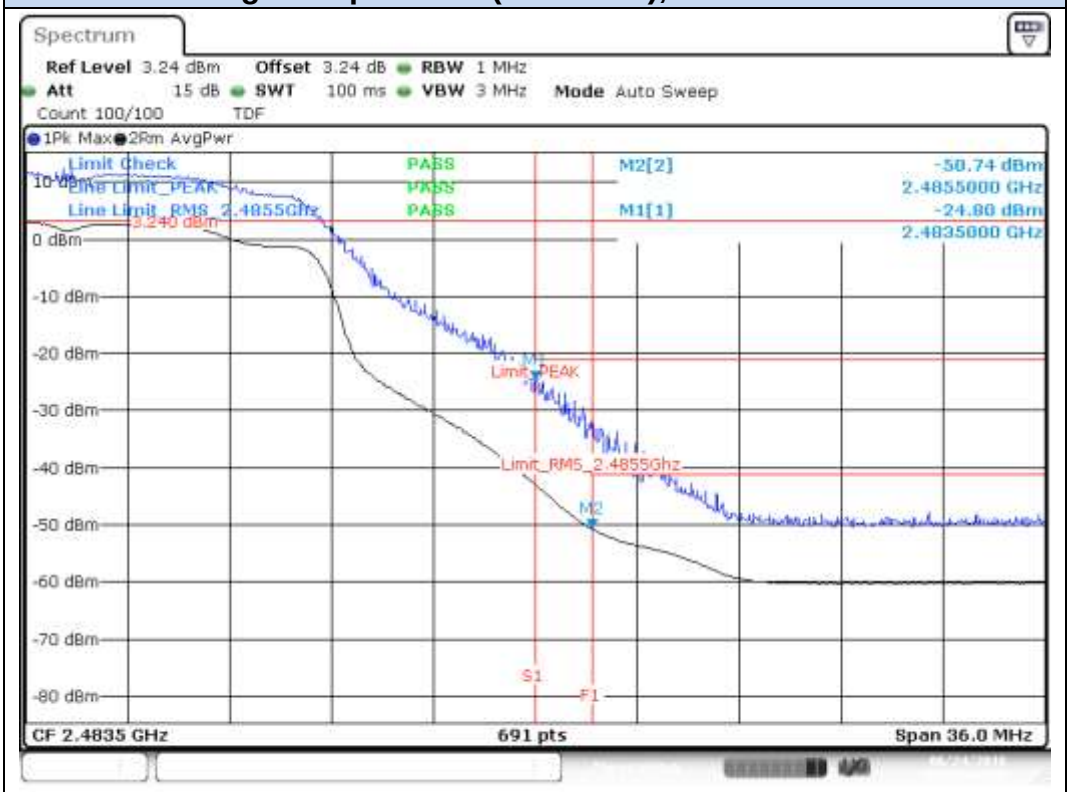

Date: 24.JUN.2016 17:41:44

BE High Freq Section RMS within 2MHz(restricted), Chain A – CH12

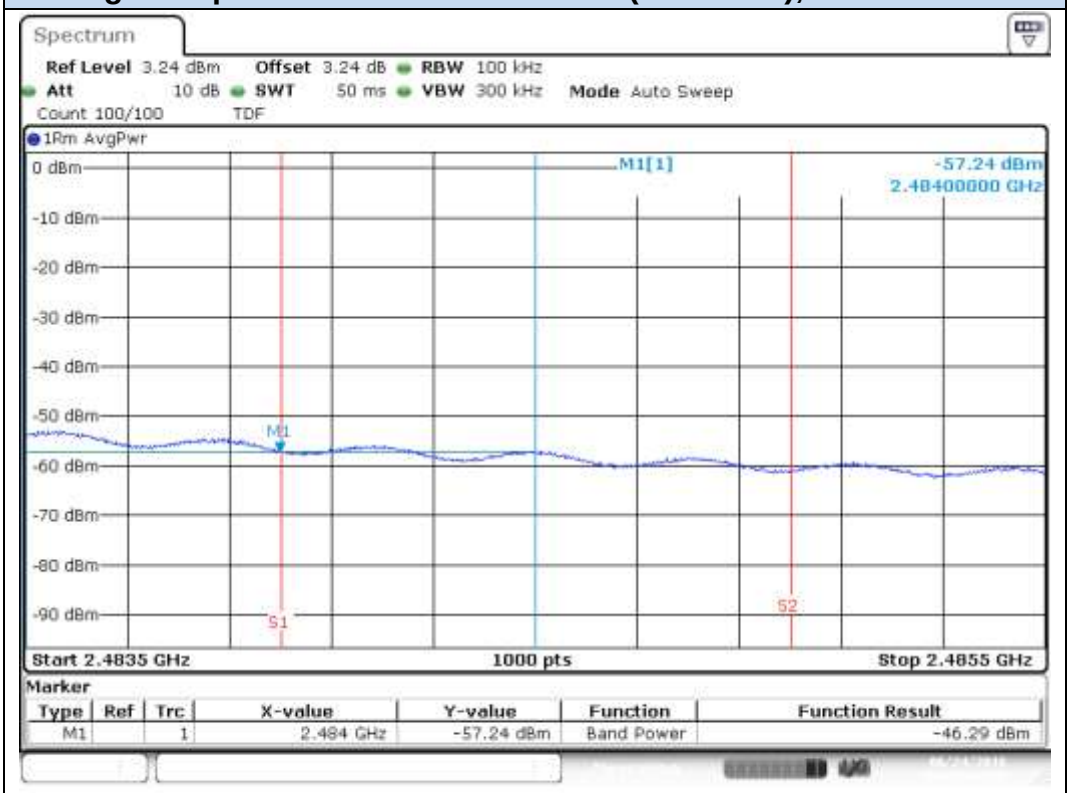

Date: 24.JUN.2016 16:30:26

Printed copies are not controlled documents

BE High Freq Section (restricted), Chain A – CH13

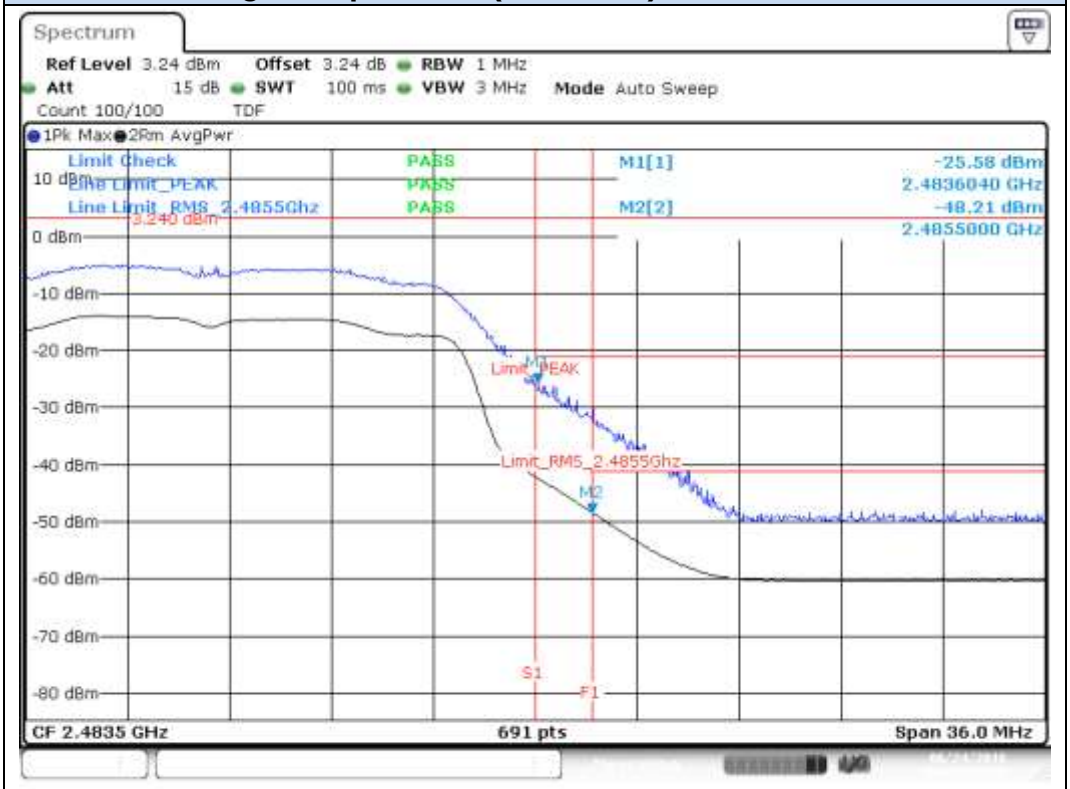

BE High Freq Section RMS within 2MHz (restricted), Chain A – CH13

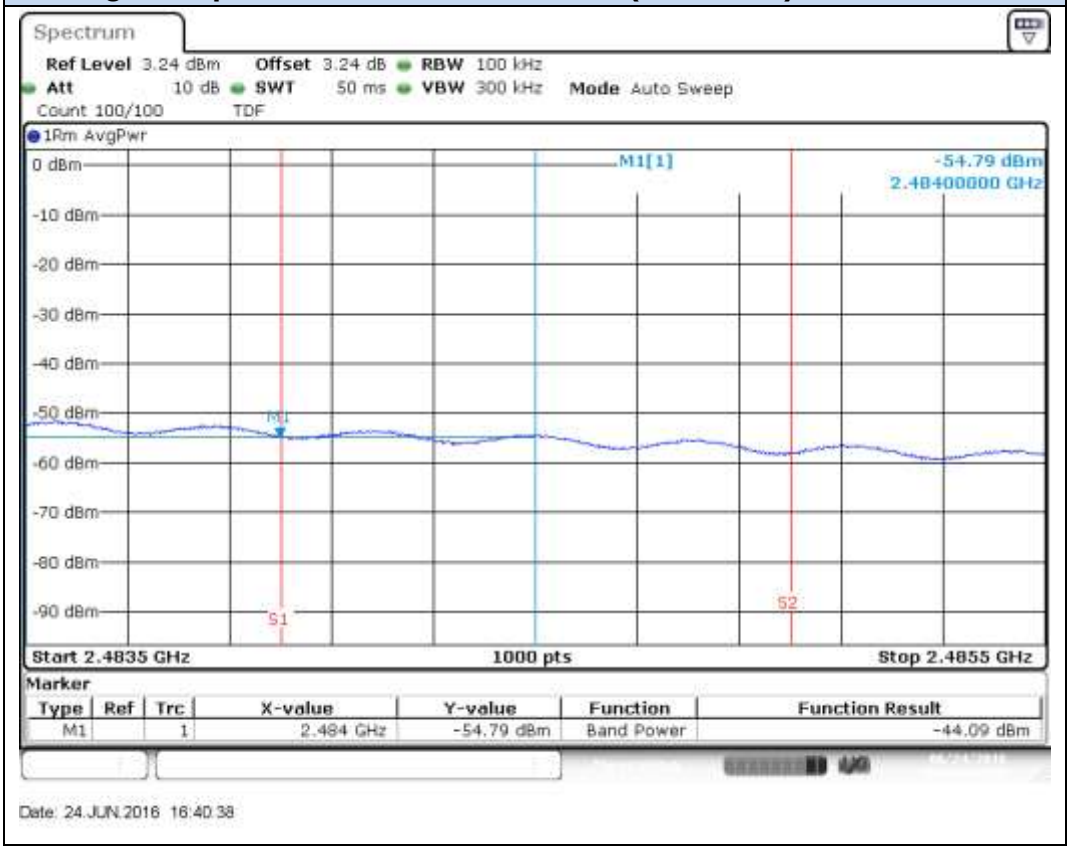

Printed copies are not controlled documents

BE Low Freq Section, Chain B - CH1

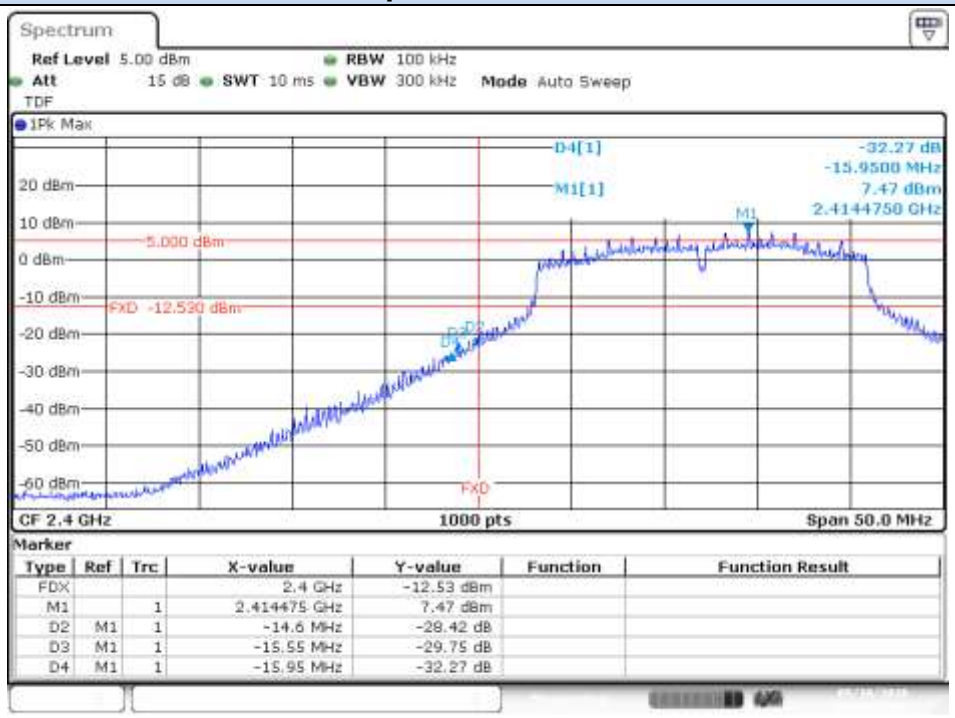

BE Low Freq Section (restricted), Chain B - CH1

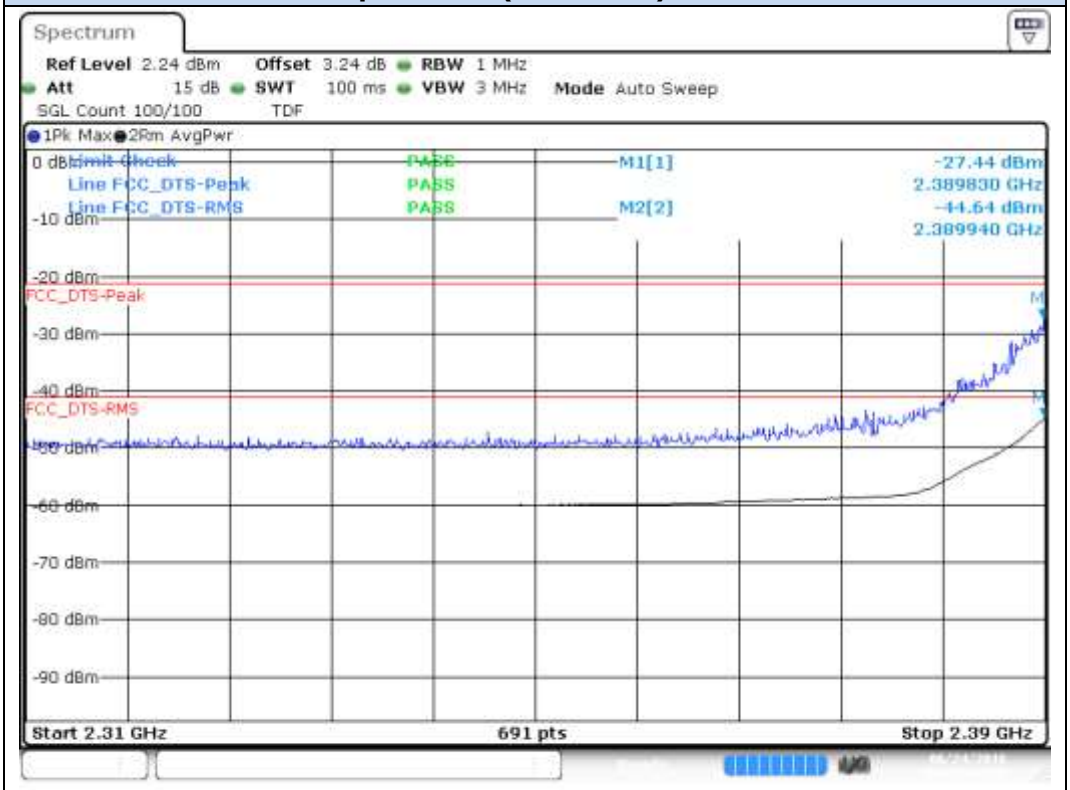

Printed copies are not controlled documents

BE High Freq Section (restricted), Chain B – CH11

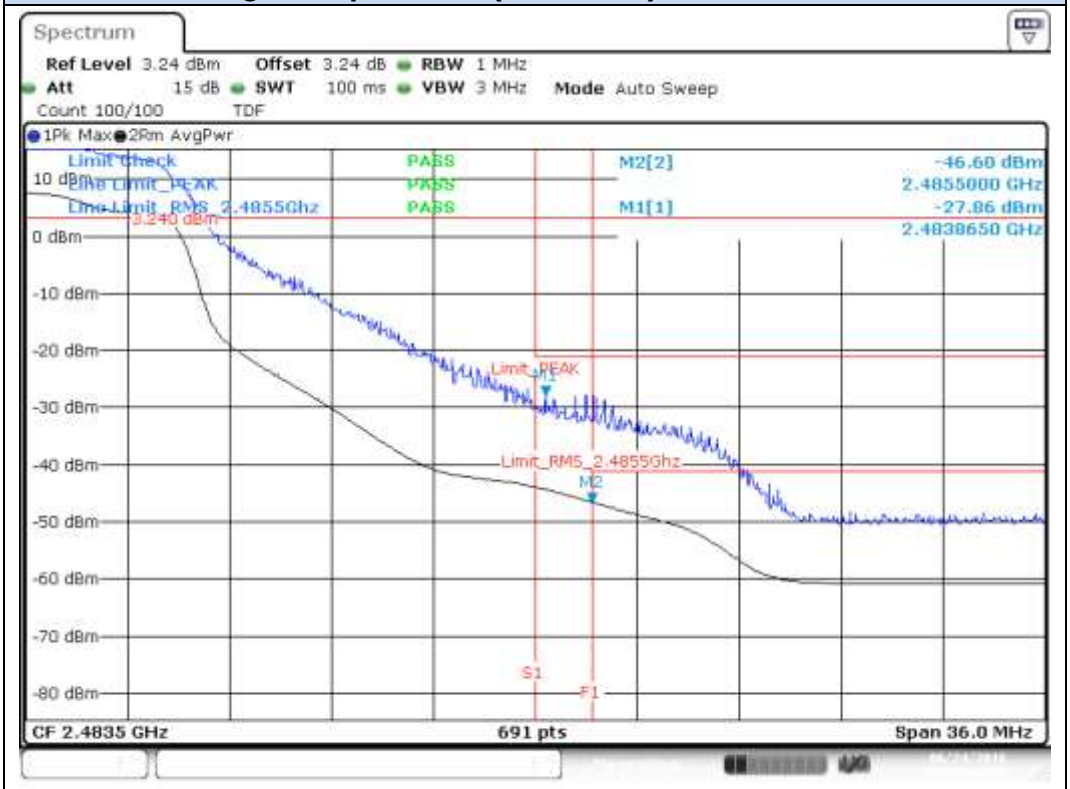

Date: 24.JUN.2016 17:26:27

BE High Freq Section RMS within 2MHz (restricted), Chain B – CH11

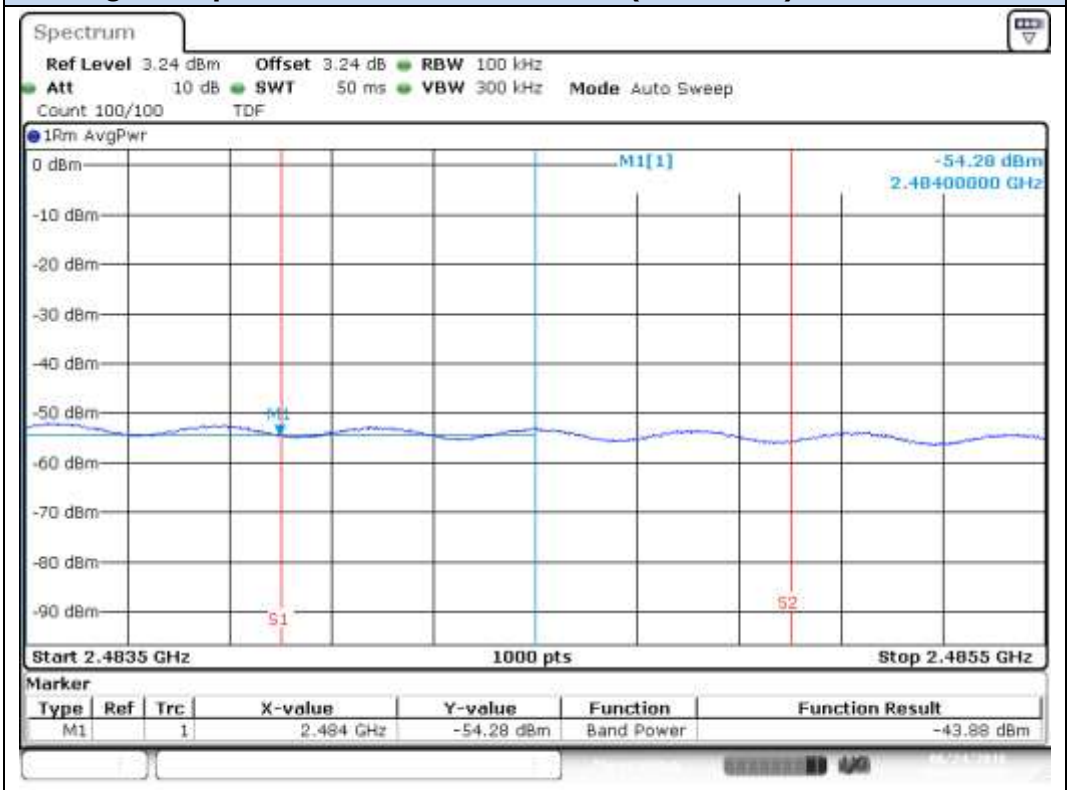

Date: 24.JUN.2016 16:16:21

Printed copies are not controlled documents

BE High Freq Section (restricted), Chain B – CH12

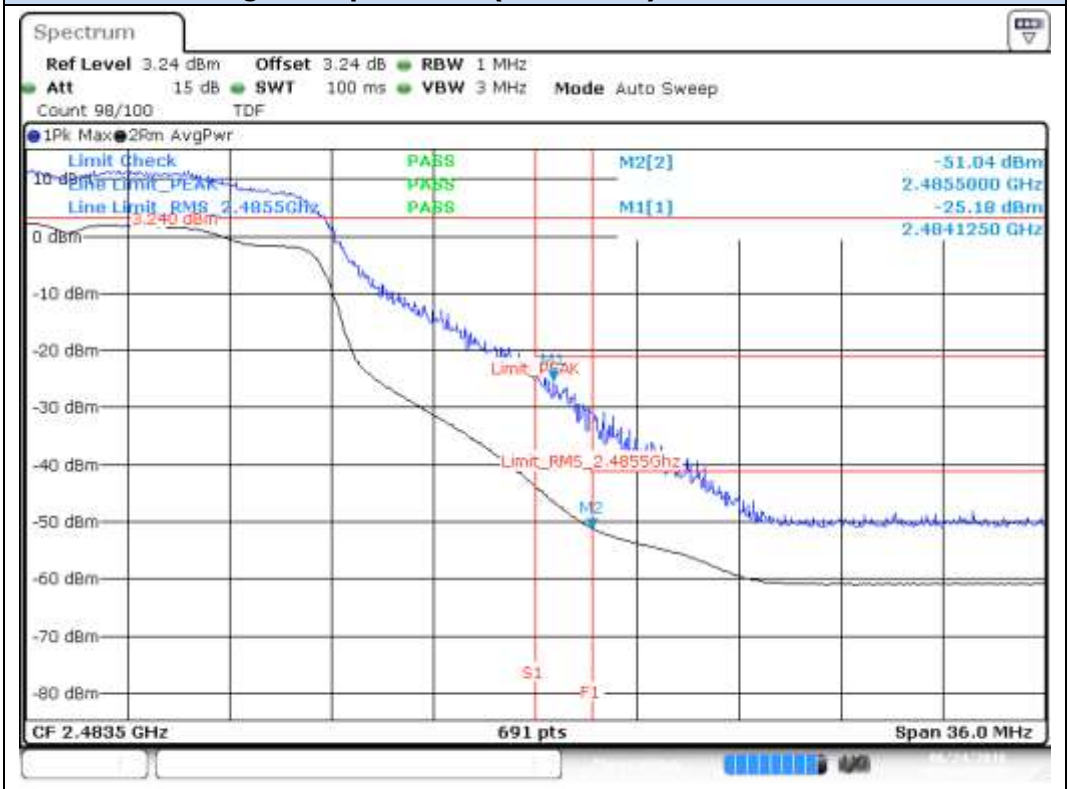

Date: 24.JUN.2016 17:44:14

BE High Freq Section RMS within 2MHz(restricted), Chain B – CH12

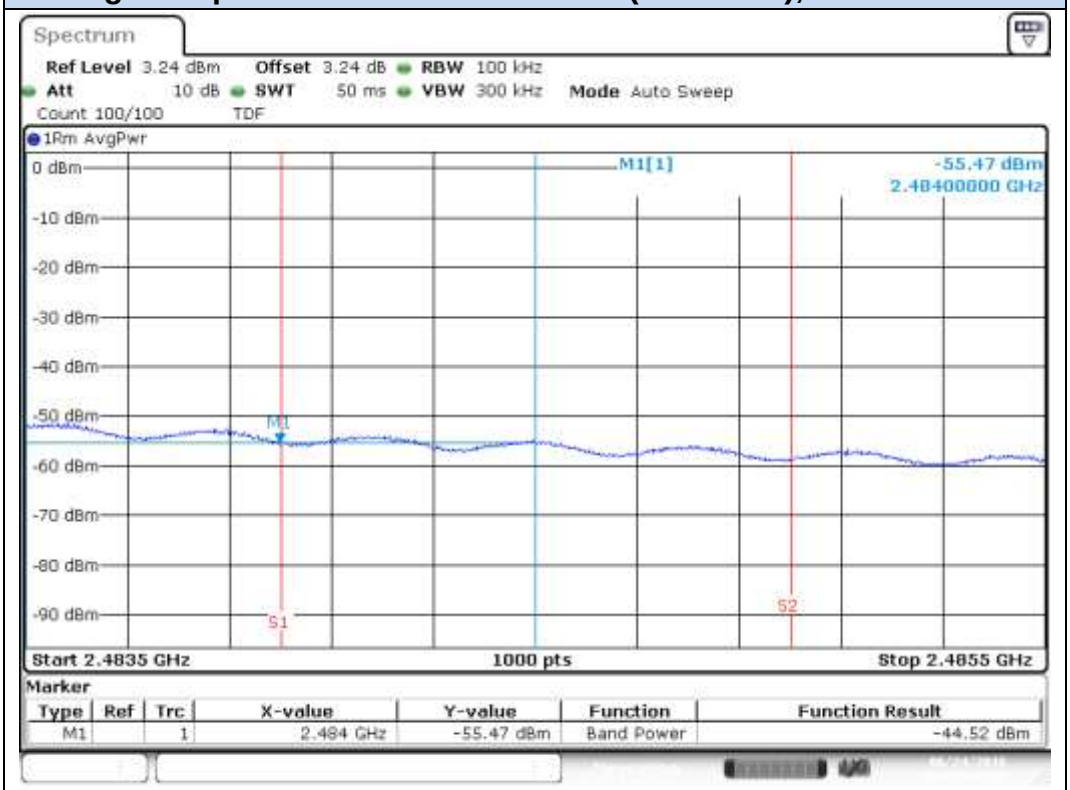

Date: 24.JUN.2016 16:30:12

Printed copies are not controlled documents

BE High Freq Section (restricted), Chain B – CH13

BE High Freq Section RMS within 2MHz (restricted), Chain B – CH13

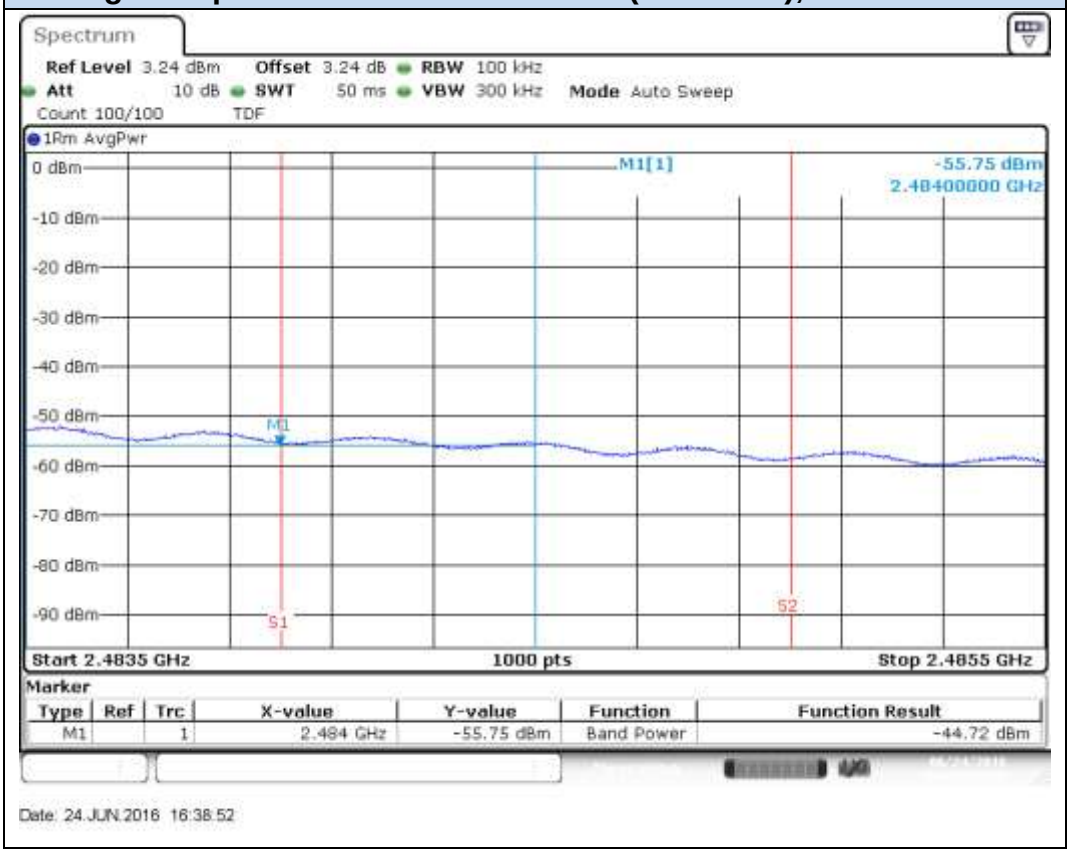

Printed copies are not controlled documents

802.11n40 (SISO), HT0

BE Low Freq Section, Chain A – CH3F

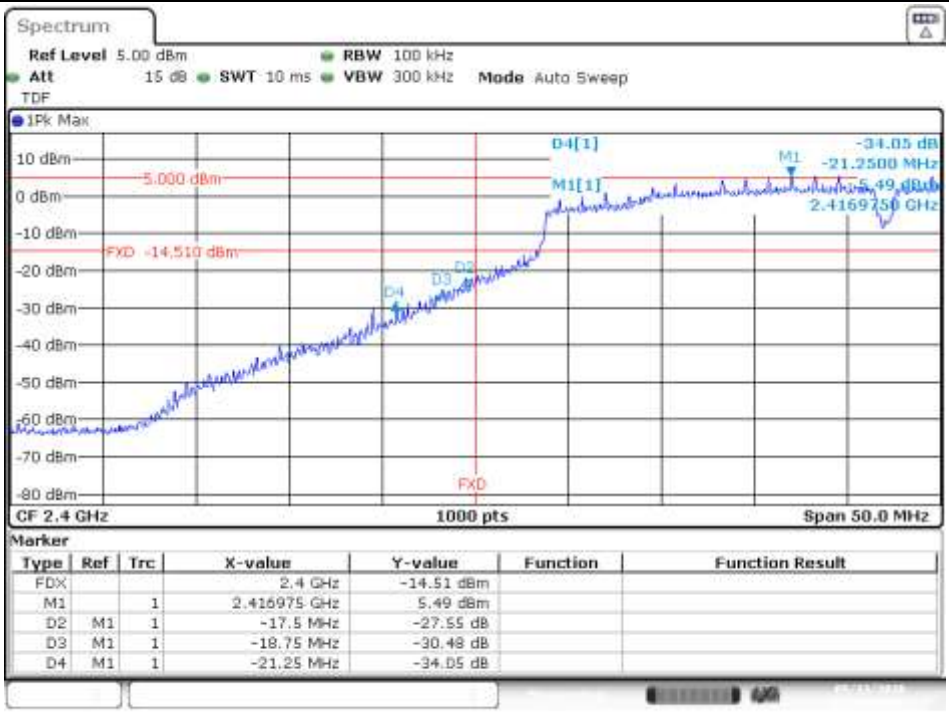

BE Low Freq Section (restricted), Chain A – CH3F

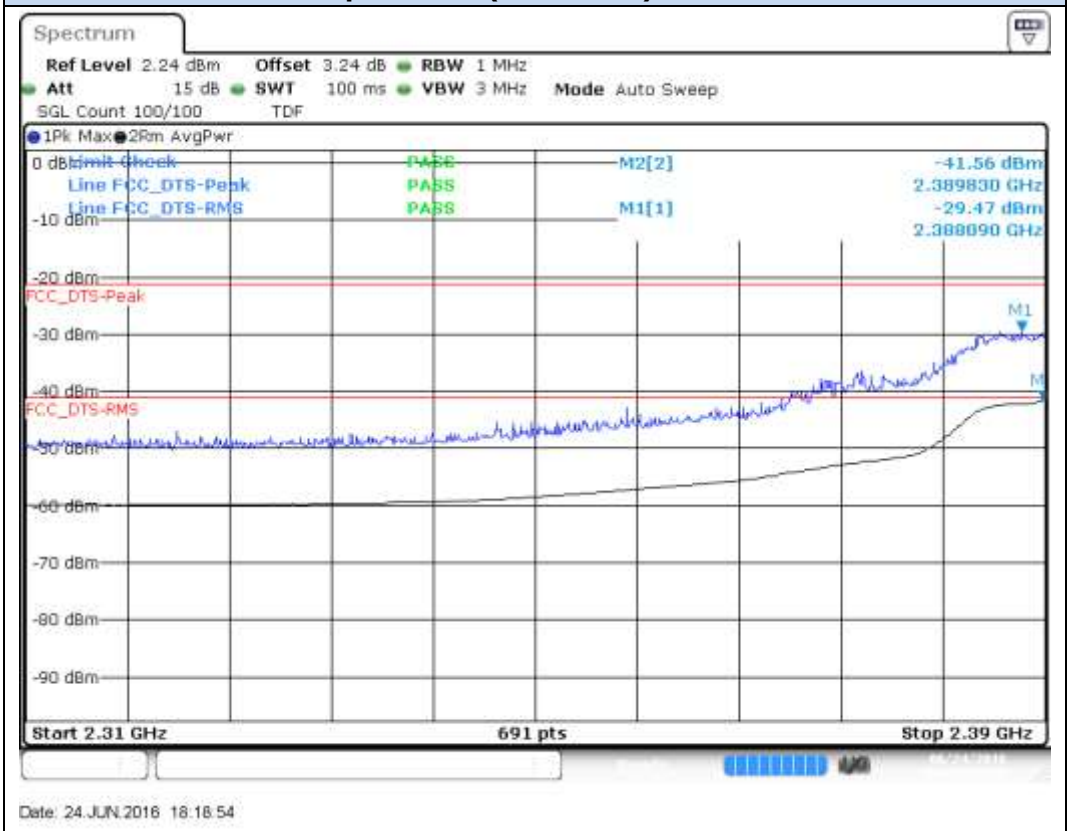

Printed copies are not controlled documents

BE High Freq Section (restricted), Chain A – CH9F

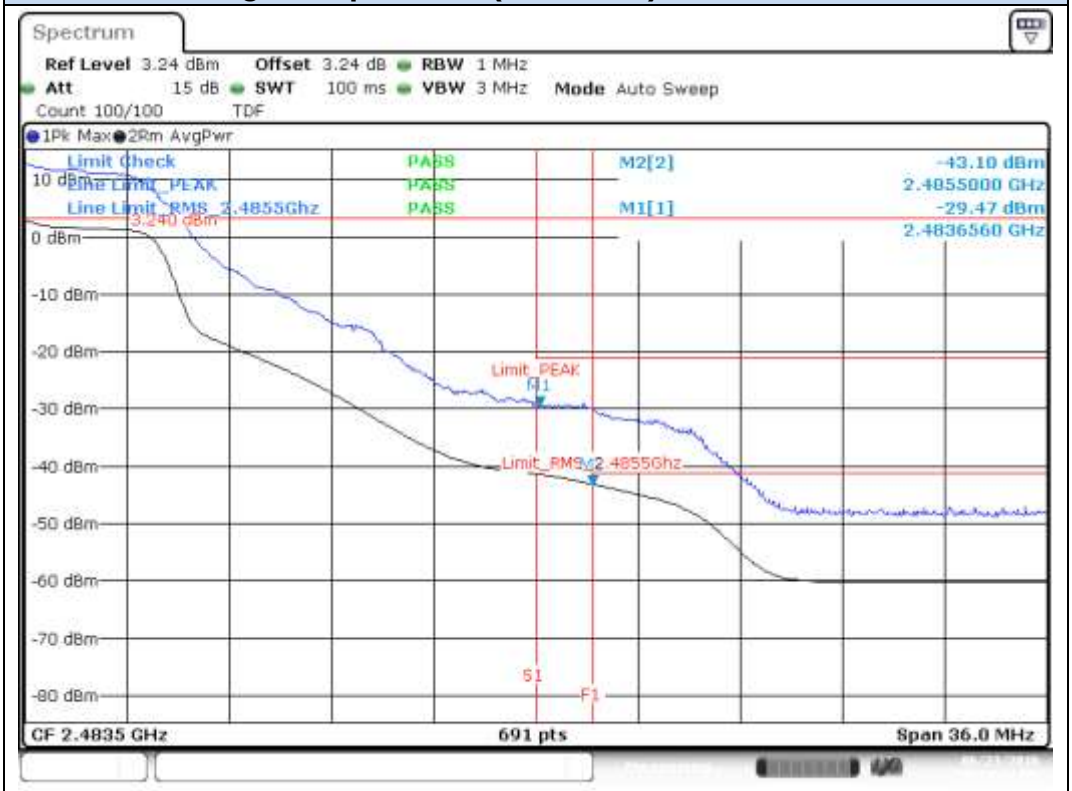

BE High Freq Section RMS within 2MHz (restricted), Chain A – CH9F

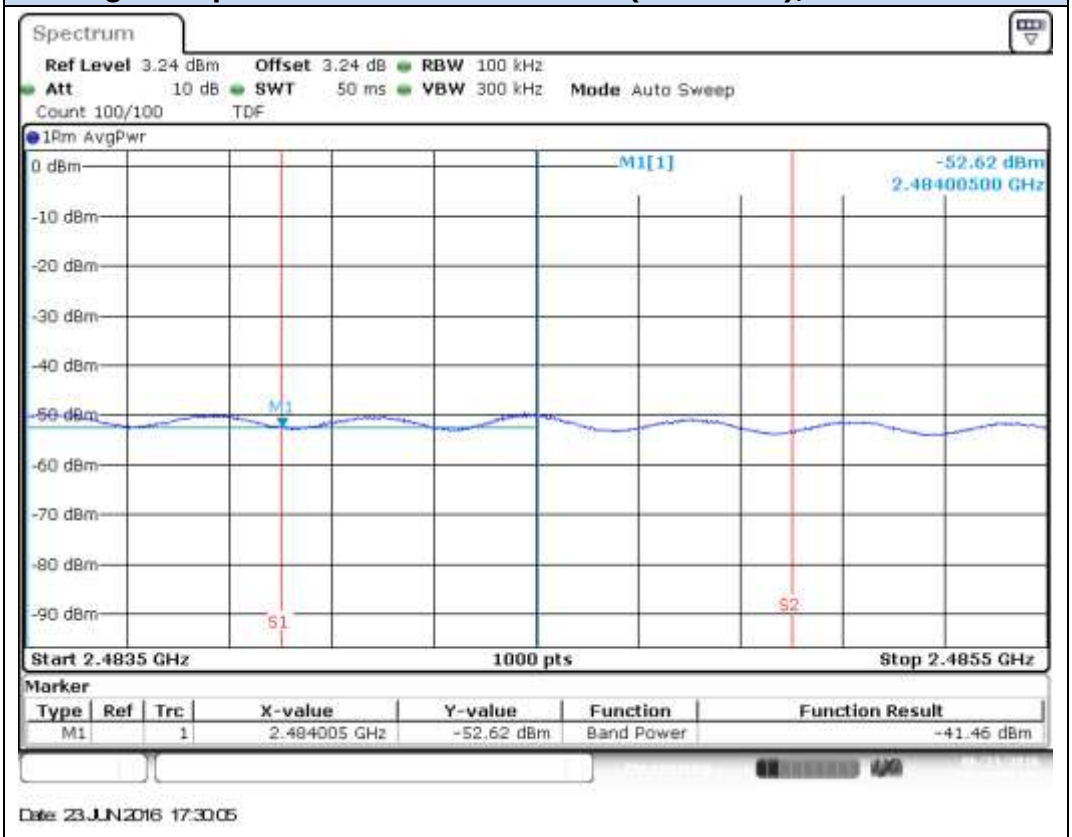

Printed copies are not controlled documents

BE High Freq Section (restricted), Chain A – CH10F

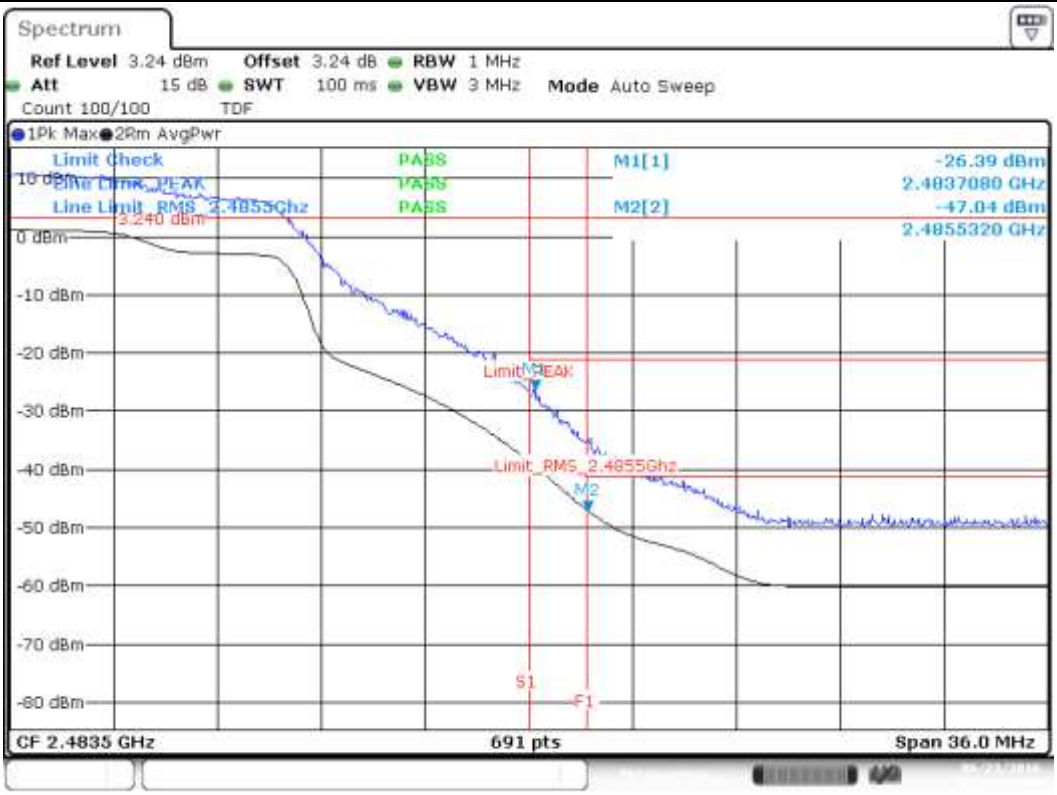

Date: 23.JUN.2016 17:32:14

BE High Freq Section RMS within 2MHz(restricted), Chain A – CH10F

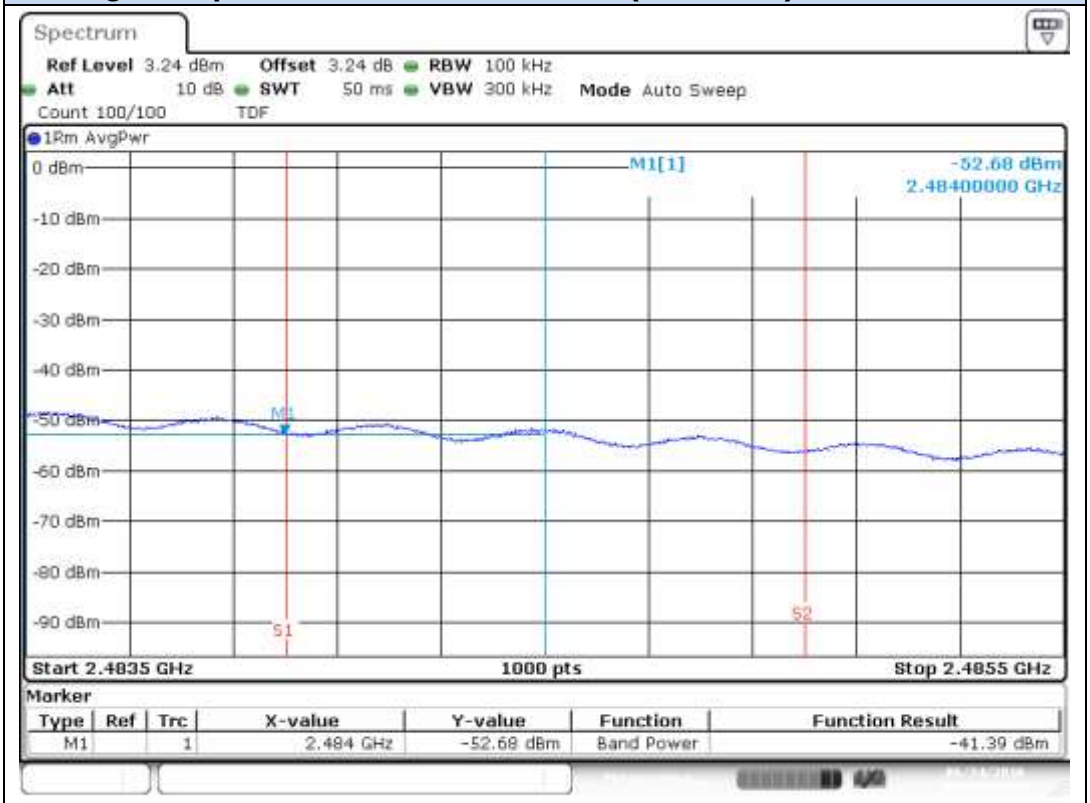

Date: 24.JUN.2016 17:20:38

Printed copies are not controlled documents

BE High Freq Section (restricted), Chain A – CH11F

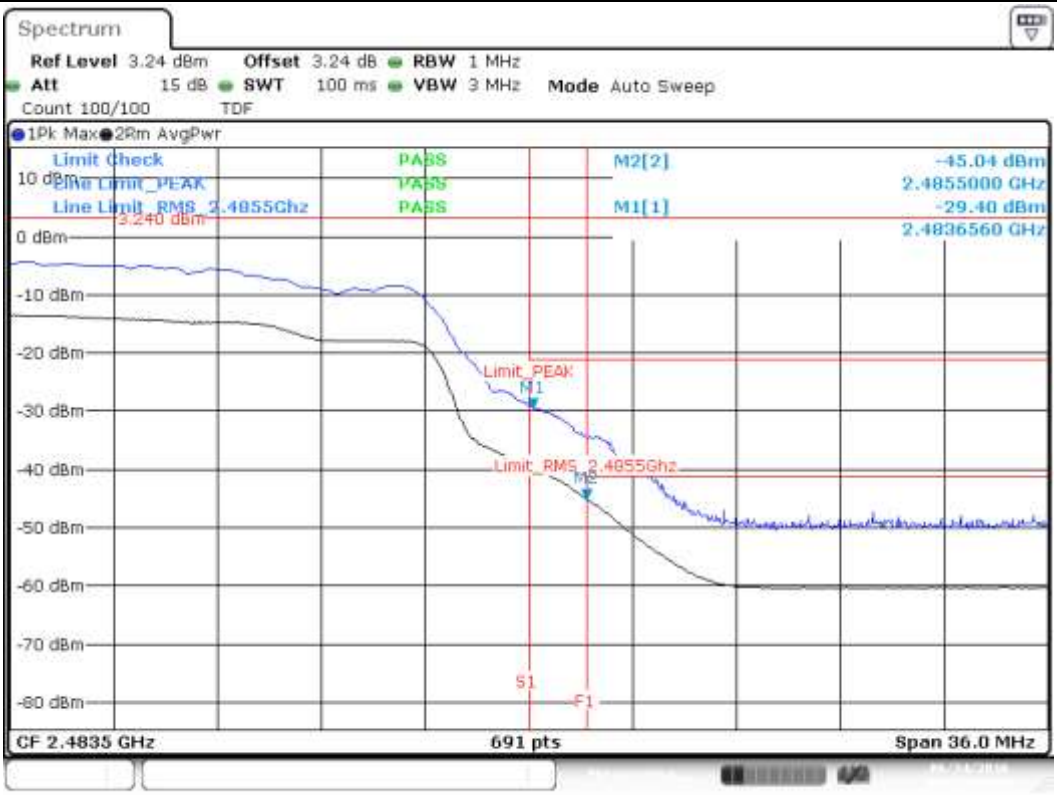

Date: 24.JUN.2016 17:23:38

BE High Freq Section RMS within 2MHz (restricted), Chain A – CH11F

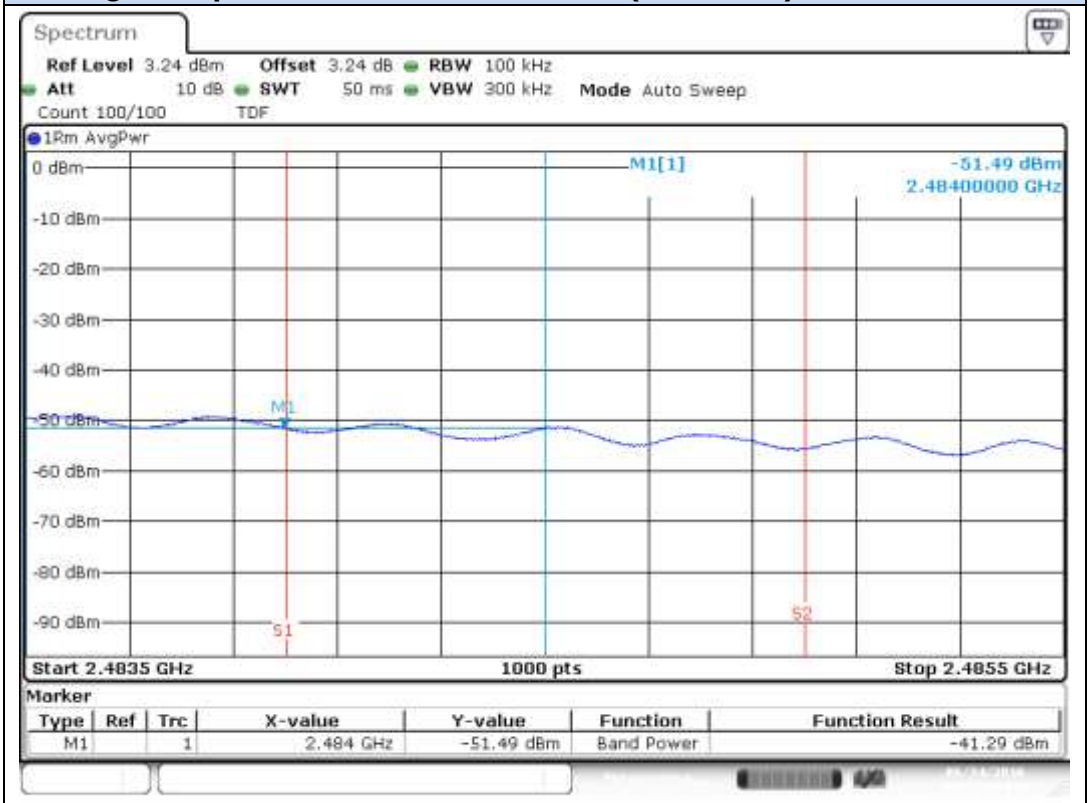

Date: 24.JUN.2016 17:22:35

Printed copies are not controlled documents

BE Low Freq Section, Chain B – CH3F

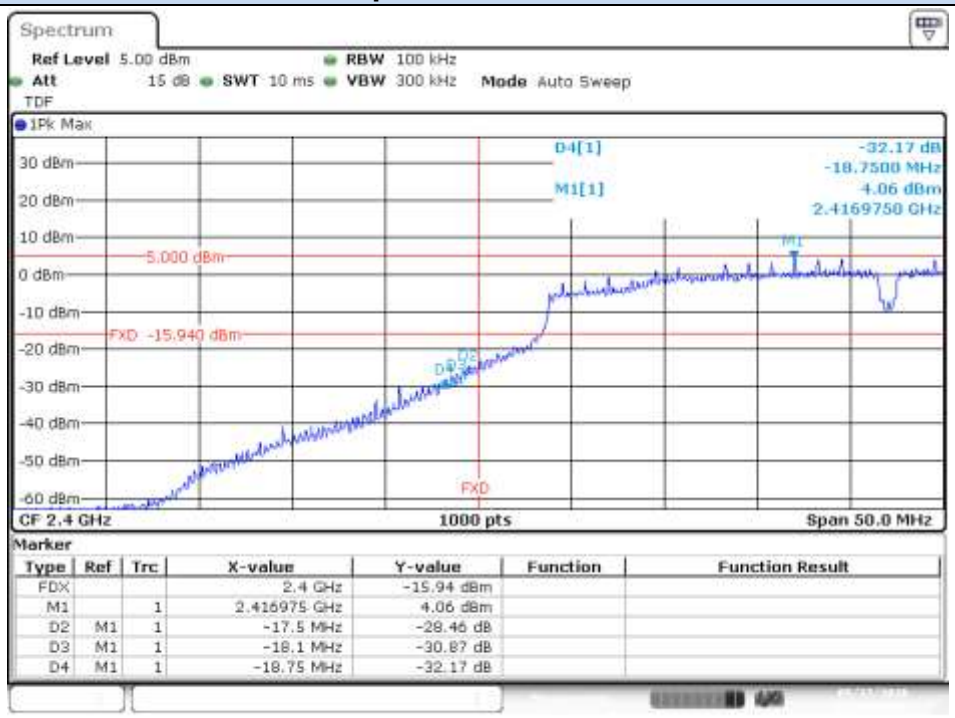

BE Low Freq Section (restricted), Chain B – CH3F

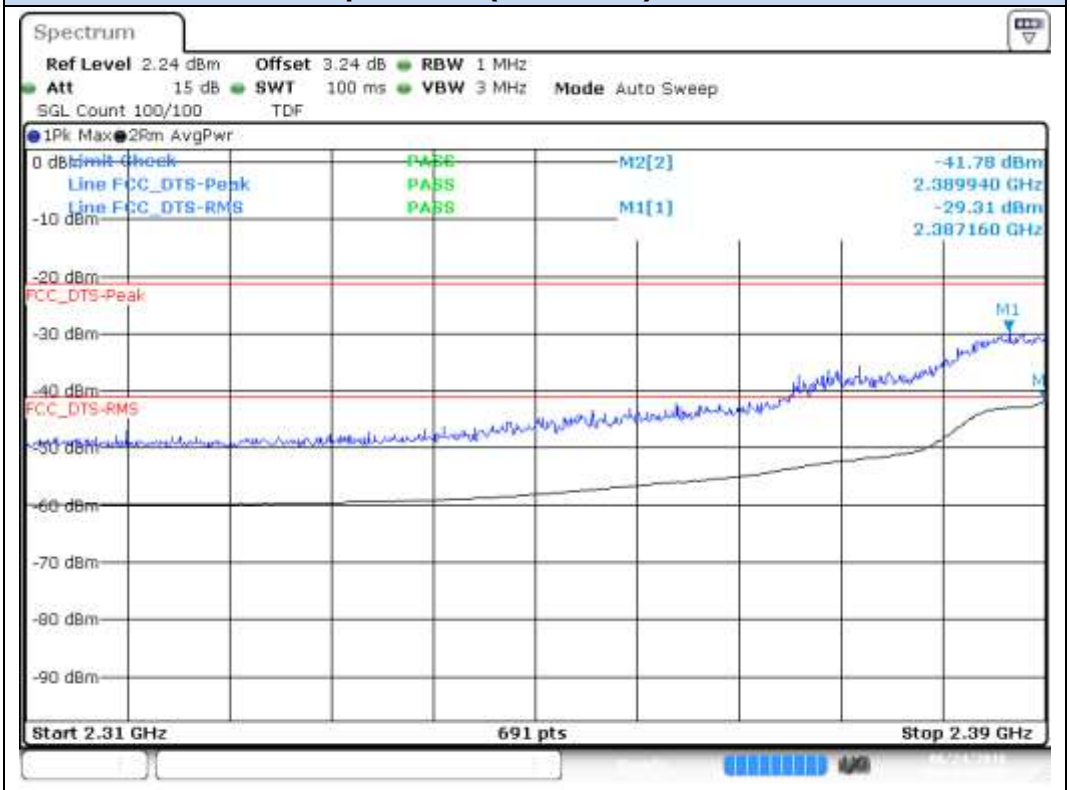

Printed copies are not controlled documents

BE High Freq Section (restricted), Chain B – CH9F

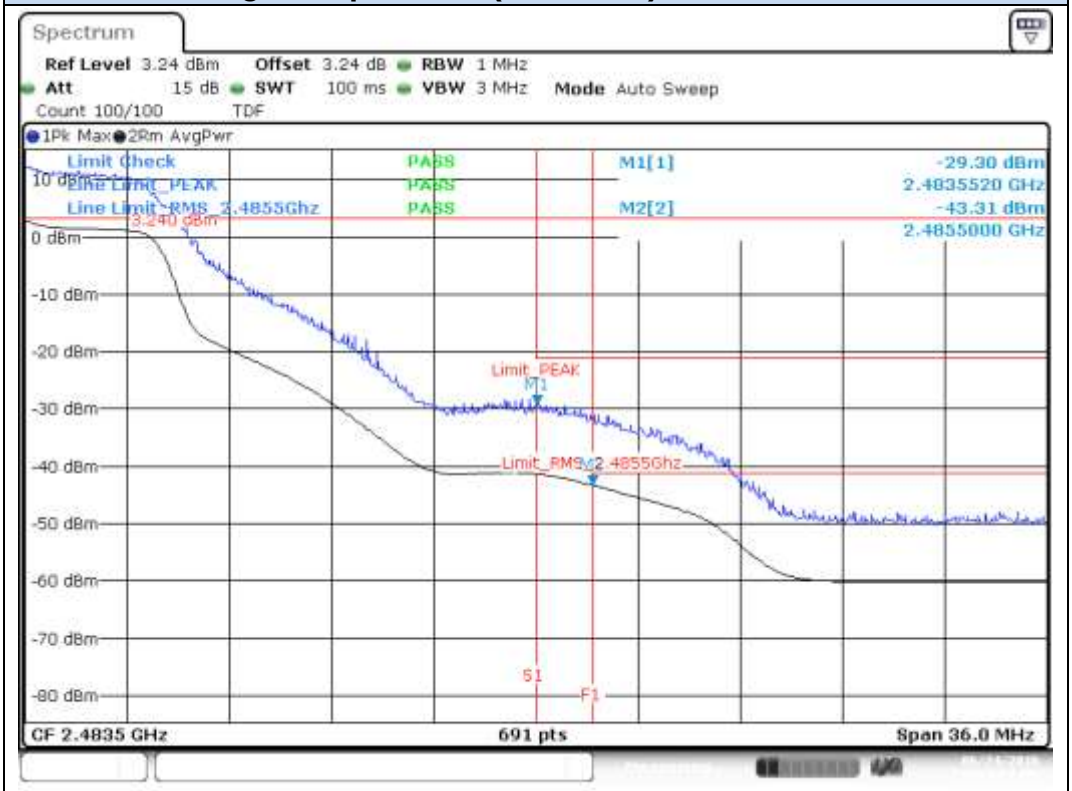

BE High Freq Section RMS within 2MHz (restricted), Chain B – CH9F

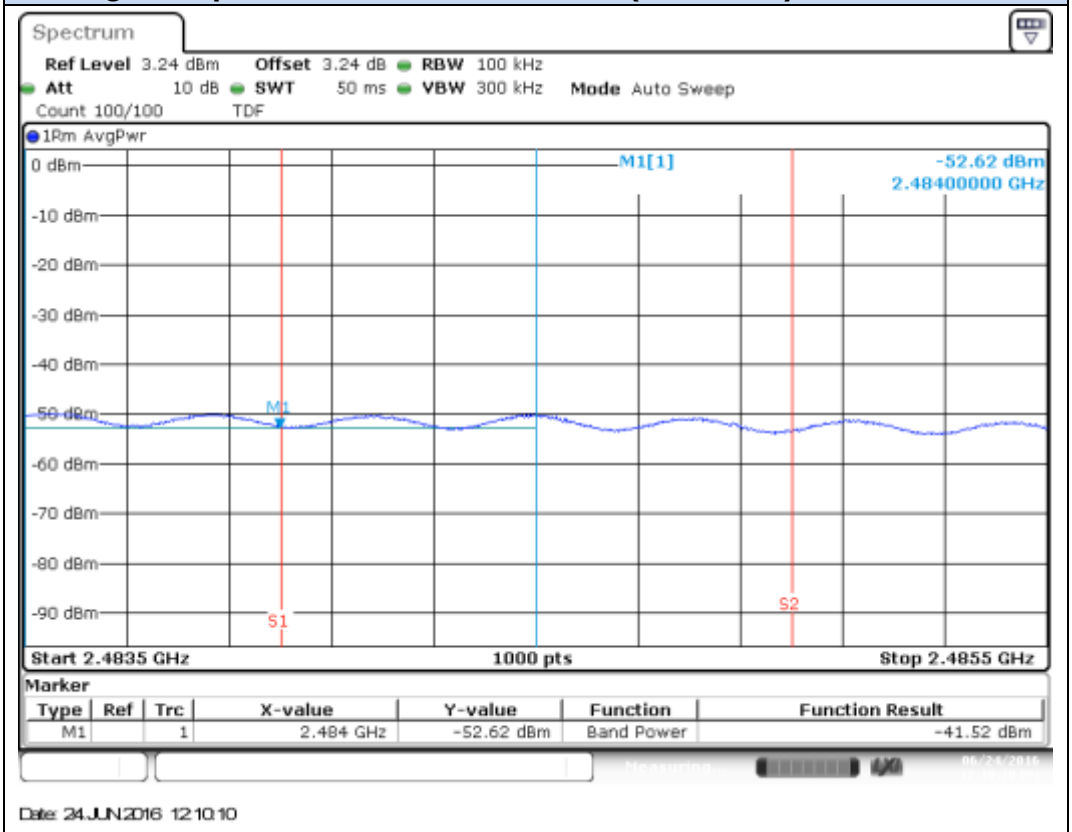

Printed copies are not controlled documents

BE High Freq Section (restricted), Chain B – CH10F

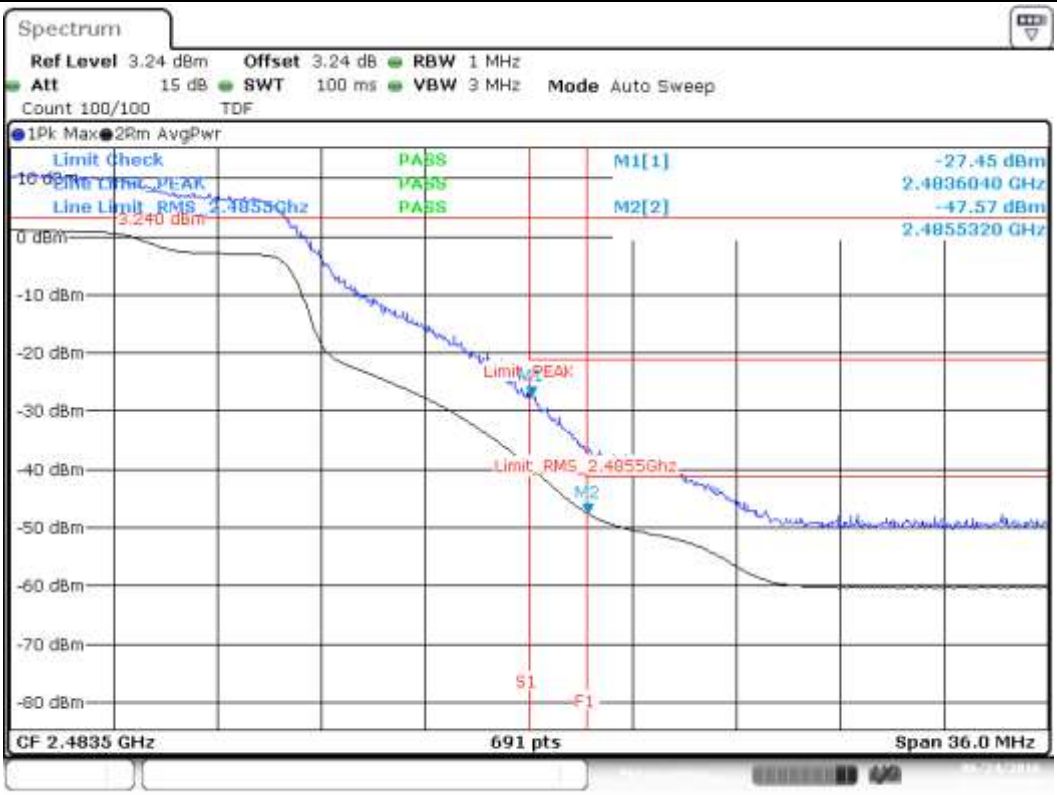

Date: 24.JUN.2016 12:12:27

BE High Freq Section RMS within 2MHz(restricted), Chain B – CH10F

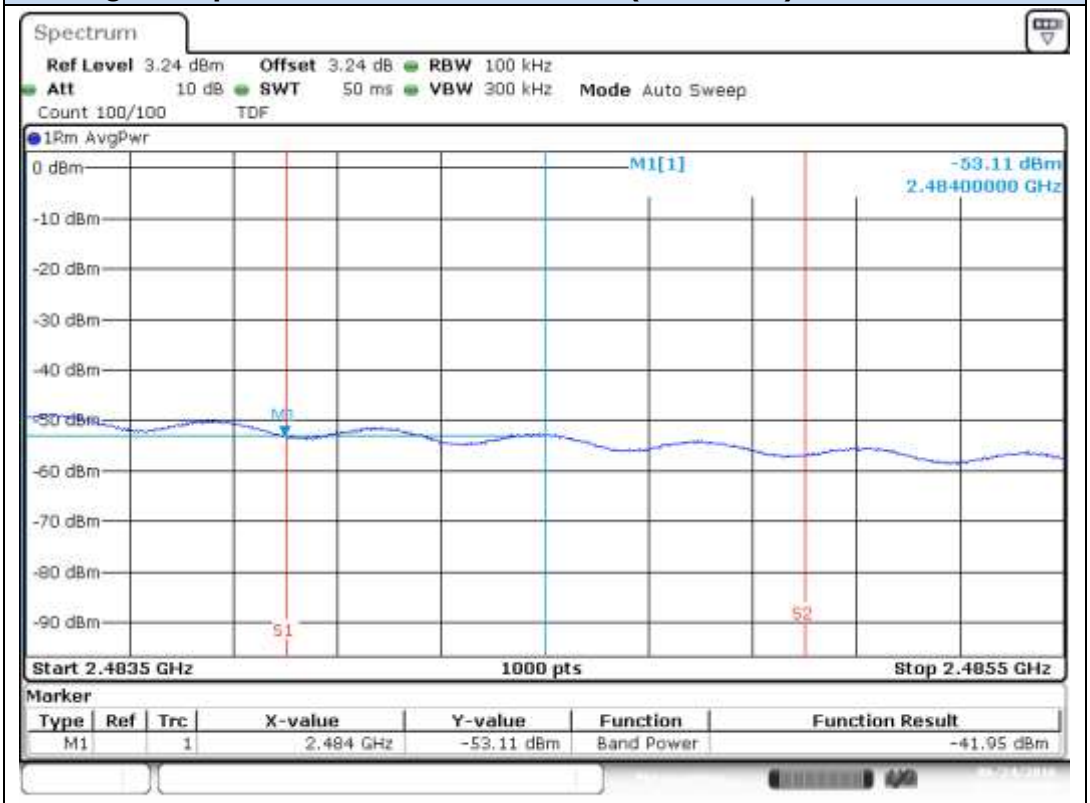

Date: 24.JUN.2016 12:11:38

Printed copies are not controlled documents

BE High Freq Section (restricted), Chain B – CH11F

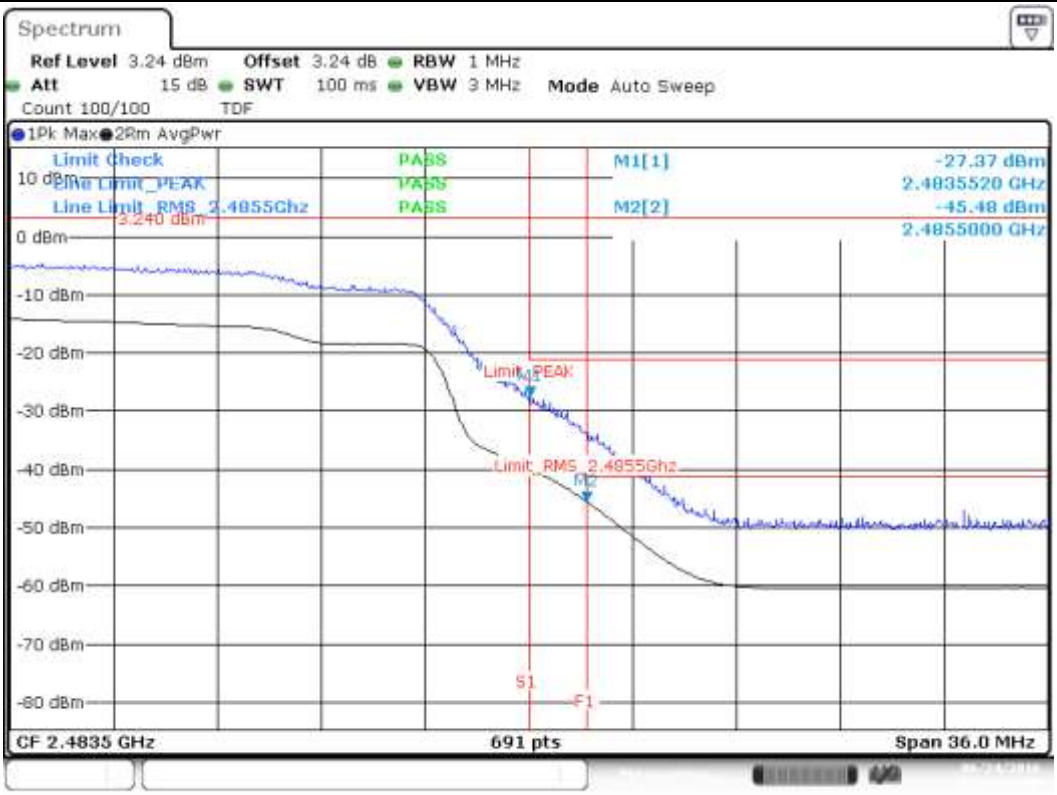

Date: 24.JUN.2016 12:13:40

BE High Freq Section RMS within 2MHz (restricted), Chain B – CH11F

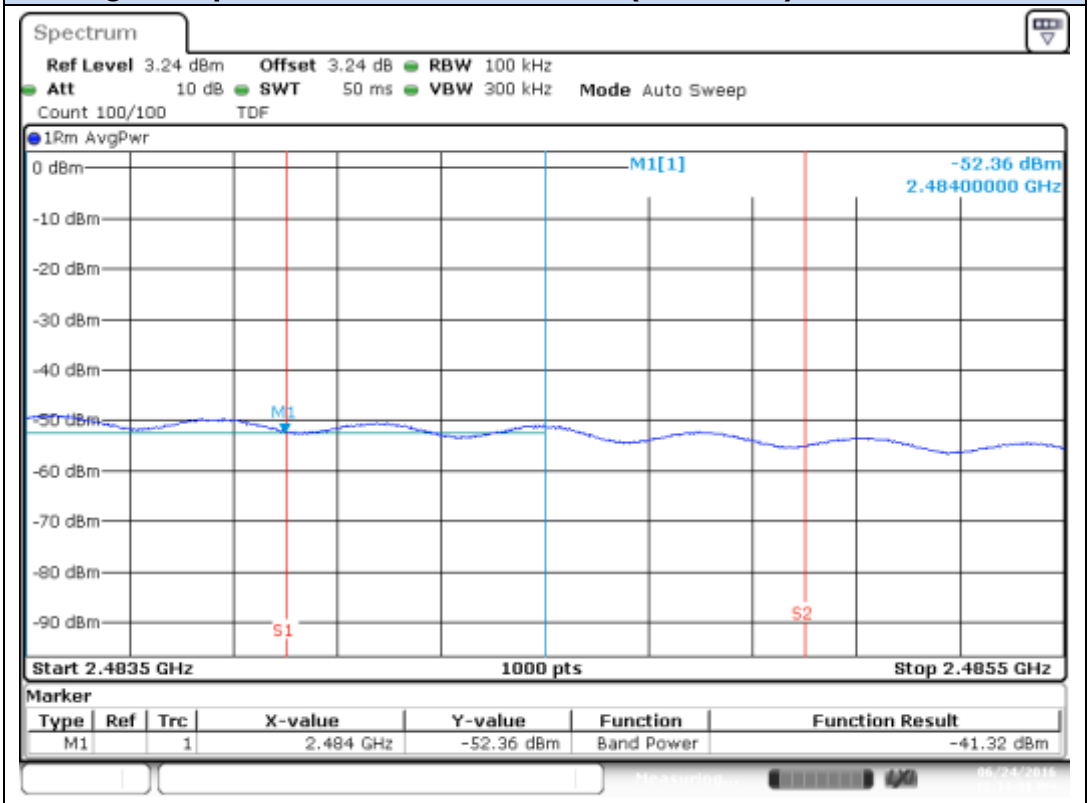

Date: 24.JUN.2016 12:14:31

Printed copies are not controlled documents

802.11n40 (MIMO), HT8

BE Low Freq Section, Chain A – CH3F

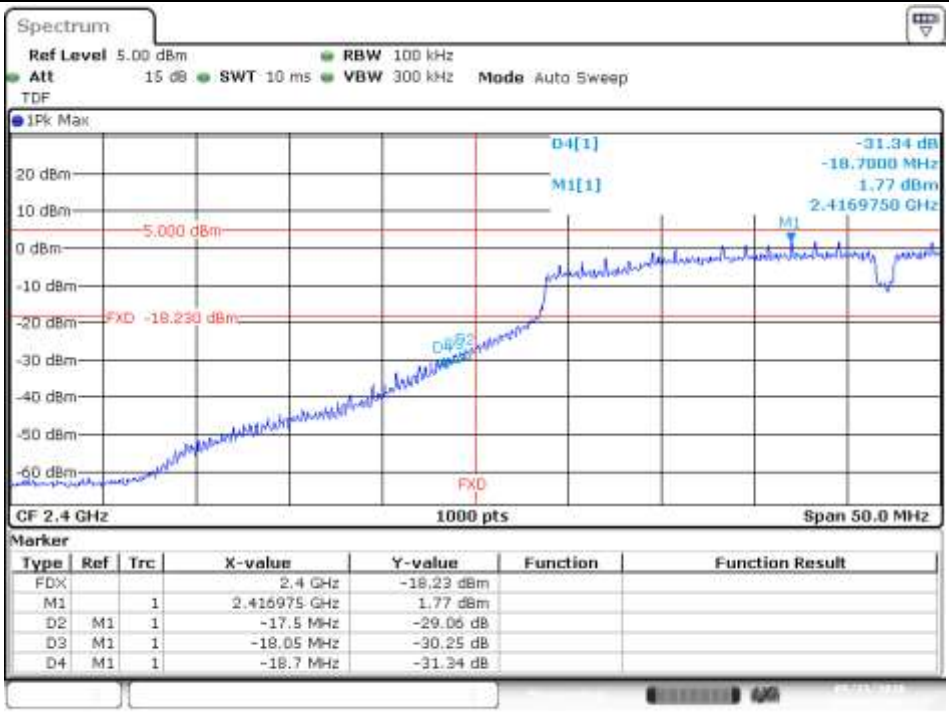

BE Low Freq Section (restricted), Chain A – CH3F

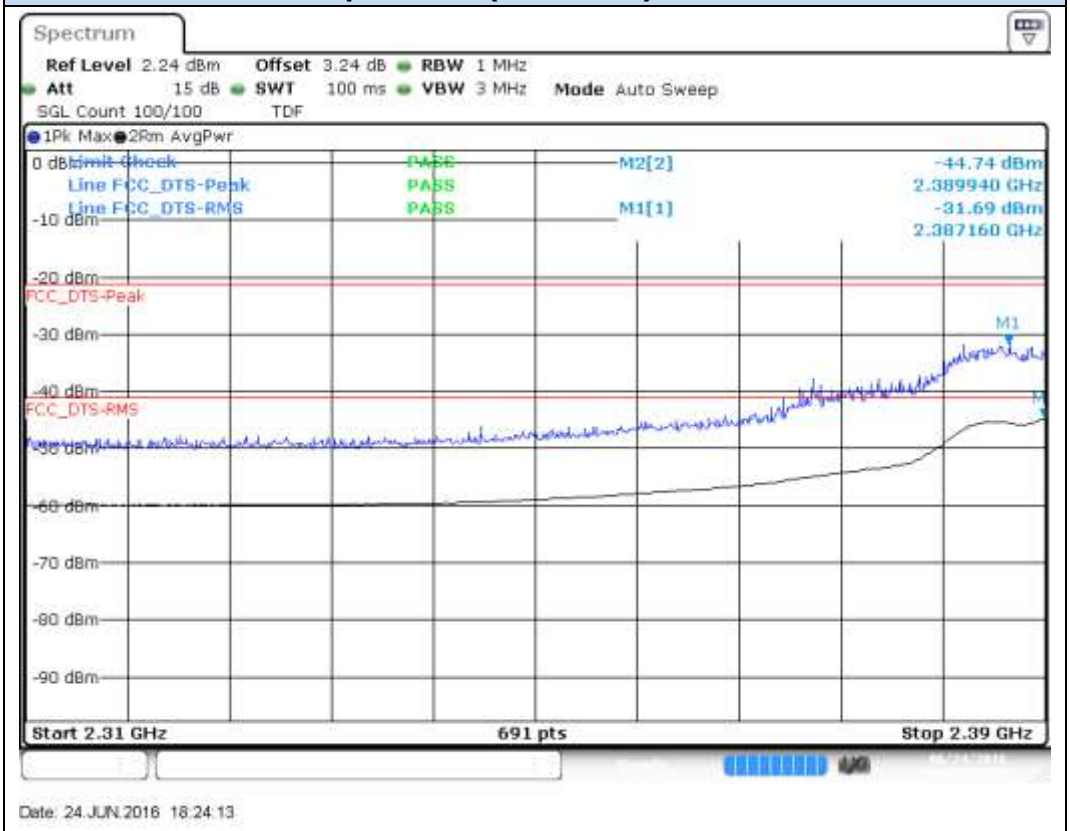

Printed copies are not controlled documents

BE High Freq Section (restricted), Chain A – CH9F

Date: 24.JUN.2016 17:38:46

BE High Freq Section RMS within 2MHz (restricted), Chain A – CH9F

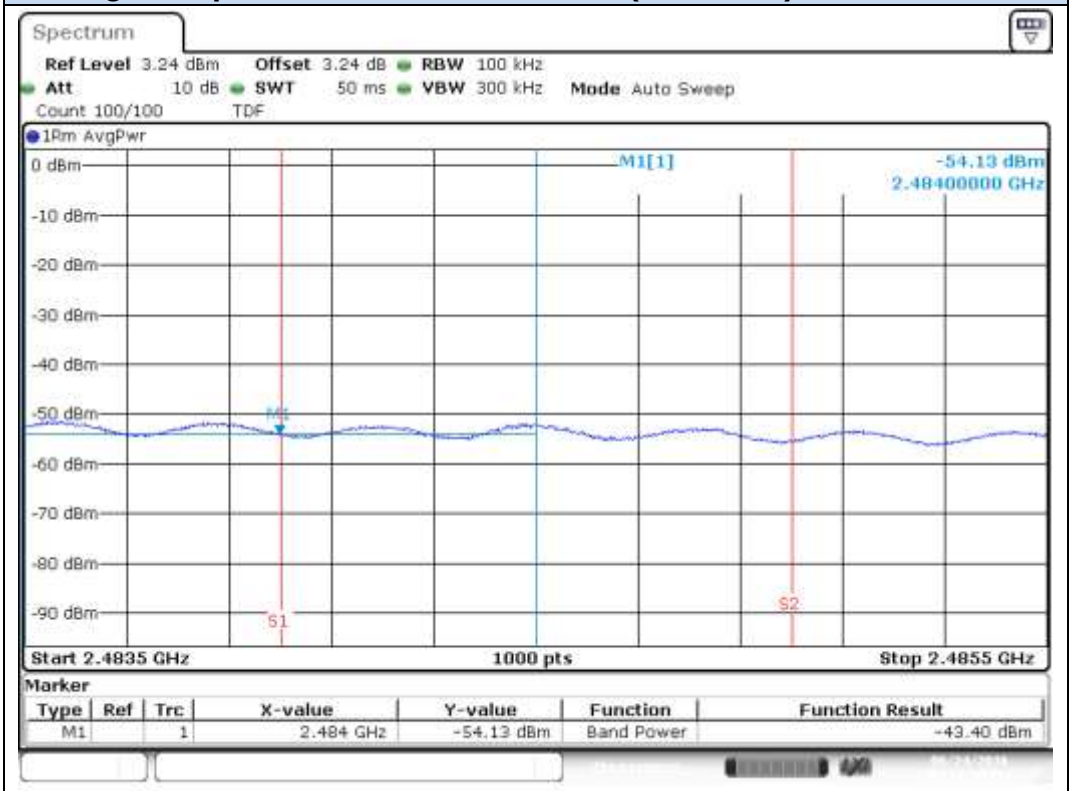

Date: 24.JUN.2016 16:53:55

Printed copies are not controlled documents

BE High Freq Section (restricted), Chain A – CH10F

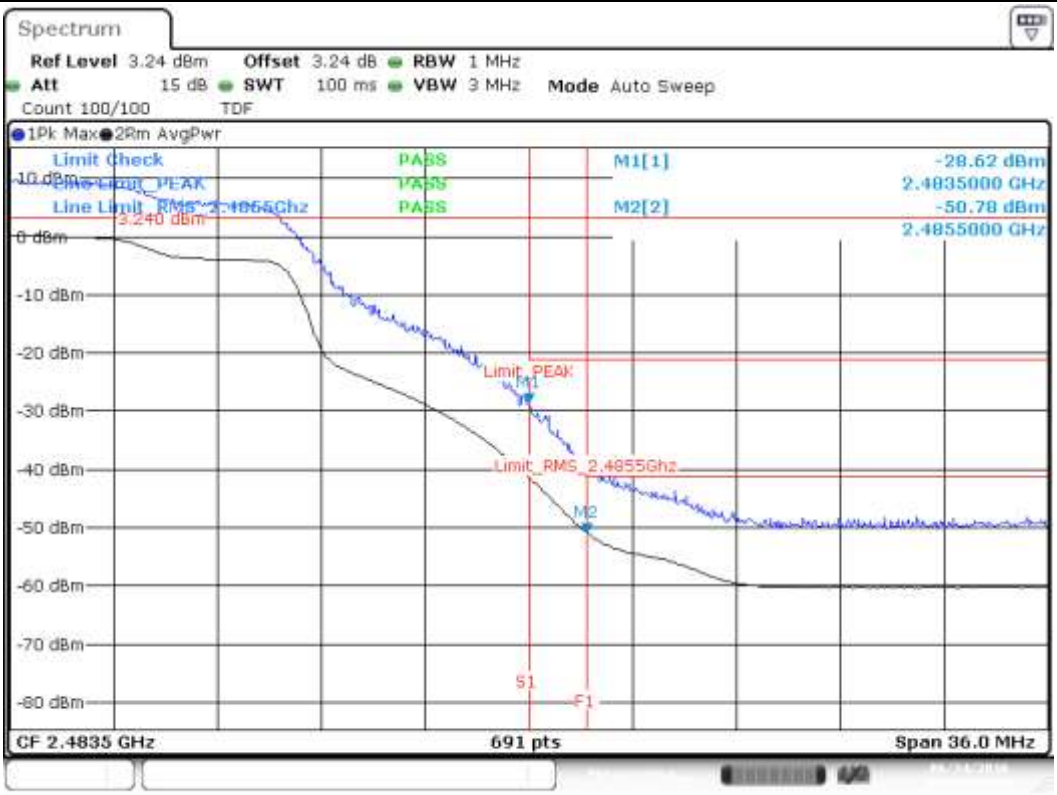

Date: 24.JUN.2016 17:02:16

BE High Freq Section RMS within 2MHz(restricted), Chain A – CH10F

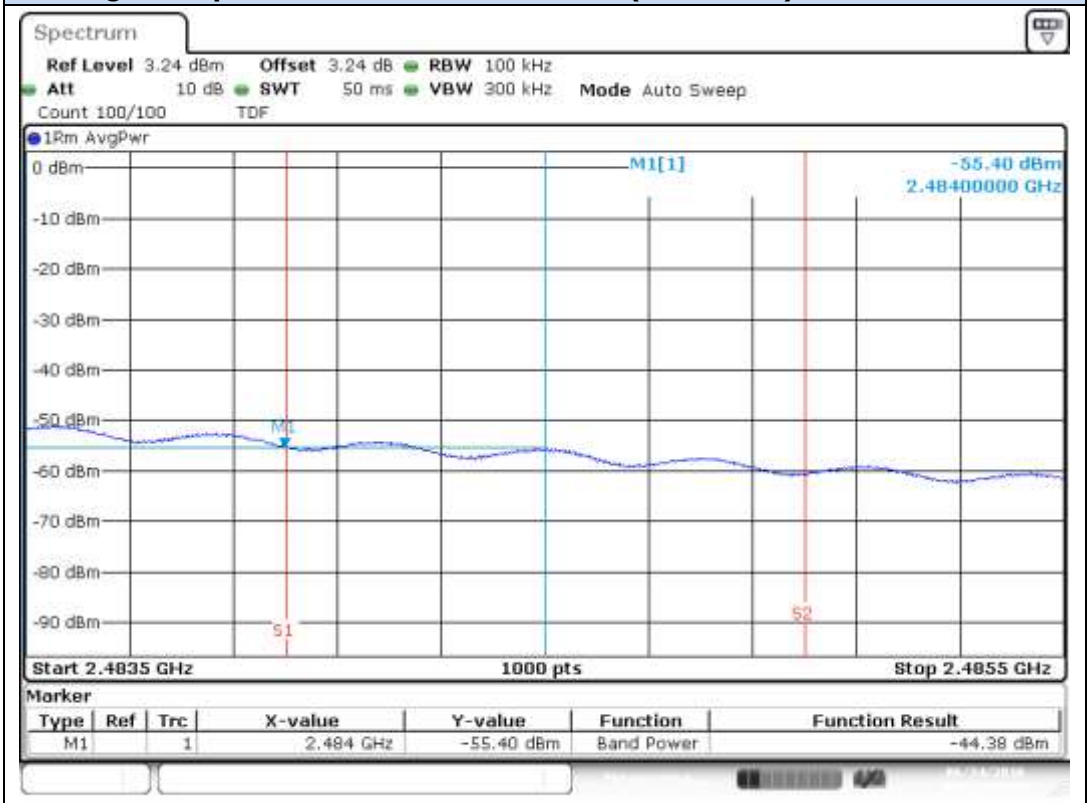

Date: 24.JUN.2016 16:57:35

Printed copies are not controlled documents

BE High Freq Section (restricted), Chain A – CH11F

Date: 24.JUN.2016 17:07:55

BE High Freq Section RMS within 2MHz (restricted), Chain A – CH11F

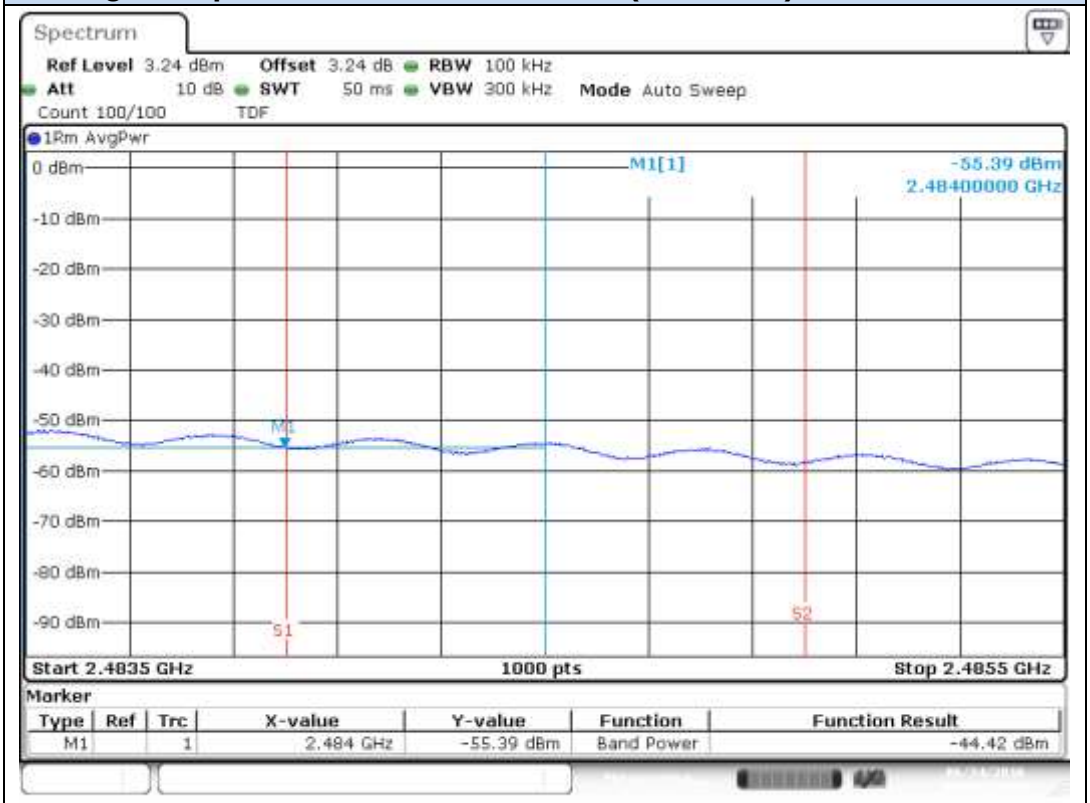

Date: 24.JUN.2016 17:14:23

Printed copies are not controlled documents

BE Low Freq Section, Chain B – CH3F

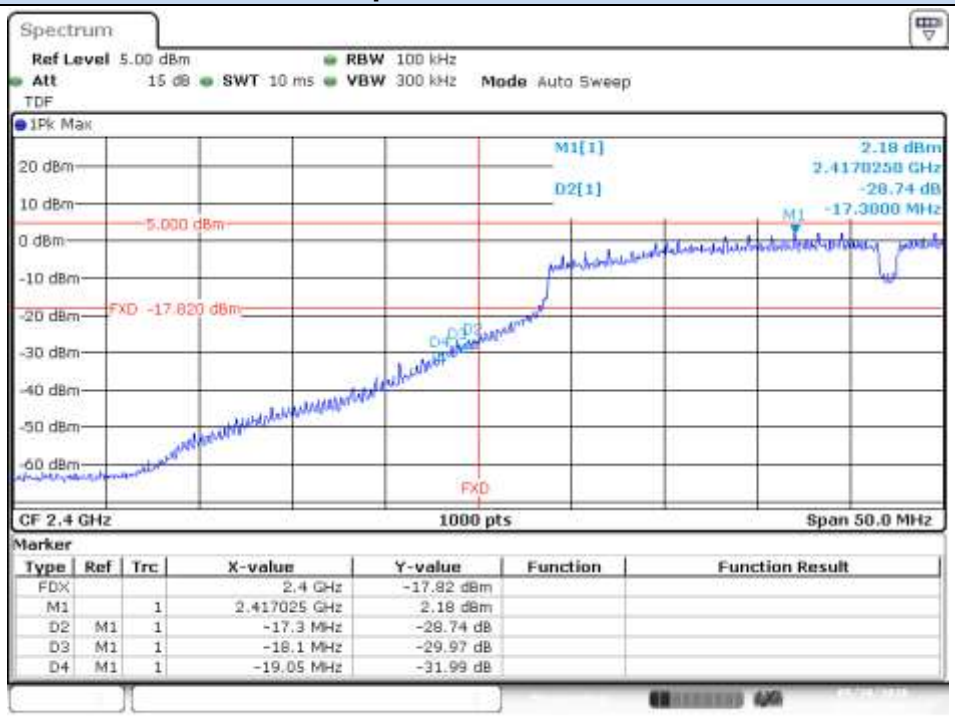

BE Low Freq Section, Chain B – CH3F

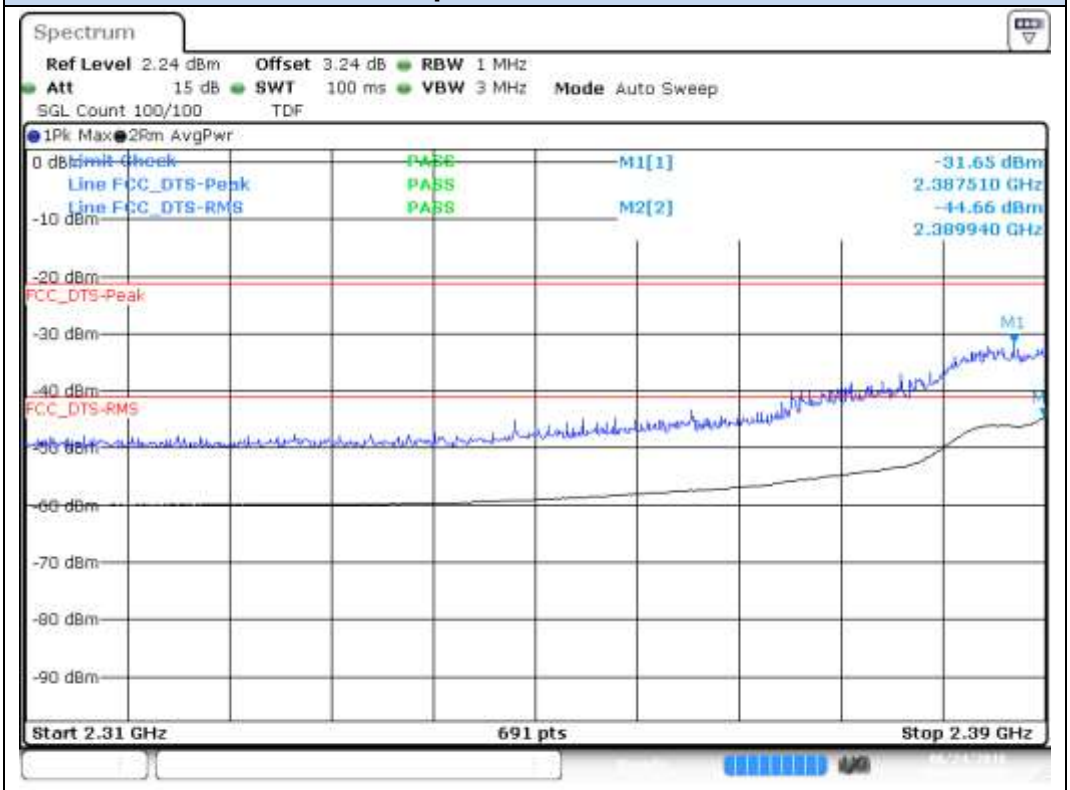

Printed copies are not controlled documents

BE High Freq Section (restricted), Chain B – CH9F

Date: 24.JUN.2016 16:44:52

BE High Freq Section RMS within 2MHz (restricted), Chain B – CH9F

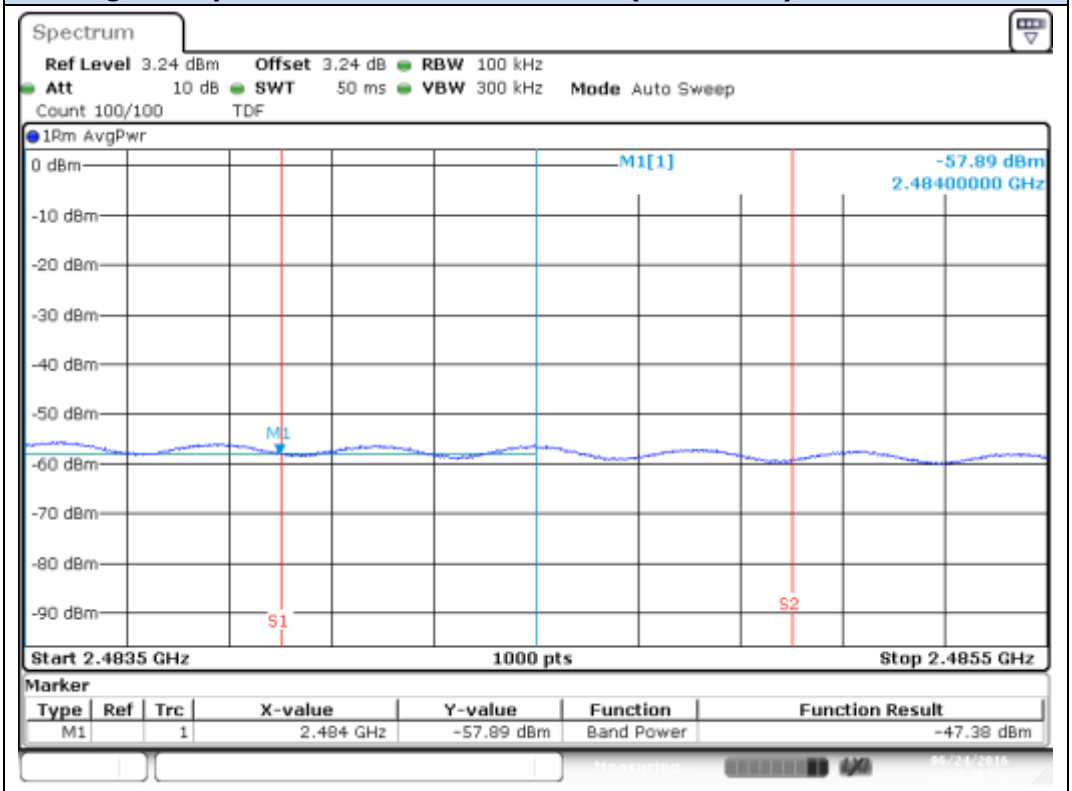

Date: 24.JUN.2016 16:55:17

Printed copies are not controlled documents

BE High Freq Section (restricted), Chain B – CH10F

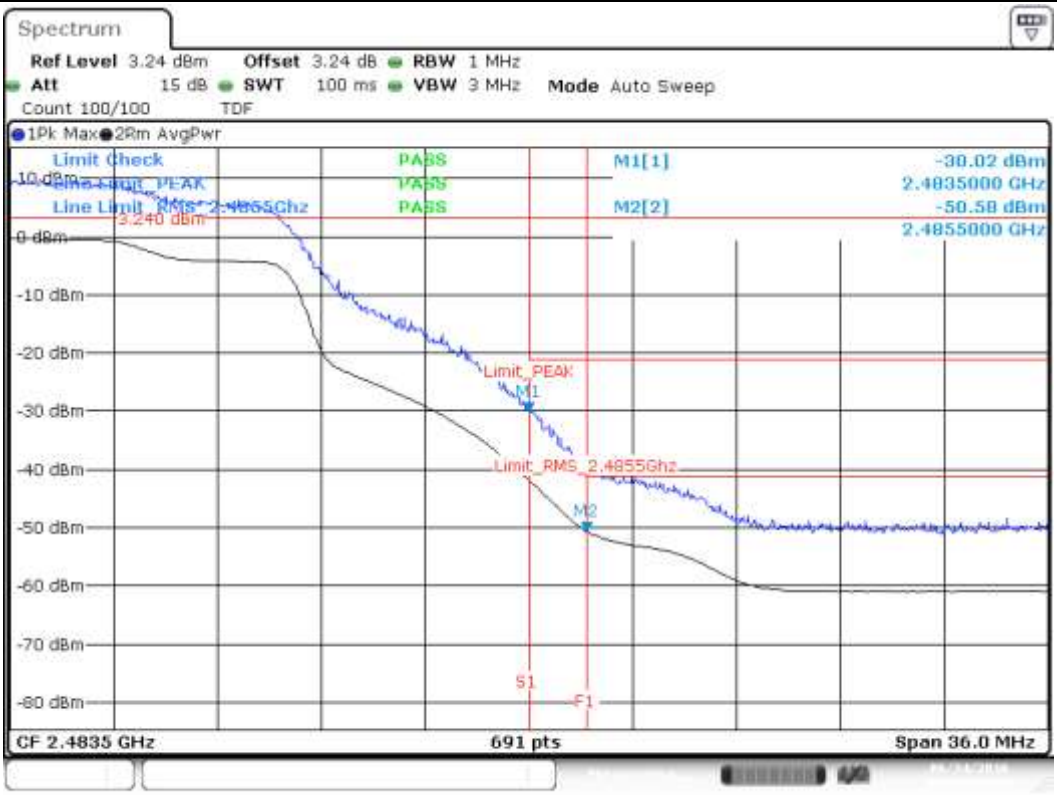

Date: 24.JUN.2016 17:00:28

BE High Freq Section RMS within 2MHz(restricted), Chain B – CH10F

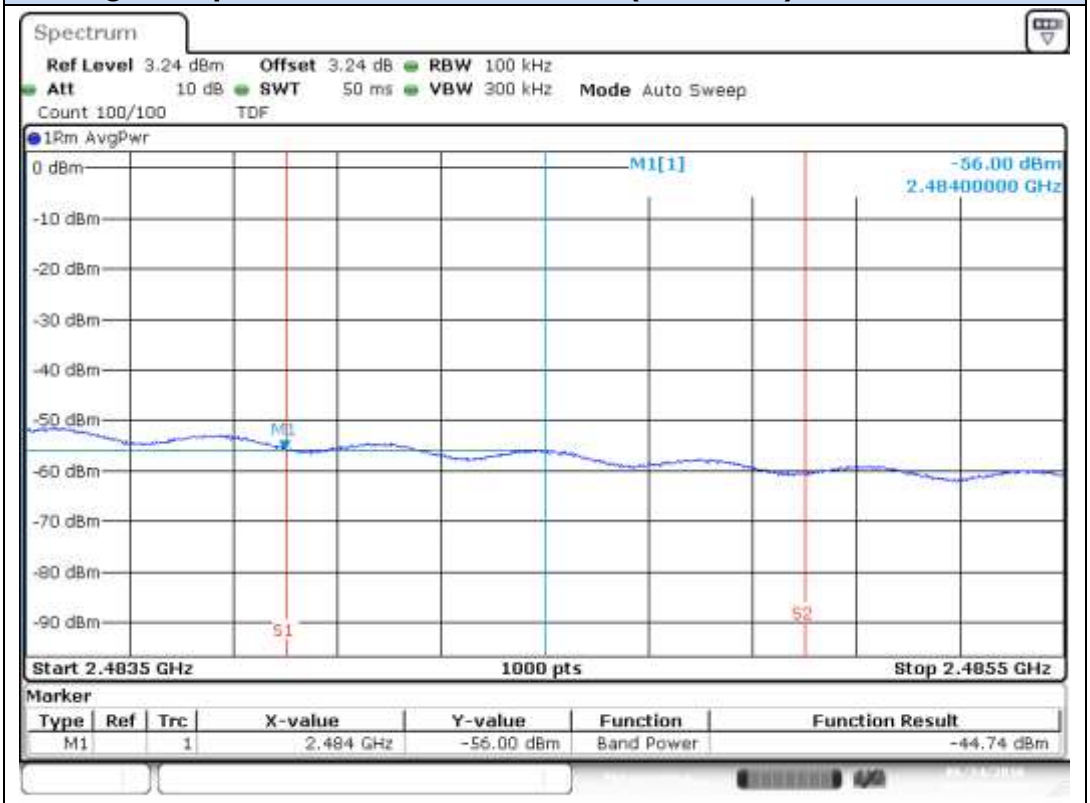

Date: 24.JUN.2016 16:57:36

Printed copies are not controlled documents

BE High Freq Section (restricted), Chain B – CH11F

Date: 24.JUN.2016 17:08:08

BE High Freq Section RMS within 2MHz (restricted), Chain B – CH11F

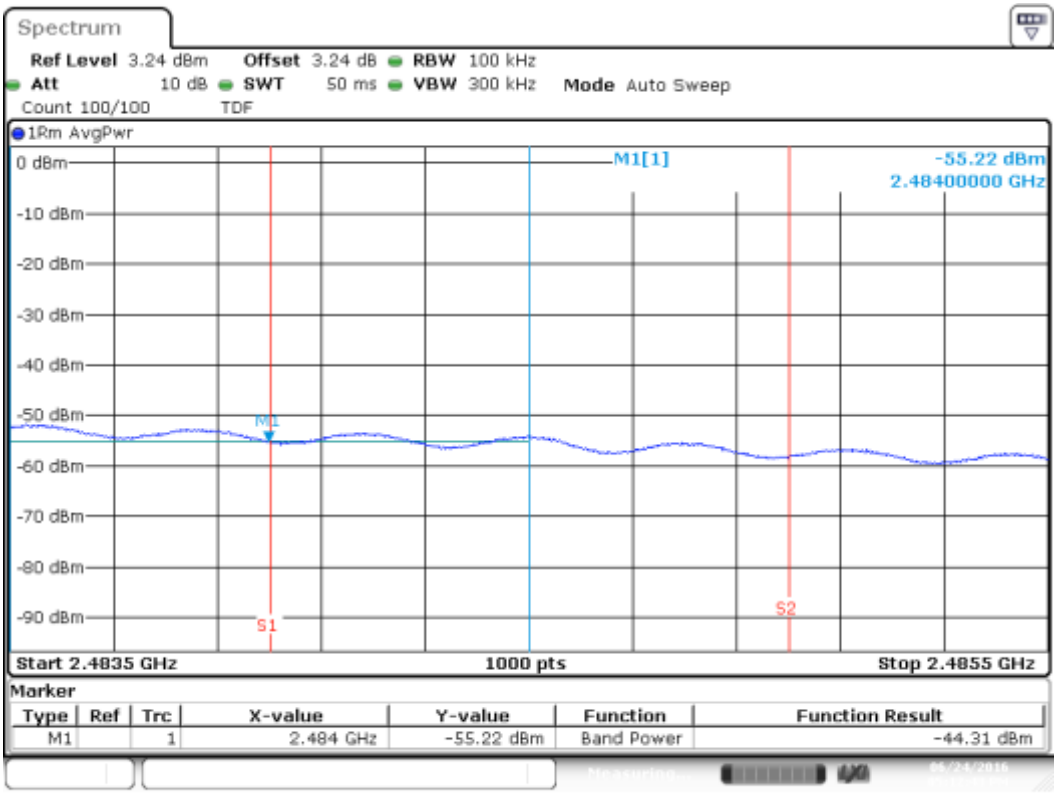

Date: 24.JUN.2016 17:12:43

Printed copies are not controlled documents

Conducted Spurious results Screenshot:

802.11b, 1Mbps – Chain A, CH1

Cond Spur, 30MHz – 9GHz

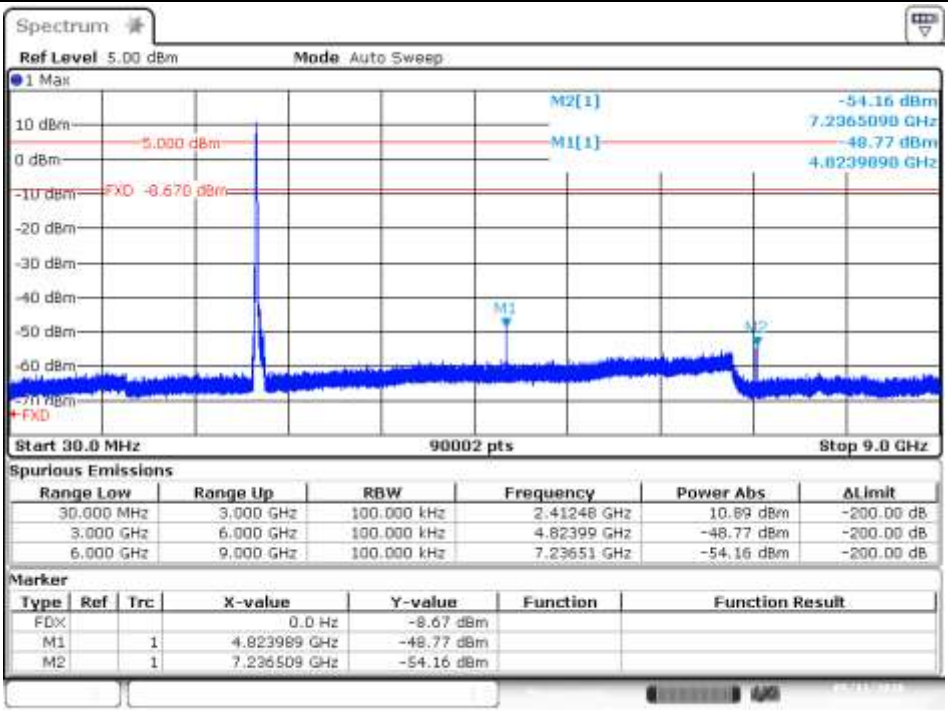

Spurious Emissions

Range Low	Range Up	RBW	Frequency	Power Abs	ΔLimit
30.000 MHz	3.000 GHz	100.000 kHz	2.41248 GHz	10.89 dBm	-200.00 dB
3.000 GHz	6.000 GHz	100.000 kHz	4.82399 GHz	-48.77 dBm	-200.00 dB
6.000 GHz	9.000 GHz	100.000 kHz	7.23651 GHz	-54.16 dBm	-200.00 dB

Marker

Type	Ref	Trc	X-value	Y-value	Function	Function Result
FDX			0.0 Hz	-8.67 dBm		
M1		1	4.823989 GHz	-48.77 dBm		
M2		1	7.236509 GHz	-54.16 dBm		

Date: 11.MAY.2016 17:54:42

Cond Spur, 9GHz – 18GHz

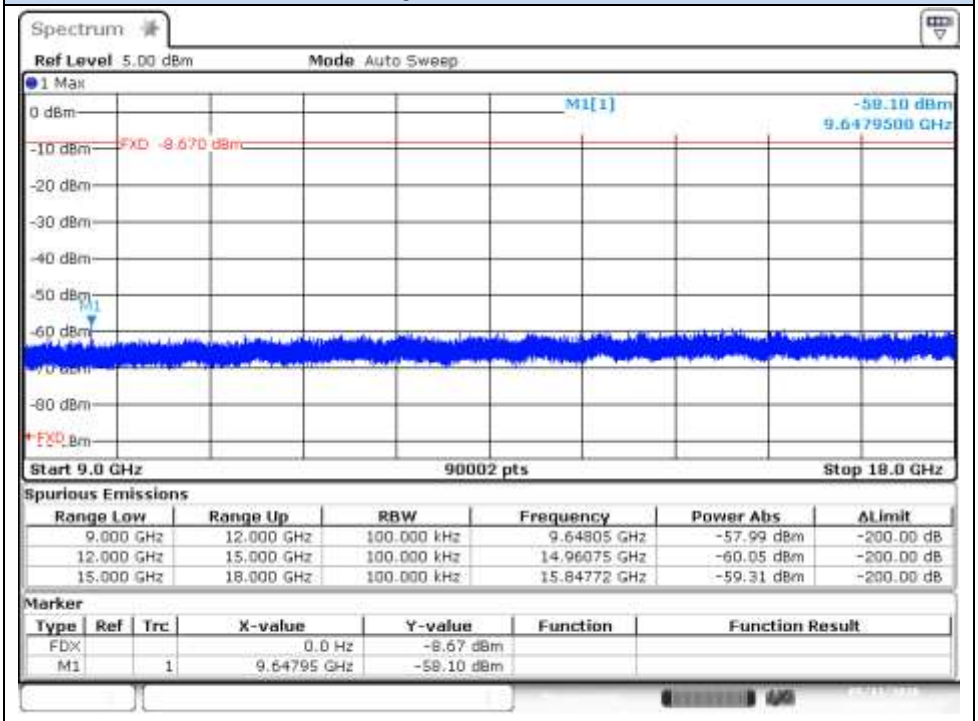

Spurious Emissions

Range Low	Range Up	RBW	Frequency	Power Abs	ΔLimit
9.000 GHz	12.000 GHz	100.000 kHz	9.64805 GHz	-57.99 dBm	-200.00 dB
12.000 GHz	15.000 GHz	100.000 kHz	14.96075 GHz	-60.05 dBm	-200.00 dB
15.000 GHz	18.000 GHz	100.000 kHz	15.84772 GHz	-59.31 dBm	-200.00 dB

Marker

Type	Ref	Trc	X-value	Y-value	Function	Function Result
FDX			0.0 Hz	-8.67 dBm		
M1		1	9.64795 GHz	-58.10 dBm		

Date: 11.MAY.2016 17:55:51

Printed copies are not controlled documents

Cond Spur, 18GHz – 26.5GHz

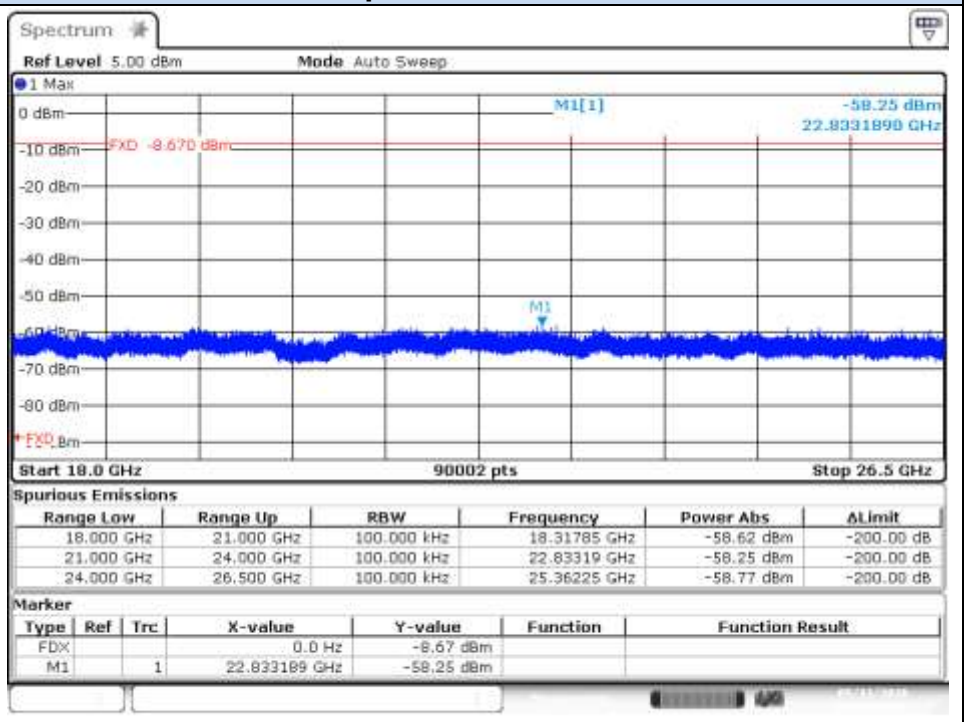

Spurious Emissions

Range Low	Range Up	RBW	Frequency	Power Abs	ΔLimit
18.000 GHz	21.000 GHz	100.000 kHz	18.31785 GHz	-58.62 dBm	-200.00 dB
21.000 GHz	24.000 GHz	100.000 kHz	22.83319 GHz	-58.25 dBm	-200.00 dB
24.000 GHz	26.500 GHz	100.000 kHz	25.36225 GHz	-58.77 dBm	-200.00 dB

Marker

Type	Ref	Trc	X-value	Y-value	Function	Function Result
FDX			0.0 Hz	-8.67 dBm		
M1		1	22.833189 GHz	-58.25 dBm		

Date: 11.MAY.2016 17:58:59

Printed copies are not controlled documents

802.11b, 1Mbps – Chain A, CH7

Cond Spur, 30MHz – 9GHz

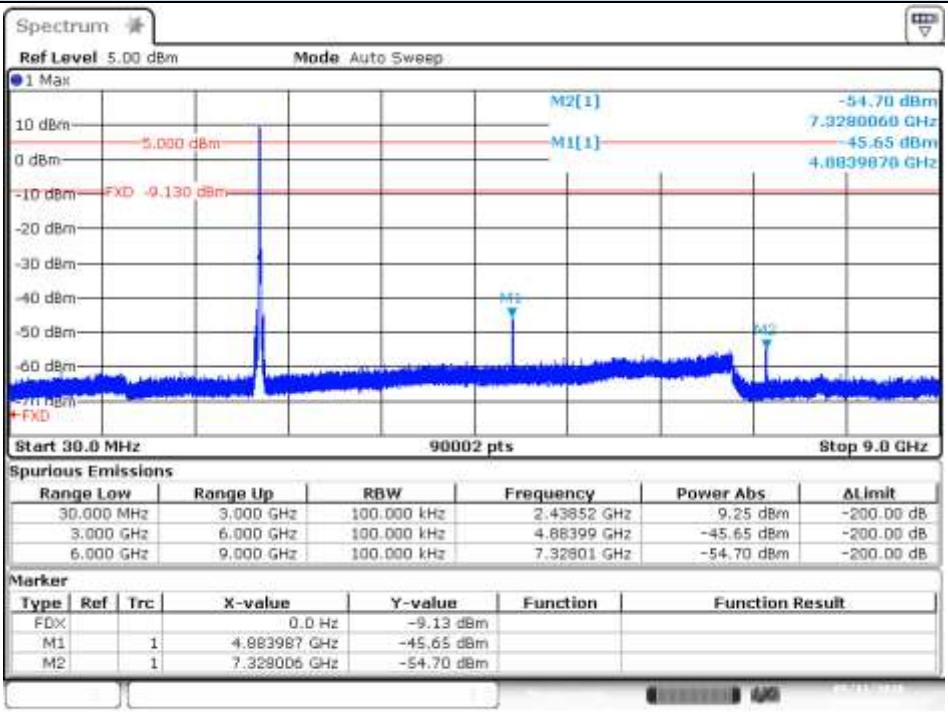

Spurious Emissions

Range Low	Range Up	RBW	Frequency	Power Abs	ΔLimit
30.000 MHz	3.000 GHz	100.000 kHz	2.43852 GHz	9.25 dBm	-200.00 dB
3.000 GHz	6.000 GHz	100.000 kHz	4.88399 GHz	-45.65 dBm	-200.00 dB
6.000 GHz	9.000 GHz	100.000 kHz	7.32801 GHz	-54.70 dBm	-200.00 dB

Marker

Type	Ref	Trc	X-value	Y-value	Function	Function Result
FDX			0.0 Hz	-9.13 dBm		
M1		1	4.883987 GHz	-45.65 dBm		
M2		1	7.328006 GHz	-54.70 dBm		

Date: 11.MAY.2016 18:06:54

Cond Spur, 9GHz – 18GHz

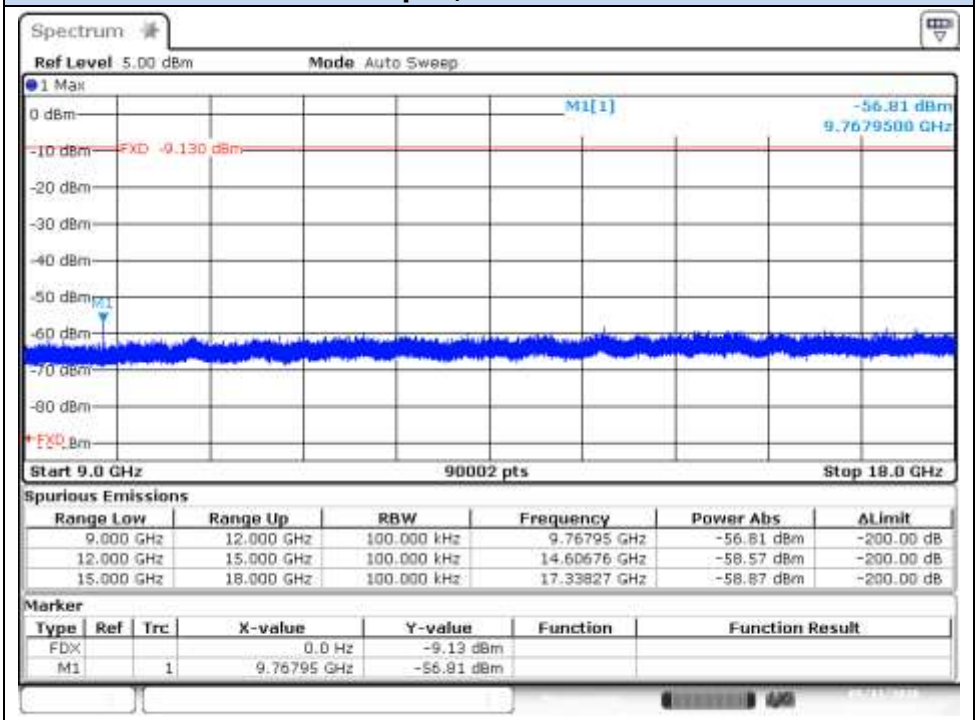

Spurious Emissions

Range Low	Range Up	RBW	Frequency	Power Abs	ΔLimit
9.000 GHz	12.000 GHz	100.000 kHz	9.76795 GHz	-56.81 dBm	-200.00 dB
12.000 GHz	15.000 GHz	100.000 kHz	14.60676 GHz	-58.57 dBm	-200.00 dB
15.000 GHz	18.000 GHz	100.000 kHz	17.33827 GHz	-58.87 dBm	-200.00 dB

Marker

Type	Ref	Trc	X-value	Y-value	Function	Function Result
FDX			0.0 Hz	-9.13 dBm		
M1		1	9.76795 GHz	-56.81 dBm		

Date: 11.MAY.2016 18:08:15

Printed copies are not controlled documents

Cond Spur, 18GHz – 26.5GHz

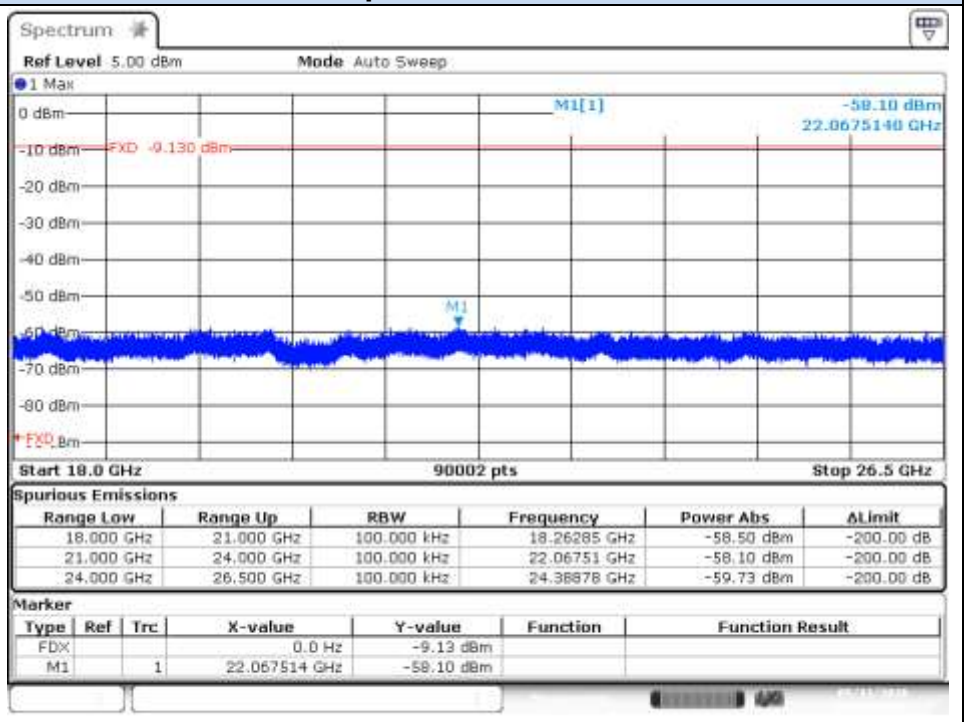

Spurious Emissions

Range Low	Range Up	RBW	Frequency	Power Abs	ΔLimit
18.000 GHz	21.000 GHz	100.000 kHz	18.26285 GHz	-58.50 dBm	-200.00 dB
21.000 GHz	24.000 GHz	100.000 kHz	22.06751 GHz	-58.10 dBm	-200.00 dB
24.000 GHz	26.500 GHz	100.000 kHz	24.38878 GHz	-59.73 dBm	-200.00 dB

Marker

Type	Ref	Trc	X-value	Y-value	Function	Function Result
FDX			0.0 Hz	-9.13 dBm		
M1		1	22.067514 GHz	-58.10 dBm		

Date: 11.MAY.2016 18:09:27

Printed copies are not controlled documents

802.11b, 1Mbps – Chain A, CH11

Cond Spur, 30MHz – 9GHz

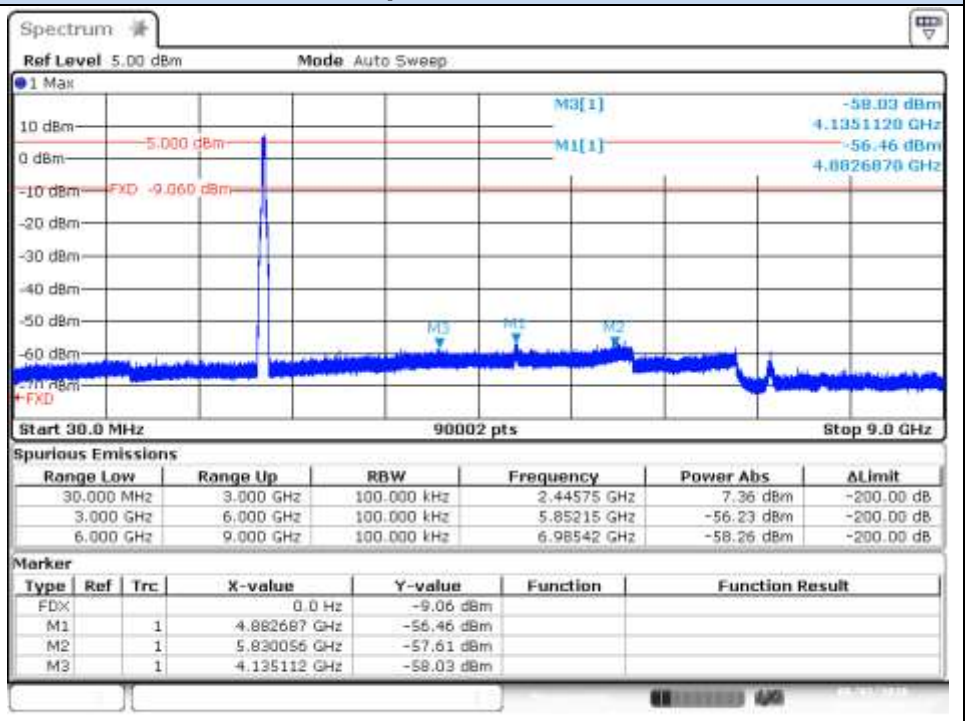

Spurious Emissions

Range Low	Range Up	RBW	Frequency	Power Abs	ΔLimit
30.000 MHz	3.000 GHz	100.000 kHz	2.44575 GHz	7.36 dBm	-200.00 dB
3.000 GHz	6.000 GHz	100.000 kHz	5.85215 GHz	-56.23 dBm	-200.00 dB
6.000 GHz	9.000 GHz	100.000 kHz	6.98542 GHz	-58.26 dBm	-200.00 dB

Marker

Type	Ref	Trc	X-value	Y-value	Function	Function Result
FDX			0.0 Hz	-9.06 dBm		
M1		1	4.882687 GHz	-56.46 dBm		
M2		1	5.830056 GHz	-57.61 dBm		
M3		1	4.135112 GHz	-58.03 dBm		

Date: 2.JUN.2016 17:20:57

Cond Spur, 9GHz – 18GHz

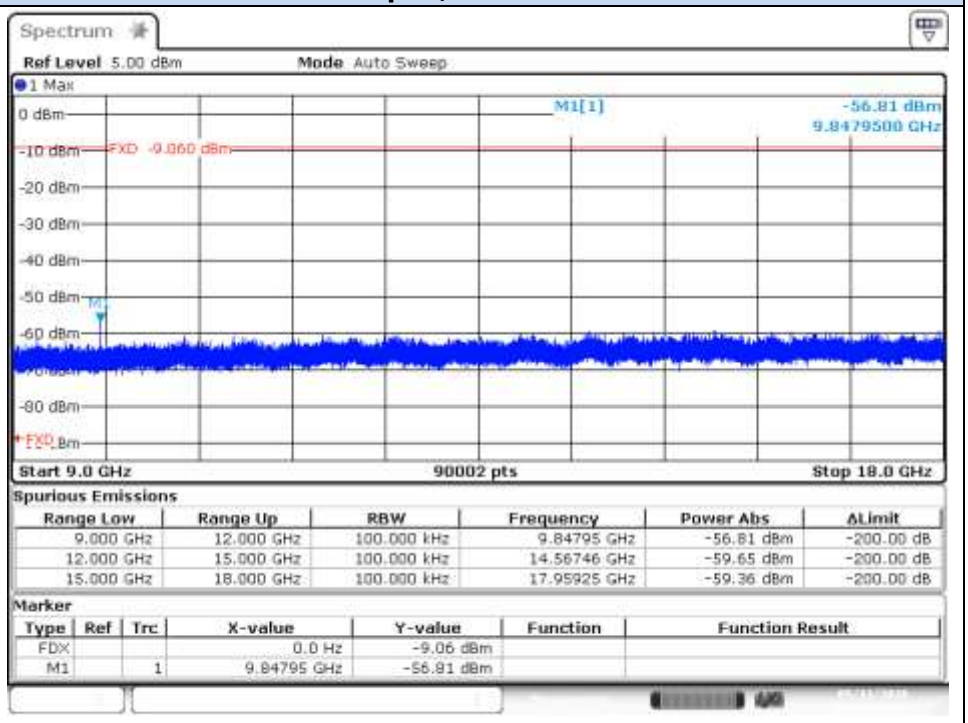

Spurious Emissions

Range Low	Range Up	RBW	Frequency	Power Abs	ΔLimit
9.000 GHz	12.000 GHz	100.000 kHz	9.84795 GHz	-56.81 dBm	-200.00 dB
12.000 GHz	15.000 GHz	100.000 kHz	14.56746 GHz	-59.65 dBm	-200.00 dB
15.000 GHz	18.000 GHz	100.000 kHz	17.95925 GHz	-59.36 dBm	-200.00 dB

Marker

Type	Ref	Trc	X-value	Y-value	Function	Function Result
FDX			0.0 Hz	-9.06 dBm		
M1		1	9.84795 GHz	-56.81 dBm		

Date: 11.MAY.2016 18:30:07

Printed copies are not controlled documents

Cond Spur, 18GHz – 26.5GHz

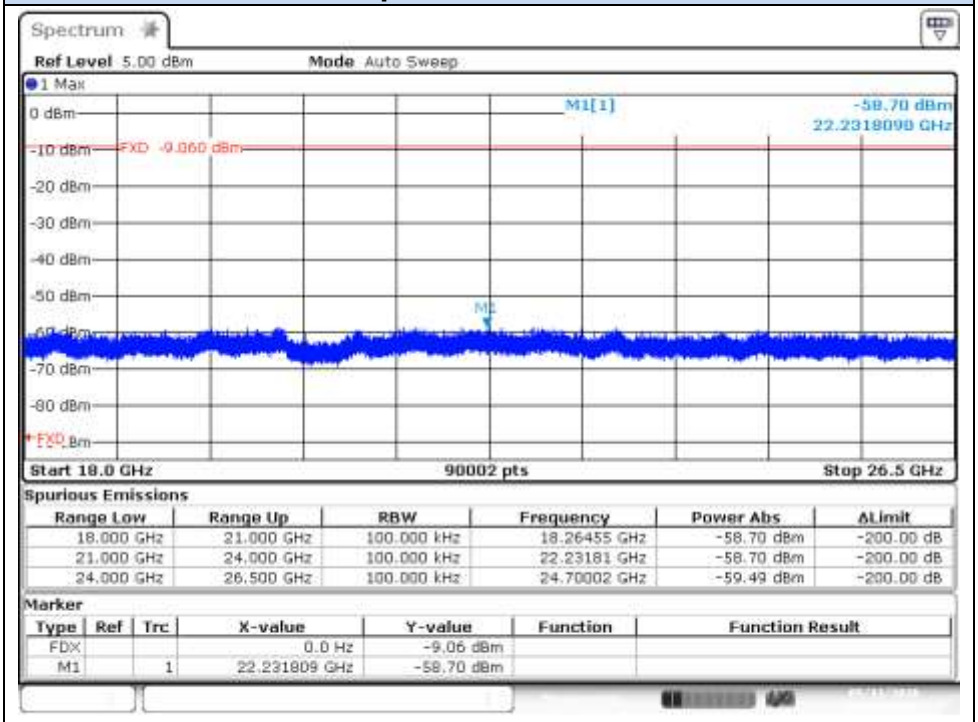

Spurious Emissions

Range Low	Range Up	RBW	Frequency	Power Abs	ΔLimit
18.000 GHz	21.000 GHz	100.000 kHz	18.26455 GHz	-58.70 dBm	-200.00 dB
21.000 GHz	24.000 GHz	100.000 kHz	22.23181 GHz	-58.70 dBm	-200.00 dB
24.000 GHz	26.500 GHz	100.000 kHz	24.70002 GHz	-59.49 dBm	-200.00 dB

Marker

Type	Ref	Trc	X-value	Y-value	Function	Function Result
FDX			0.0 Hz	-9.06 dBm		
M1		1	22.231809 GHz	-58.70 dBm		

Date: 11.MAY.2016 18:31:56

Printed copies are not controlled documents

802.11b, 1Mbps – Chain A, CH12

Cond Spur, 30MHz – 9GHz

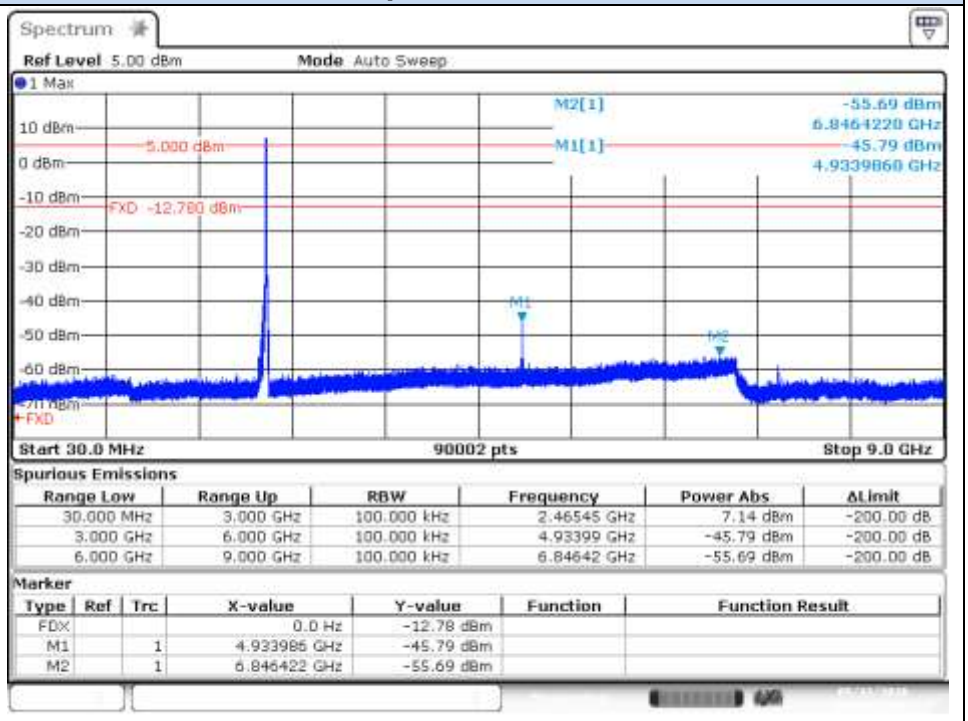

Spurious Emissions

Range Low	Range Up	RBW	Frequency	Power Abs	ΔLimit
30.000 MHz	3.000 GHz	100.000 kHz	2.46545 GHz	7.14 dBm	-200.00 dB
3.000 GHz	6.000 GHz	100.000 kHz	4.93399 GHz	-45.79 dBm	-200.00 dB
6.000 GHz	9.000 GHz	100.000 kHz	6.84642 GHz	-55.69 dBm	-200.00 dB

Marker

Type	Ref	Trc	X-value	Y-value	Function	Function Result
FDX			0.0 Hz	-12.78 dBm		
M1		1	4.933986 GHz	-45.79 dBm		
M2		1	6.846422 GHz	-55.69 dBm		

Date: 12.MAY.2016 10:01:47

Cond Spur, 9GHz – 18GHz

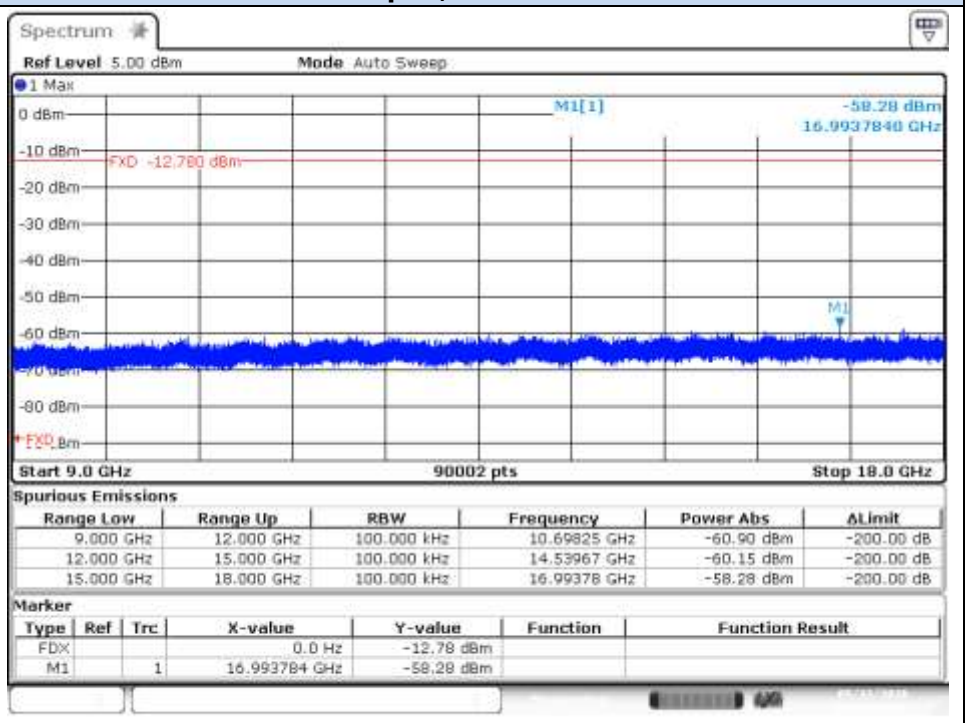

Spurious Emissions

Range Low	Range Up	RBW	Frequency	Power Abs	ΔLimit
9.000 GHz	12.000 GHz	100.000 kHz	10.69825 GHz	-60.90 dBm	-200.00 dB
12.000 GHz	15.000 GHz	100.000 kHz	14.53967 GHz	-60.15 dBm	-200.00 dB
15.000 GHz	18.000 GHz	100.000 kHz	16.99378 GHz	-58.28 dBm	-200.00 dB

Marker

Type	Ref	Trc	X-value	Y-value	Function	Function Result
FDX			0.0 Hz	-12.78 dBm		
M1		1	16.993784 GHz	-58.28 dBm		

Date: 12.MAY.2016 10:02:37

Printed copies are not controlled documents

Cond Spur, 18GHz – 26.5GHz

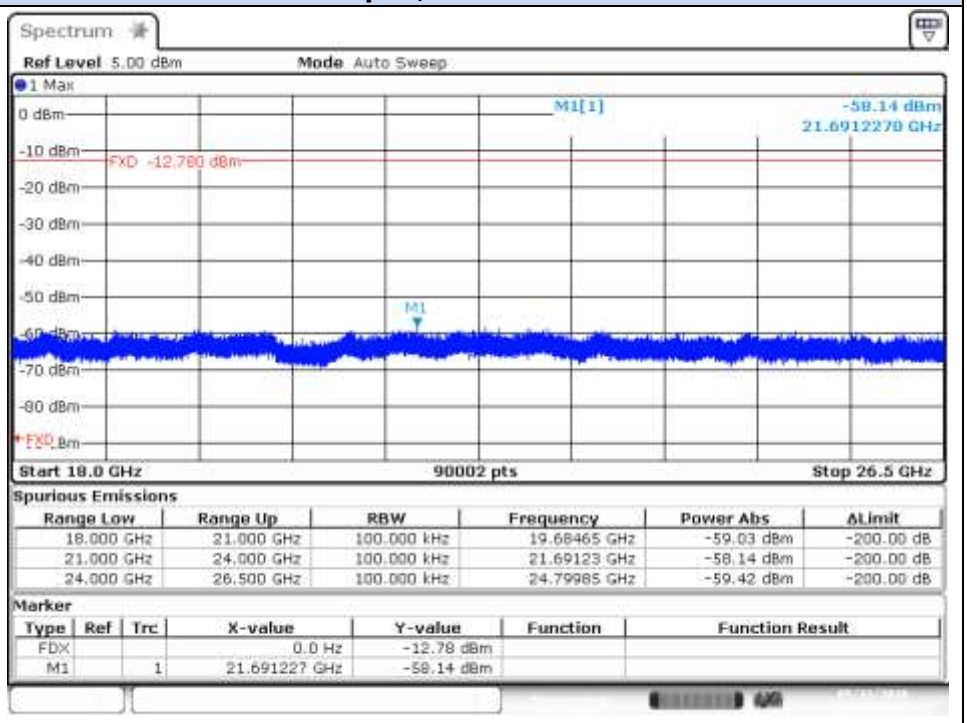

Spurious Emissions

Range Low	Range Up	RBW	Frequency	Power Abs	ΔLimit
18.000 GHz	21.000 GHz	100.000 kHz	19.68465 GHz	-59.03 dBm	-200.00 dB
21.000 GHz	24.000 GHz	100.000 kHz	21.69123 GHz	-58.14 dBm	-200.00 dB
24.000 GHz	26.500 GHz	100.000 kHz	24.79985 GHz	-59.42 dBm	-200.00 dB

Marker

Type	Ref	Trc	X-value	Y-value	Function	Function Result
FDX			0.0 Hz	-12.78 dBm		
M1		1	21.691227 GHz	-58.14 dBm		

Date: 12.MAY.2016 10:08:50

Printed copies are not controlled documents

802.11b, 1Mbps – Chain A, CH13

Cond Spur, 30MHz – 9GHz

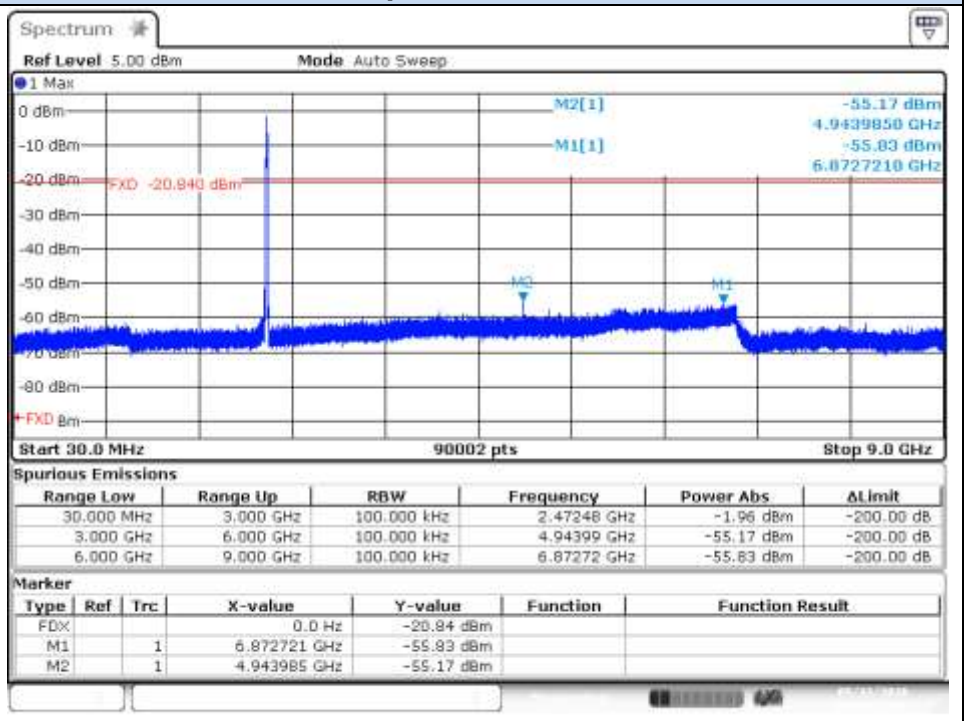

Spurious Emissions

Range Low	Range Up	RBW	Frequency	Power Abs	ΔLimit
30.000 MHz	3.000 GHz	100.000 kHz	2.47248 GHz	-1.96 dBm	-200.00 dB
3.000 GHz	6.000 GHz	100.000 kHz	4.94399 GHz	-55.17 dBm	-200.00 dB
6.000 GHz	9.000 GHz	100.000 kHz	6.87272 GHz	-55.83 dBm	-200.00 dB

Marker

Type	Ref	Trc	X-value	Y-value	Function	Function Result
FDX			0.0 Hz	-20.84 dBm		
M1		1	6.872721 GHz	-55.83 dBm		
M2		1	4.943985 GHz	-55.17 dBm		

Date: 12.MAY.2016 10:40:37

Cond Spur, 9GHz – 18GHz

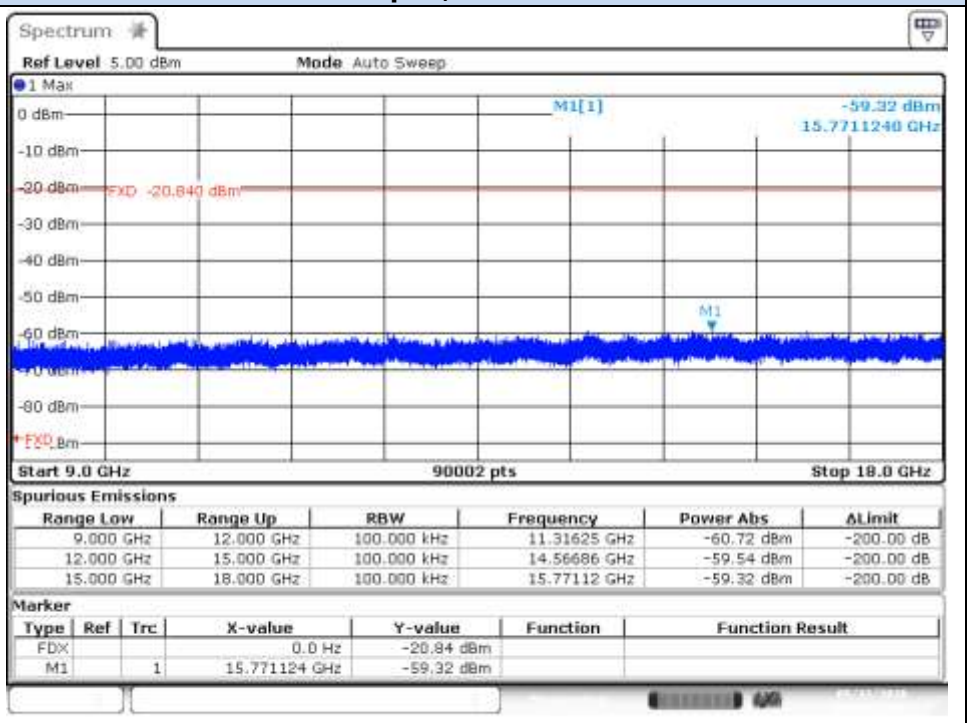

Spurious Emissions

Range Low	Range Up	RBW	Frequency	Power Abs	ΔLimit
9.000 GHz	12.000 GHz	100.000 kHz	11.31625 GHz	-60.72 dBm	-200.00 dB
12.000 GHz	15.000 GHz	100.000 kHz	14.56686 GHz	-59.54 dBm	-200.00 dB
15.000 GHz	18.000 GHz	100.000 kHz	15.77112 GHz	-59.32 dBm	-200.00 dB

Marker

Type	Ref	Trc	X-value	Y-value	Function	Function Result
FDX			0.0 Hz	-20.84 dBm		
M1		1	15.771124 GHz	-59.32 dBm		

Date: 12.MAY.2016 10:41:24

Printed copies are not controlled documents

Cond Spur, 18GHz – 26.5GHz

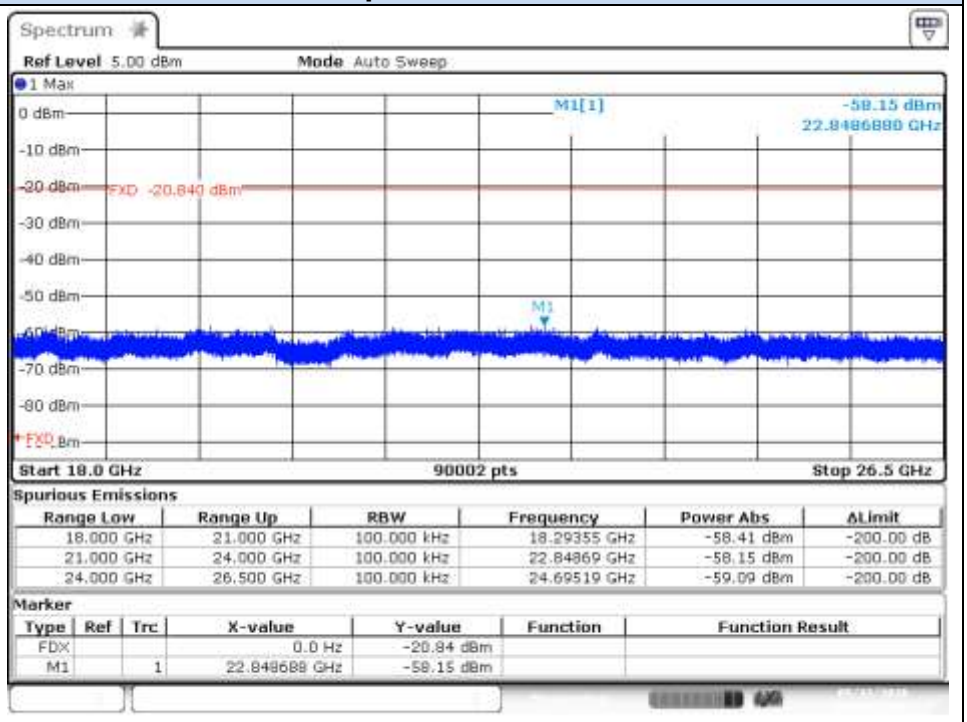

Spurious Emissions

Range Low	Range Up	RBW	Frequency	Power Abs	ΔLimit
18.000 GHz	21.000 GHz	100.000 kHz	18.29355 GHz	-58.41 dBm	-200.00 dB
21.000 GHz	24.000 GHz	100.000 kHz	22.84869 GHz	-58.15 dBm	-200.00 dB
24.000 GHz	26.500 GHz	100.000 kHz	24.69519 GHz	-59.09 dBm	-200.00 dB

Marker

Type	Ref	Trc	X-value	Y-value	Function	Function Result
FDX			0.0 Hz	-20.84 dBm		
M1		1	22.848688 GHz	-58.15 dBm		

Date: 12.MAY.2016 10:42:17

Printed copies are not controlled documents

802.11b, 1Mbps – Chain B, CH1

Cond Spur, 30MHz – 9GHz

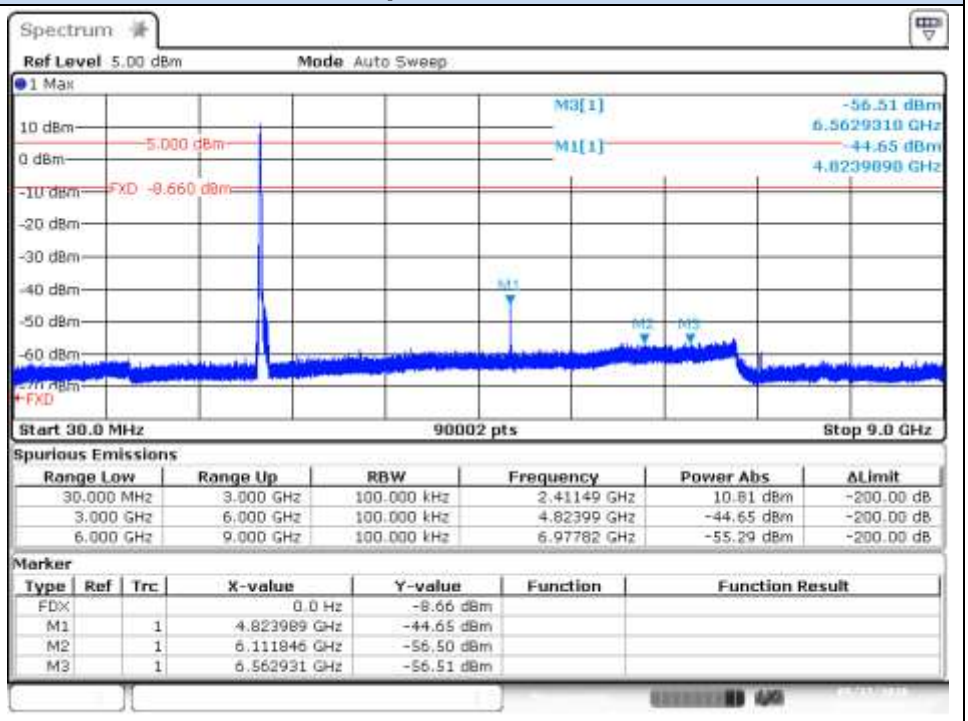

Spurious Emissions

Range Low	Range Up	RBW	Frequency	Power Abs	ΔLimit
30.000 MHz	3.000 GHz	100.000 kHz	2.41149 GHz	10.81 dBm	-200.00 dB
3.000 GHz	6.000 GHz	100.000 kHz	4.82399 GHz	-44.65 dBm	-200.00 dB
6.000 GHz	9.000 GHz	100.000 kHz	6.97782 GHz	-55.29 dBm	-200.00 dB

Marker

Type	Ref	Trc	X-value	Y-value	Function	Function Result
FDX			0.0 Hz	-8.66 dBm		
M1		1	4.823989 GHz	-44.65 dBm		
M2		1	6.111846 GHz	-56.50 dBm		
M3		1	6.562931 GHz	-56.51 dBm		

Date: 17.MAY.2016 14:35:14

Cond Spur, 9GHz – 18GHz

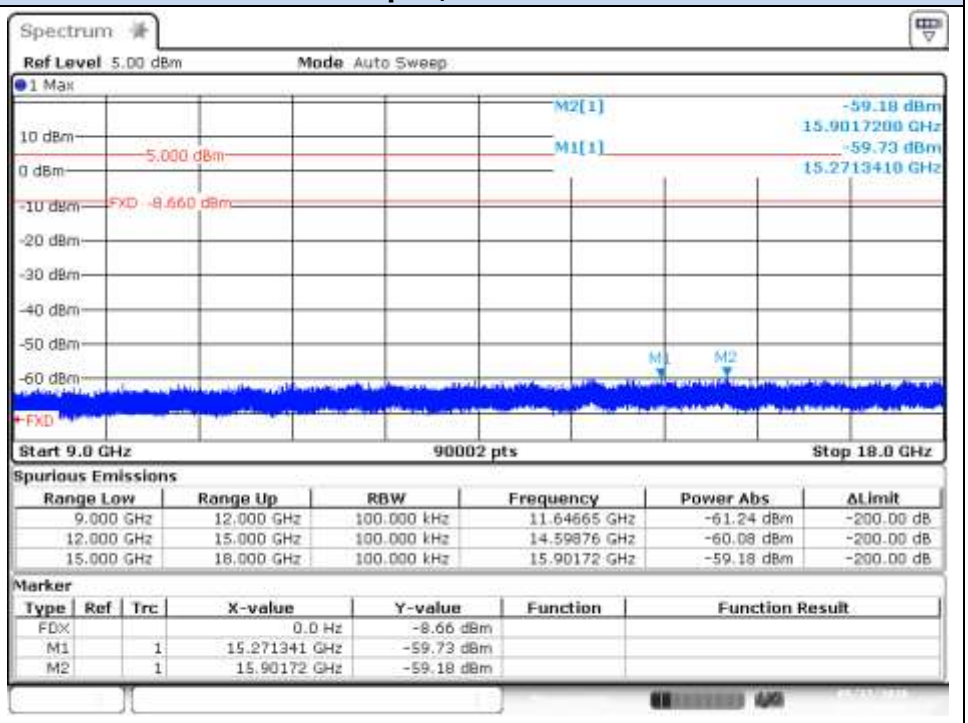

Spurious Emissions

Range Low	Range Up	RBW	Frequency	Power Abs	ΔLimit
9.000 GHz	12.000 GHz	100.000 kHz	11.64665 GHz	-61.24 dBm	-200.00 dB
12.000 GHz	15.000 GHz	100.000 kHz	14.59876 GHz	-60.08 dBm	-200.00 dB
15.000 GHz	18.000 GHz	100.000 kHz	15.90172 GHz	-59.18 dBm	-200.00 dB

Marker

Type	Ref	Trc	X-value	Y-value	Function	Function Result
FDX			0.0 Hz	-8.66 dBm		
M1		1	15.271341 GHz	-59.73 dBm		
M2		1	15.90172 GHz	-59.18 dBm		

Date: 17.MAY.2016 14:37:11

Printed copies are not controlled documents

Cond Spur, 18GHz – 26.5GHz

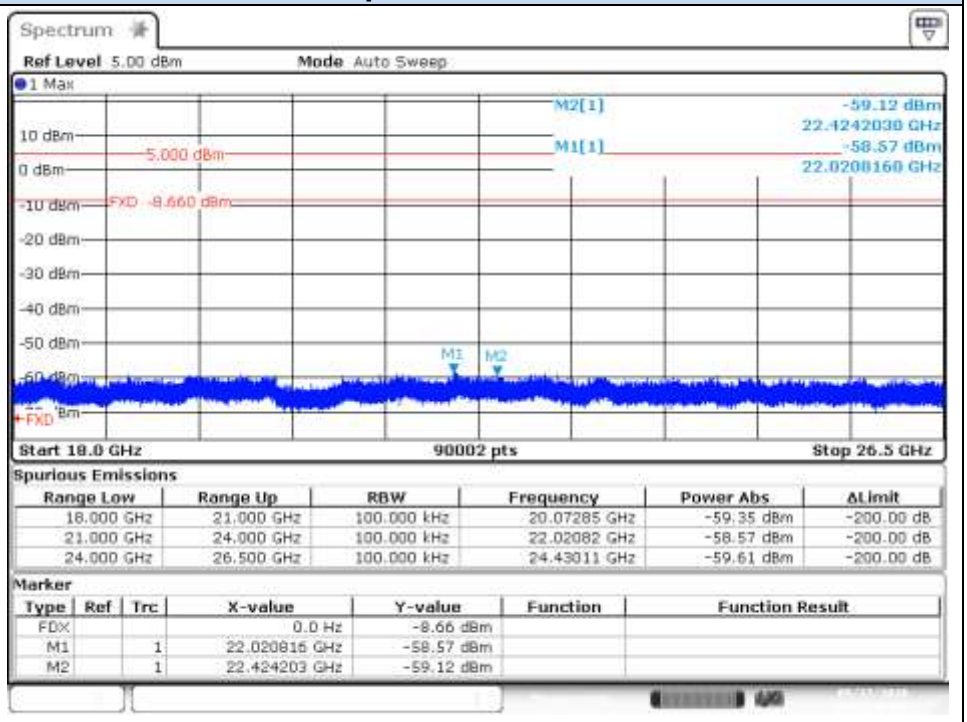

Spurious Emissions

Range Low	Range Up	RBW	Frequency	Power Abs	ΔLimit
18.000 GHz	21.000 GHz	100.000 kHz	20.07285 GHz	-59.35 dBm	-200.00 dB
21.000 GHz	24.000 GHz	100.000 kHz	22.02082 GHz	-58.57 dBm	-200.00 dB
24.000 GHz	26.500 GHz	100.000 kHz	24.43011 GHz	-59.61 dBm	-200.00 dB

Marker

Type	Ref	Trc	X-value	Y-value	Function	Function Result
FDX			0.0 Hz	-8.66 dBm		
M1		1	22.020816 GHz	-58.57 dBm		
M2		1	22.424203 GHz	-59.12 dBm		

Date: 17.MAY.2016 14:37:46

Printed copies are not controlled documents

802.11b, 1Mbps – Chain B, CH7

Cond Spur, 30MHz – 9GHz

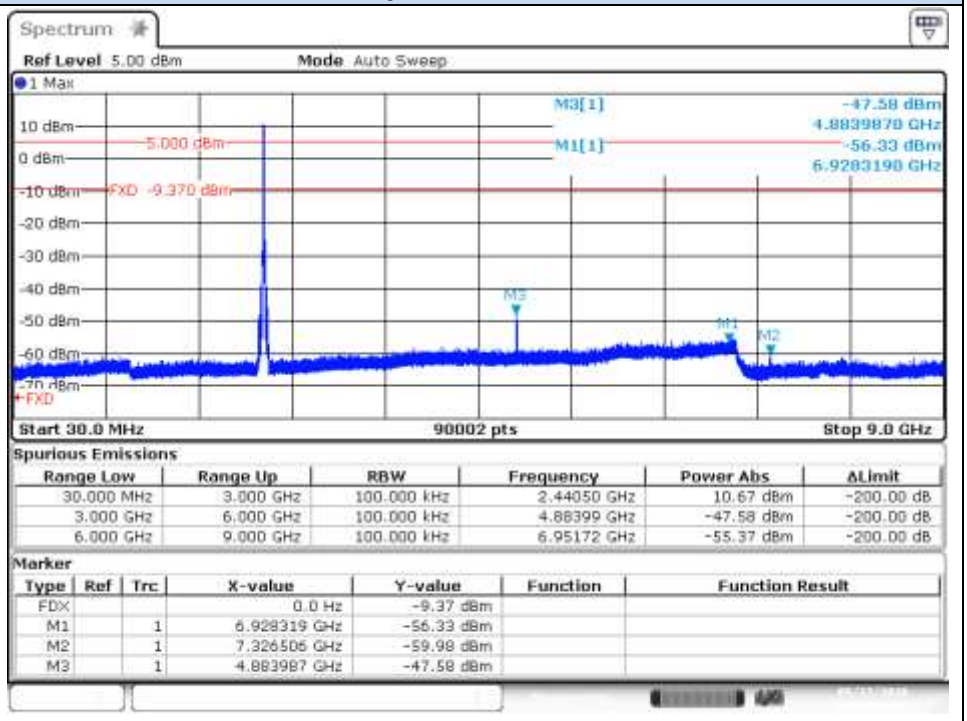

Spurious Emissions

Range Low	Range Up	RBW	Frequency	Power Abs	ΔLimit
30.000 MHz	3.000 GHz	100.000 kHz	2.44050 GHz	10.67 dBm	-200.00 dB
3.000 GHz	6.000 GHz	100.000 kHz	4.88399 GHz	-47.58 dBm	-200.00 dB
6.000 GHz	9.000 GHz	100.000 kHz	6.95172 GHz	-55.37 dBm	-200.00 dB

Marker

Type	Ref	Trc	X-value	Y-value	Function	Function Result
FDX			0.0 Hz	-9.37 dBm		
M1		1	6.928319 GHz	-56.33 dBm		
M2		1	7.326506 GHz	-59.98 dBm		
M3		1	4.883987 GHz	-47.58 dBm		

Date: 17.MAY.2016 15:04:41

Cond Spur, 9GHz – 18GHz

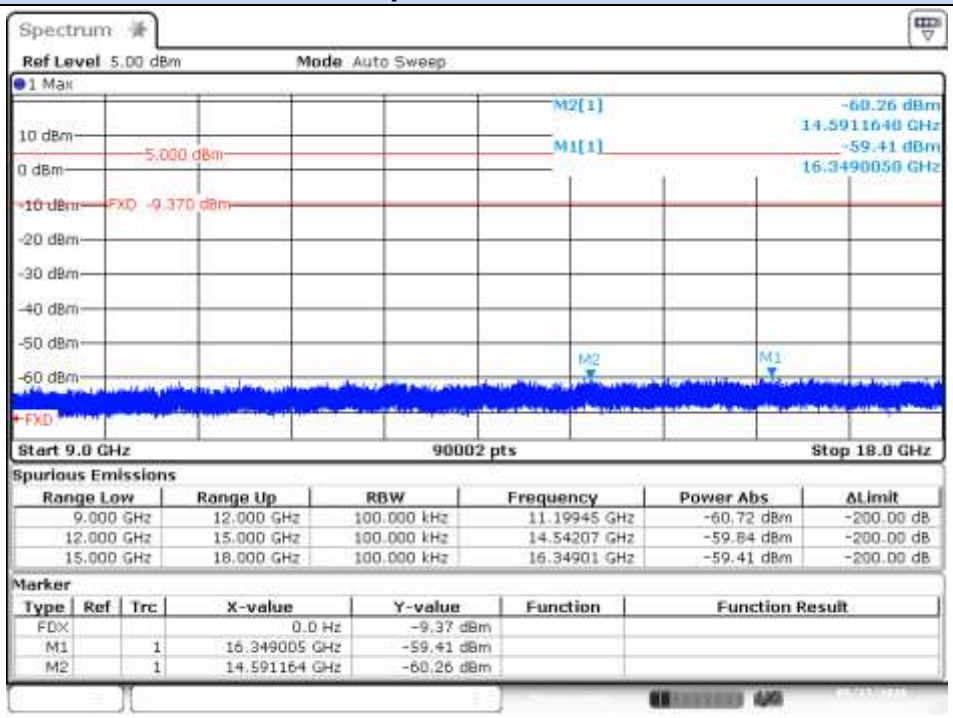

Spurious Emissions

Range Low	Range Up	RBW	Frequency	Power Abs	ΔLimit
9.000 GHz	12.000 GHz	100.000 kHz	11.19945 GHz	-60.72 dBm	-200.00 dB
12.000 GHz	15.000 GHz	100.000 kHz	14.54207 GHz	-59.84 dBm	-200.00 dB
15.000 GHz	18.000 GHz	100.000 kHz	16.34901 GHz	-59.41 dBm	-200.00 dB

Marker

Type	Ref	Trc	X-value	Y-value	Function	Function Result
FDX			0.0 Hz	-9.37 dBm		
M1		1	16.349005 GHz	-59.41 dBm		
M2		1	14.591164 GHz	-60.26 dBm		

Date: 17.MAY.2016 15:05:27

Printed copies are not controlled documents

Cond Spur, 18GHz – 26.5GHz

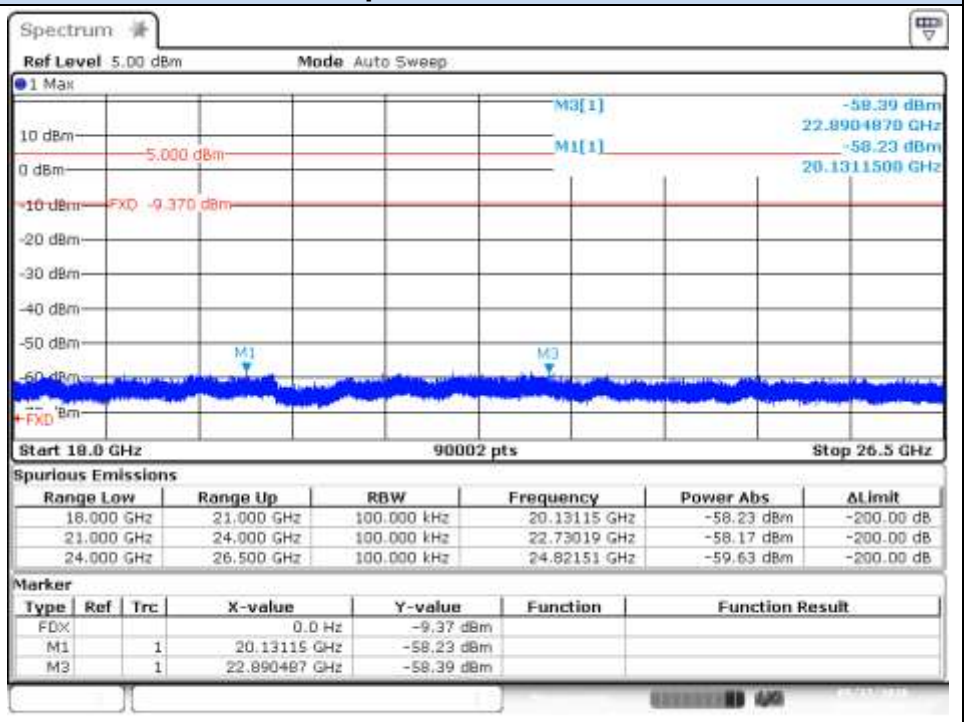

Spurious Emissions

Range Low	Range Up	RBW	Frequency	Power Abs	ΔLimit
18.000 GHz	21.000 GHz	100.000 kHz	20.13115 GHz	-58.23 dBm	-200.00 dB
21.000 GHz	24.000 GHz	100.000 kHz	22.73019 GHz	-58.17 dBm	-200.00 dB
24.000 GHz	26.500 GHz	100.000 kHz	24.82151 GHz	-59.63 dBm	-200.00 dB

Marker

Type	Ref	Trc	X-value	Y-value	Function	Function Result
FDX			0.0 Hz	-9.37 dBm		
M1		1	20.13115 GHz	-58.23 dBm		
M3		1	22.890487 GHz	-58.39 dBm		

Printed copies are not controlled documents

802.11b, 1Mbps – Chain B, CH11

Cond Spur, 30MHz – 9GHz

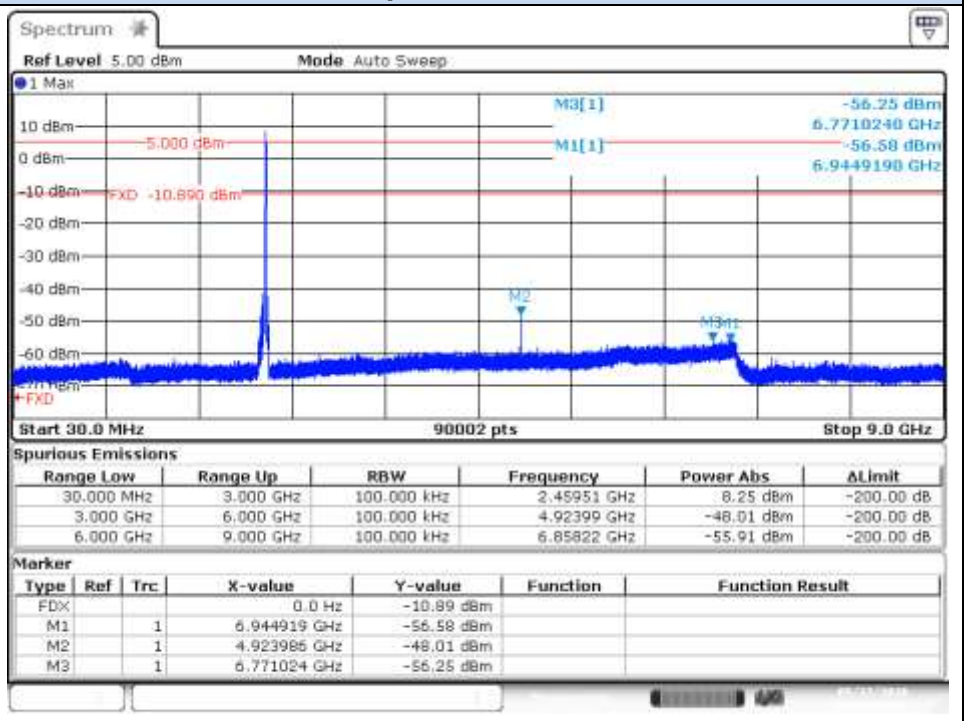

Spurious Emissions

Range Low	Range Up	RBW	Frequency	Power Abs	ΔLimit
30.000 MHz	3.000 GHz	100.000 kHz	2.45951 GHz	8.25 dBm	-200.00 dB
3.000 GHz	6.000 GHz	100.000 kHz	4.92399 GHz	-48.01 dBm	-200.00 dB
6.000 GHz	9.000 GHz	100.000 kHz	6.85822 GHz	-55.91 dBm	-200.00 dB

Marker

Type	Ref	Trc	X-value	Y-value	Function	Function Result
FDX			0.0 Hz	-10.89 dBm		
M1		1	6.944919 GHz	-56.58 dBm		
M2		1	4.923986 GHz	-48.01 dBm		
M3		1	6.771024 GHz	-56.25 dBm		

Date: 17.MAY.2016 15:17:35

Cond Spur, 9GHz – 18GHz

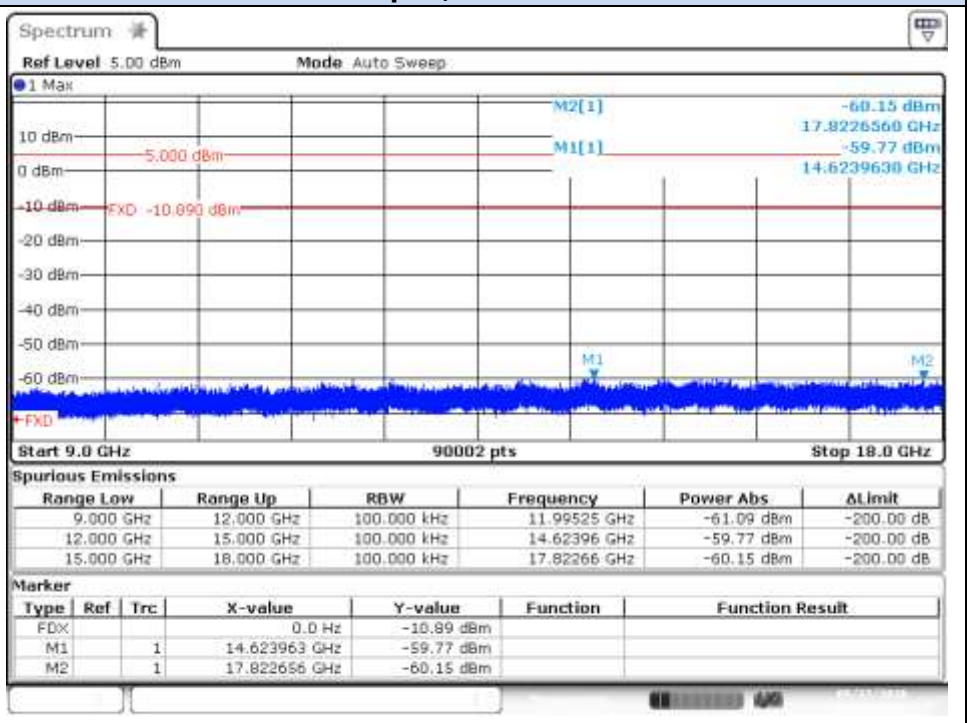

Spurious Emissions

Range Low	Range Up	RBW	Frequency	Power Abs	ΔLimit
9.000 GHz	12.000 GHz	100.000 kHz	11.99525 GHz	-61.09 dBm	-200.00 dB
12.000 GHz	15.000 GHz	100.000 kHz	14.62396 GHz	-59.77 dBm	-200.00 dB
15.000 GHz	18.000 GHz	100.000 kHz	17.82266 GHz	-60.15 dBm	-200.00 dB

Marker

Type	Ref	Trc	X-value	Y-value	Function	Function Result
FDX			0.0 Hz	-10.89 dBm		
M1		1	14.623963 GHz	-59.77 dBm		
M2		1	17.822656 GHz	-60.15 dBm		

Date: 17.MAY.2016 15:18:04

Printed copies are not controlled documents

Cond Spur, 18GHz – 26.5GHz

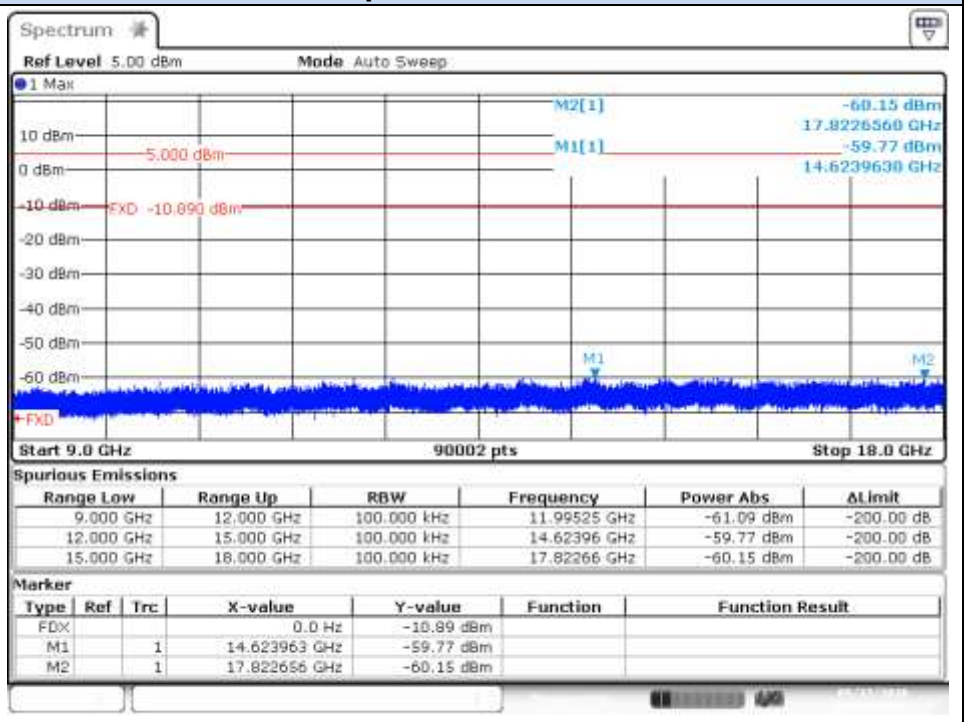

Spurious Emissions

Range Low	Range Up	RBW	Frequency	Power Abs	ΔLimit
9.000 GHz	12.000 GHz	100.000 kHz	11.99525 GHz	-61.09 dBm	-200.00 dB
12.000 GHz	15.000 GHz	100.000 kHz	14.62396 GHz	-59.77 dBm	-200.00 dB
15.000 GHz	18.000 GHz	100.000 kHz	17.82266 GHz	-60.15 dBm	-200.00 dB

Marker

Type	Ref	Trc	X-value	Y-value	Function	Function Result
FIX			0.0 Hz	-10.89 dBm		
M1		1	14.623963 GHz	-59.77 dBm		
M2		1	17.822656 GHz	-60.15 dBm		

Printed copies are not controlled documents

802.11b, 1Mbps – Chain B, CH12

Cond Spur, 30MHz – 9GHz

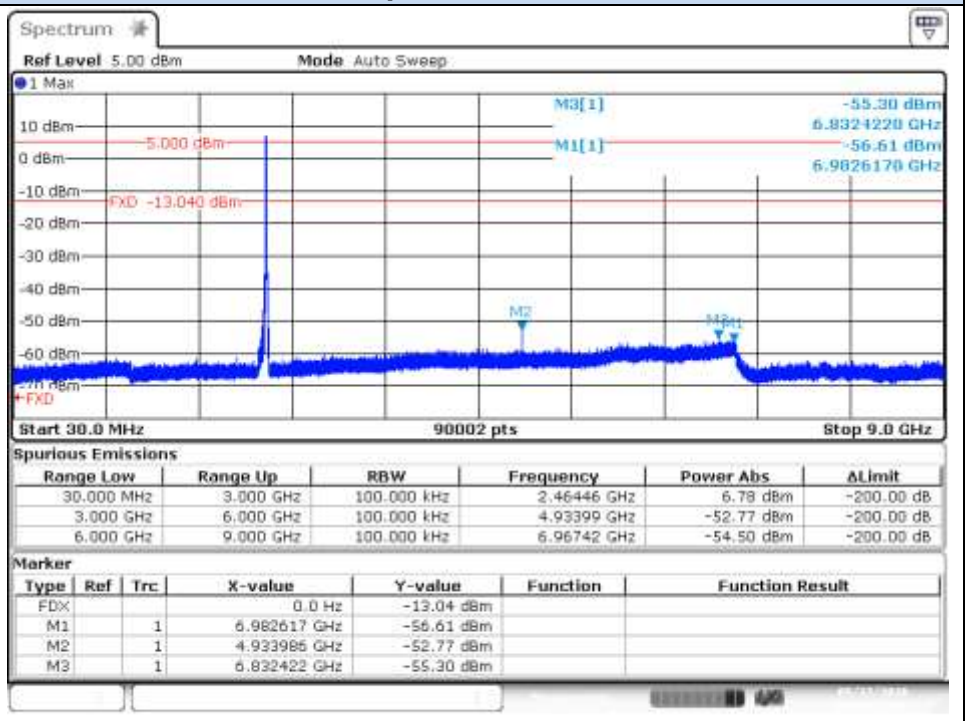

Spurious Emissions

Range Low	Range Up	RBW	Frequency	Power Abs	ΔLimit
30.000 MHz	3.000 GHz	100.000 kHz	2.46446 GHz	6.78 dBm	-200.00 dB
3.000 GHz	6.000 GHz	100.000 kHz	4.93399 GHz	-52.77 dBm	-200.00 dB
6.000 GHz	9.000 GHz	100.000 kHz	6.96742 GHz	-54.50 dBm	-200.00 dB

Marker

Type	Ref	Trc	X-value	Y-value	Function	Function Result
FDX			0.0 Hz	-13.04 dBm		
M1		1	6.982617 GHz	-56.61 dBm		
M2		1	4.933986 GHz	-52.77 dBm		
M3		1	6.832422 GHz	-55.30 dBm		

Date: 17.MAY.2016 15:29:52

Cond Spur, 9GHz – 18GHz

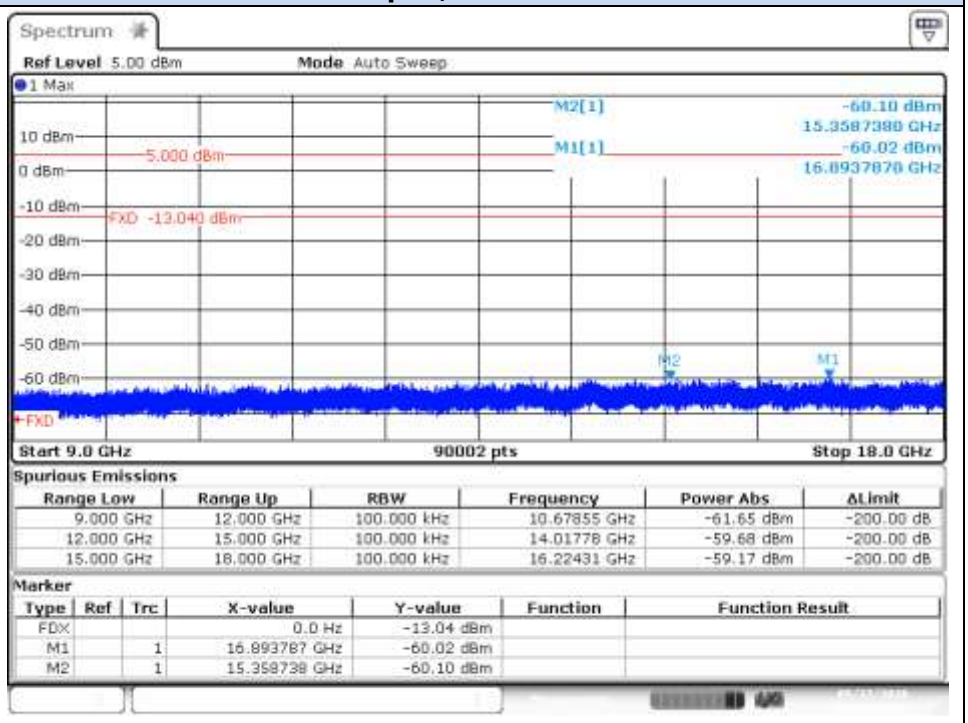

Spurious Emissions

Range Low	Range Up	RBW	Frequency	Power Abs	ΔLimit
9.000 GHz	12.000 GHz	100.000 kHz	10.67855 GHz	-61.65 dBm	-200.00 dB
12.000 GHz	15.000 GHz	100.000 kHz	14.01778 GHz	-59.68 dBm	-200.00 dB
15.000 GHz	18.000 GHz	100.000 kHz	16.22431 GHz	-59.17 dBm	-200.00 dB

Marker

Type	Ref	Trc	X-value	Y-value	Function	Function Result
FDX			0.0 Hz	-13.04 dBm		
M1		1	16.893787 GHz	-60.02 dBm		
M2		1	15.358738 GHz	-60.10 dBm		

Date: 17.MAY.2016 15:30:19

Printed copies are not controlled documents

Cond Spur, 18GHz – 26.5GHz

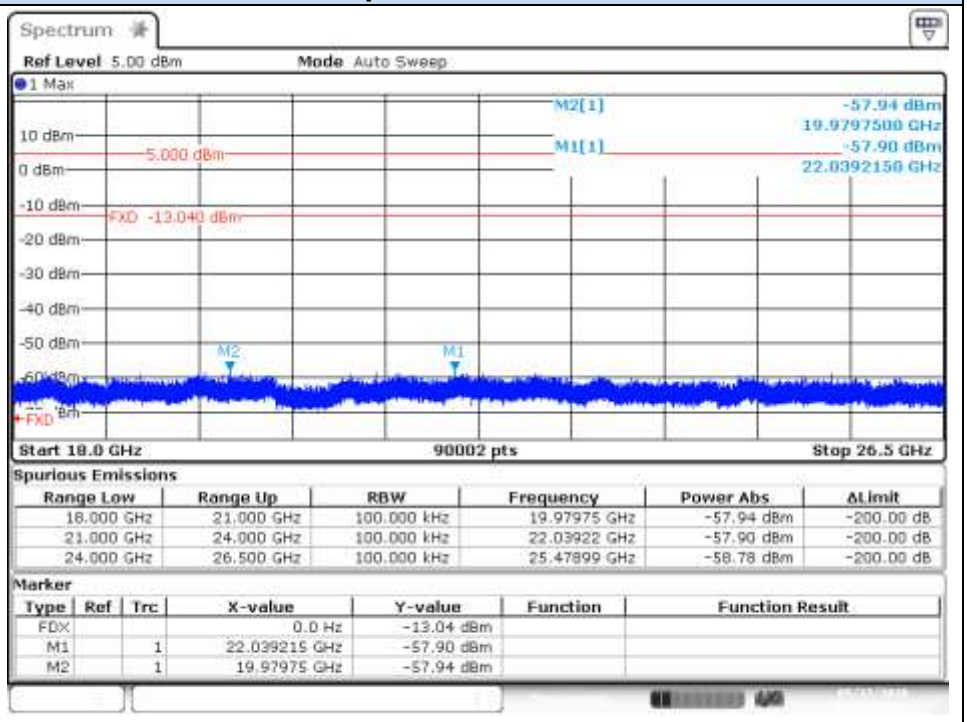

Spurious Emissions

Range Low	Range Up	RBW	Frequency	Power Abs	ΔLimit
18.000 GHz	21.000 GHz	100.000 kHz	19.97975 GHz	-57.94 dBm	-200.00 dB
21.000 GHz	24.000 GHz	100.000 kHz	22.03922 GHz	-57.90 dBm	-200.00 dB
24.000 GHz	26.500 GHz	100.000 kHz	25.47899 GHz	-58.78 dBm	-200.00 dB

Marker

Type	Ref	Trc	X-value	Y-value	Function	Function Result
FDX			0.0 Hz	-13.04 dBm		
M1		1	22.039215 GHz	-57.90 dBm		
M2		1	19.97975 GHz	-57.94 dBm		

Date: 17.MAY.2016 15:31:01

Printed copies are not controlled documents

802.11b, 1Mbps – Chain B, CH13

Cond Spur, 30MHz – 9GHz

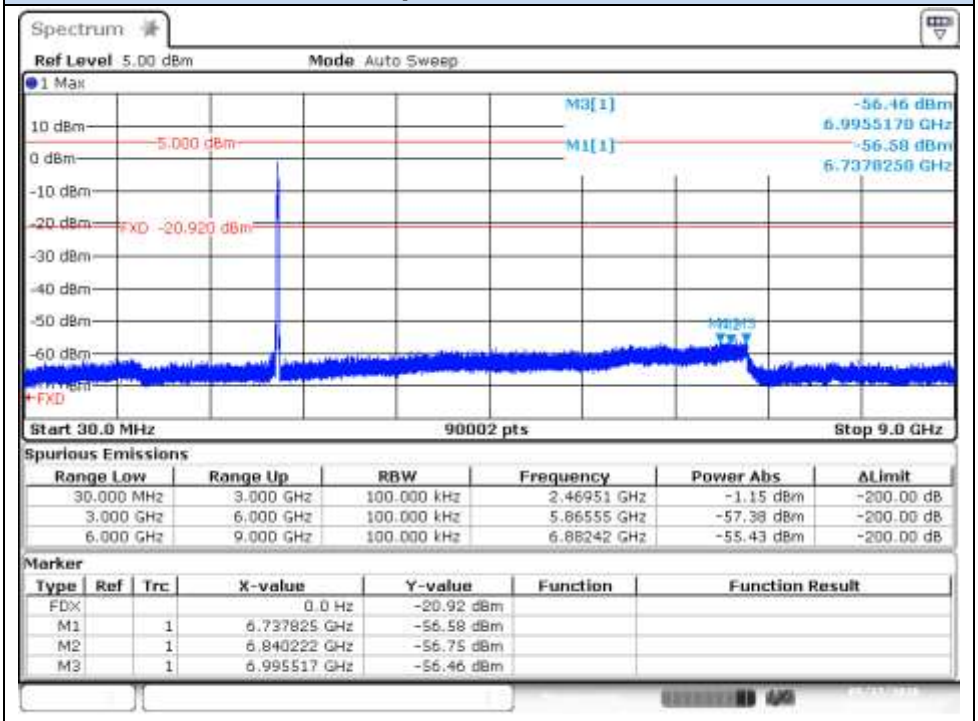

Spurious Emissions

Range Low	Range Up	RBW	Frequency	Power Abs	ΔLimit
30.000 MHz	3.000 GHz	100.000 kHz	2.46951 GHz	-1.15 dBm	-200.00 dB
3.000 GHz	6.000 GHz	100.000 kHz	5.86555 GHz	-57.38 dBm	-200.00 dB
6.000 GHz	9.000 GHz	100.000 kHz	6.88242 GHz	-55.43 dBm	-200.00 dB

Marker

Type	Ref	Trc	X-value	Y-value	Function	Function Result
FDX			0.0 Hz	-20.92 dBm		
M1		1	6.737825 GHz	-56.58 dBm		
M2		1	6.840222 GHz	-56.75 dBm		
M3		1	6.995517 GHz	-56.46 dBm		

Date: 17.MAY.2016 15:43:29

Cond Spur, 9GHz – 18GHz

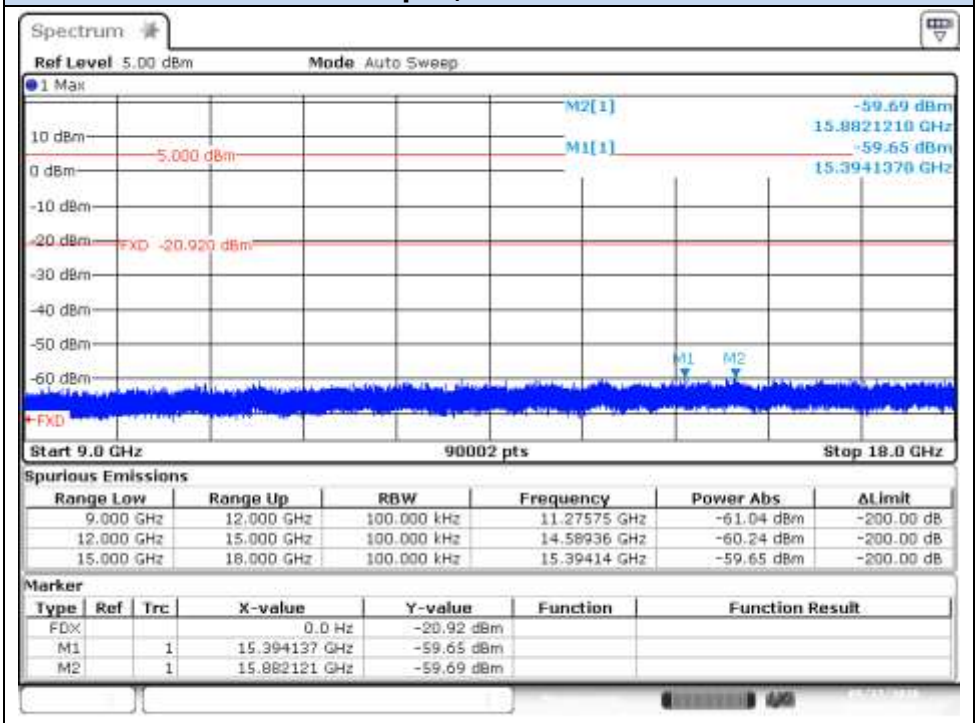

Spurious Emissions

Range Low	Range Up	RBW	Frequency	Power Abs	ΔLimit
9.000 GHz	12.000 GHz	100.000 kHz	11.27575 GHz	-61.04 dBm	-200.00 dB
12.000 GHz	15.000 GHz	100.000 kHz	14.58936 GHz	-60.24 dBm	-200.00 dB
15.000 GHz	18.000 GHz	100.000 kHz	15.39414 GHz	-59.65 dBm	-200.00 dB

Marker

Type	Ref	Trc	X-value	Y-value	Function	Function Result
FDX			0.0 Hz	-20.92 dBm		
M1		1	15.394137 GHz	-59.65 dBm		
M2		1	15.882121 GHz	-59.69 dBm		

Date: 17.MAY.2016 15:43:55

Printed copies are not controlled documents

Cond Spur, 18GHz – 26.5GHz

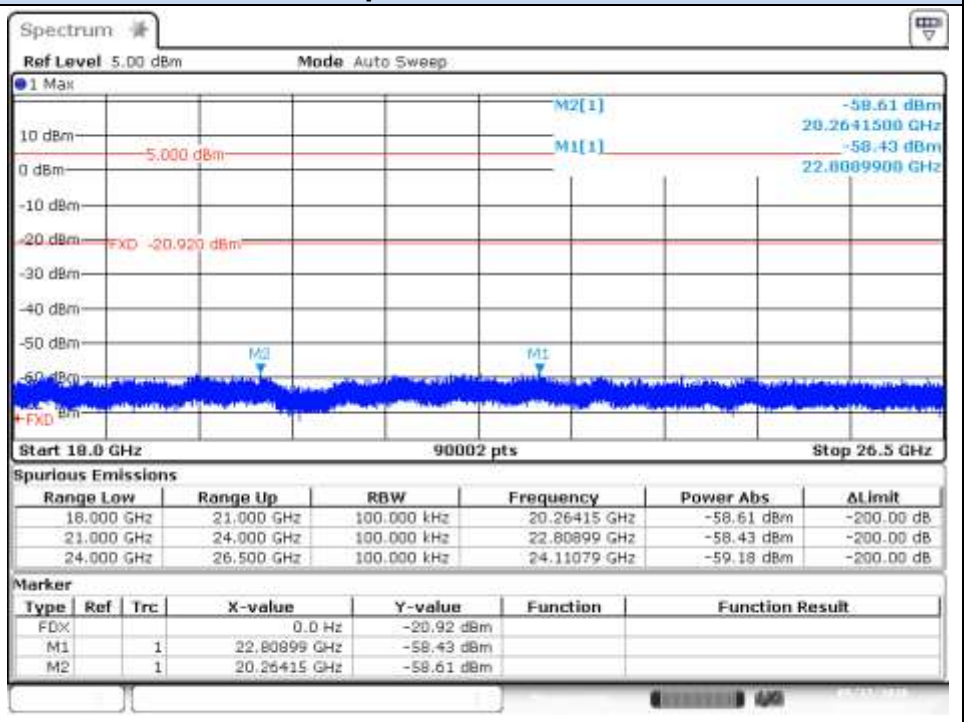

Spurious Emissions

Range Low	Range Up	RBW	Frequency	Power Abs	ΔLimit
18.000 GHz	21.000 GHz	100.000 kHz	20.26415 GHz	-58.61 dBm	-200.00 dB
21.000 GHz	24.000 GHz	100.000 kHz	22.80899 GHz	-58.43 dBm	-200.00 dB
24.000 GHz	26.500 GHz	100.000 kHz	24.11079 GHz	-59.18 dBm	-200.00 dB

Marker

Type	Ref	Trc	X-value	Y-value	Function	Function Result
FDX			0.0 Hz	-20.92 dBm		
M1		1	22.80899 GHz	-58.43 dBm		
M2		1	20.26415 GHz	-58.61 dBm		

Date: 17.MAY.2016 15:44:24

Printed copies are not controlled documents

802.11g, 6Mbps – Chain A, CH1

Cond Spur, 30MHz – 9GHz

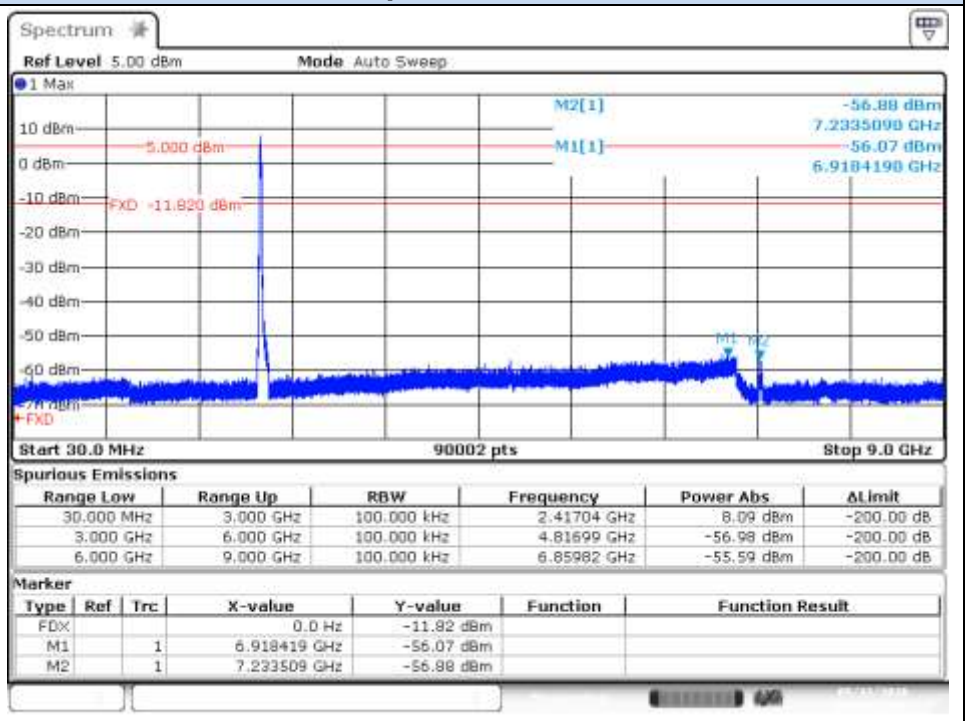

Spurious Emissions

Range Low	Range Up	RBW	Frequency	Power Abs	ΔLimit
30.000 MHz	3.000 GHz	100.000 kHz	2.41704 GHz	8.09 dBm	-200.00 dB
3.000 GHz	6.000 GHz	100.000 kHz	4.81699 GHz	-56.98 dBm	-200.00 dB
6.000 GHz	9.000 GHz	100.000 kHz	6.85982 GHz	-55.59 dBm	-200.00 dB

Marker

Type	Ref	Trc	X-value	Y-value	Function	Function Result
FDX			0.0 Hz	-11.82 dBm		
M1		1	6.918419 GHz	-56.07 dBm		
M2		1	7.233509 GHz	-56.88 dBm		

Date: 12.MAY.2016 10:59:13

Cond Spur, 9GHz – 18GHz

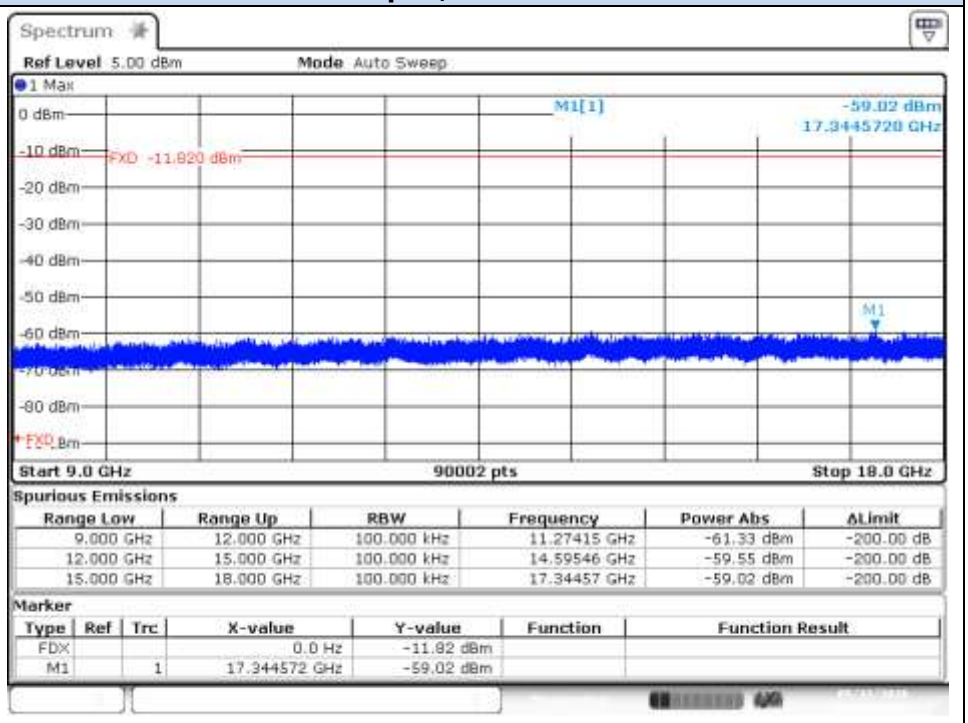

Spurious Emissions

Range Low	Range Up	RBW	Frequency	Power Abs	ΔLimit
9.000 GHz	12.000 GHz	100.000 kHz	11.27415 GHz	-61.33 dBm	-200.00 dB
12.000 GHz	15.000 GHz	100.000 kHz	14.59546 GHz	-59.55 dBm	-200.00 dB
15.000 GHz	18.000 GHz	100.000 kHz	17.34457 GHz	-59.02 dBm	-200.00 dB

Marker

Type	Ref	Trc	X-value	Y-value	Function	Function Result
FDX			0.0 Hz	-11.82 dBm		
M1		1	17.344572 GHz	-59.02 dBm		

Date: 12.MAY.2016 11:02:51

Printed copies are not controlled documents