EUT (airPoint XO2) – Main Board Component View



EUT (airPoint XO2) – Main Board Solder View



EUT (airPoint XO2) - Board and Housing View



EUT (PoE Outdoor) – Component View



EUT (PoE Outdoor) – Solder View



Radio A – Top View with Cover



Radio A – Top View without Cover



Radio A – Bottom View



Radio B – Top View with Cover



Radio B – Top View without Cover



Radio B – Bottom View



Closer View of Radio A and B's Transceiver without Cover



Antenna 1: WISP 24013-120PTNF 13dBi 120 degree, Sector Panel Top View

Antenna 1: WISP 24013-120PTNF 13dBi 120 degree, Sector Panel Bottom View



Antenna 2: WISP 24014-90PTNF 14dBi 90 Degree, Sector Panel Top View

Antenna 2: WISP 24014-90PTNF 14dBi 90 Degree, Sector Panel Bottom View



Antenna 3: WISP 24024 PTNF 24dBi parabolic Grid Front View

Antenna 3: WISP 24024 PTNF 24dBi parabolic Grid Rear View



Antenna 4: PAWOD24-12 12dBi Omni Directional Antenna View

Antenna 5: PAWSA24-16 16.5dBi Horizontally Polarized 90 Degree Sector Antenna Top View



Antenna 5: PAWSA24-16 16.5dBi Horizontally Polarized 90 Degree Sector Antenna Bottom View

Antenna 6: PAWDC24-HD-PFIP 24dBi Die Cast Antenna Front View

Antenna 6: PAWDC24-HD-PFIP 24dBi Die Cast Antenna Side View

Antenna 7: PAWODH24-13 13dBi Horizontally Polarized Sector Antenna Top View



Antenna 7: PAWODH24-13 13dBi Horizontally Polarized Sector Antenna Bottom View



Antenna 8: PAWSA24-17 17dBi Vertically Polarized90 Degree Sector Antenna Top View

Antenna 8: PAWSA24-17 17dBi Vertically Polarized 90 Degree Sector Antenna Bottom View

Antenna 9: PAWSA24-16 16.5dBi Vertically Polarized 120 Degree Sector Antenna Top View

Antenna 9: PAWSA24-16 16.5dBi Vertically Polarized 120 Degree Sector Antenna Bottom View