ACCURATE TECHNOLOGY CO., LTD.
F1,Bldg,A,Changyuan New Material Port Keyuan Rd,
Science & Industry Park,Nanshan Shenzhen,P.R.China
Site: 1# Chamber
Tel:+86-0755-26503290
Fax:+86-0755-26503396

Job No.: star2014 #1988	Polarization: Horizontal
Standard: FCC Class B 3M Radiated	Power Source: AC 120V/50Hz
Test item: Radiation Test	Date: 15/04/09/
Temp.(C)/Hum.(%) 25 C / 55 %	Time: 11/18/35
EUT: MID	Engineer Signature: STAR
Mode: TX Channel 11(802.11b)	Distance: 3m
Model: PC803BXC	
Manufacturer: Natural Sound	

Note: Report No.:ATE20150661

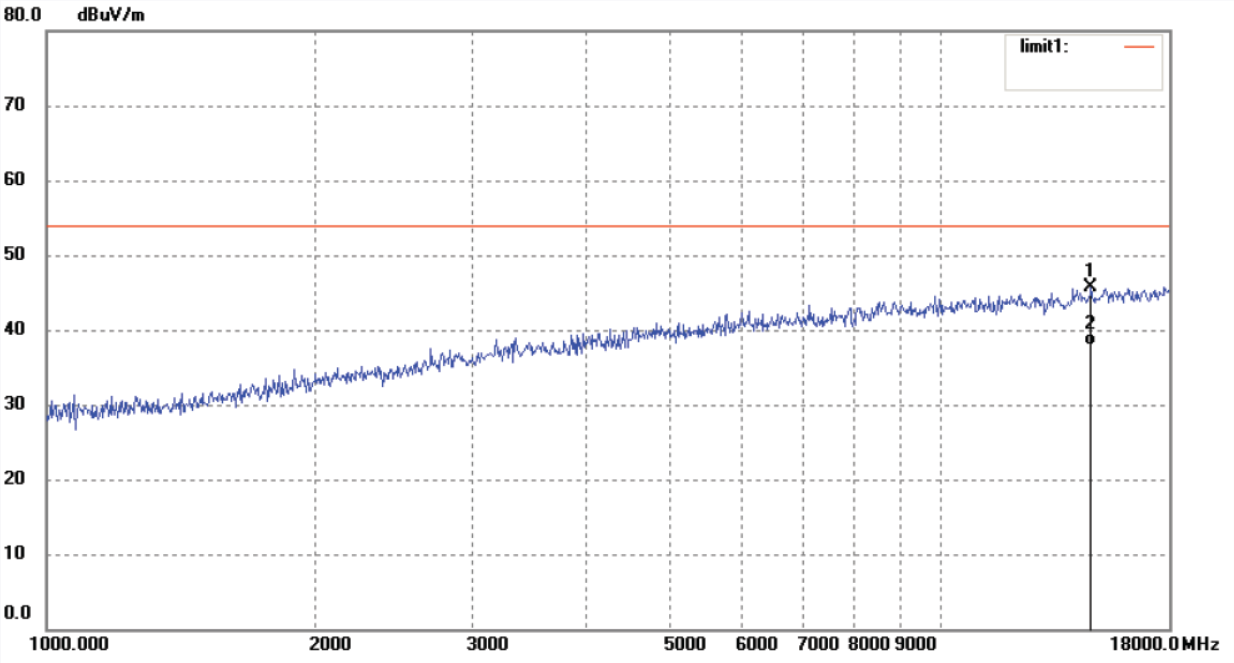

No.	Freq. (MHz)	Reading (dBuV/m)	Factor (dB)	Result (dBuV/m)	Limit (dBuV/m)	Margin (dB)	Detector	Height (cm)	Degree (deg.)	Remark
1	14724.757	31.49	14.23	45.72	54.00	-8.28	peak			
2	14724.757	23.61	14.23	37.84	54.00	-16.16	AVG			

ACCURATE TECHNOLOGY CO., LTD.
F1,Bldg,A,Changyuan New Material Port Keyuan Rd,
Science & Industry Park,Nanshan Shenzhen,P.R.China
Site: 1# Chamber
Tel:+86-0755-26503290
Fax:+86-0755-26503396

Job No.: star2014 #1989	Polarization: Horizontal
Standard: FCC Class B 3M Radiated	Power Source: AC 120V/50Hz
Test item: Radiation Test	Date: 15/04/09/
Temp.(C)/Hum.(%) 25 C / 55 %	Time: 11/22/26
EUT: MID	Engineer Signature: STAR
Mode: TX Channel 1(802.11g)	Distance: 3m
Model: PC803BXC	
Manufacturer: Natural Sound	

Note: Report No.:ATE20150661

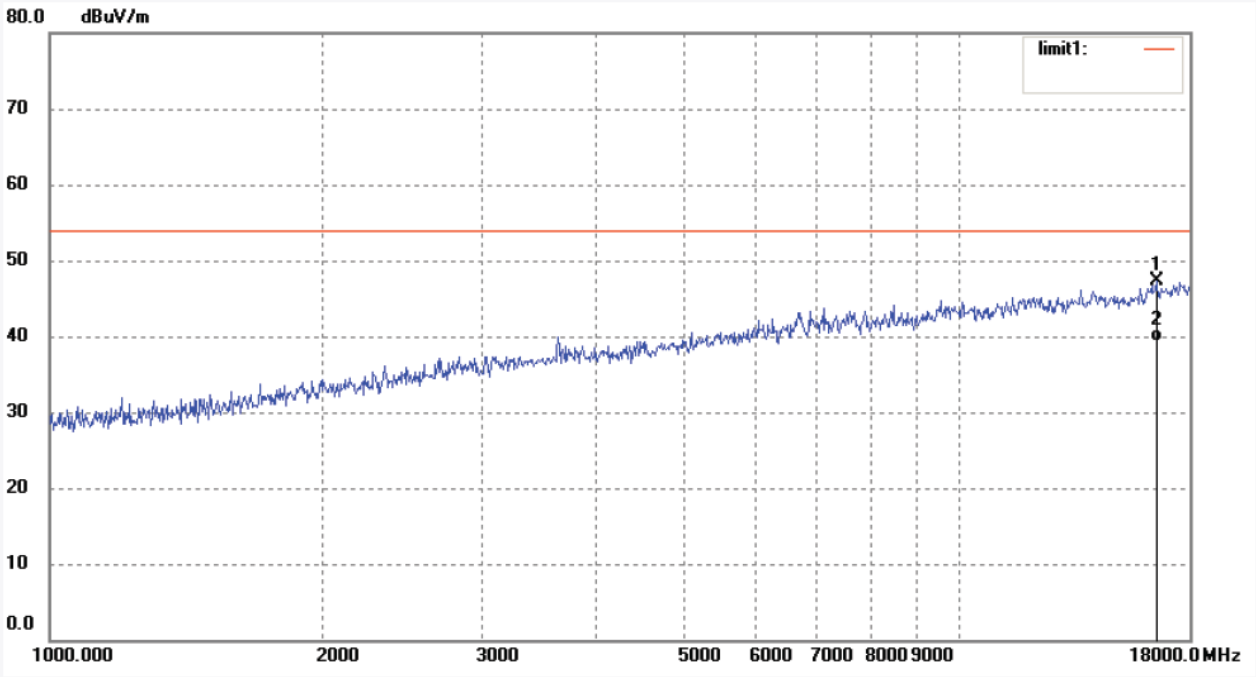

No.	Freq. (MHz)	Reading (dBuV/m)	Factor (dB)	Result (dBuV/m)	Limit (dBuV/m)	Margin (dB)	Detector	Height (cm)	Degree (deg.)	Remark
1	16542.951	33.42	13.80	47.22	54.00	-6.78	peak			
2	16542.951	25.54	13.80	39.34	54.00	-14.66	AVG			

ACCURATE TECHNOLOGY CO., LTD.
F1,Bldg,A,Changyuan New Material Port Keyuan Rd,
Science & Industry Park,Nanshan Shenzhen,P.R.China
Site: 1# Chamber
Tel:+86-0755-26503290
Fax:+86-0755-26503396

Job No.: star2014 #1990	Polarization: Vertical
Standard: FCC Class B 3M Radiated	Power Source: AC 120V/50Hz
Test item: Radiation Test	Date: 15/04/09/
Temp.(C)/Hum.(%) 25 C / 55 %	Time: 11/26/29
EUT: MID	Engineer Signature: STAR
Mode: TX Channel 1(802.11g)	Distance: 3m
Model: PC803BXC	
Manufacturer: Natural Sound	

Note: Report No.:ATE20150661

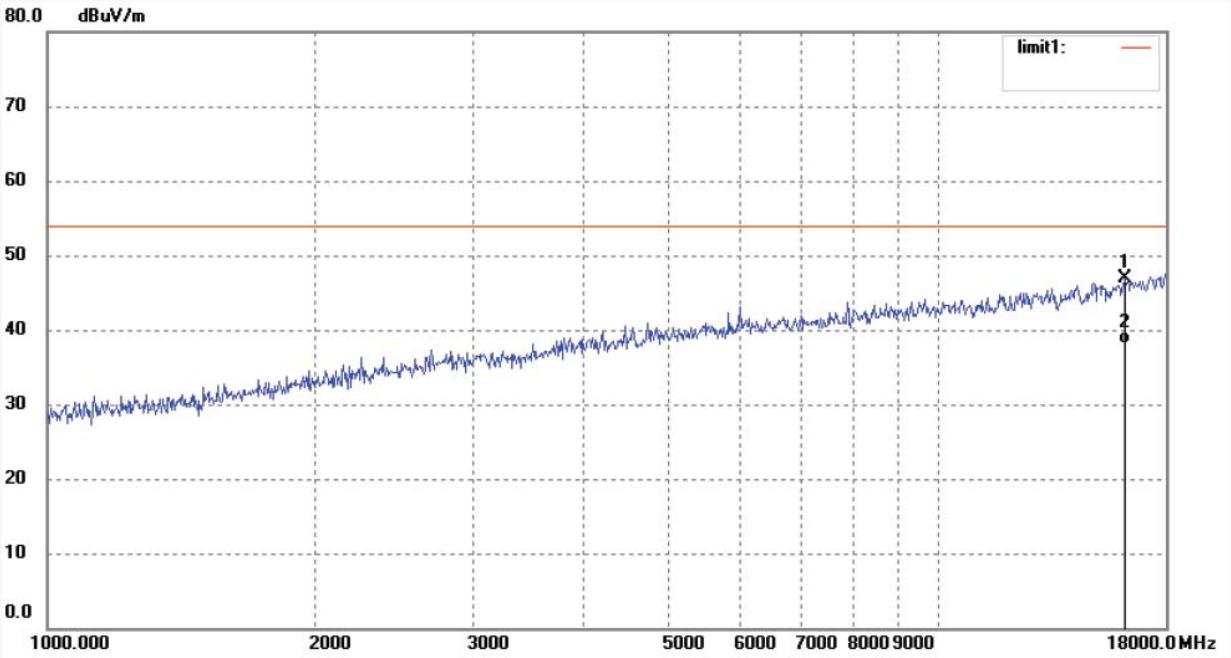

No.	Freq. (MHz)	Reading (dBuV/m)	Factor (dB)	Result (dBuV/m)	Limit (dBuV/m)	Margin (dB)	Detector	Height (cm)	Degree (deg.)	Remark
1	16209.295	33.49	13.41	46.90	54.00	-7.10	peak			
2	16209.295	24.64	13.41	38.05	54.00	-15.95	AVG			

ACCURATE TECHNOLOGY CO., LTD.
F1,Bldg,A,Changyuan New Material Port Keyuan Rd,
Science & Industry Park,Nanshan Shenzhen,P.R.China
Site: 1# Chamber
Tel:+86-0755-26503290
Fax:+86-0755-26503396

Job No.: star2014 #1991	Polarization: Vertical
Standard: FCC Class B 3M Radiated	Power Source: AC 120V/50Hz
Test item: Radiation Test	Date: 15/04/09/
Temp.(C)/Hum.(%) 25 C / 55 %	Time: 11/30/12
EUT: MID	Engineer Signature: STAR
Mode: TX Channel 6(802.11g)	Distance: 3m
Model: PC803BXC	
Manufacturer: Natural Sound	

Note: Report No.:ATE20150661

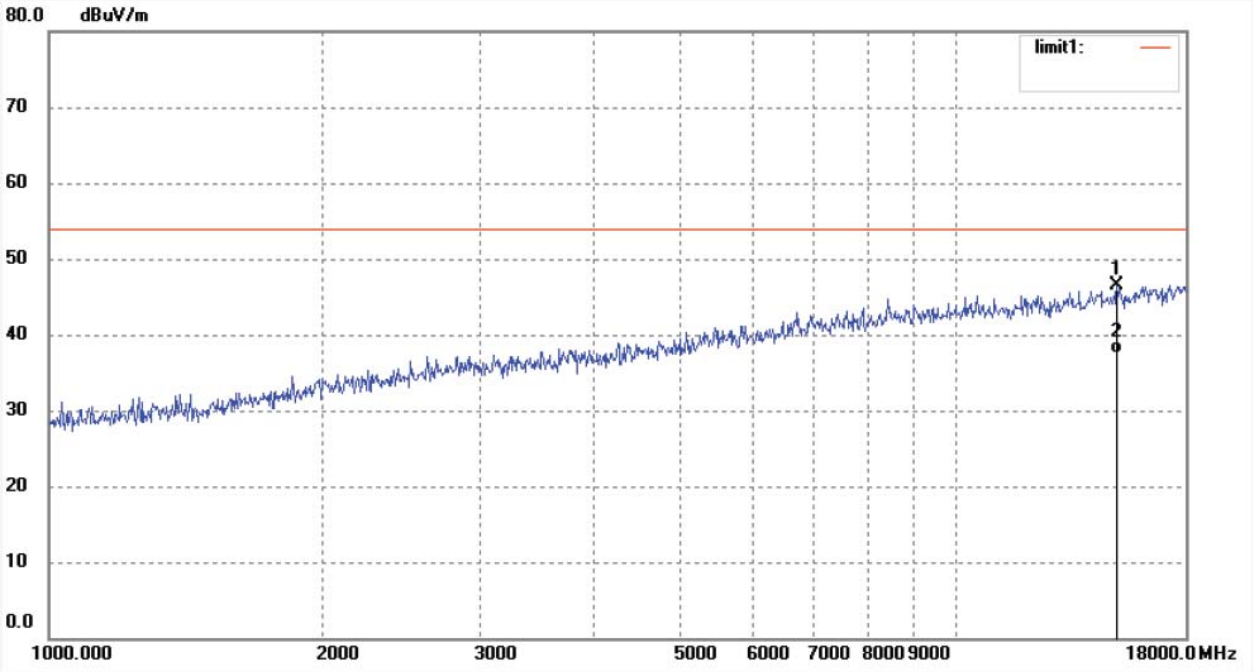

No.	Freq. (MHz)	Reading (dBuV/m)	Factor (dB)	Result (dBuV/m)	Limit (dBuV/m)	Margin (dB)	Detector	Height (cm)	Degree (deg.)	Remark
1	15115.594	32.76	13.71	46.47	54.00	-7.53	peak			
2	15115.594	23.89	13.71	37.60	54.00	-16.40	AVG			

ACCURATE TECHNOLOGY CO., LTD.
F1,Bldg,A,Changyuan New Material Port Keyuan Rd,
Science & Industry Park,Nanshan Shenzhen,P.R.China
Site: 1# Chamber
Tel:+86-0755-26503290
Fax:+86-0755-26503396

Job No.: star2014 #1992	Polarization: Horizontal
Standard: FCC Class B 3M Radiated	Power Source: AC 120V/50Hz
Test item: Radiation Test	Date: 15/04/09/
Temp.(C)/Hum.(%) 25 C / 55 %	Time: 11/33/57
EUT: MID	Engineer Signature: STAR
Mode: TX Channel 6(802.11g)	Distance: 3m
Model: PC803BXC	
Manufacturer: Natural Sound	

Note: Report No.:ATE20150661

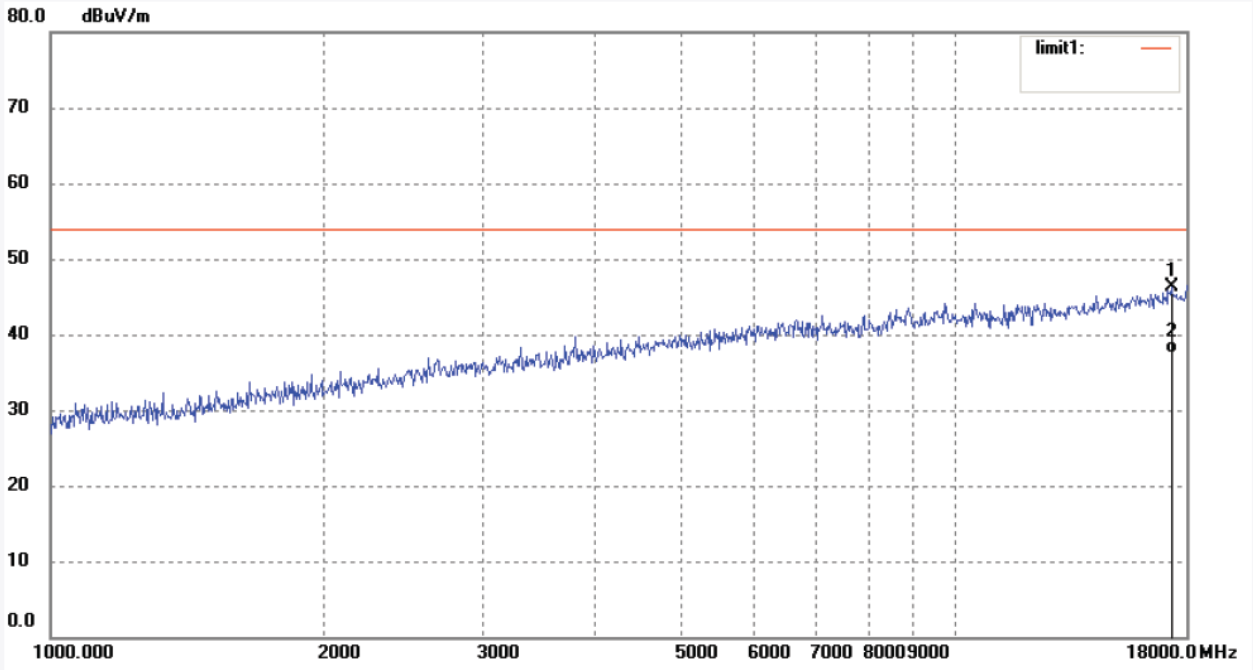

No.	Freq. (MHz)	Reading (dBuV/m)	Factor (dB)	Result (dBuV/m)	Limit (dBuV/m)	Margin (dB)	Detector	Height (cm)	Degree (deg.)	Remark
1	17331.611	29.50	16.72	46.22	54.00	-7.78	peak			
2	17331.611	20.88	16.72	37.60	54.00	-16.40	AVG			

ACCURATE TECHNOLOGY CO., LTD.
F1,Bldg,A,Changyuan New Material Port Keyuan Rd,
Science & Industry Park,Nanshan Shenzhen,P.R.China
Site: 1# Chamber
Tel:+86-0755-26503290
Fax:+86-0755-26503396

Job No.: star2014 #1993	Polarization: Horizontal
Standard: FCC Class B 3M Radiated	Power Source: AC 120V/50Hz
Test item: Radiation Test	Date: 15/04/09/
Temp.(C)/Hum.(%) 25 C / 55 %	Time: 11/37/51
EUT: MID	Engineer Signature: STAR
Mode: TX Channel 11(802.11g)	Distance: 3m
Model: PC803BXC	
Manufacturer: Natural Sound	

Note: Report No.:ATE20150661

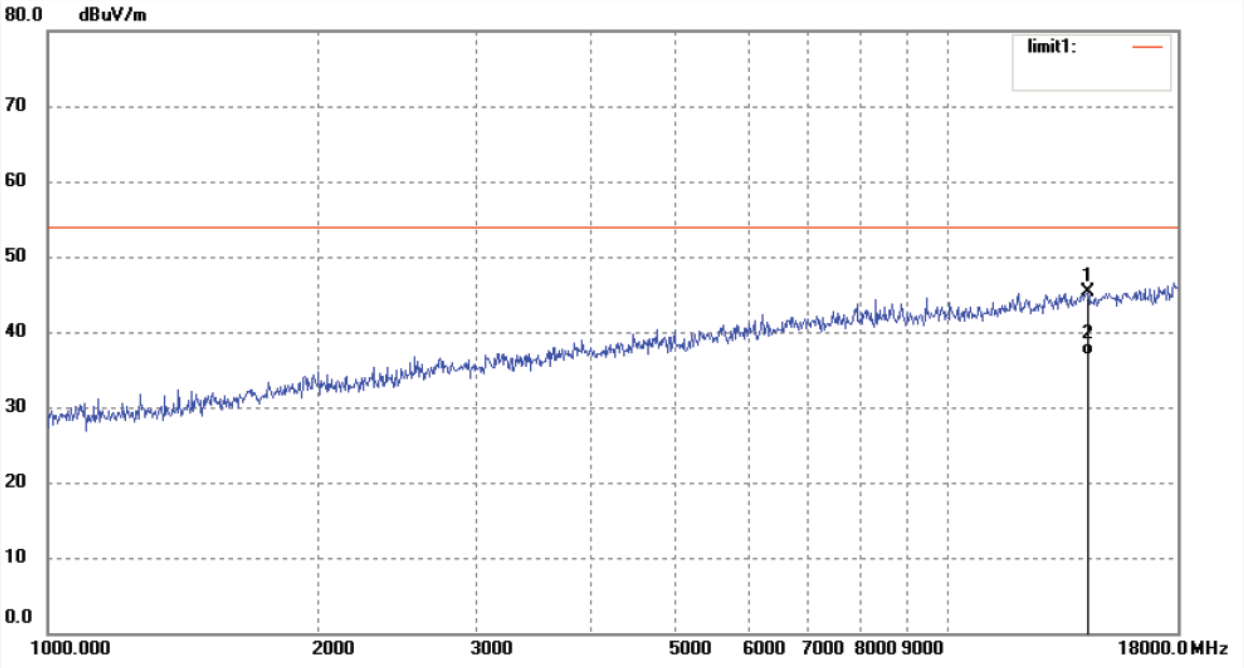

No.	Freq. (MHz)	Reading (dBuV/m)	Factor (dB)	Result (dBuV/m)	Limit (dBuV/m)	Margin (dB)	Detector	Height (cm)	Degree (deg.)	Remark
1	14302.334	31.99	13.40	45.39	54.00	-8.61	peak			
2	14302.334	23.47	13.40	36.87	54.00	-17.13	AVG			

ACCURATE TECHNOLOGY CO., LTD.
F1,Bldg,A,Changyuan New Material Port Keyuan Rd,
Science & Industry Park,Nanshan Shenzhen,P.R.China
Site: 1# Chamber
Tel:+86-0755-26503290
Fax:+86-0755-26503396

Job No.: star2014 #1994	Polarization: Vertical
Standard: FCC Class B 3M Radiated	Power Source: AC 120V/50Hz
Test item: Radiation Test	Date: 15/04/09/
Temp.(C)/Hum.(%) 25 C / 55 %	Time: 11/40/32
EUT: MID	Engineer Signature: STAR
Mode: TX Channel 11(802.11g)	Distance: 3m
Model: PC803BXC	
Manufacturer: Natural Sound	

Note: Report No.:ATE20150661

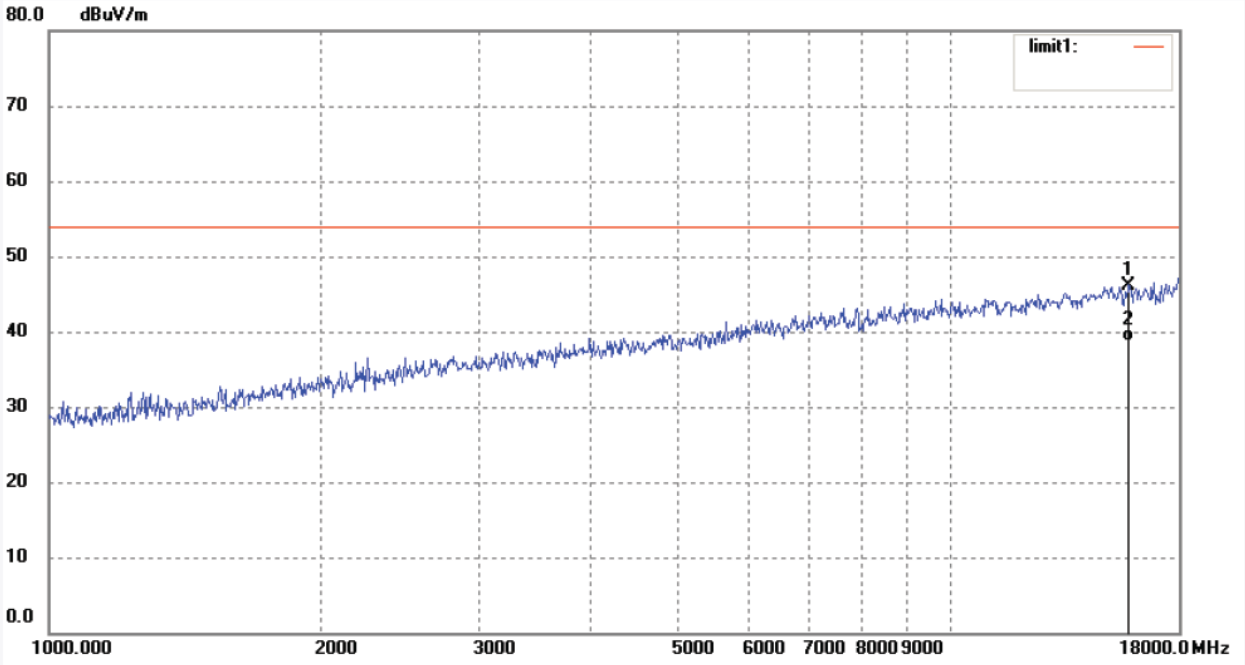

No.	Freq. (MHz)	Reading (dBuV/m)	Factor (dB)	Result (dBuV/m)	Limit (dBuV/m)	Margin (dB)	Detector	Height (cm)	Degree (deg.)	Remark
1	15836.207	33.04	13.16	46.20	54.00	-7.80	peak			
2	15836.207	25.45	13.16	38.61	54.00	-15.39	AVG			

ACCURATE TECHNOLOGY CO., LTD.
F1,Bldg,A,Changyuan New Material Port Keyuan Rd,
Science & Industry Park,Nanshan Shenzhen,P.R.China
Site: 1# Chamber
Tel:+86-0755-26503290
Fax:+86-0755-26503396

Job No.: star2014 #1995	Polarization: Vertical
Standard: FCC Class B 3M Radiated	Power Source: AC 120V/50Hz
Test item: Radiation Test	Date: 15/04/09/
Temp.(C)/Hum.(%) 25 C / 55 %	Time: 11/44/31
EUT: MID	Engineer Signature: STAR
Mode: TX Channel 1(802.11n)	Distance: 3m
Model: PC803BXC	
Manufacturer: Natural Sound	

Note: Report No.:ATE20150661

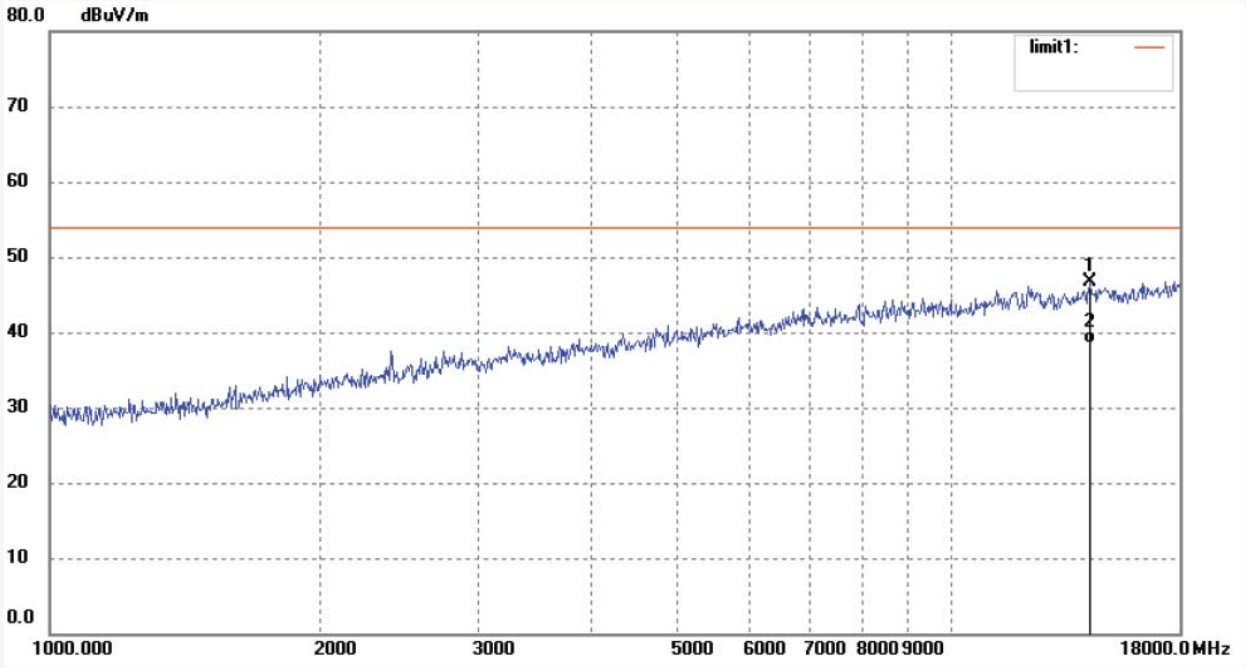

No.	Freq. (MHz)	Reading (dBuV/m)	Factor (dB)	Result (dBuV/m)	Limit (dBuV/m)	Margin (dB)	Detector	Height (cm)	Degree (deg.)	Remark
1	14302.334	33.33	13.40	46.73	54.00	-7.27	peak			
2	14302.334	25.14	13.40	38.54	54.00	-15.46	AVG			

ACCURATE TECHNOLOGY CO., LTD.
F1,Bldg,A,Changyuan New Material Port Keyuan Rd,
Science & Industry Park,Nanshan Shenzhen,P.R.China
Site: 1# Chamber
Tel:+86-0755-26503290
Fax:+86-0755-26503396

Job No.: star2014 #1996	Polarization: Horizontal
Standard: FCC Class B 3M Radiated	Power Source: AC 120V/50Hz
Test item: Radiation Test	Date: 15/04/09/
Temp.(C)/Hum.(%) 25 C / 55 %	Time: 11/48/19
EUT: MID	Engineer Signature: STAR
Mode: TX Channel 1(802.11n)	Distance: 3m
Model: PC803BXC	
Manufacturer: Natural Sound	

Note: Report No.:ATE20150661

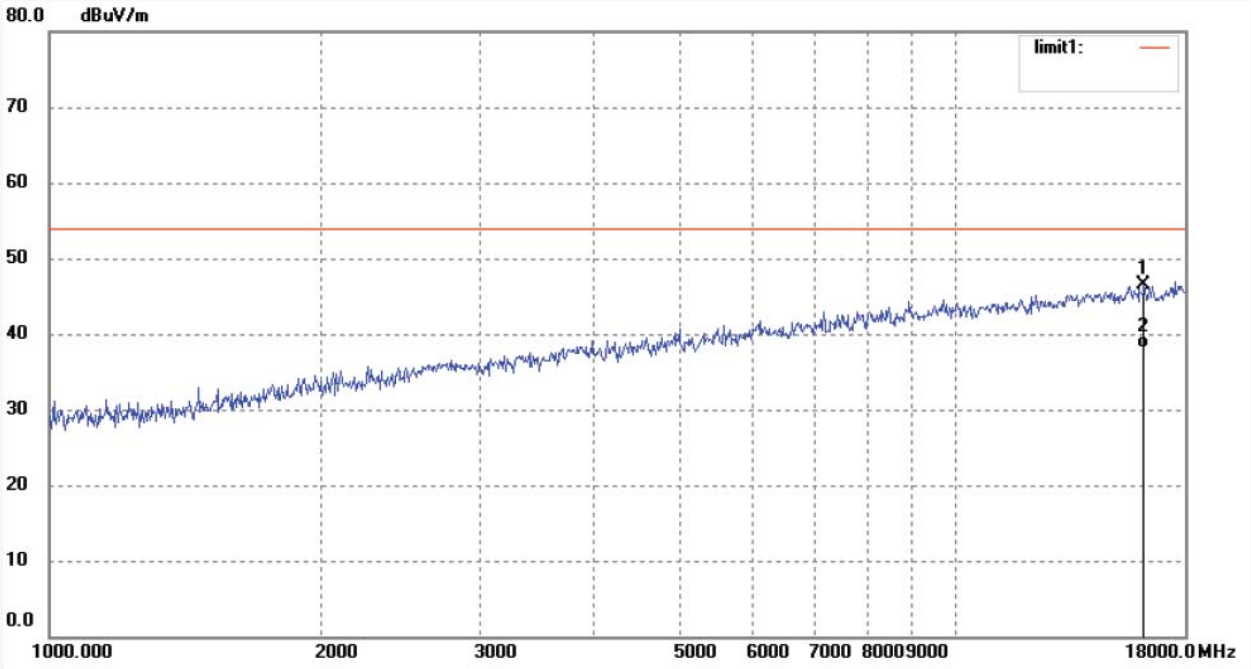

No.	Freq. (MHz)	Reading (dBuV/m)	Factor (dB)	Result (dBuV/m)	Limit (dBuV/m)	Margin (dB)	Detector	Height (cm)	Degree (deg.)	Remark
1	16209.295	33.01	13.41	46.42	54.00	-7.58	peak			
2	16209.295	24.72	13.41	38.13	54.00	-15.87	AVG			

ACCURATE TECHNOLOGY CO., LTD.
F1,Bldg,A,Changyuan New Material Port Keyuan Rd,
Science & Industry Park,Nanshan Shenzhen,P.R.China
Site: 1# Chamber
Tel:+86-0755-26503290
Fax:+86-0755-26503396

Job No.: star2014 #1997	Polarization: Horizontal
Standard: FCC Class B 3M Radiated	Power Source: AC 120V/50Hz
Test item: Radiation Test	Date: 15/04/09/
Temp.(C)/Hum.(%) 25 C / 55 %	Time: 11/52/18
EUT: MID	Engineer Signature: STAR
Mode: TX Channel 6(802.11n)	Distance: 3m
Model: PC803BXC	
Manufacturer: Natural Sound	

Note: Report No.:ATE20150661

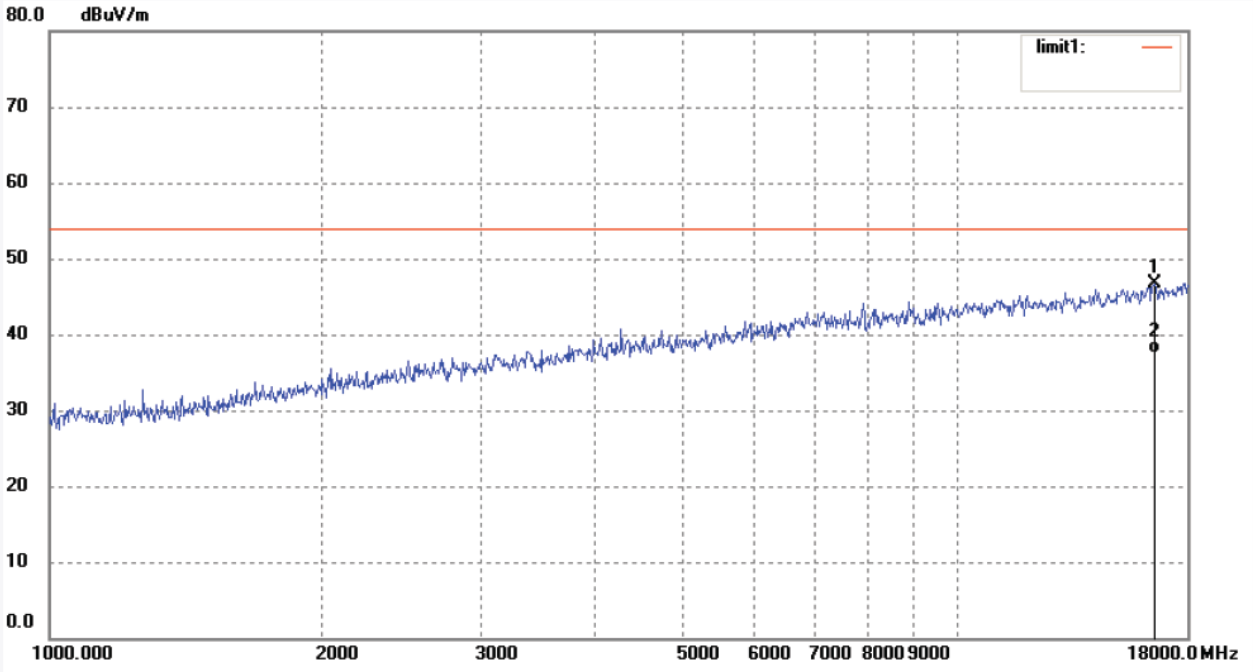

No.	Freq. (MHz)	Reading (dBuV/m)	Factor (dB)	Result (dBuV/m)	Limit (dBuV/m)	Margin (dB)	Detector	Height (cm)	Degree (deg.)	Remark
1	16591.174	32.70	13.95	46.65	54.00	-7.35	peak			
2	16591.174	23.58	13.95	37.53	54.00	-16.47	AVG			

ACCURATE TECHNOLOGY CO., LTD.
F1,Bldg,A,Changyuan New Material Port Keyuan Rd,
Science & Industry Park,Nanshan Shenzhen,P.R.China
Site: 1# Chamber
Tel:+86-0755-26503290
Fax:+86-0755-26503396

Job No.: star2014 #1998	Polarization: Vertical
Standard: FCC Class B 3M Radiated	Power Source: AC 120V/50Hz
Test item: Radiation Test	Date: 15/04/09/
Temp.(C)/Hum.(%) 25 C / 55 %	Time: 11/55/24
EUT: MID	Engineer Signature: STAR
Mode: TX Channel 6(802.11n)	Distance: 3m
Model: PC803BXC	
Manufacturer: Natural Sound	

Note: Report No.:ATE20150661

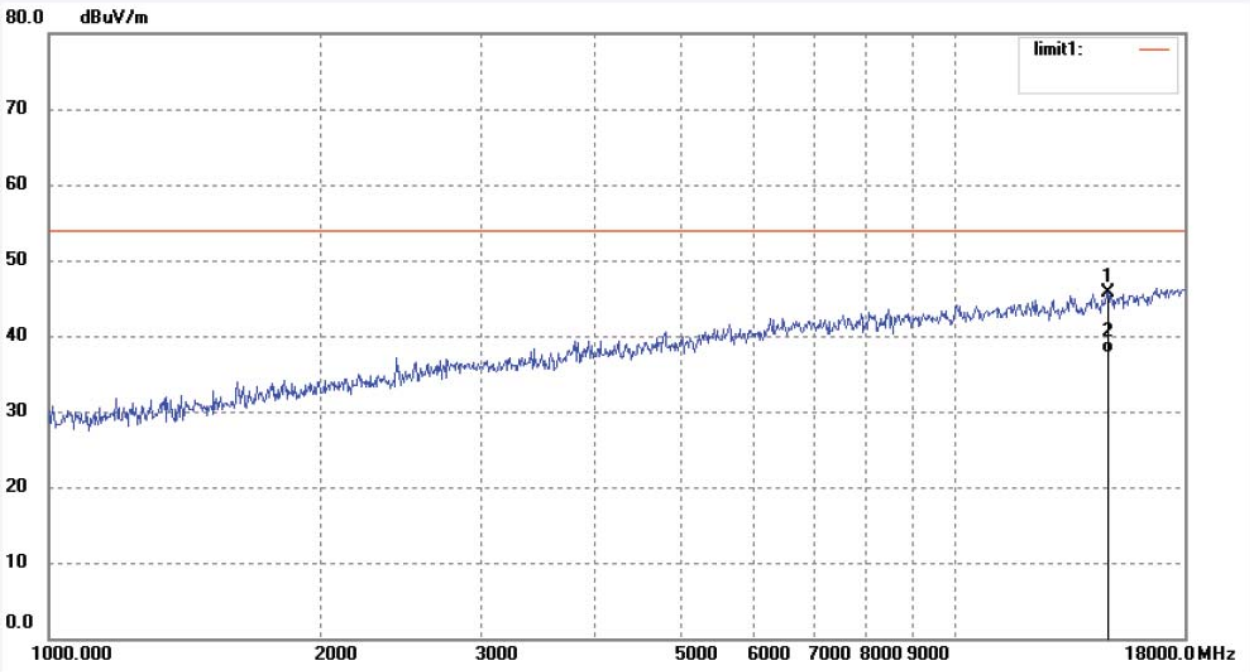

No.	Freq. (MHz)	Reading (dBuV/m)	Factor (dB)	Result (dBuV/m)	Limit (dBuV/m)	Margin (dB)	Detector	Height (cm)	Degree (deg.)	Remark
1	14810.727	31.70	14.09	45.79	54.00	-8.21	peak			
2	14810.727	23.64	14.09	37.73	54.00	-16.27	AVG			

ACCURATE TECHNOLOGY CO., LTD.
F1,Bldg,A,Changyuan New Material Port Keyuan Rd,
Science & Industry Park,Nanshan Shenzhen,P.R.China
Site: 1# Chamber
Tel:+86-0755-26503290
Fax:+86-0755-26503396

Job No.: star2014 #1999	Polarization: Vertical
Standard: FCC Class B 3M Radiated	Power Source: AC 120V/50Hz
Test item: Radiation Test	Date: 15/04/09/
Temp.(C)/Hum.(%) 25 C / 55 %	Time: 11/59/14
EUT: MID	Engineer Signature: STAR
Mode: TX Channel 11(802.11n)	Distance: 3m
Model: PC803BXC	
Manufacturer: Natural Sound	

Note: Report No.:ATE20150661

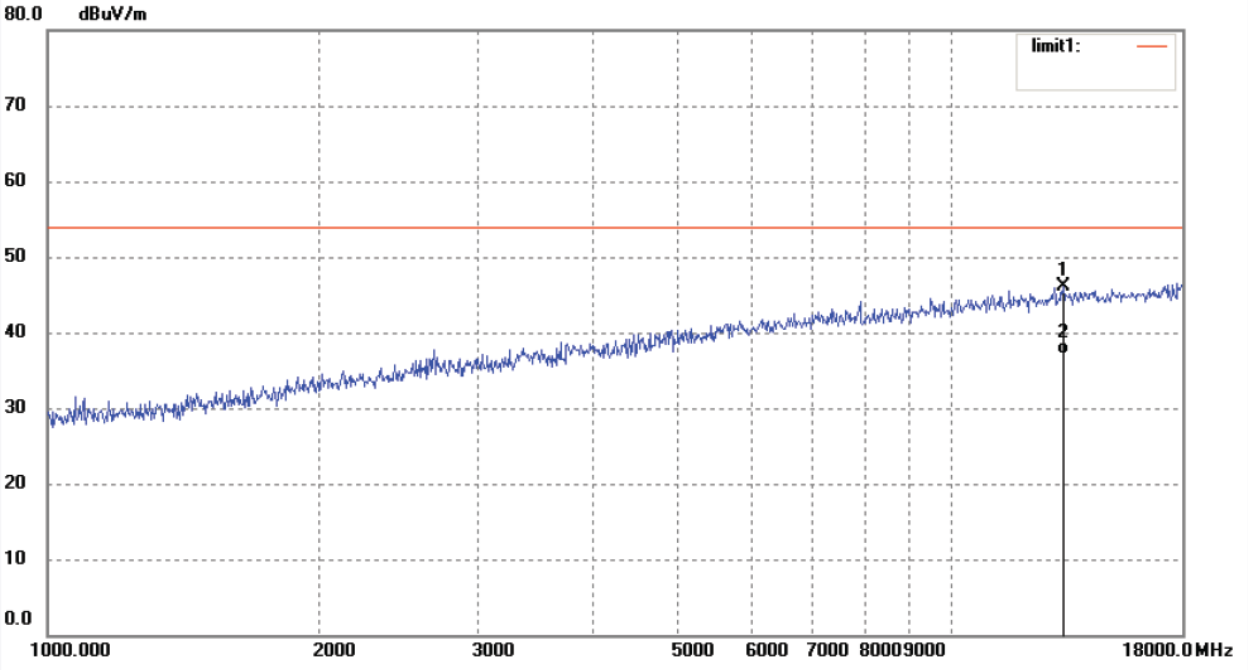

No.	Freq. (MHz)	Reading (dBuV/m)	Factor (dB)	Result (dBuV/m)	Limit (dBuV/m)	Margin (dB)	Detector	Height (cm)	Degree (deg.)	Remark
1	13298.538	35.83	10.28	46.11	54.00	-7.89	peak			
2	13298.538	26.78	10.28	37.06	54.00	-16.94	AVG			

ACCURATE TECHNOLOGY CO., LTD.
F1,Bldg,A,Changyuan New Material Port Keyuan Rd,
Science & Industry Park,Nanshan Shenzhen,P.R.China
Site: 1# Chamber
Tel:+86-0755-26503290
Fax:+86-0755-26503396

Job No.: star2014 #2000	Polarization: Horizontal
Standard: FCC Class B 3M Radiated	Power Source: AC 120V/50Hz
Test item: Radiation Test	Date: 15/04/09/
Temp.(C)/Hum.(%) 25 C / 55 %	Time: 12/03/14
EUT: MID	Engineer Signature: STAR
Mode: TX Channel 11(802.11n)	Distance: 3m
Model: PC803BXC	
Manufacturer: Natural Sound	

Note: Report No.:ATE20150661

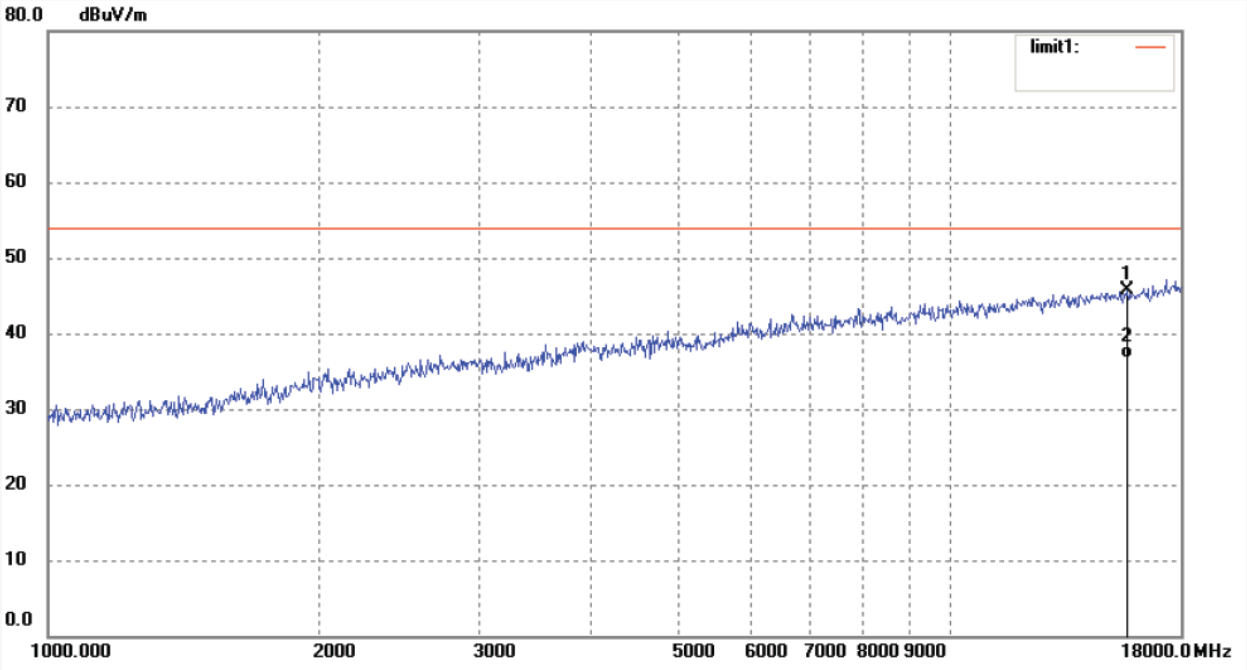

No.	Freq. (MHz)	Reading (dBuV/m)	Factor (dB)	Result (dBuV/m)	Limit (dBuV/m)	Margin (dB)	Detector	Height (cm)	Degree (deg.)	Remark
1	15698.523	32.49	13.14	45.63	54.00	-8.37	peak			
2	15698.523	23.59	13.14	36.73	54.00	-17.27	AVG			

ACCURATE TECHNOLOGY CO., LTD.
F1,Bldg,A,Changyuan New Material Port Keyuan Rd,
Science & Industry Park,Nanshan Shenzhen,P.R.China
Site: 1# Chamber
Tel:+86-0755-26503290
Fax:+86-0755-26503396

Job No.: star2014 #2001	Polarization: Horizontal
Standard: FCC Class B 3M Radiated	Power Source: AC 120V/50Hz
Test item: Radiation Test	Date: 15/04/09/
Temp.(C)/Hum.(%) 25 C / 55 %	Time: 12/06/10
EUT: MID	Engineer Signature: STAR
Mode: TX Channel 3(802.11n)40MHz	Distance: 3m
Model: PC803BXC	
Manufacturer: Natural Sound	

Note: Report No.:ATE20150661

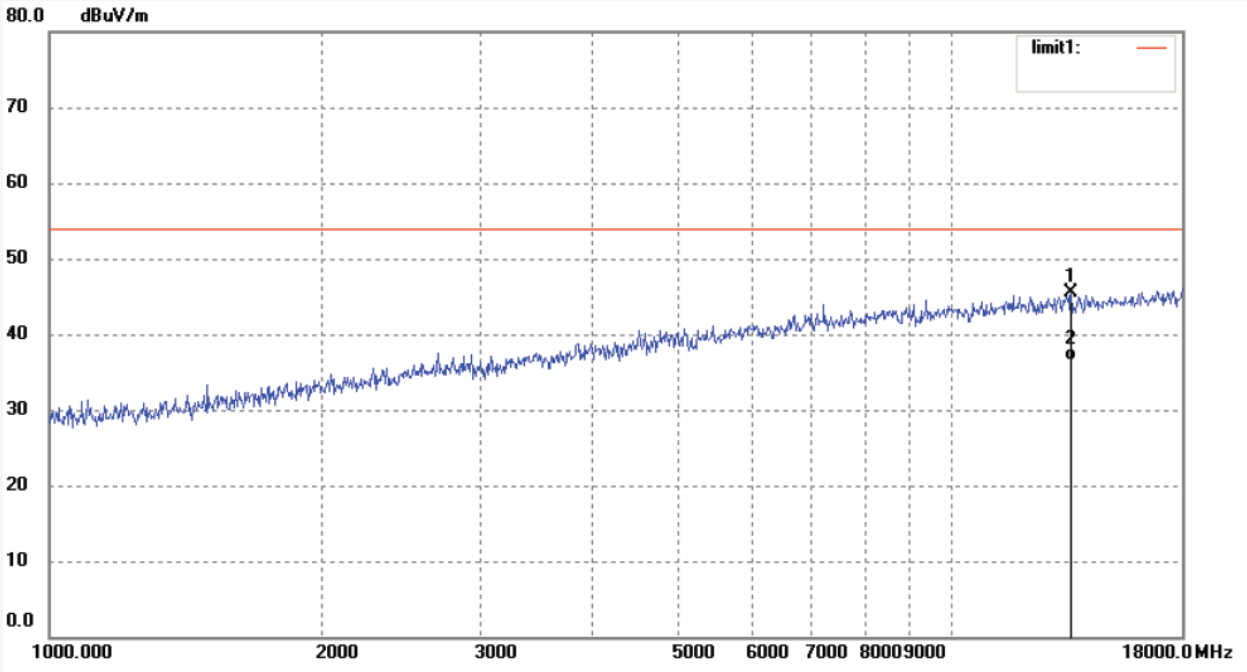

No.	Freq. (MHz)	Reading (dBuV/m)	Factor (dB)	Result (dBuV/m)	Limit (dBuV/m)	Margin (dB)	Detector	Height (cm)	Degree (deg.)	Remark
1	13572.278	34.81	10.75	45.56	54.00	-8.44	peak			
2	13572.278	25.78	10.75	36.53	54.00	-17.47	AVG			

ACCURATE TECHNOLOGY CO., LTD.
F1,Bldg,A,Changyuan New Material Port Keyuan Rd,
Science & Industry Park,Nanshan Shenzhen,P.R.China
Site: 1# Chamber
Tel:+86-0755-26503290
Fax:+86-0755-26503396

Job No.: star2014 #2002	Polarization: Vertical
Standard: FCC Class B 3M Radiated	Power Source: AC 120V/50Hz
Test item: Radiation Test	Date: 15/04/09/
Temp.(C)/Hum.(%) 25 C / 55 %	Time: 12/10/00
EUT: MID	Engineer Signature: STAR
Mode: TX Channel 3(802.11n)40MHz	Distance: 3m
Model: PC803BXC	
Manufacturer: Natural Sound	

Note: Report No.:ATE20150661

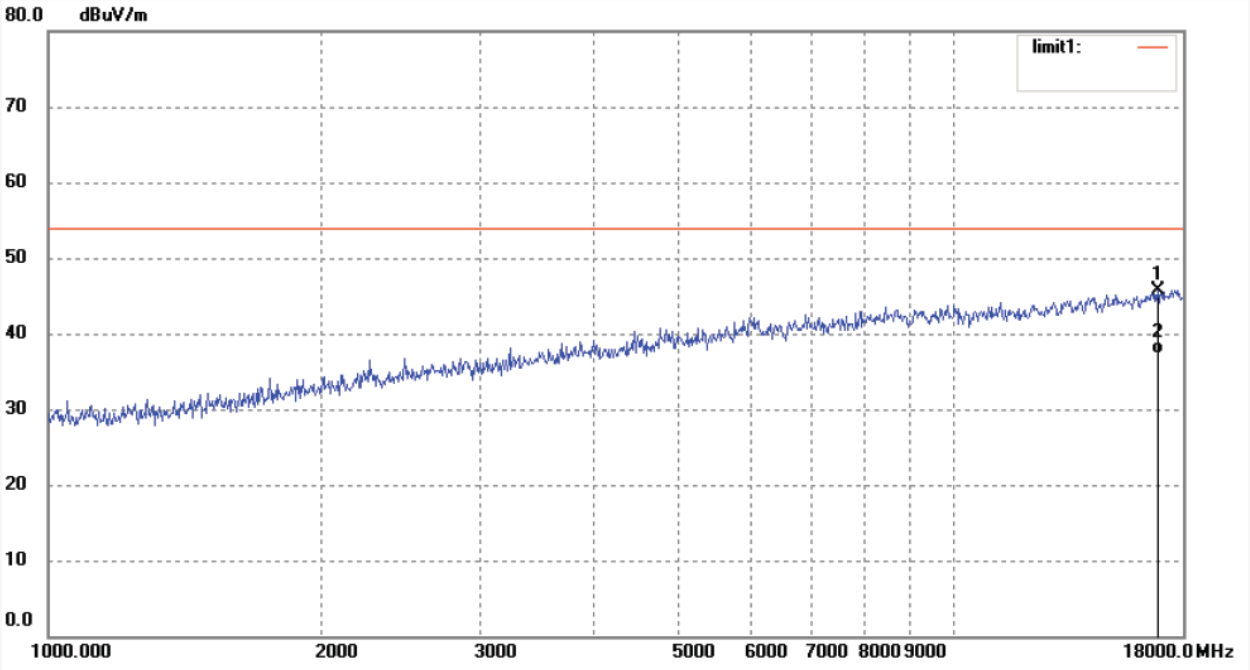

No.	Freq. (MHz)	Reading (dBuV/m)	Factor (dB)	Result (dBuV/m)	Limit (dBuV/m)	Margin (dB)	Detector	Height (cm)	Degree (deg.)	Remark
1	16883.475	30.76	14.85	45.61	54.00	-8.39	peak			
2	16883.475	22.45	14.85	37.30	54.00	-16.70	AVG			

ACCURATE TECHNOLOGY CO., LTD.
F1,Bldg,A,Changyuan New Material Port Keyuan Rd,
Science & Industry Park,Nanshan Shenzhen,P.R.China
Site: 1# Chamber
Tel:+86-0755-26503290
Fax:+86-0755-26503396

Job No.: star2014 #2003	Polarization: Vertical
Standard: FCC Class B 3M Radiated	Power Source: AC 120V/50Hz
Test item: Radiation Test	Date: 15/04/09/
Temp.(C)/Hum.(%) 25 C / 55 %	Time: 12/14/53
EUT: MID	Engineer Signature: STAR
Mode: TX Channel 6(802.11n)40MHz	Distance: 3m
Model: PC803BXC	
Manufacturer: Natural Sound	

Note: Report No.:ATE20150661

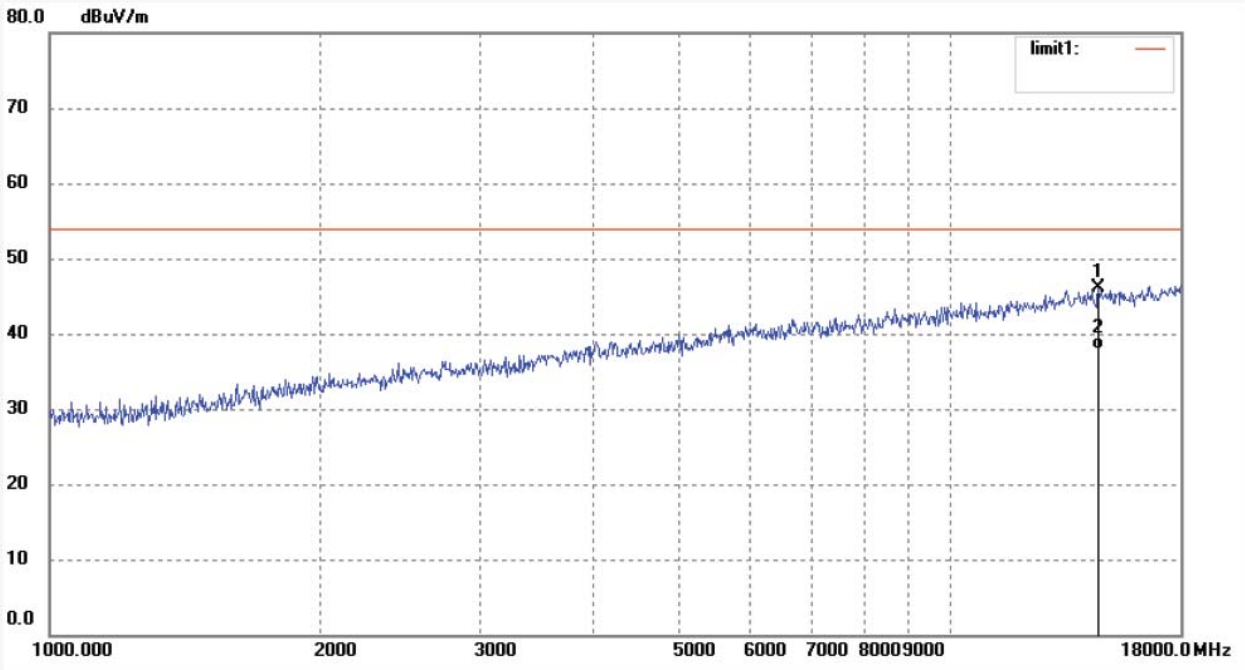

No.	Freq. (MHz)	Reading (dBuV/m)	Factor (dB)	Result (dBuV/m)	Limit (dBuV/m)	Margin (dB)	Detector	Height (cm)	Degree (deg.)	Remark
1	14596.737	31.63	14.42	46.05	54.00	-7.95	peak			
2	14596.737	23.45	14.42	37.87	54.00	-16.13	AVG			

ACCURATE TECHNOLOGY CO., LTD.
F1,Bldg,A,Changyuan New Material Port Keyuan Rd,
Science & Industry Park,Nanshan Shenzhen,P.R.China
Site: 1# Chamber
Tel:+86-0755-26503290
Fax:+86-0755-26503396

Job No.: star2014 #2004	Polarization: Horizontal
Standard: FCC Class B 3M Radiated	Power Source: AC 120V/50Hz
Test item: Radiation Test	Date: 15/04/09/
Temp.(C)/Hum.(%) 25 C / 55 %	Time: 12/18/36
EUT: MID	Engineer Signature: STAR
Mode: TX Channel 6(802.11n)40MHz	Distance: 3m
Model: PC803BXC	
Manufacturer: Natural Sound	

Note: Report No.:ATE20150661

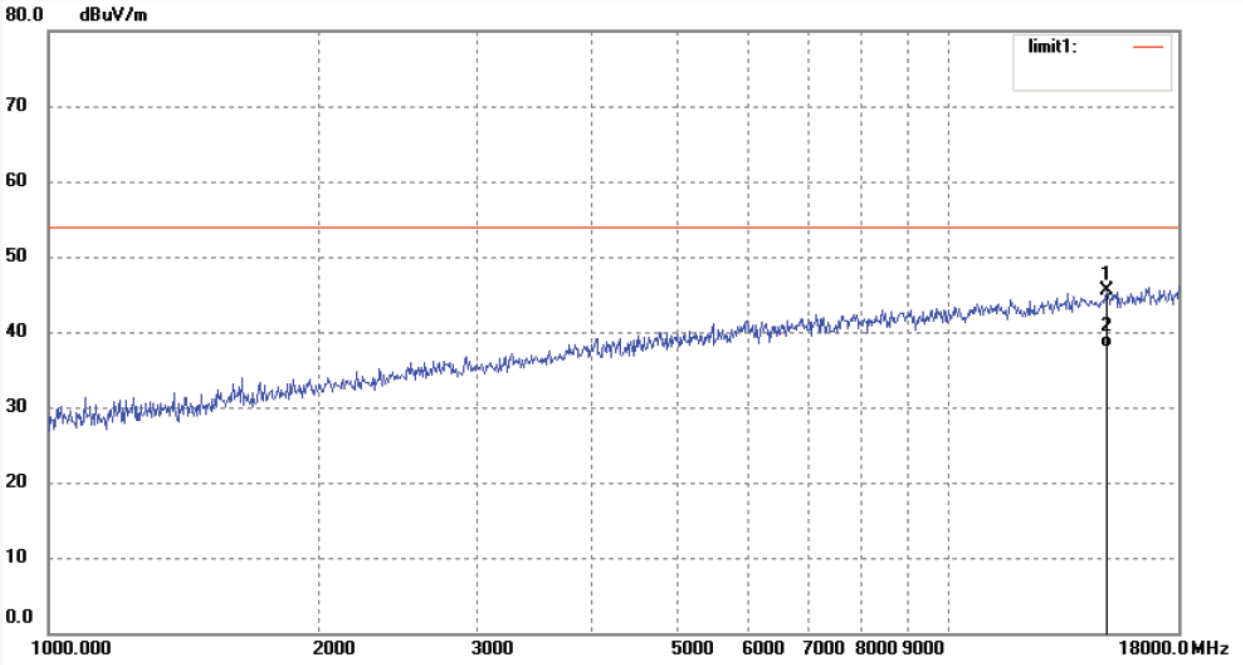

No.	Freq. (MHz)	Reading (dBuV/m)	Factor (dB)	Result (dBuV/m)	Limit (dBuV/m)	Margin (dB)	Detector	Height (cm)	Degree (deg.)	Remark
1	14984.176	31.72	13.83	45.55	54.00	-8.45	peak			
2	14984.176	24.05	13.83	37.88	54.00	-16.12	AVG			

ACCURATE TECHNOLOGY CO., LTD.
F1,Bldg,A,Changyuan New Material Port Keyuan Rd,
Science & Industry Park,Nanshan Shenzhen,P.R.China
Site: 1# Chamber
Tel:+86-0755-26503290
Fax:+86-0755-26503396

Job No.: star2014 #2005	Polarization: Horizontal
Standard: FCC Class B 3M Radiated	Power Source: AC 120V/50Hz
Test item: Radiation Test	Date: 15/04/09/
Temp.(C)/Hum.(%) 25 C / 55 %	Time: 12/22/32
EUT: MID	Engineer Signature: STAR
Mode: TX Channel 9(802.11n)40MHz	Distance: 3m
Model: PC803BXC	
Manufacturer: Natural Sound	

Note: Report No.:ATE20150661

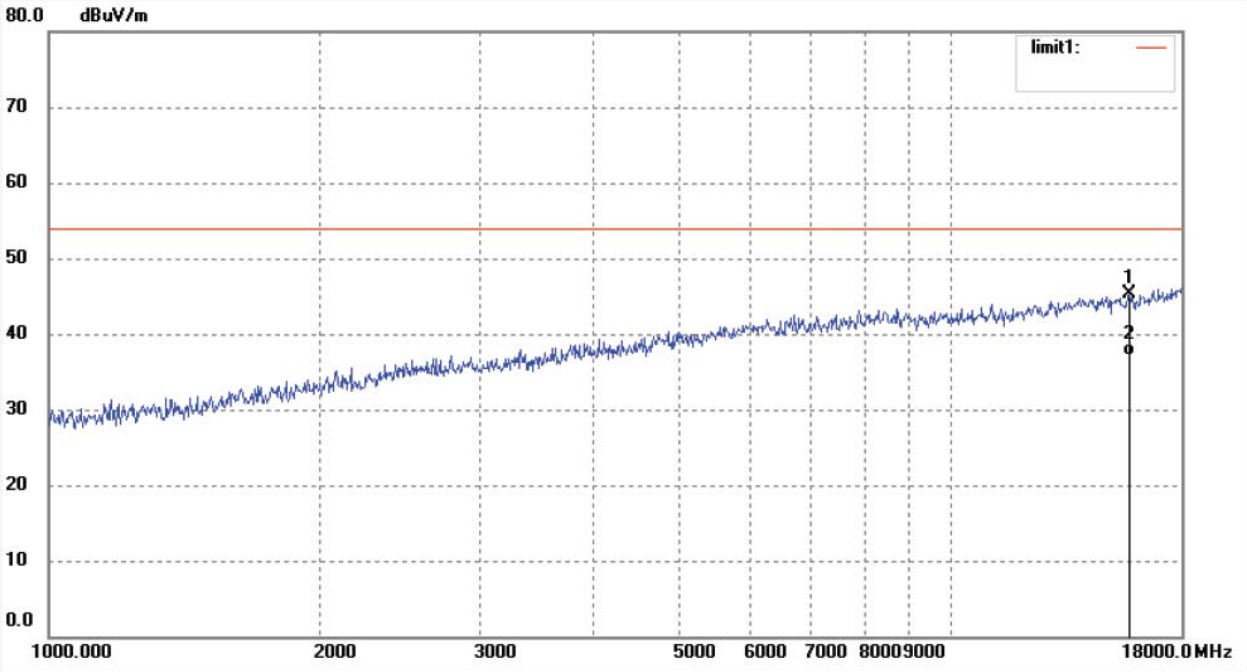

No.	Freq. (MHz)	Reading (dBuV/m)	Factor (dB)	Result (dBuV/m)	Limit (dBuV/m)	Margin (dB)	Detector	Height (cm)	Degree (deg.)	Remark
1	15744.284	32.16	13.15	45.31	54.00	-8.69	peak			
2	15744.284	23.93	13.15	37.08	54.00	-16.92	AVG			

ACCURATE TECHNOLOGY CO., LTD.
F1,Bldg,A,Changyuan New Material Port Keyuan Rd,
Science & Industry Park,Nanshan Shenzhen,P.R.China
Site: 1# Chamber
Tel:+86-0755-26503290
Fax:+86-0755-26503396

Job No.: star2014 #2006	Polarization: Vertical
Standard: FCC Class B 3M Radiated	Power Source: AC 120V/50Hz
Test item: Radiation Test	Date: 15/04/09/
Temp.(C)/Hum.(%) 25 C / 55 %	Time: 12/26/07
EUT: MID	Engineer Signature: STAR
Mode: TX Channel 9(802.11n)40MHz	Distance: 3m
Model: PC803BXC	
Manufacturer: Natural Sound	

Note: Report No.:ATE20150661

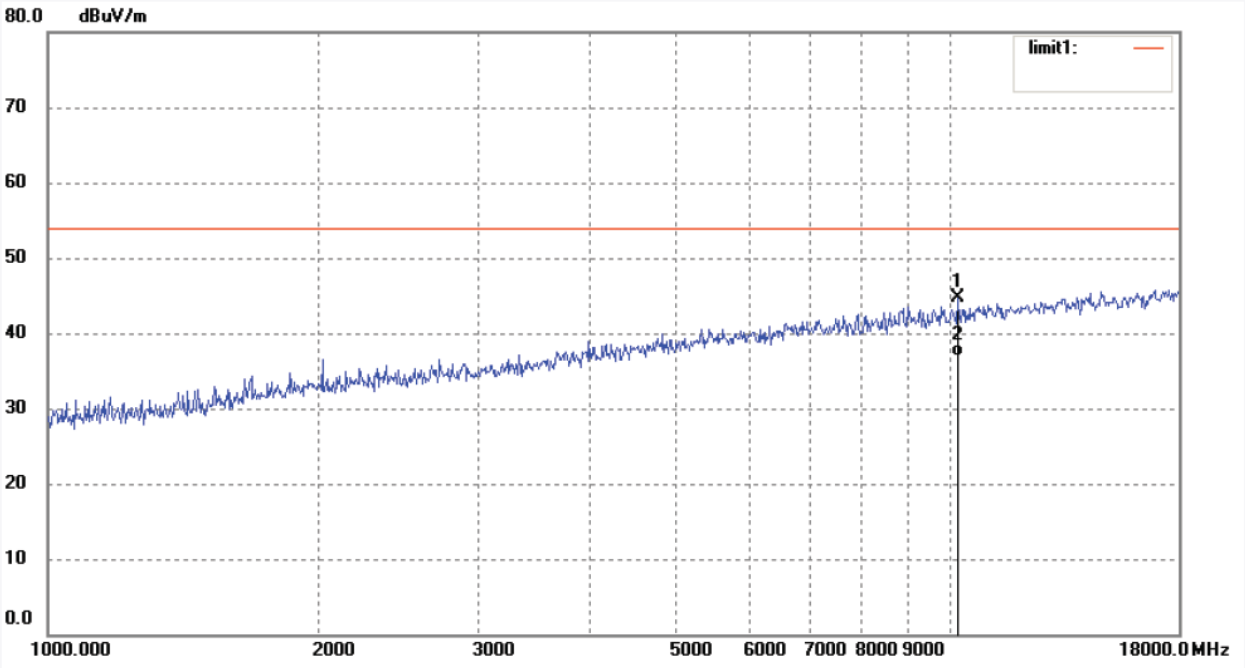

No.	Freq. (MHz)	Reading (dBuV/m)	Factor (dB)	Result (dBuV/m)	Limit (dBuV/m)	Margin (dB)	Detector	Height (cm)	Degree (deg.)	Remark
1	10233.707	37.82	6.84	44.66	54.00	-9.34	peak			
2	10233.707	30.10	6.84	36.94	54.00	-17.06	AVG			

10. CONDUCTED SPURIOUS EMISSION COMPLIANCE TEST

10.1. Block Diagram of Test Setup

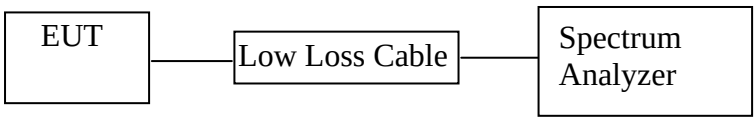

10.2. The Requirement For Section 15.247(d)

Section 15.247(d): In any 100 kHz bandwidth outside the frequency band in which the spread spectrum or digitally modulated intentional radiator is operating, the radio frequency power that is produced by the intentional radiator shall be at least 20 dB below that in the 100 kHz bandwidth within the band that contains the highest level of the desired power, based on either an RF conducted or a radiated measurement, provided the transmitter demonstrates compliance with the peak conducted power limits. If the transmitter complies with the conducted power limits based on the use of RMS averaging over a time interval, as permitted under paragraph (b)(3) of this section, the attenuation required under this paragraph shall be 30 dB instead of 20 dB. Attenuation below the general limits specified in Section 15.209(a) is not required. In addition, radiated emissions which fall in the restricted bands, as defined in Section 15.205(a), must also comply with the radiated emission limits specified in Section 15.209(a).

10.3. EUT Configuration on Measurement

The equipment is installed on the emission measurement to meet the commission requirements and operating regulations in a manner which tends to maximize its emission characteristics in normal application.

10.4. Operating Condition of EUT

10.4.1. Setup the EUT and simulator as shown as Section 10.1.

10.4.2. Turn on the power of all equipment.

10.4.3. Let the EUT work in TX modes measure it. The transmit frequency are 2412-2462 and 2422-2452MHz. We select 2412MHz, 2437MHz, 2462MHz and 2422MHz, 2437MHz, 2452MHz TX frequency to transmit.

10.5. Test Procedure

10.5.1. The transmitter output was connected to the spectrum analyzer via a low loss cable.

10.5.2. Set RBW of spectrum analyzer to 100kHz and VBW to 300kHz (below 1GHz).

10.5.3. Set RBW of spectrum analyzer to 1MHz and VBW to 3MHz (above 1GHz).

10.5.4. The Conducted Spurious Emission was measured and recorded.

10.6. Test Result

Pass.

The spectrum analyzer plots are attached as below.

TX 802.11b Channel Low 2412MHz (30MHz-1GHz)

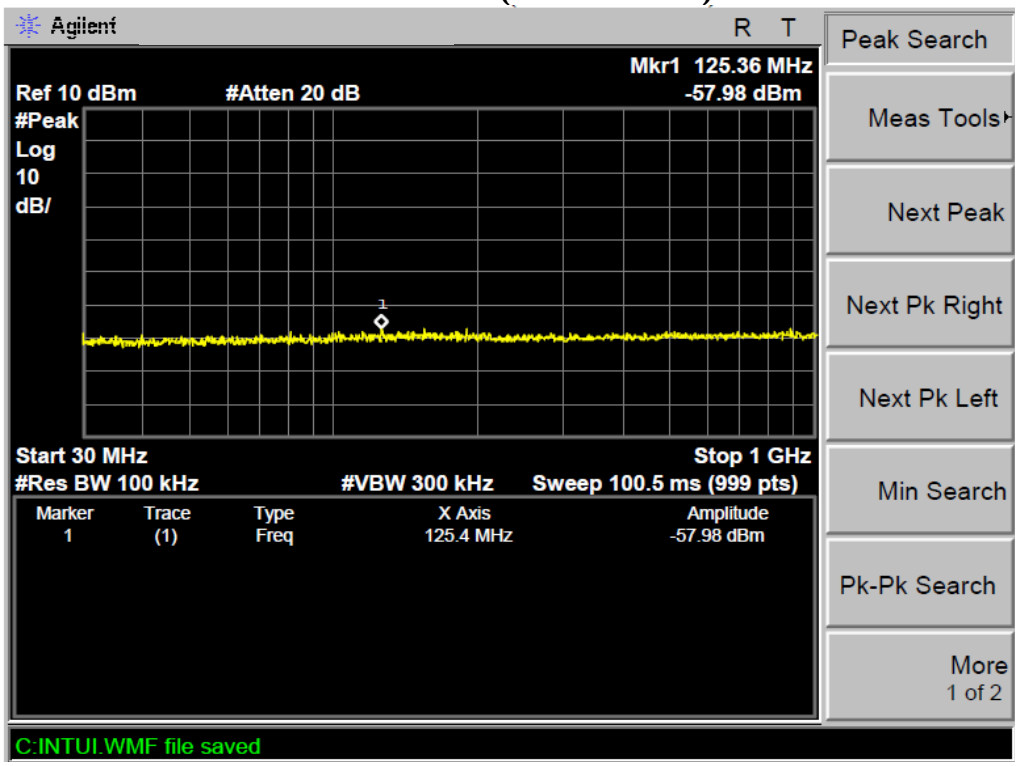

TX 802.11b Channel Low 2412MHz (1GHz-25GHz)

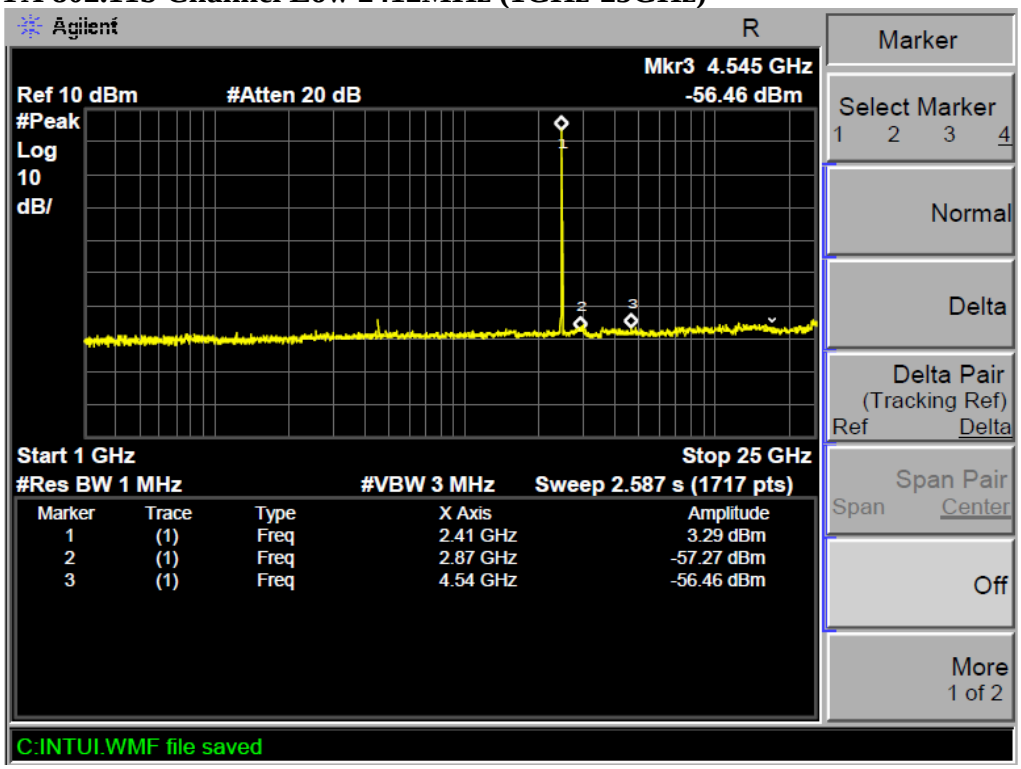

TX 802.11b Channel Middle 2437MHz (30MHz-1GHz)

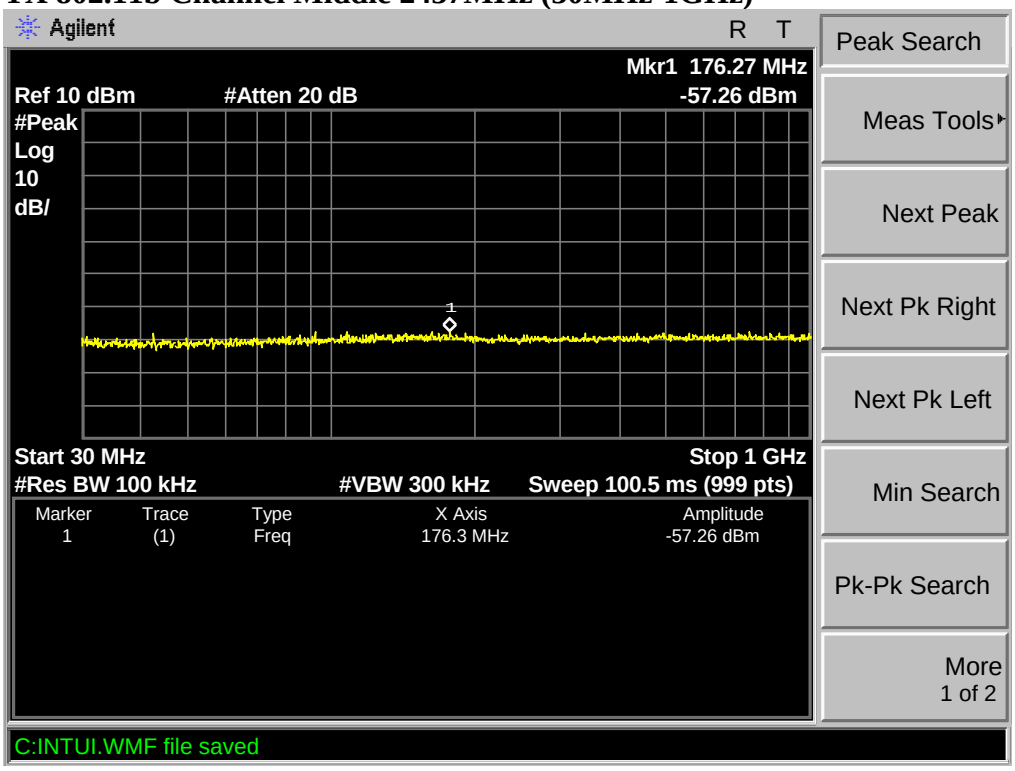

TX 802.11b Channel Middle 2437MHz (1GHz-25GHz)

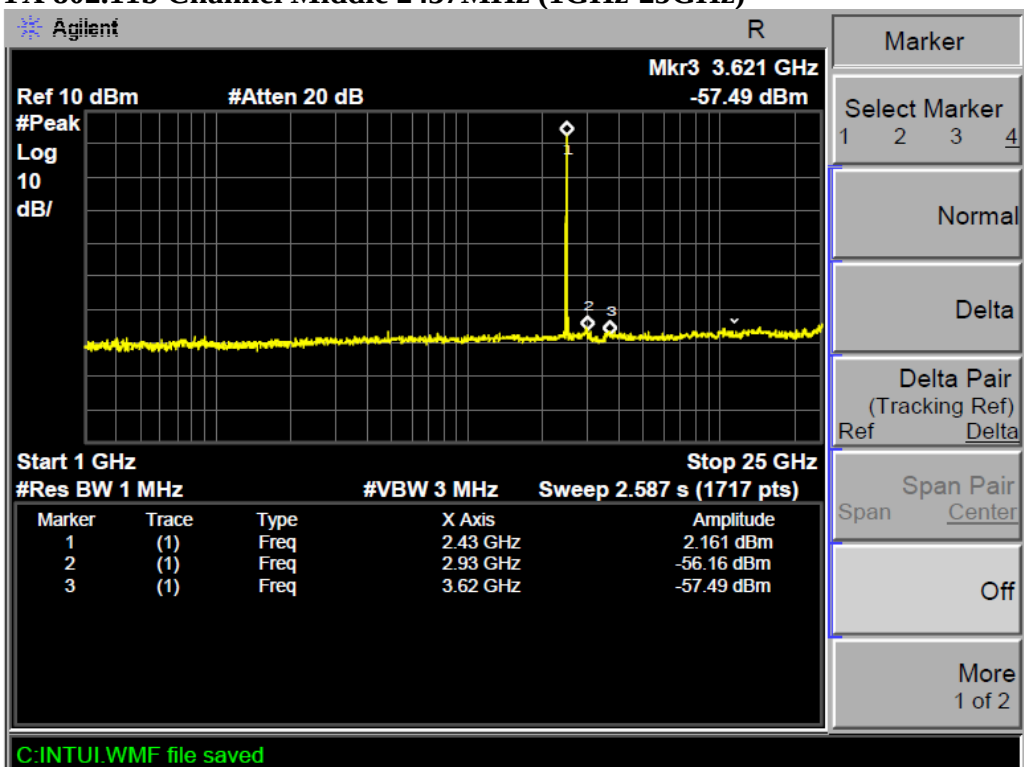

TX 802.11b Channel High 2462MHz (30MHz-1GHz)

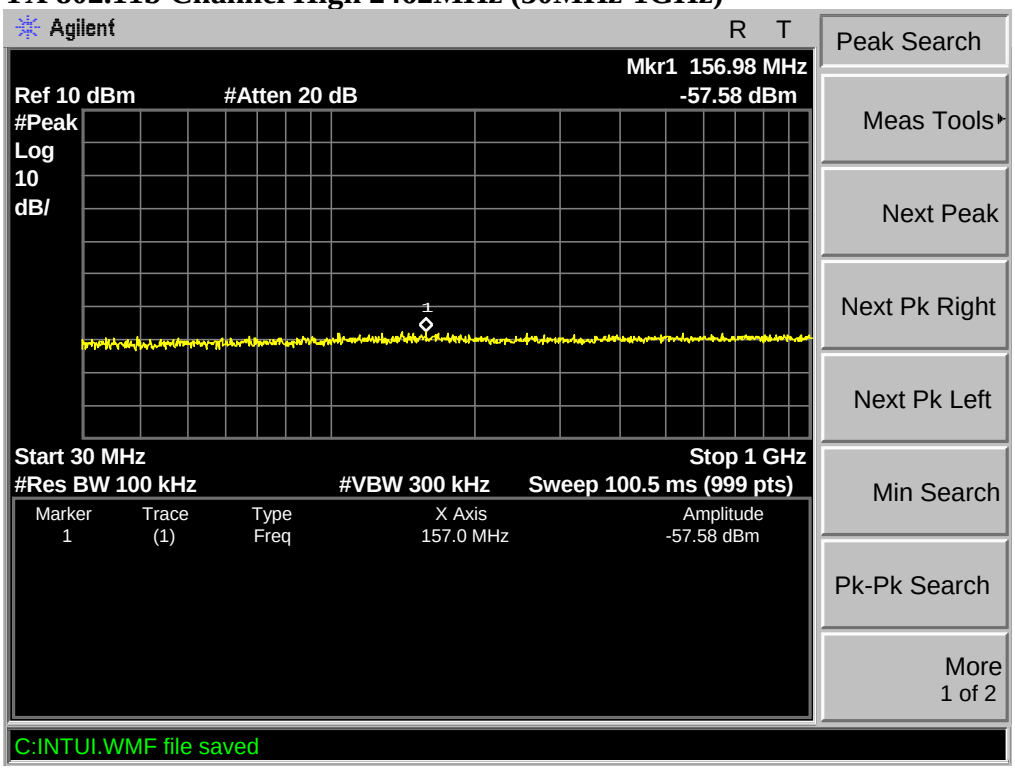

TX 802.11b Channel High 2462MHz (1GHz-25GHz)

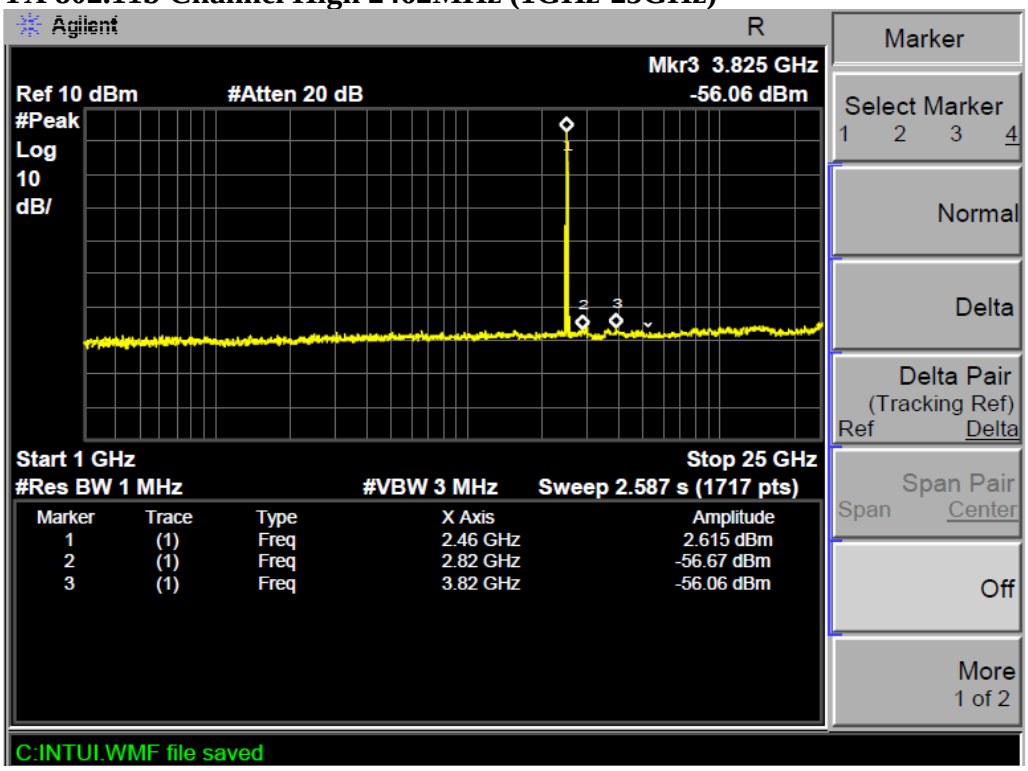

TX 802.11g Channel Low 2412MHz (30MHz-1GHz)

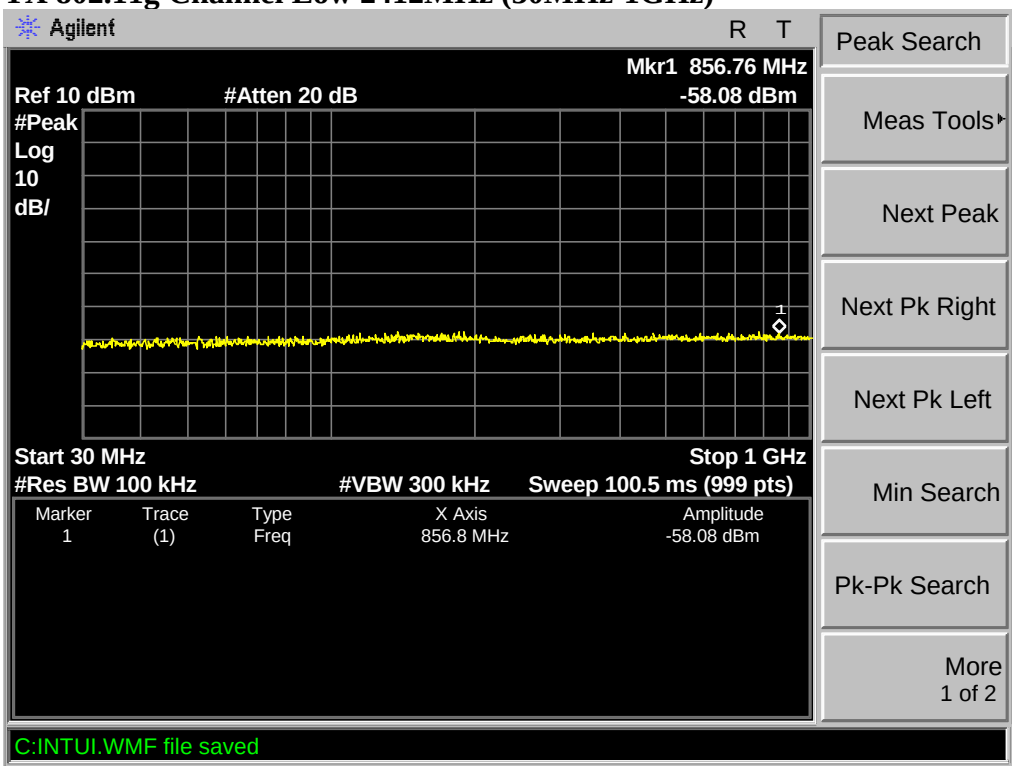

TX 802.11g Channel Low 2412MHz (1GHz-25GHz)

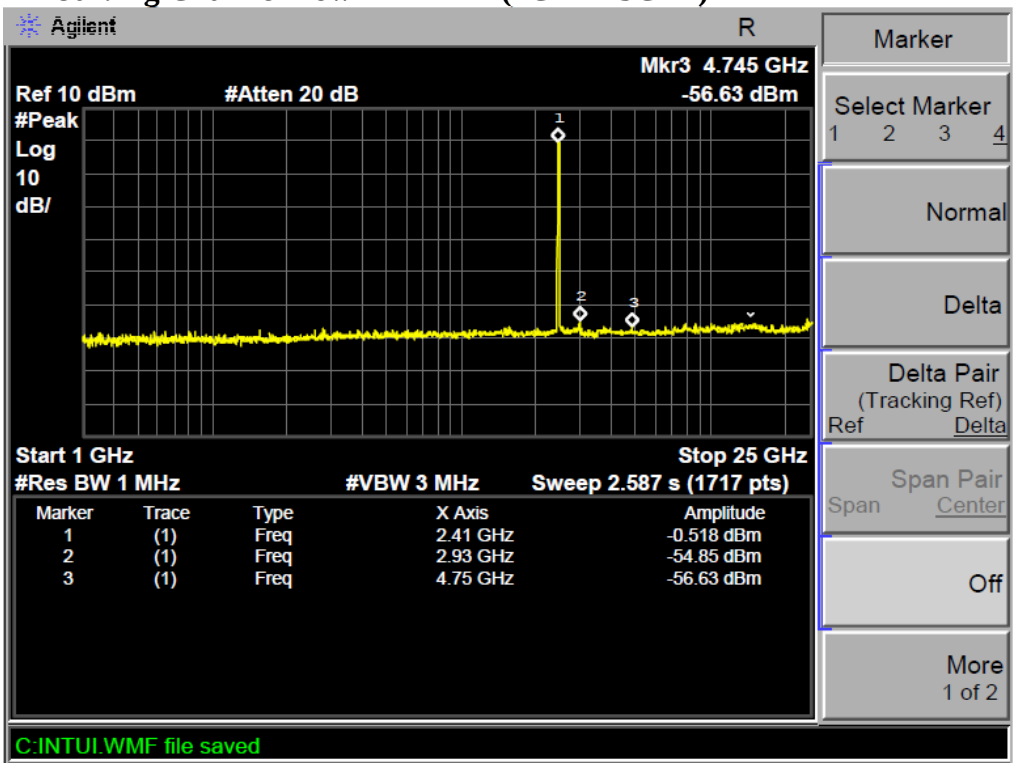

TX 802.11g Channel Middle 2437MHz (30MHz-1GHz)

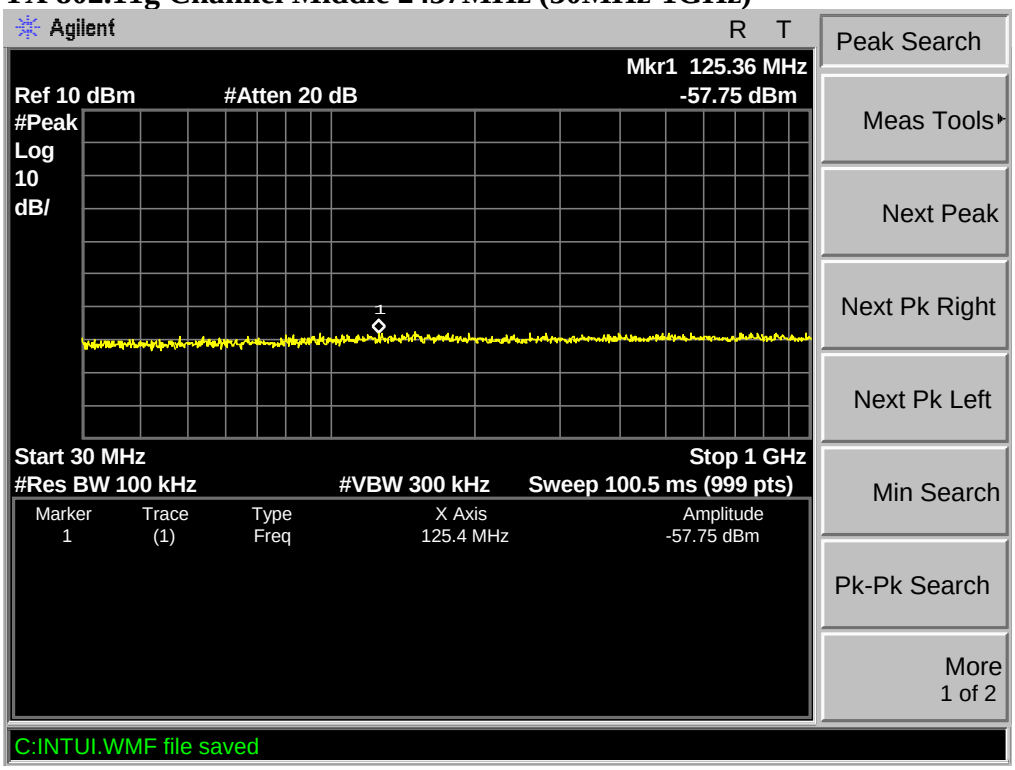

TX 802.11g Channel Middle 2437MHz

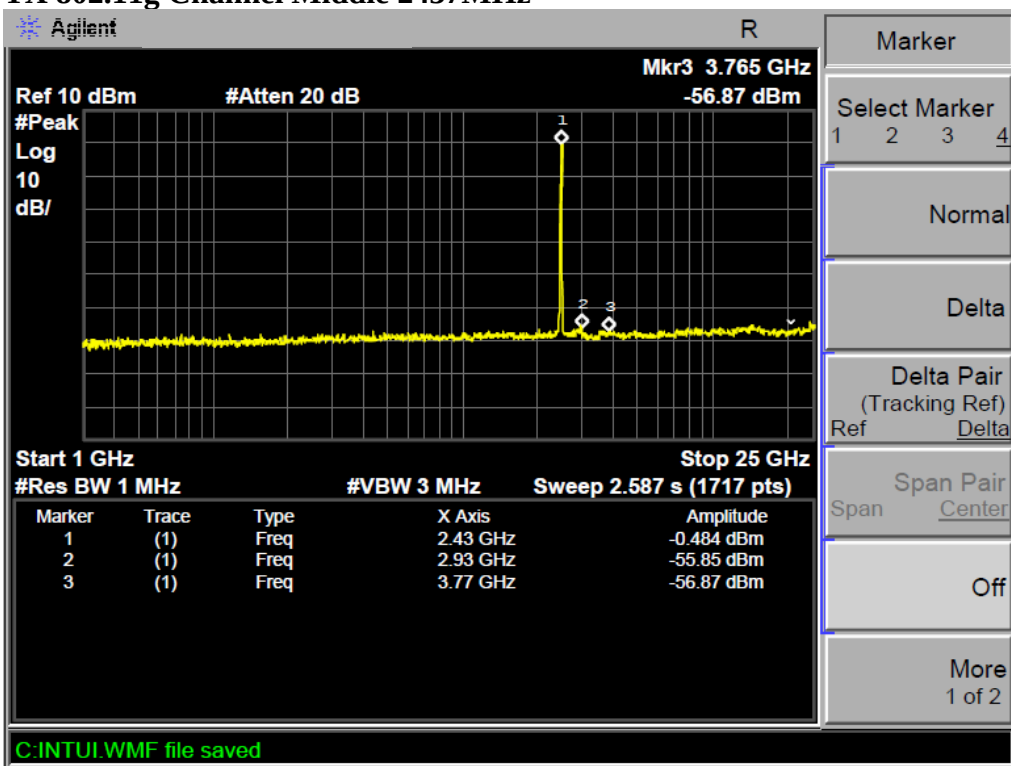

TX 802.11g Channel High 2462MHz (30MHz-1GHz)

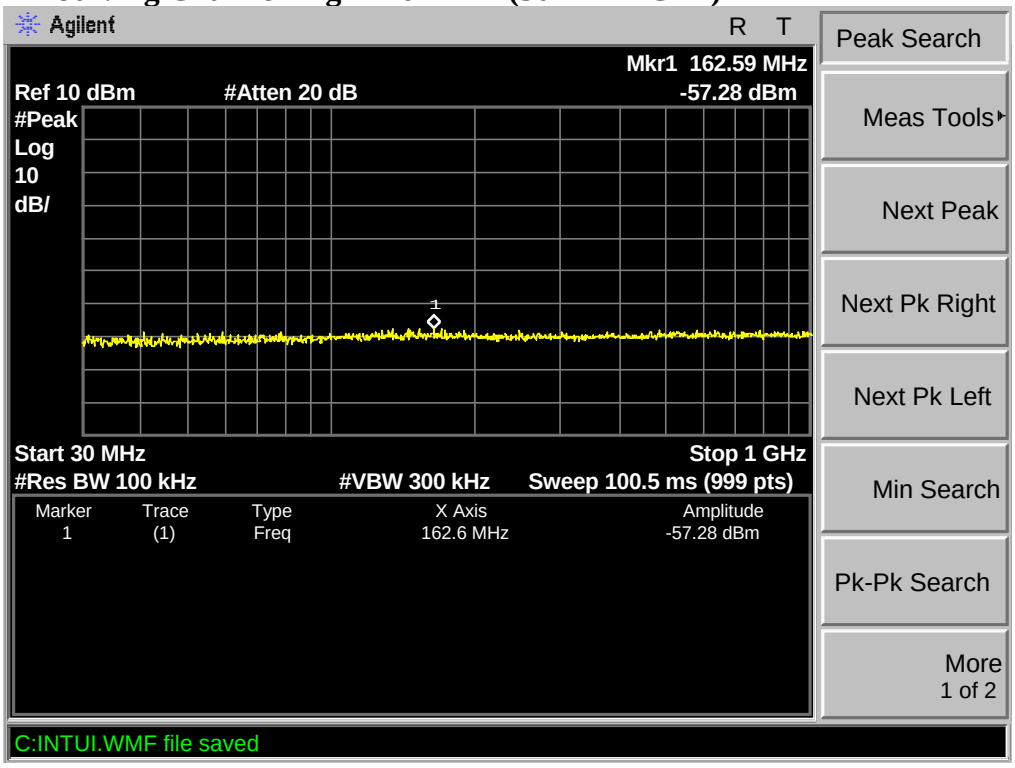

TX 802.11g Channel High 2462MHz (1GHz-25GHz)

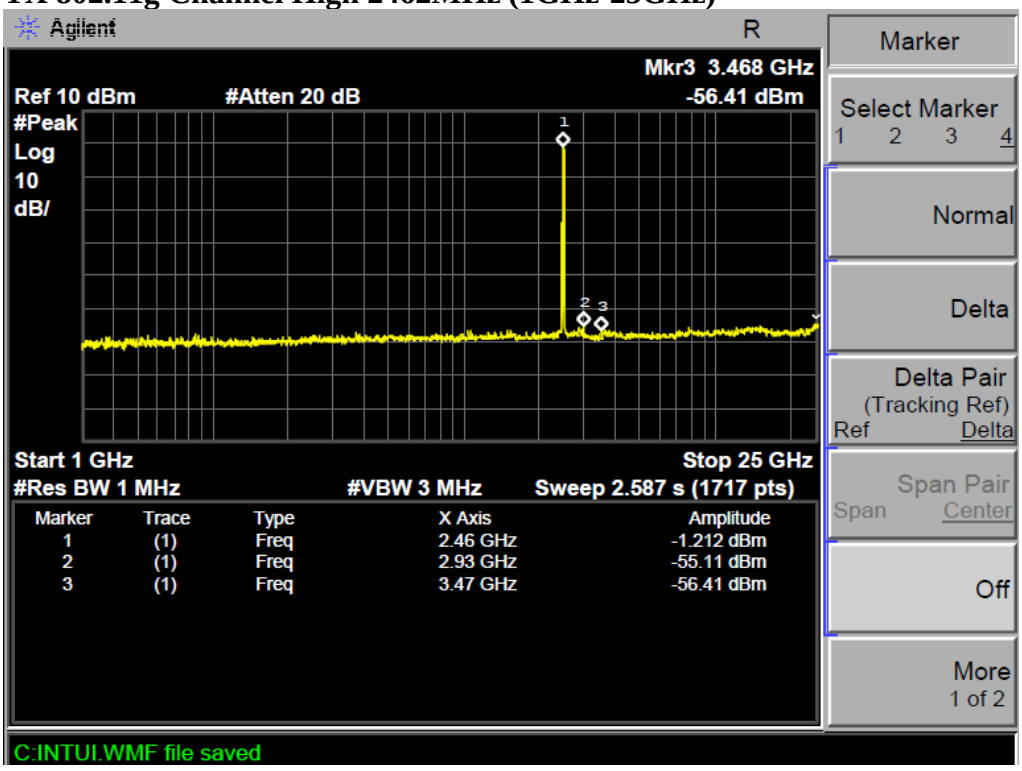

TX 802.11n Channel Low 2412MHz (20MHz) (30MHz-1GHz)

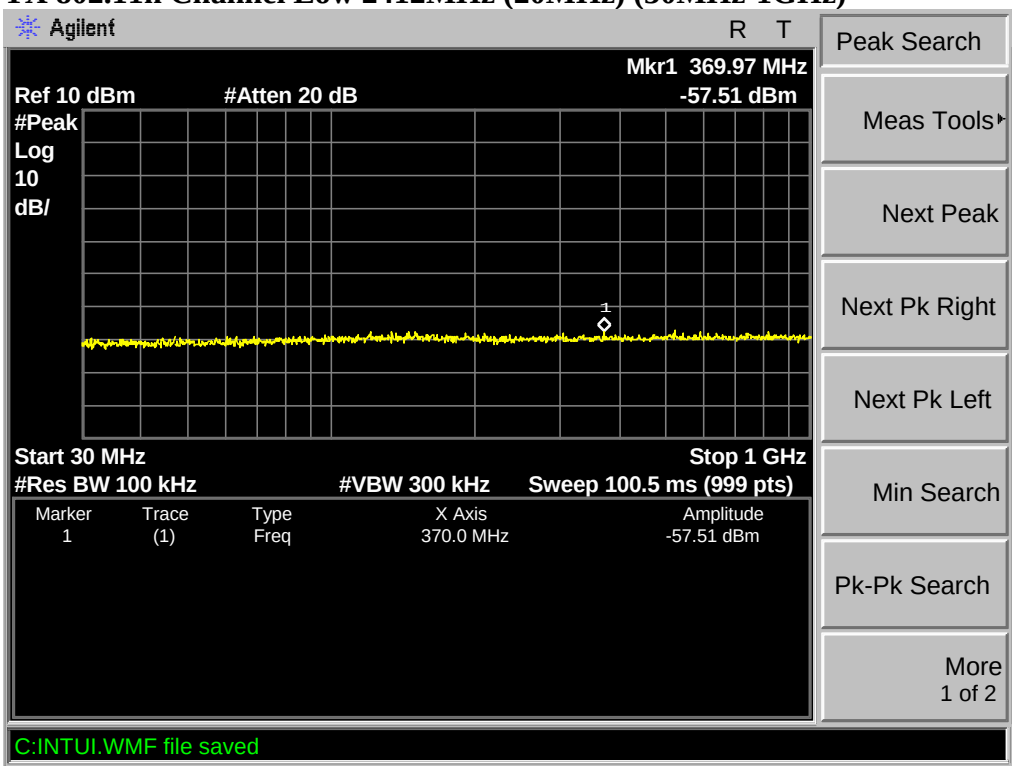

TX 802.11n Channel Low 2412MHz (20MHz) (1GHz-25GHz)

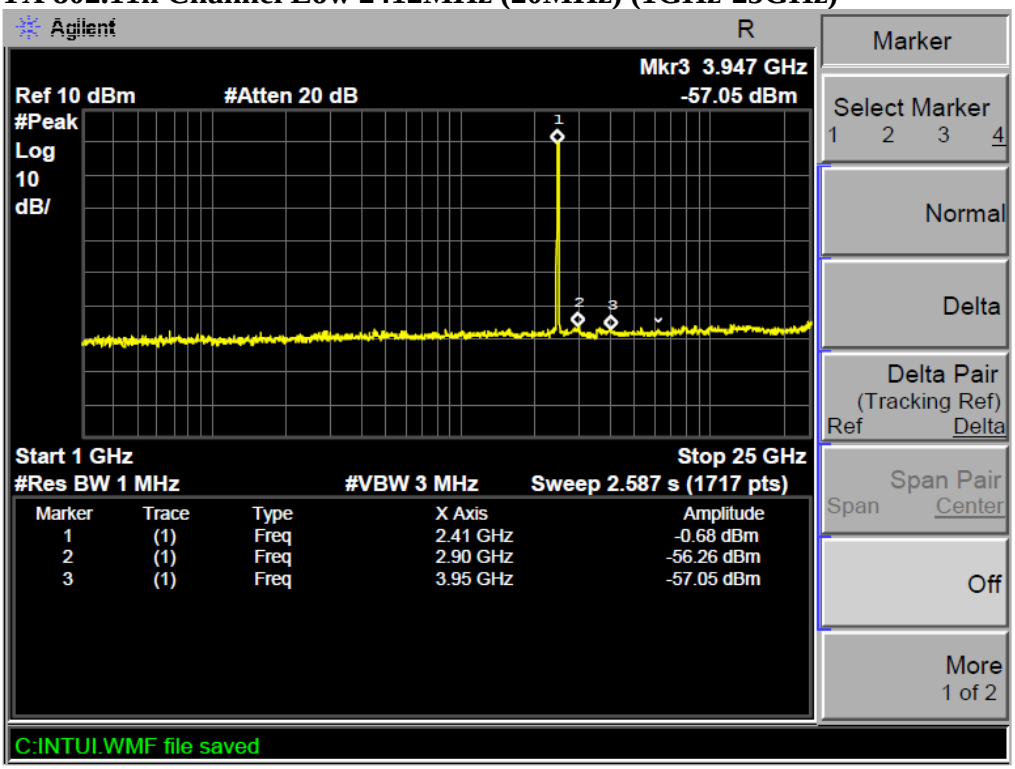

TX 802.11n Channel Middle 2437MHz (20MHz) (30MHz-1GHz)

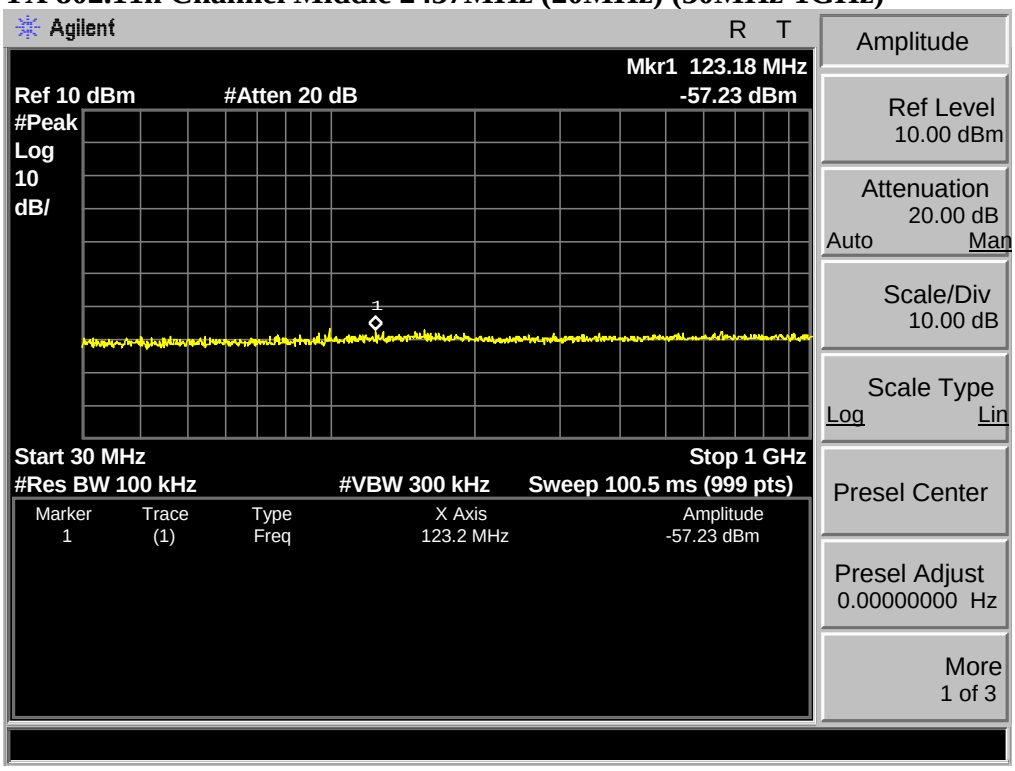

TX 802.11n Channel Middle 2437MHz (20MHz) (1GHz-25GHz)

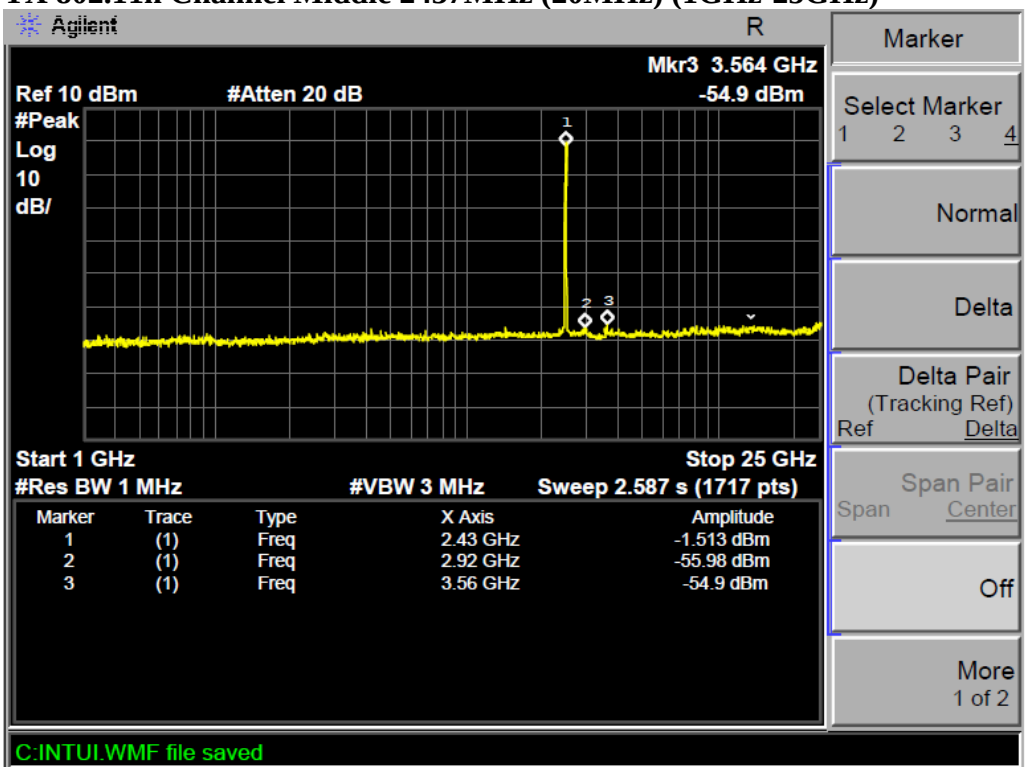

TX 802.11n Channel High 2462MHz (20MHz) (30MHz-1GHz)

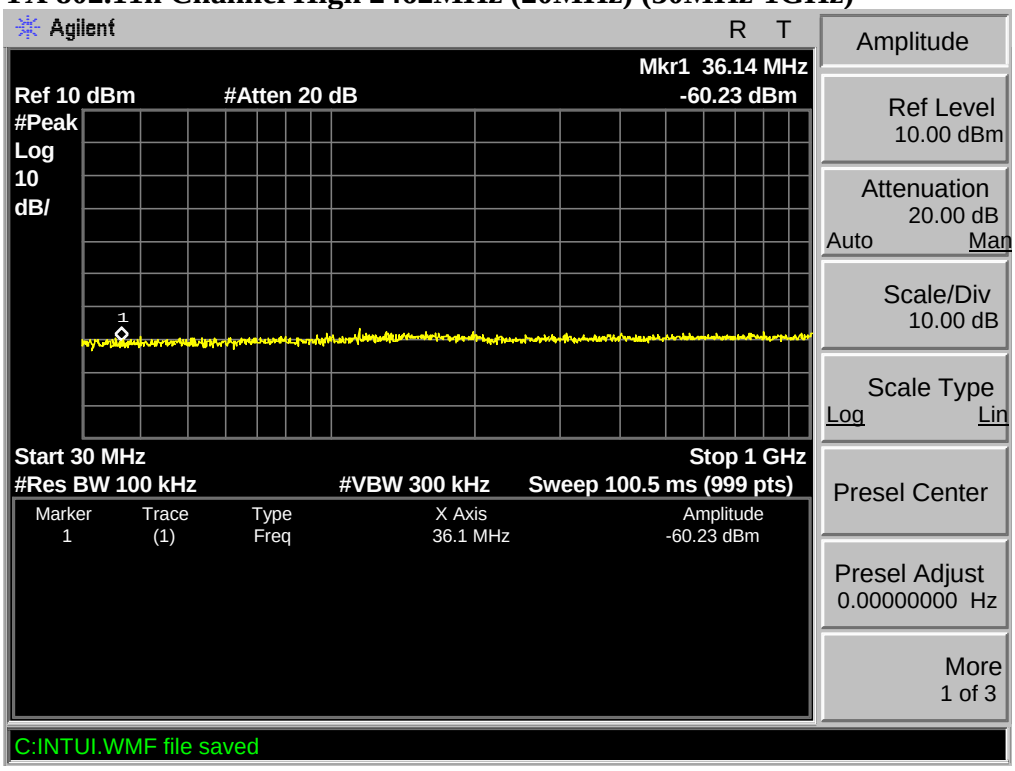

TX 802.11n Channel High 2462MHz (20MHz) (1GHz-25GHz)

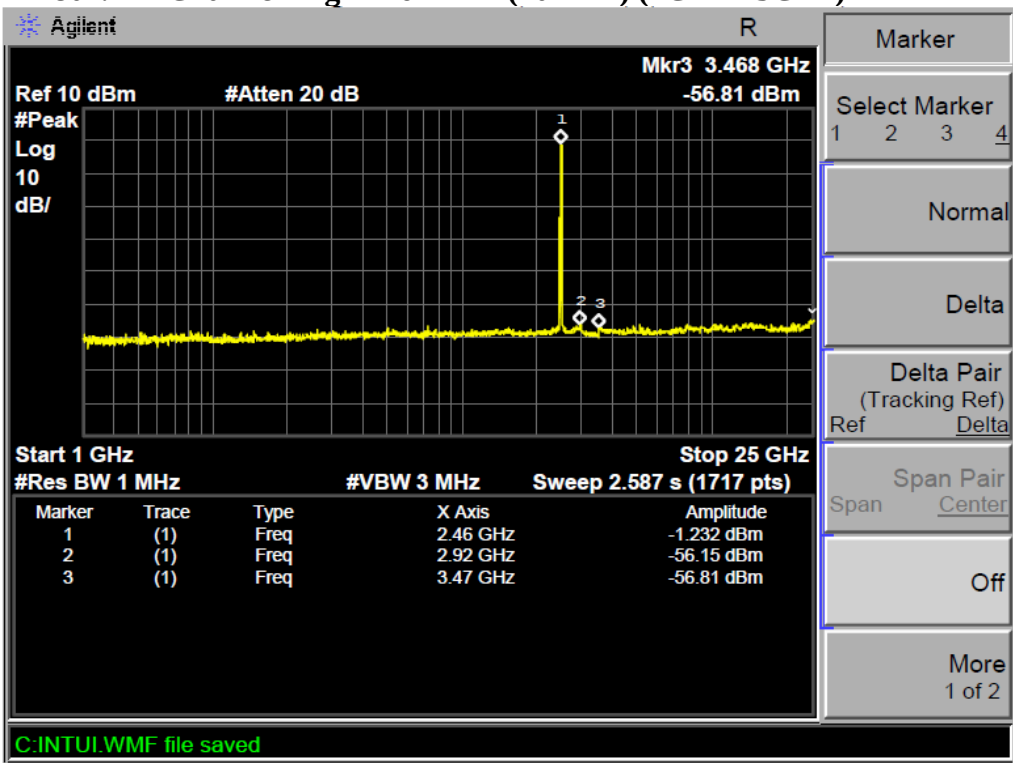

TX 802.11n Channel Low 2422MHz (40MHz) (30MHz-1GHz)

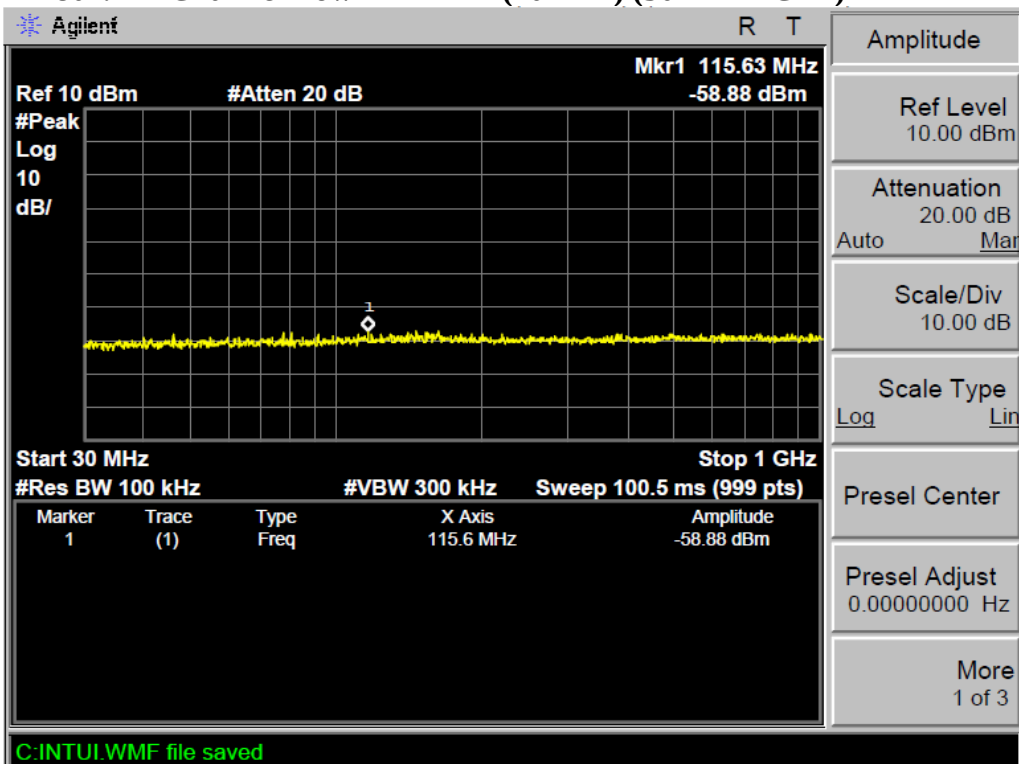

TX 802.11n Channel Low 2422MHz (40MHz) (1GHz-25GHz)

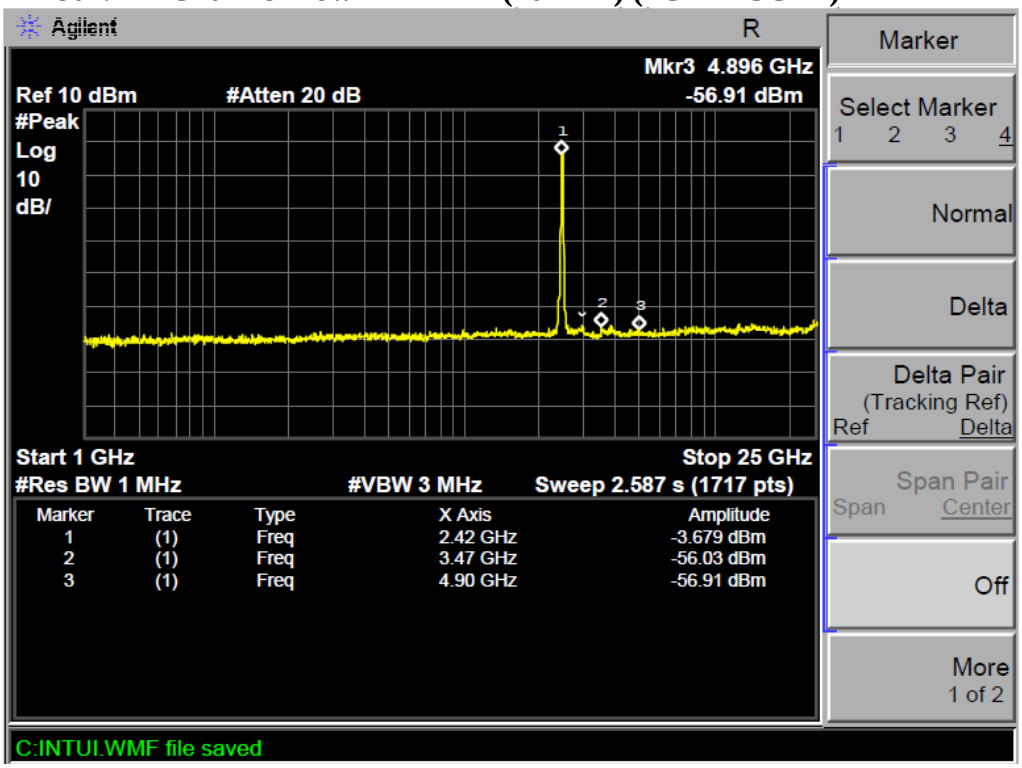

TX 802.11n Channel Middle 2437MHz (40MHz) (30MHz-1GHz)

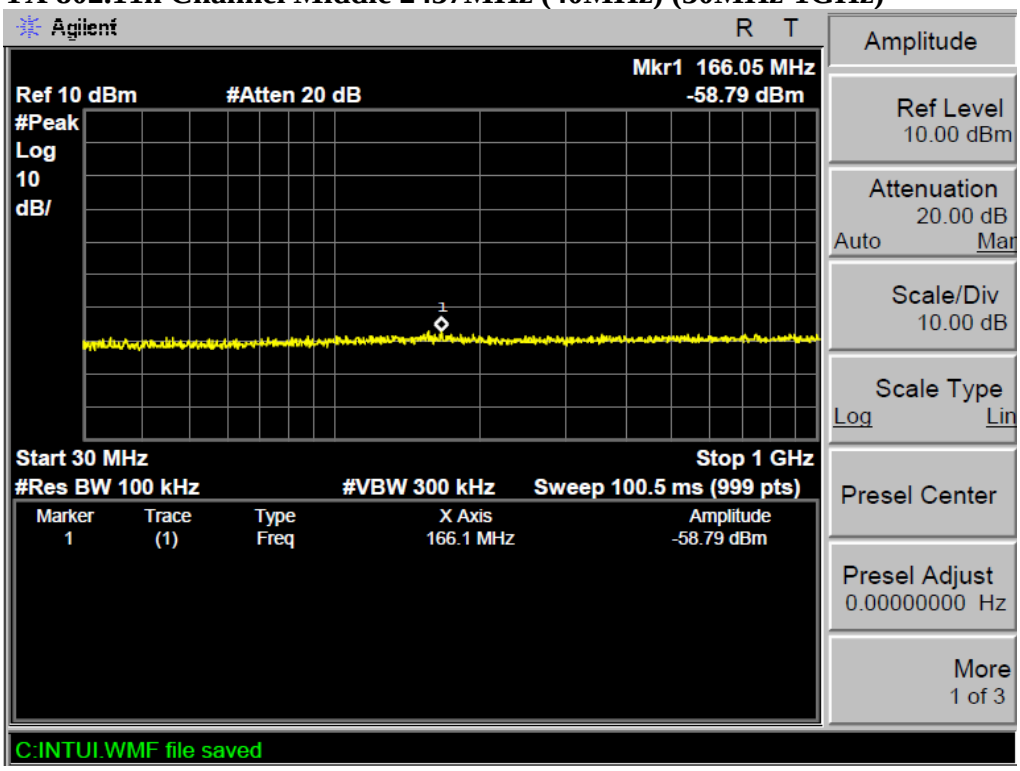

TX 802.11n Channel Middle 2437MHz (40MHz) (1GHz-25GHz)

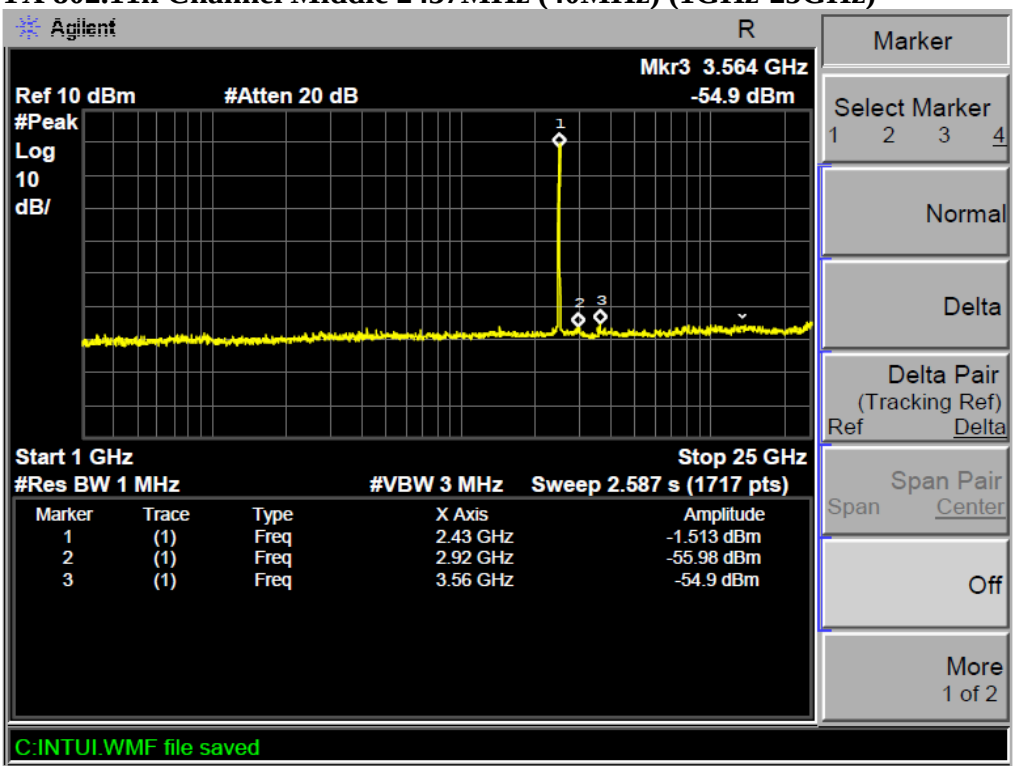

TX 802.11n Channel High 2452MHz (40MHz) (30MHz-1GHz)

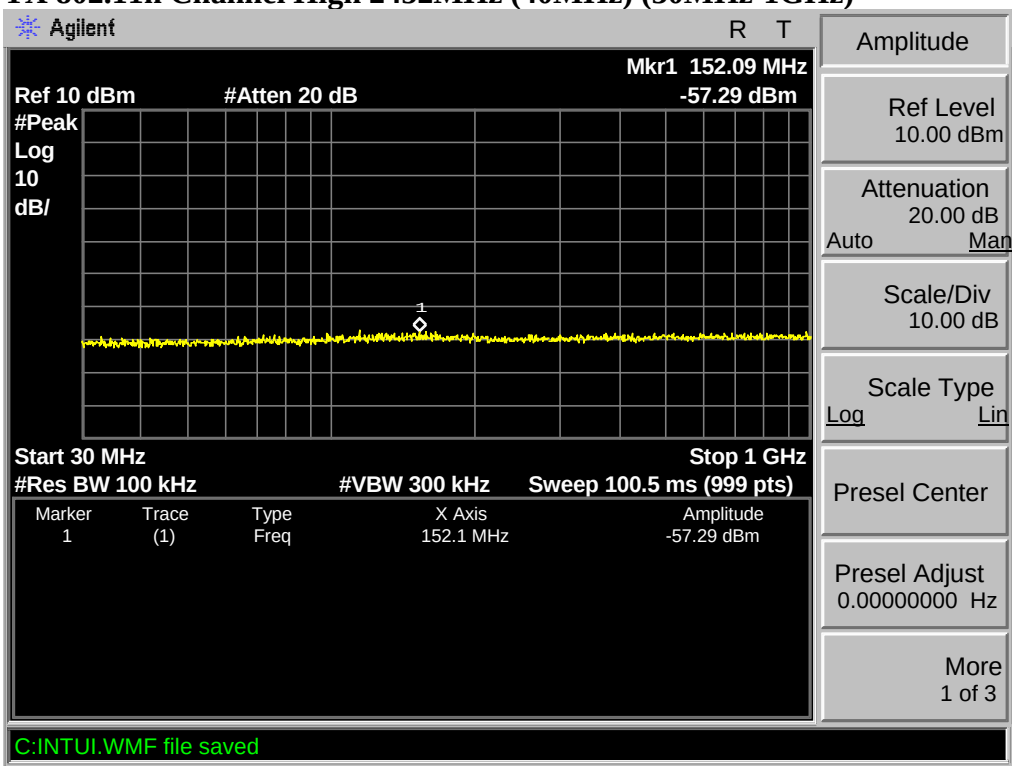

TX 802.11n Channel High 2452MHz (40MHz) (1GHz-25GHz)

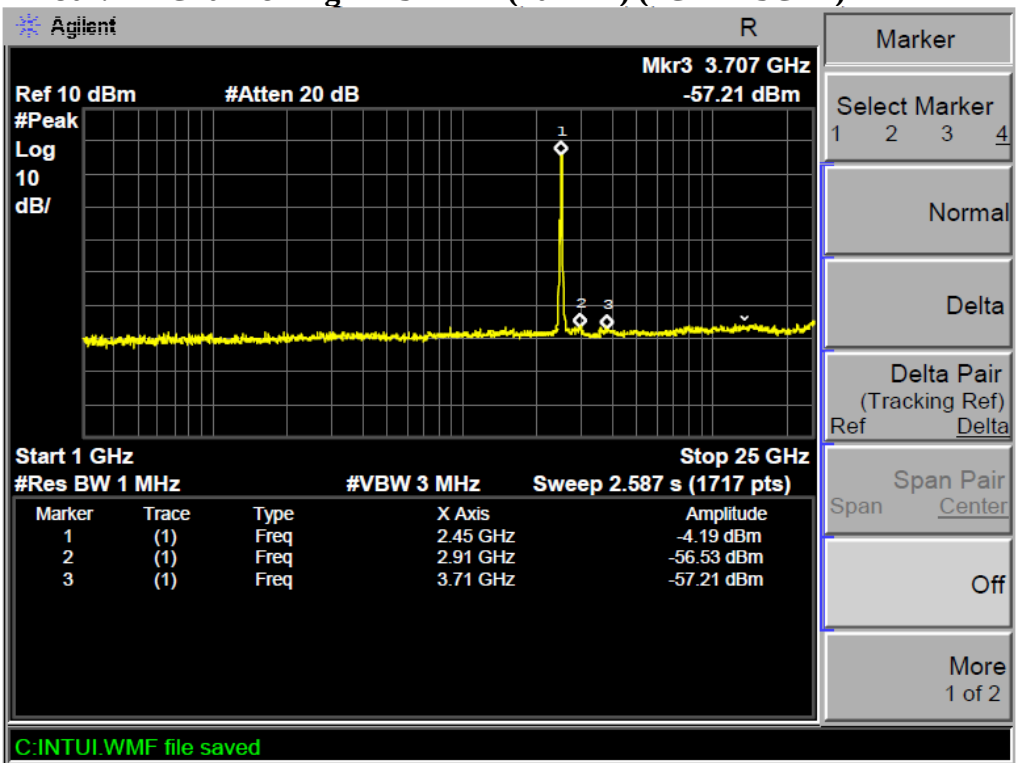

11. AC POWER LINE CONDUCTED EMISSION FOR FCC PART 15 SECTION 15.207(A)

11.1. Block Diagram of Test Setup

11.1.1. Block diagram of connection between the EUT and simulators

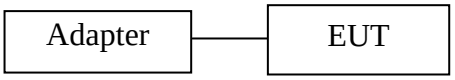

11.1.2. Shielding Room Test Setup Diagram

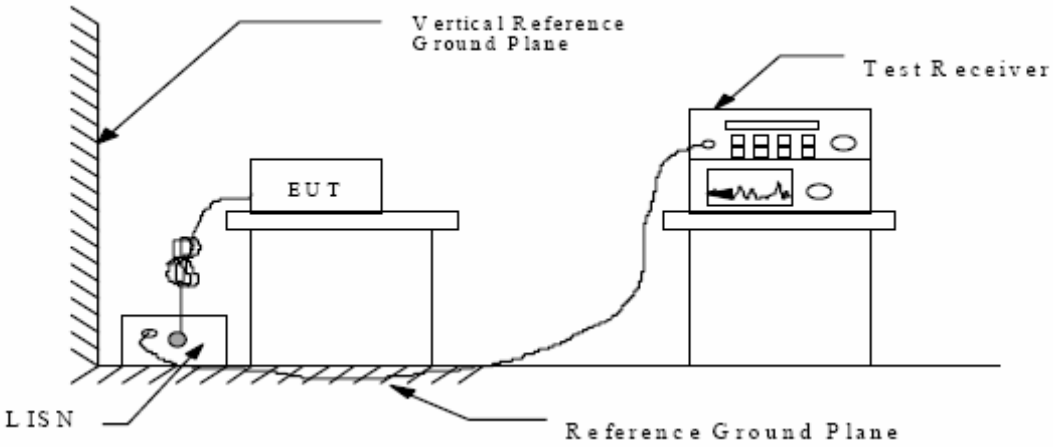

11.2. The Emission Limit

11.2.1. Conducted Emission Measurement Limits According to Section 15.207(a)

Frequency (MHz)	Limit dB(μV)	
	Quasi-peak Level	Average Level
0.15 - 0.50	66.0 – 56.0 *	56.0 – 46.0 *
0.50 - 5.00	56.0	46.0
5.00 - 30.00	60.0	50.0

* Decreases with the logarithm of the frequency.

11.3.Configuration of EUT on Measurement

The equipment are installed on the Conducted Emission Measurement to meet the commission requirements and operating regulations in a manner which tends to maximize its emission characteristics in normal application.

11.4.Operating Condition of EUT

11.4.1.Setup the EUT and simulator as shown as Section 11.1.

11.4.2.Turn on the power of all equipment.

11.4.3.Let the EUT work in (Charging) mode measure it.

11.5.Test Procedure

The EUT is put on the plane 0.8m high above the ground by insulating support and is connected to the power mains through a line impedance stabilization network (L.I.S.N.). This provides a 50ohm coupling impedance for the EUT system. Please refer the block diagram of the test setup and photographs. Both sides of AC lines are checked to find out the maximum conducted emission. In order to find the maximum emission levels, the relative positions of equipment and all of the interface cables shall be changed according to ANSI C63.10: 2013 on Conducted Emission Measurement.

The bandwidth of test receiver (R & S ESCS30) is set at 9kHz.

The frequency range from 150kHz to 30MHz is checked.

11.6.Power Line Conducted Emission Measurement Results

ACCURATE TECHNOLOGY CO.,LTD

CONDUCTED EMISSION STANDARD FCC PART 15 B

EUT:	MID M/N:PC803BXC
Manufacturer:	Natural Sound
Operating Condition:	WIFI
Test Site:	1#Shielding Room
Operator:	star
Test Specification:	N 120V/60Hz
Comment:	Report No.:ATE20150661
Start of Test:	4/7/2015 / 4:01:55PM

SCAN TABLE: "V 150K-30MHz fin"

Short Description: _SUB_STD_VTERM2 1.70

Start Frequency	Stop Frequency	Step Width	Detector	Meas. Time	IF Bandw.	Transducer
150.0 kHz	30.0 MHz	4.5 kHz	QuasiPeak Average	1.0 s	9 kHz	NSLK8126 2008

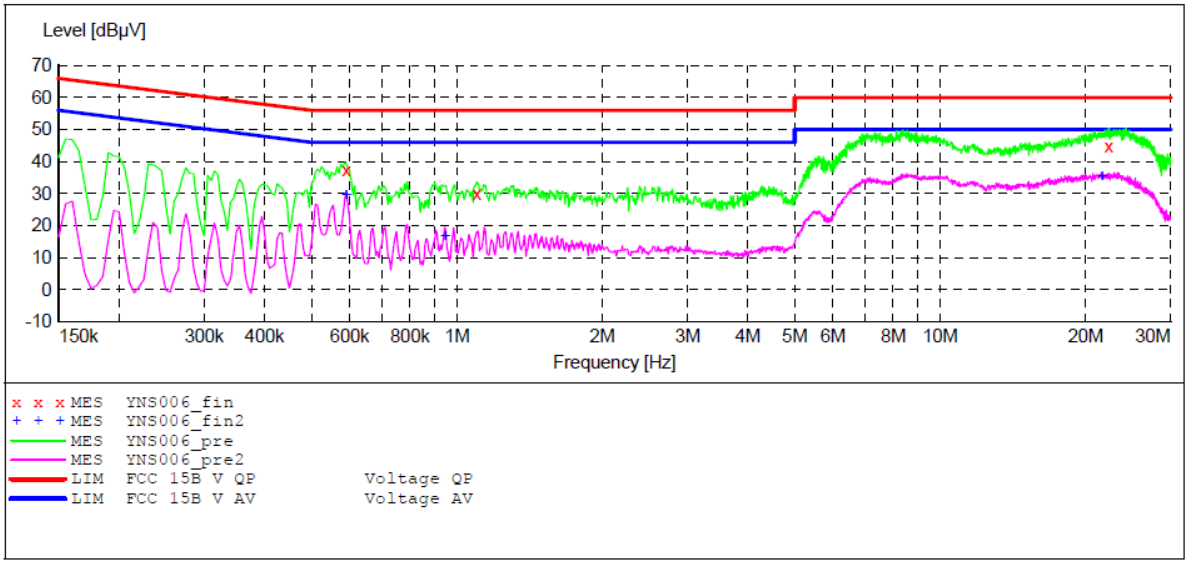

MEASUREMENT RESULT: "YNS006_fin"

4/7/2015 4:02PM

Frequency MHz	Level dBµV	Transd dB	Limit dBµV	Margin dB	Detector	Line	PE
0.590000	37.20	10.7	56	18.8	QP	N	GND
1.100000	30.00	10.9	56	26.0	QP	N	GND
22.375000	44.80	11.4	60	15.2	QP	N	GND

MEASUREMENT RESULT: "YNS006_fin2"

4/7/2015 4:02PM

Frequency MHz	Level dBµV	Transd dB	Limit dBµV	Margin dB	Detector	Line	PE
0.590000	29.60	10.7	46	16.4	AV	N	GND
0.945000	16.80	10.8	46	29.2	AV	N	GND
21.650000	35.50	11.4	50	14.5	AV	N	GND

ACCURATE TECHNOLOGY CO.,LTD

CONDUCTED EMISSION STANDARD FCC PART 15 B

EUT:	MID M/N:PC803BXC
Manufacturer:	Natural Sound
Operating Condition:	WIFI
Test Site:	1#Shielding Room
Operator:	star
Test Specification:	L 120V/60Hz
Comment:	Report No.:ATE20150661
Start of Test:	4/7/2015 / 3:55:33PM

SCAN TABLE: "V 150K-30MHz fin"

Short Description: _SUB_STD_VTERM2 1.70

Start Frequency	Stop Frequency	Step Width	Detector	Meas. Time	IF Bandw.	Transducer
150.0 kHz	30.0 MHz	4.5 kHz	QuasiPeak Average	1.0 s	9 kHz	NSLK8126 2008

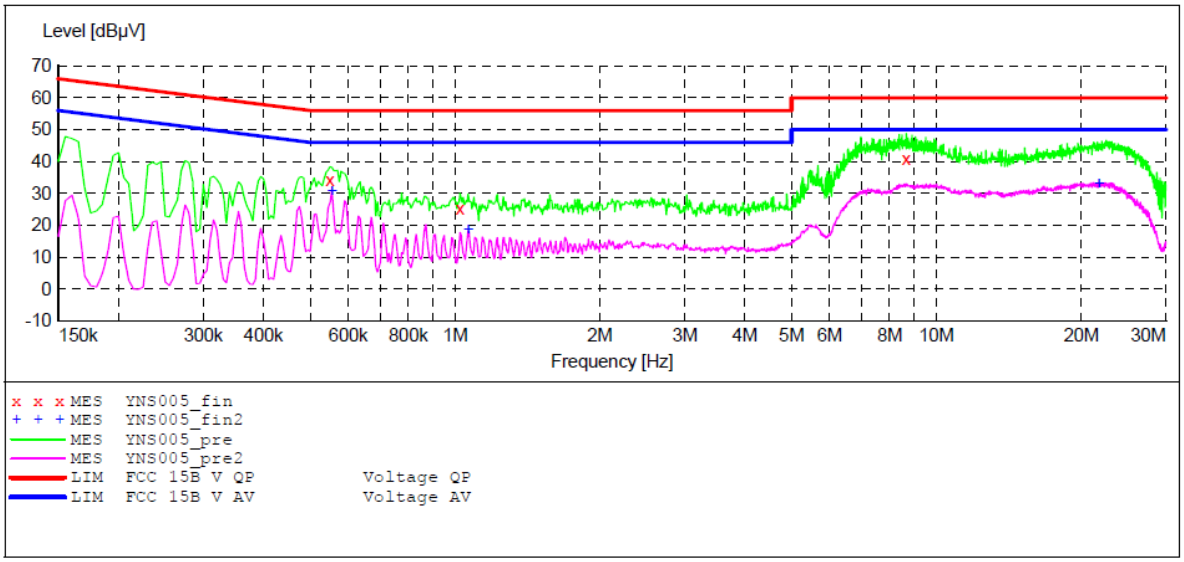

MEASUREMENT RESULT: "YNS005_fin"

4/7/2015 3:58PM

Frequency MHz	Level dBµV	Transd dB	Limit dBµV	Margin dB	Detector	Line	PE
0.550000	34.20	10.7	56	21.8	QP	L1	GND
1.025000	25.30	10.8	56	30.7	QP	L1	GND
8.670000	40.70	11.3	60	19.3	QP	L1	GND

MEASUREMENT RESULT: "YNS005_fin2"

4/7/2015 3:58PM

Frequency MHz	Level dBµV	Transd dB	Limit dBµV	Margin dB	Detector	Line	PE
0.555000	30.80	10.7	46	15.2	AV	L1	GND
1.065000	18.50	10.9	46	27.5	AV	L1	GND
21.775000	32.90	11.4	50	17.1	AV	L1	GND

ACCURATE TECHNOLOGY CO.,LTD

CONDUCTED EMISSION STANDARD FCC PART 15 B

```
EUT:                    MID    M/N:PC803BXC
Manufacturer:           Natural Sound
Operating Condition:    WIFI
Test Site:              1#Shielding Room
Operator:               star
Test Specification:     N 240V
Comment:                Report No.:ATE20150661
Start of Test:          4/7/2015 / 3:50:13PM
```

SCAN TABLE: "V 150K-30MHz fin"

Short Description: _SUB_STD_VTERM2 1.70

Start Frequency	Stop Frequency	Step Width	Detector	Meas. Time	IF Bandw.	Transducer
150.0 kHz	30.0 MHz	4.5 kHz	QuasiPeak Average	1.0 s	9 kHz	NSLK8126 2008

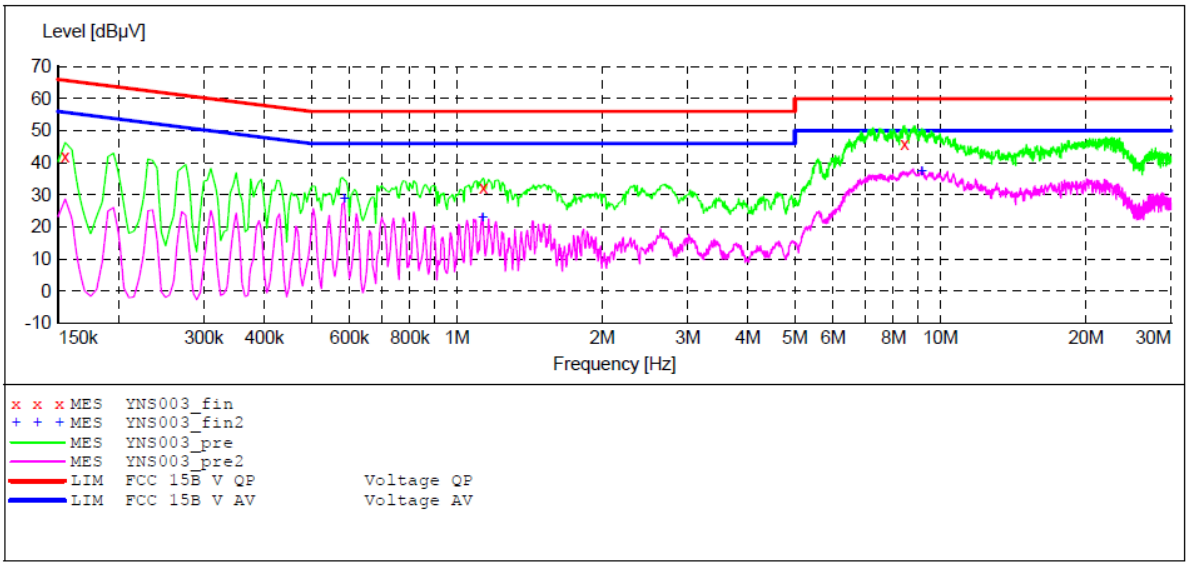

MEASUREMENT RESULT: "YNS003_fin"

4/7/2015 3:50PM

Frequency MHz	Level dBµV	Transd dB	Limit dBµV	Margin dB	Detector	Line	PE
0.155000	42.10	10.5	66	23.6	QP	N	GND
1.135000	32.20	10.9	56	23.8	QP	N	GND
8.440000	45.90	11.3	60	14.1	QP	N	GND

MEASUREMENT RESULT: "YNS003_fin2"

4/7/2015 3:50PM

Frequency MHz	Level dBµV	Transd dB	Limit dBµV	Margin dB	Detector	Line	PE
0.585000	28.60	10.7	46	17.4	AV	N	GND
1.130000	22.90	10.9	46	23.1	AV	N	GND
9.160000	37.20	11.3	50	12.8	AV	N	GND

ACCURATE TECHNOLOGY CO.,LTD

CONDUCTED EMISSION STANDARD FCC PART 15 B

```
EUT:                    MID    M/N:PC803BXC
Manufacturer:           Natural Sound
Operating Condition:    WIFI
Test Site:              1#Shielding Room
Operator:               star
Test Specification:     L 240V
Comment:                Report No.:ATE20150661
Start of Test:          4/7/2015 / 3:51:34PM
```

SCAN TABLE: "V 150K-30MHz fin"

```
  Short Description:            _SUB_STD_VTERM2 1.70
  Start      Stop       Step       Detector  Meas.     IF       Transducer
  Frequency  Frequency  Width                Time      Bandw.
  150.0 kHz  30.0 MHz   4.5 kHz    QuasiPeak 1.0 s     9 kHz    NSLK8126 2008
                                   Average
```

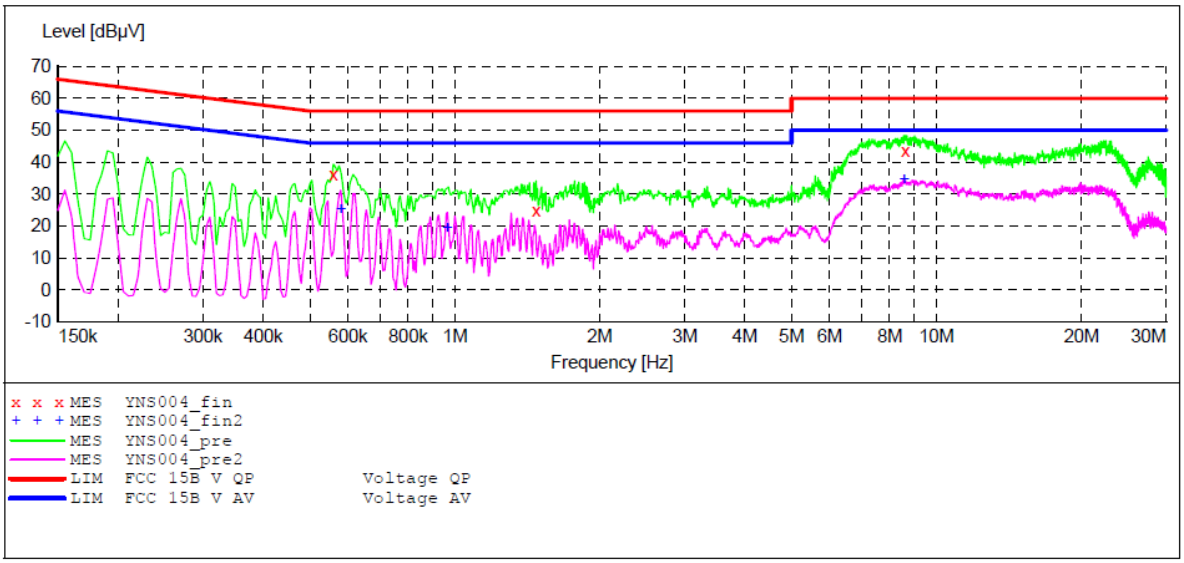

MEASUREMENT RESULT: "YNS004_fin"

4/7/2015 3:55PM

Frequency MHz	Level dBµV	Transd dB	Limit dBµV	Margin dB	Detector	Line	PE
0.560000	36.30	10.7	56	19.7	QP	L1	GND
1.475000	24.90	10.9	56	31.1	QP	L1	GND
8.620000	43.50	11.3	60	16.5	QP	L1	GND

MEASUREMENT RESULT: "YNS004_fin2"

4/7/2015 3:55PM

Frequency MHz	Level dBµV	Transd dB	Limit dBµV	Margin dB	Detector	Line	PE
0.580000	25.20	10.7	46	20.8	AV	L1	GND
0.965000	19.20	10.8	46	26.8	AV	L1	GND
8.580000	34.40	11.3	50	15.6	AV	L1	GND

12. ANTENNA REQUIREMENT

12.1. The Requirement

According to Section 15.203, an intentional radiator shall be designed to ensure that no antenna other than that furnished by the responsible party shall be used with the device.

12.2. Antenna Construction

Device is equipped with unique antenna, which isn't displaced by other antenna. Therefore, the equipment complies with the antenna requirement of Section 15.203.