Test Plot 1#: WCDMA Band 2_Body Back_Low

DUT: UMTS/LTE Data Module; Type: TOBY-L201; Serial: 358502061000710

Communication System: Generic WCDMA; Frequency: 1852.4 MHz;Duty Cycle: 1:1
Medium parameters used: f = 1852.4 MHz; σ = 1.469 S/m; ε_r = 54.547; ρ = 1000 kg/m^3 ;
Phantom section: Left Section

DASY5 Configuration:

- Probe: EX3DV4 - SN7329; ConvF(7.77, 7.77, 7.77); Calibrated: 2017/3/13;
- Sensor-Surface: 1.4mm (Mechanical Surface Detection)
- Electronics: DAE4 Sn772;Calibrated: 2017/10/9
- Phantom: Triple Flat Phantom 5.1C; Type: QD 000 P51 CA; Serial: 1130
- Measurement SW: DASY52, Version 52.8 (8);

Area Scan (111x71x1): Interpolated grid: dx=1.500 mm, dy=1.500 mm
Maximum value of SAR (interpolated) = 1.37 W/kg

Zoom Scan (5x5x7)/Cube 0: Measurement grid: dx=8mm, dy=8mm, dz=5mm
Reference Value = 3.321 V/m; Power Drift = -0.12 dB
Peak SAR (extrapolated) = 1.52 W/kg
SAR(1 g) = 0.848 W/kg; SAR(10 g) = 0.449 W/kg
Maximum value of SAR (measured) = 1.27 W/kg

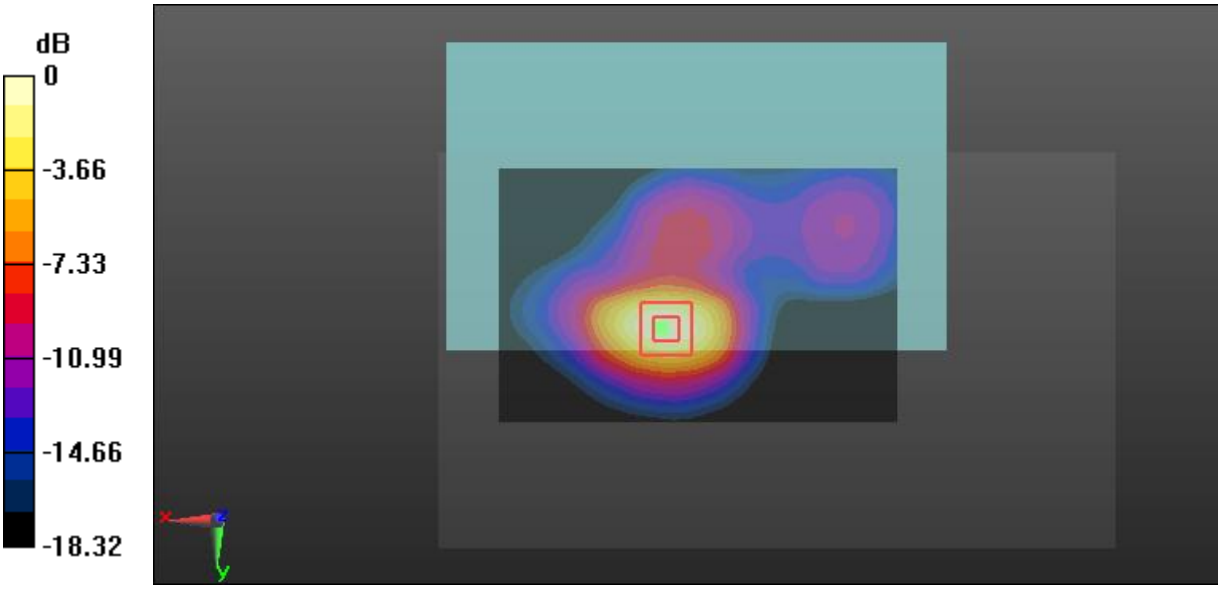

0 dB = 1.27 W/kg = 1.04 dBW/kg

Test Plot 2#: WCDMA Band 2_Body Back_Middle

DUT: UMTS/LTE Data Module; Type: TOBY-L201; Serial: 358502061000710

Communication System: Generic WCDMA; Frequency: 1880 MHz;Duty Cycle: 1:1
Medium parameters used: f = 1880 MHz; σ = 1.485 S/m; ε_r = 54.076; ρ = 1000 kg/m^3 ;
Phantom section: Left Section

DASY5 Configuration:

- Probe: EX3DV4 - SN7329; ConvF(7.77, 7.77, 7.77); Calibrated: 2017/3/13;
- Sensor-Surface: 1.4mm (Mechanical Surface Detection)
- Electronics: DAE4 Sn772;Calibrated: 2017/10/9
- Phantom: Triple Flat Phantom 5.1C; Type: QD 000 P51 CA; Serial: 1130
- Measurement SW: DASY52, Version 52.8 (8);

Area Scan (111x71x1): Interpolated grid: dx=1.500 mm, dy=1.500 mm
Maximum value of SAR (interpolated) = 1.57 W/kg

Zoom Scan (5x5x7)/Cube 0: Measurement grid: dx=8mm, dy=8mm, dz=5mm
Reference Value = 5.726 V/m; Power Drift = 0.04 dB
Peak SAR (extrapolated) = 1.54 W/kg
SAR(1 g) = 0.819 W/kg; SAR(10 g) = 0.404 W/kg
Maximum value of SAR (measured) = 1.27 W/kg

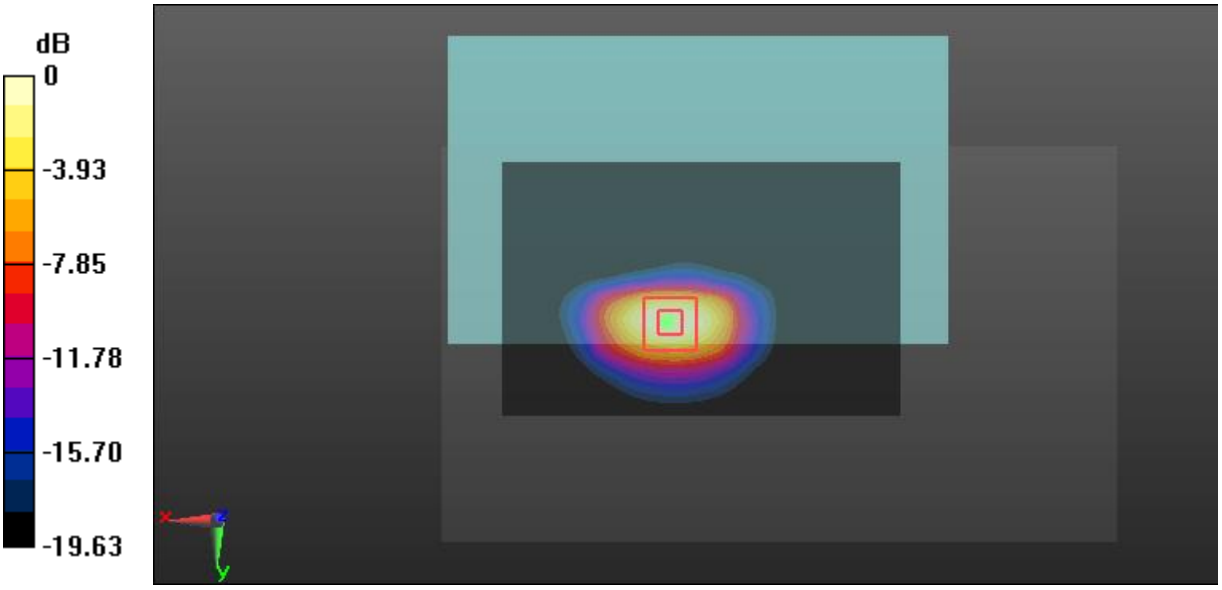

0 dB = 1.27 W/kg = 1.04 dBW/kg

Test Plot 3#: WCDMA Band 2_Body Back_High

DUT: UMTS/LTE Data Module; Type: TOBY-L201; Serial: 358502061000710

Communication System: Generic WCDMA; Frequency: 1907.6 MHz;Duty Cycle: 1:1
Medium parameters used: f = 1907.6 MHz; σ = 1.516 S/m; ε_r = 54.089; ρ = 1000 kg/m^3 ;
Phantom section: Left Section

DASY5 Configuration:

- Probe: EX3DV4 - SN7329; ConvF(7.77, 7.77, 7.77); Calibrated: 2017/3/13;
- Sensor-Surface: 1.4mm (Mechanical Surface Detection)
- Electronics: DAE4 Sn772;Calibrated: 2017/10/9
- Phantom: Triple Flat Phantom 5.1C; Type: QD 000 P51 CA; Serial: 1130
- Measurement SW: DASY52, Version 52.8 (8);

Area Scan (111x71x1): Interpolated grid: dx=1.500 mm, dy=1.500 mm
Maximum value of SAR (interpolated) = 1.18 W/kg

Zoom Scan (5x5x7)/Cube 0: Measurement grid: dx=8mm, dy=8mm, dz=5mm
Reference Value = 6.745 V/m; Power Drift = -0.10 dB
Peak SAR (extrapolated) = 1.35 W/kg
SAR(1 g) = 0.796 W/kg; SAR(10 g) = 0.454 W/kg
Maximum value of SAR (measured) = 1.14 W/kg

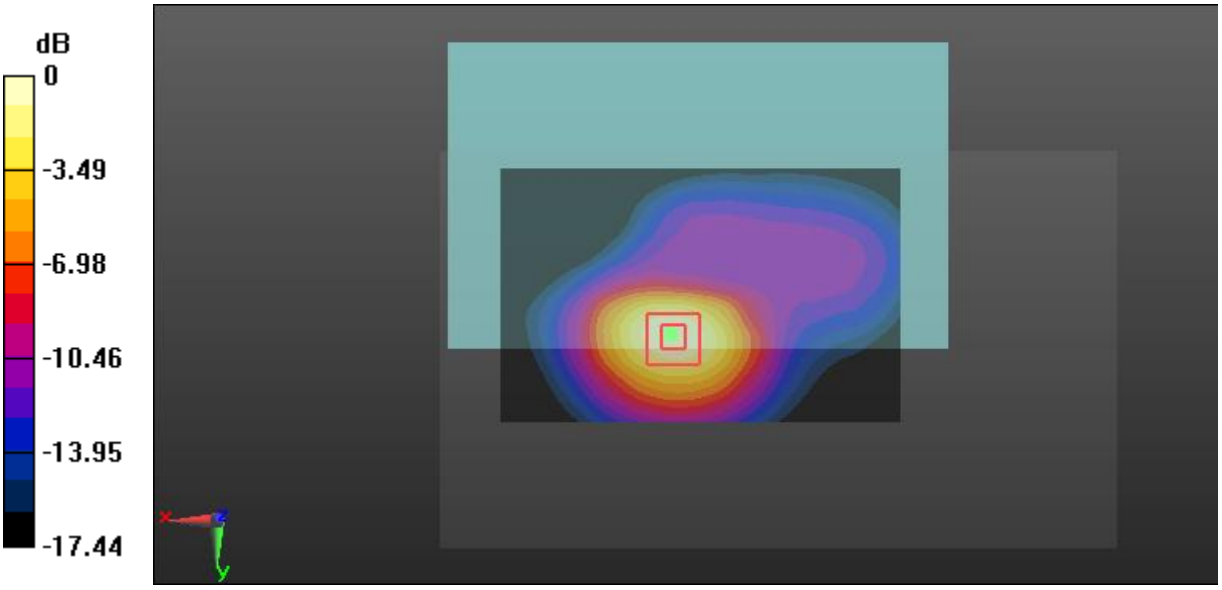

0 dB = 1.14 W/kg = 0.57 dBW/kg

Test Plot 4#: WCDMA Band 2_Body Right_Middle

DUT: UMTS/LTE Data Module; Type: TOBY-L201; Serial: 358502061000710

Communication System: Generic WCDMA; Frequency: 1880 MHz;Duty Cycle: 1:1
Medium parameters used: f = 1880 MHz; σ = 1.485 S/m; ε_r = 54.076; ρ = 1000 kg/m^3 ;
Phantom section: Left Section

DASY5 Configuration:

- Probe: EX3DV4 - SN7329; ConvF(7.77, 7.77, 7.77); Calibrated: 2017/3/13;
- Sensor-Surface: 1.4mm (Mechanical Surface Detection)
- Electronics: DAE4 Sn772;Calibrated: 2017/10/9
- Phantom: Triple Flat Phantom 5.1C; Type: QD 000 P51 CA; Serial: 1130
- Measurement SW: DASY52, Version 52.8 (8);

Area Scan (131x61x1): Interpolated grid: dx=1.500 mm, dy=1.500 mm
Maximum value of SAR (interpolated) = 0.389 W/kg

Zoom Scan (5x5x7)/Cube 0: Measurement grid: dx=8mm, dy=8mm, dz=5mm
Reference Value = 4.722 V/m; Power Drift = 0.11 dB
Peak SAR (extrapolated) = 0.409 W/kg
SAR(1 g) = 0.222 W/kg; SAR(10 g) = 0.156 W/kg
Maximum value of SAR (measured) = 0.342 W/kg

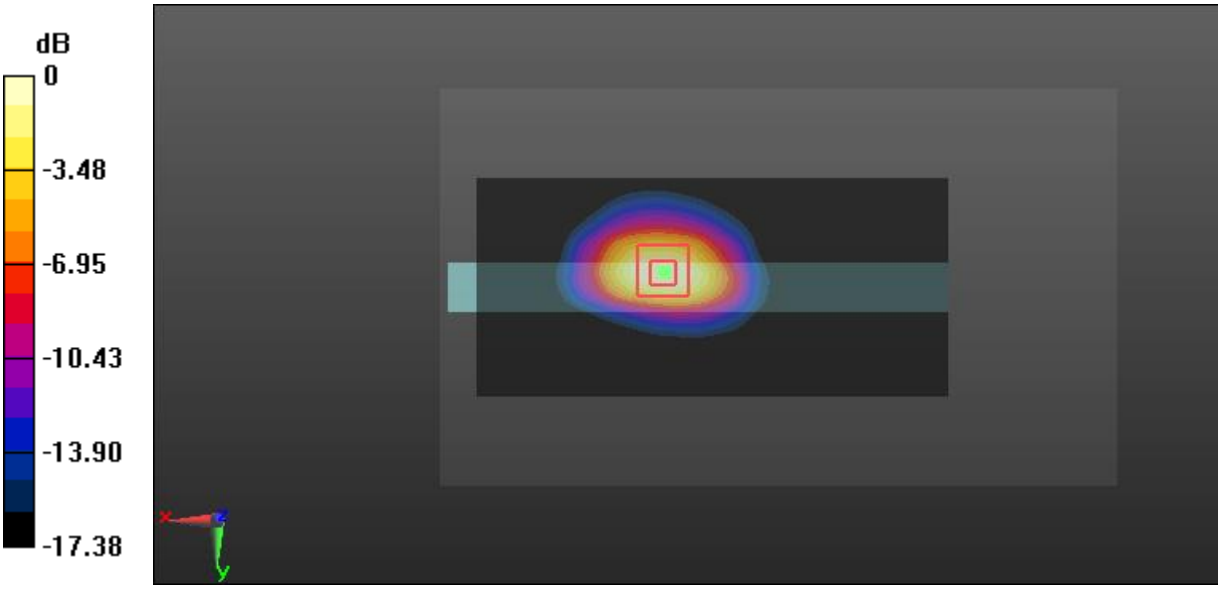

0 dB = 0.342 W/kg = -4.66 dBW/kg

Test Plot 5#: WCDMA Band 2_Body Bottom_Middle

DUT: UMTS/LTE Data Module; Type: TOBY-L201; Serial: 358502061000710

Communication System: Generic WCDMA; Frequency: 1880 MHz;Duty Cycle: 1:1
Medium parameters used: f = 1880 MHz; σ = 1.485 S/m; ε_r = 54.076; ρ = 1000 kg/m^3 ;
Phantom section: Left Section

DASY5 Configuration:

- Probe: EX3DV4 - SN7329; ConvF(7.77, 7.77, 7.77); Calibrated: 2017/3/13;
- Sensor-Surface: 1.4mm (Mechanical Surface Detection)
- Electronics: DAE4 Sn772;Calibrated: 2017/10/9
- Phantom: Triple Flat Phantom 5.1C; Type: QD 000 P51 CA; Serial: 1130
- Measurement SW: DASY52, Version 52.8 (8);

Area Scan (101x71x1): Interpolated grid: dx=1.500 mm, dy=1.500 mm
Maximum value of SAR (interpolated) = 0.0847 W/kg

Zoom Scan (5x5x7)/Cube 0: Measurement grid: dx=8mm, dy=8mm, dz=5mm
Reference Value = 5.059 V/m; Power Drift = -0.05 dB
Peak SAR (extrapolated) = 0.102 W/kg
SAR(1 g) = 0.055 W/kg; SAR(10 g) = 0.030 W/kg
Maximum value of SAR (measured) = 0.0845 W/kg

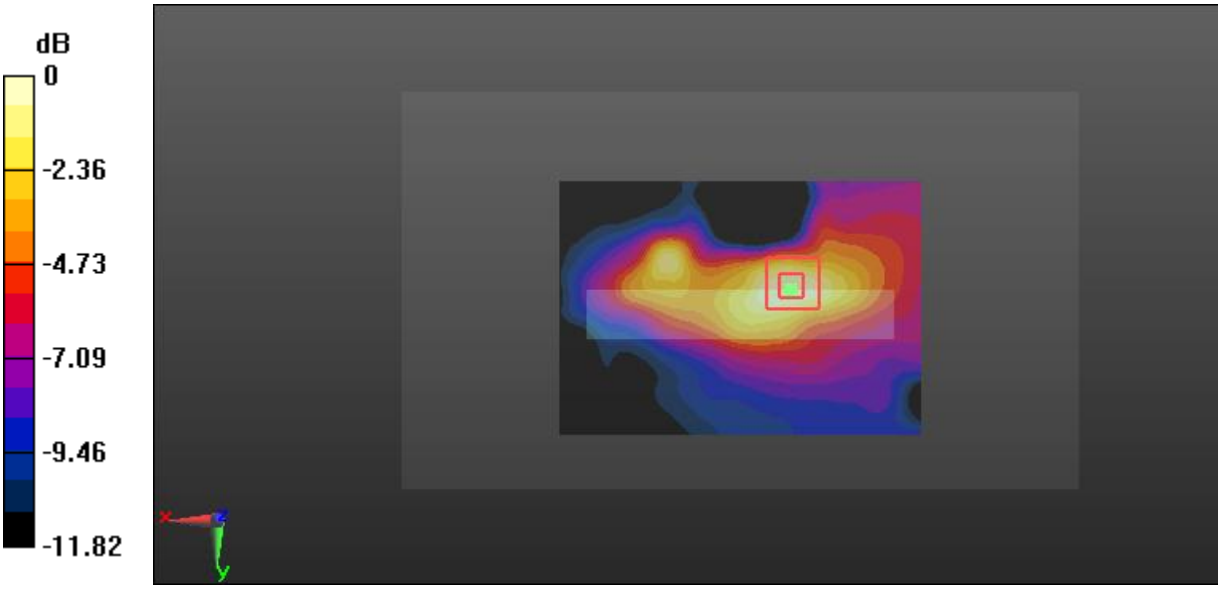

0 dB = 0.0845 W/kg = -10.73 dBW/kg

Test Plot 6#: WCDMA Band 5_Body Back_Middle

DUT: UMTS/LTE Data Module; Type: TOBY-L201; Serial: 358502061000710

Communication System: Generic WCDMA; Frequency: 836.6 MHz;Duty Cycle: 1:1
Medium parameters used: f = 836.6 MHz; σ = 0.958 S/m; ε_r = 57.273; ρ = 1000 kg/m^3 ;
Phantom section: Right Section

DASY5 Configuration:

- Probe: EX3DV4 - SN7329; ConvF(9.58, 9.58, 9.58); Calibrated: 2017/3/13;
- Sensor-Surface: 1.4mm (Mechanical Surface Detection)
- Electronics: DAE4 Sn772;Calibrated: 2017/10/9
- Phantom: Triple Flat Phantom 5.1C; Type: QD 000 P51 CA; Serial: 1130
- Measurement SW: DASY52, Version 52.8 (8);

Area Scan (111x71x1): Interpolated grid: dx=1.500 mm, dy=1.500 mm
Maximum value of SAR (interpolated) = 0.474 W/kg

Zoom Scan (5x5x7)/Cube 0: Measurement grid: dx=8mm, dy=8mm, dz=5mm
Reference Value = 6.221 V/m; Power Drift = -0.10 dB
Peak SAR (extrapolated) = 0.803 W/kg
SAR(1 g) = 0.314 W/kg; SAR(10 g) = 0.137 W/kg
Maximum value of SAR (measured) = 0.558 W/kg

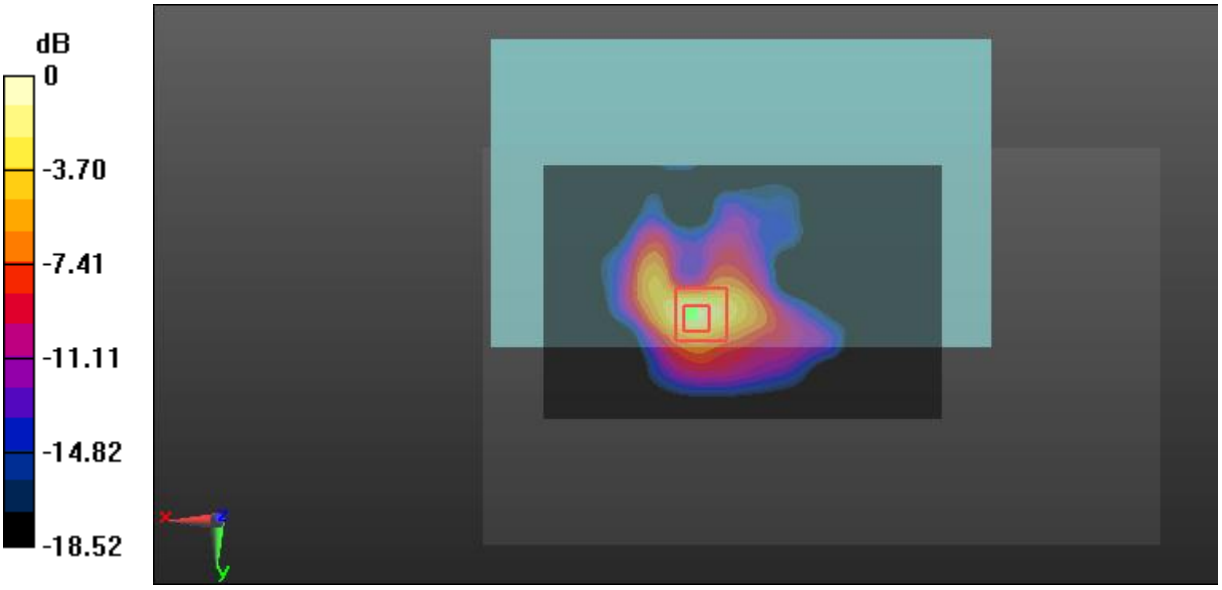

0 dB = 0.558 W/kg = -2.53 dBW/kg

Test Plot 7#: WCDMA Band 5_Body Right_Middle

DUT: UMTS/LTE Data Module; Type: TOBY-L201; Serial: 358502061000710

Communication System: Generic WCDMA; Frequency: 836.6 MHz;Duty Cycle: 1:1
Medium parameters used: f = 836.6 MHz; σ = 0.958 S/m; ε_r = 57.273; ρ = 1000 kg/m^3 ;
Phantom section: Right Section

DASY5 Configuration:

- Probe: EX3DV4 - SN7329; ConvF(9.58, 9.58, 9.58); Calibrated: 2017/3/13;
- Sensor-Surface: 1.4mm (Mechanical Surface Detection)
- Electronics: DAE4 Sn772;Calibrated: 2017/10/9
- Phantom: Triple Flat Phantom 5.1C; Type: QD 000 P51 CA; Serial: 1130
- Measurement SW: DASY52, Version 52.8 (8);

Area Scan (131x61x1): Interpolated grid: dx=1.500 mm, dy=1.500 mm
Maximum value of SAR (interpolated) = 0.0239 W/kg

Zoom Scan (6x6x7)/Cube 0: Measurement grid: dx=8mm, dy=8mm, dz=5mm
Reference Value = 4.703 V/m; Power Drift = 0.12 dB
Peak SAR (extrapolated) = 0.0330 W/kg
SAR(1 g) = 0.0083 W/kg; SAR(10 g) = 0.00405 W/kg
Maximum value of SAR (measured) = 0.0192 W/kg

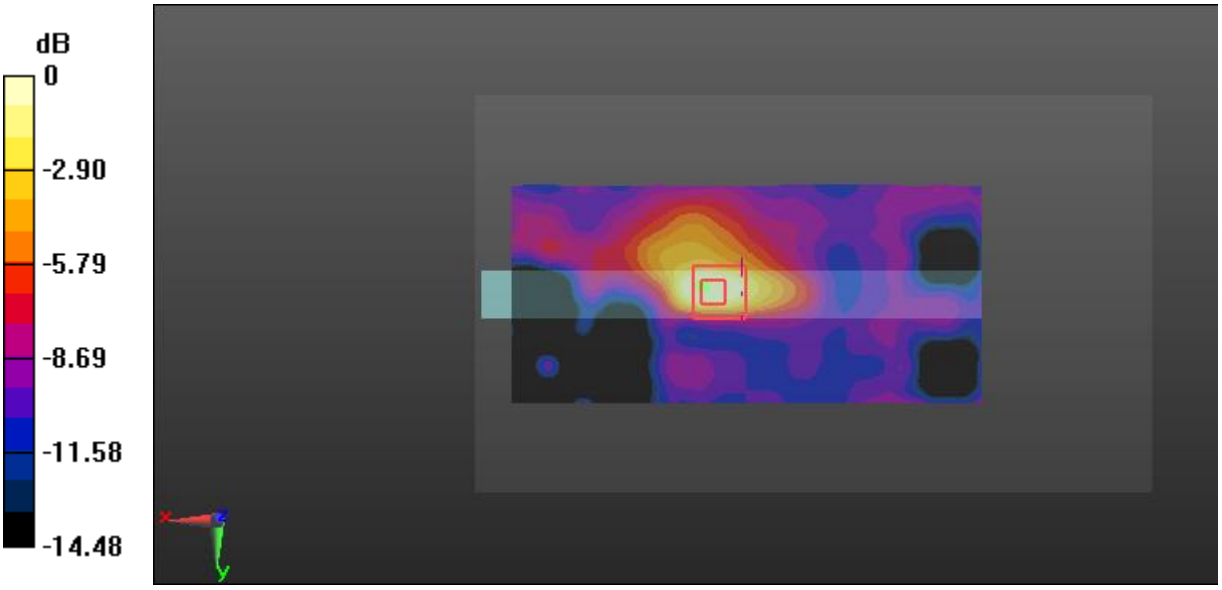

0 dB = 0.0192 W/kg = -17.17 dBW/kg

Test Plot 8#: LTE Band 2_Body Back_Low_1RB

DUT: UMTS/LTE Data Module; Type: TOBY-L201; Serial: 358502061000710

Communication System: Generic FDD-LTE; Frequency: 1860 MHz;Duty Cycle: 1:1
Medium parameters used: f = 1860 MHz; σ = 1.469 S/m; ε_r = 54.373; ρ = 1000 kg/m^3 ;
Phantom section: Left Section

DASY5 Configuration:

- Probe: EX3DV4 - SN7329; ConvF(7.77, 7.77, 7.77); Calibrated: 2017/3/13;
- Sensor-Surface: 1.4mm (Mechanical Surface Detection)
- Electronics: DAE4 Sn772;Calibrated: 2017/10/9
- Phantom: Triple Flat Phantom 5.1C; Type: QD 000 P51 CA; Serial: 1130
- Measurement SW: DASY52, Version 52.8 (8);

Area Scan (111x71x1): Interpolated grid: dx=1.500 mm, dy=1.500 mm
Maximum value of SAR (interpolated) = 1.33 W/kg

Zoom Scan (5x5x7)/Cube 0: Measurement grid: dx=8mm, dy=8mm, dz=5mm
Reference Value = 3.382 V/m; Power Drift = -0.10 dB
Peak SAR (extrapolated) = 1.55 W/kg
SAR(1 g) = 0.825 W/kg; SAR(10 g) = 0.409 W/kg
Maximum value of SAR (measured) = 1.27 W/kg

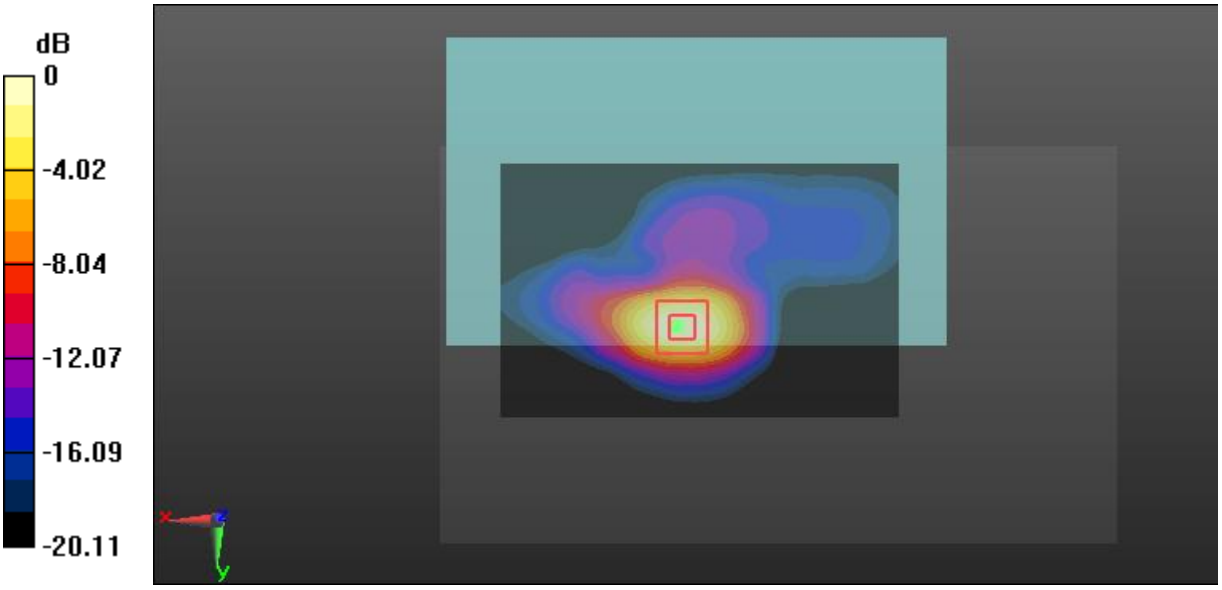

0 dB = 1.27 W/kg = 1.04 dBW/kg

Test Plot 9#: LTE Band 2_Body Back_Middle_1RB

DUT: UMTS/LTE Data Module; Type: TOBY-L201; Serial: 358502061000710

Communication System: Generic FDD-LTE; Frequency: 1880 MHz;Duty Cycle: 1:1
Medium parameters used: f = 1880 MHz; σ = 1.485 S/m; ε_r = 54.076; ρ = 1000 kg/m^3 ;
Phantom section: Left Section

DASY5 Configuration:

- Probe: EX3DV4 - SN7329; ConvF(7.77, 7.77, 7.77); Calibrated: 2017/3/13;
- Sensor-Surface: 1.4mm (Mechanical Surface Detection)
- Electronics: DAE4 Sn772;Calibrated: 2017/10/9
- Phantom: Triple Flat Phantom 5.1C; Type: QD 000 P51 CA; Serial: 1130
- Measurement SW: DASY52, Version 52.8 (8);

Area Scan (111x71x1): Interpolated grid: dx=1.500 mm, dy=1.500 mm
Maximum value of SAR (interpolated) = 1.38 W/kg

Zoom Scan (5x5x7)/Cube 0: Measurement grid: dx=8mm, dy=8mm, dz=5mm
Reference Value = 9.730 V/m; Power Drift = -0.19 dB
Peak SAR (extrapolated) = 1.58 W/kg
SAR(1 g) = 0.906 W/kg; SAR(10 g) = 0.479 W/kg
Maximum value of SAR (measured) = 1.32 W/kg

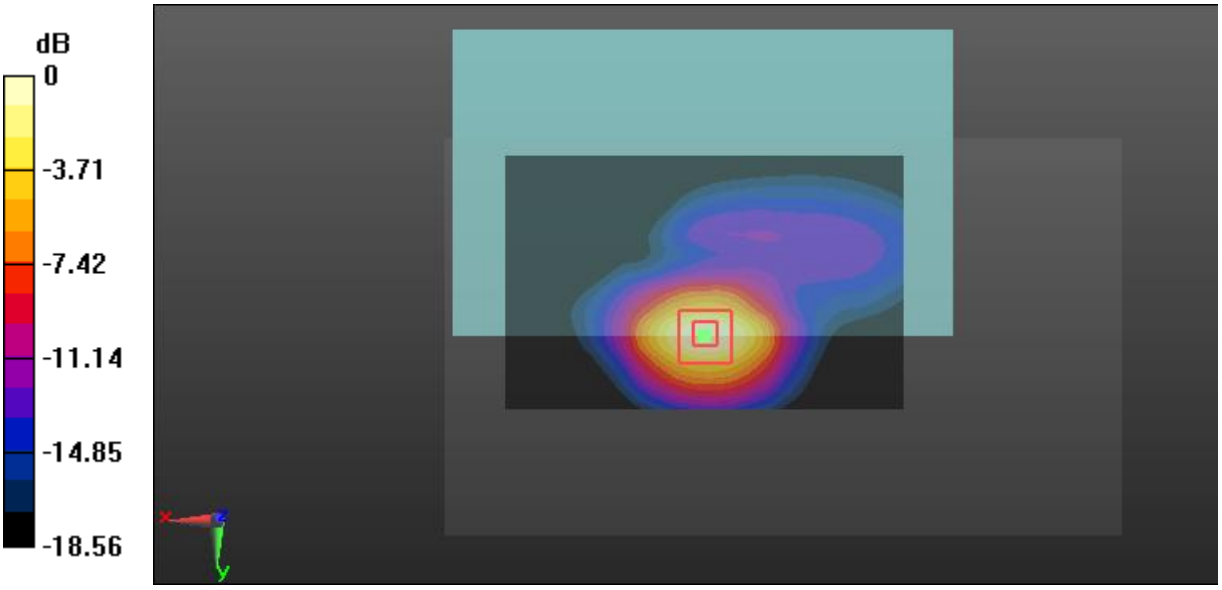

0 dB = 1.32 W/kg = 1.21 dBW/kg

Test Plot 10#: LTE Band 2_Body Back_High_1RB

DUT: UMTS/LTE Data Module; Type: TOBY-L201; Serial: 358502061000710

Communication System: Generic FDD-LTE; Frequency: 1900 MHz;Duty Cycle: 1:1
Medium parameters used: f = 1900 MHz; σ = 1.522 S/m; ε_r = 54.183; ρ = 1000 kg/m^3 ;
Phantom section: Left Section

DASY5 Configuration:

- Probe: EX3DV4 - SN7329; ConvF(7.77, 7.77, 7.77); Calibrated: 2017/3/13;
- Sensor-Surface: 1.4mm (Mechanical Surface Detection)
- Electronics: DAE4 Sn772;Calibrated: 2017/10/9
- Phantom: Triple Flat Phantom 5.1C; Type: QD 000 P51 CA; Serial: 1130
- Measurement SW: DASY52, Version 52.8 (8);

Area Scan (111x71x1): Interpolated grid: dx=1.500 mm, dy=1.500 mm
Maximum value of SAR (interpolated) = 1.34 W/kg

Zoom Scan (5x5x7)/Cube 0: Measurement grid: dx=8mm, dy=8mm, dz=5mm
Reference Value = 5.811 V/m; Power Drift = -0.05 dB
Peak SAR (extrapolated) = 1.59 W/kg
SAR(1 g) = 0.862 W/kg; SAR(10 g) = 0.449 W/kg
Maximum value of SAR (measured) = 1.31 W/kg

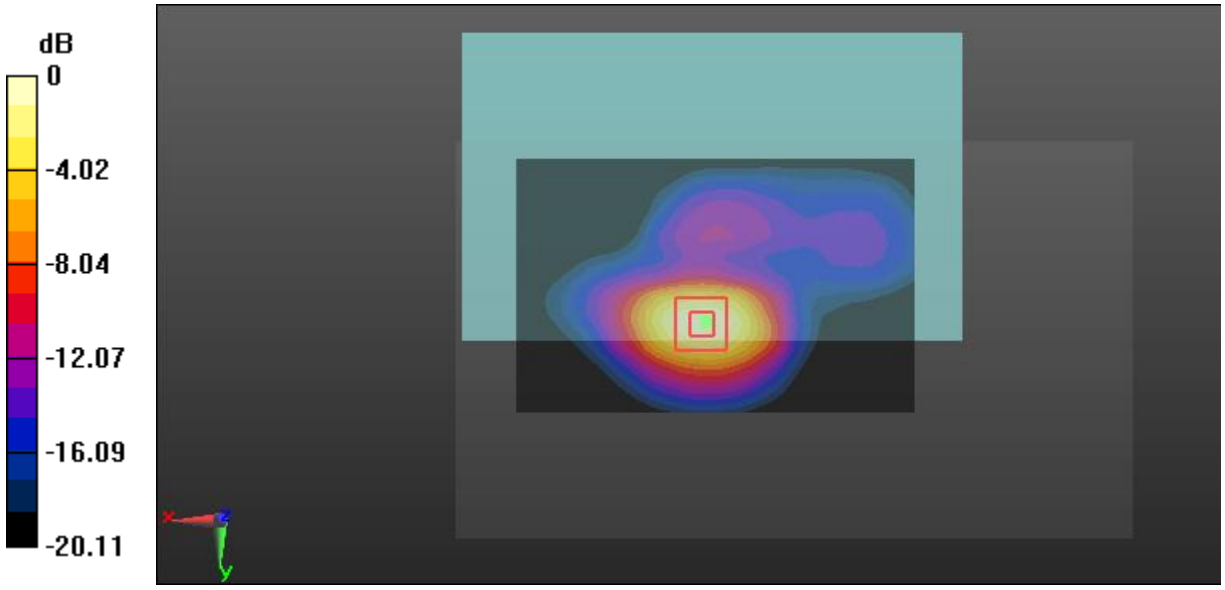

0 dB = 1.31 W/kg = 1.17 dBW/kg

Test Plot 11#: LTE Band 2_Body Back_Low_50%RB

DUT: UMTS/LTE Data Module; Type: TOBY-L201; Serial: 358502061000710

Communication System: Generic FDD-LTE; Frequency: 1860 MHz;Duty Cycle: 1:1
Medium parameters used: f = 1860 MHz; σ = 1.469 S/m; ε_r = 54.373; ρ = 1000 kg/m^3 ;
Phantom section: Left Section

DASY5 Configuration:

- Probe: EX3DV4 - SN7329; ConvF(7.77, 7.77, 7.77); Calibrated: 2017/3/13;
- Sensor-Surface: 1.4mm (Mechanical Surface Detection)
- Electronics: DAE4 Sn772;Calibrated: 2017/10/9
- Phantom: Triple Flat Phantom 5.1C; Type: QD 000 P51 CA; Serial: 1130
- Measurement SW: DASY52, Version 52.8 (8);

Area Scan (111x71x1): Interpolated grid: dx=1.500 mm, dy=1.500 mm
Maximum value of SAR (interpolated) = 0.941 W/kg

Zoom Scan (5x5x7)/Cube 0: Measurement grid: dx=8mm, dy=8mm, dz=5mm
Reference Value = 5.268 V/m; Power Drift = -0.16 dB
Peak SAR (extrapolated) = 1.14 W/kg
SAR(1 g) = 0.643 W/kg; SAR(10 g) = 0.345 W/kg
Maximum value of SAR (measured) = 0.956 W/kg

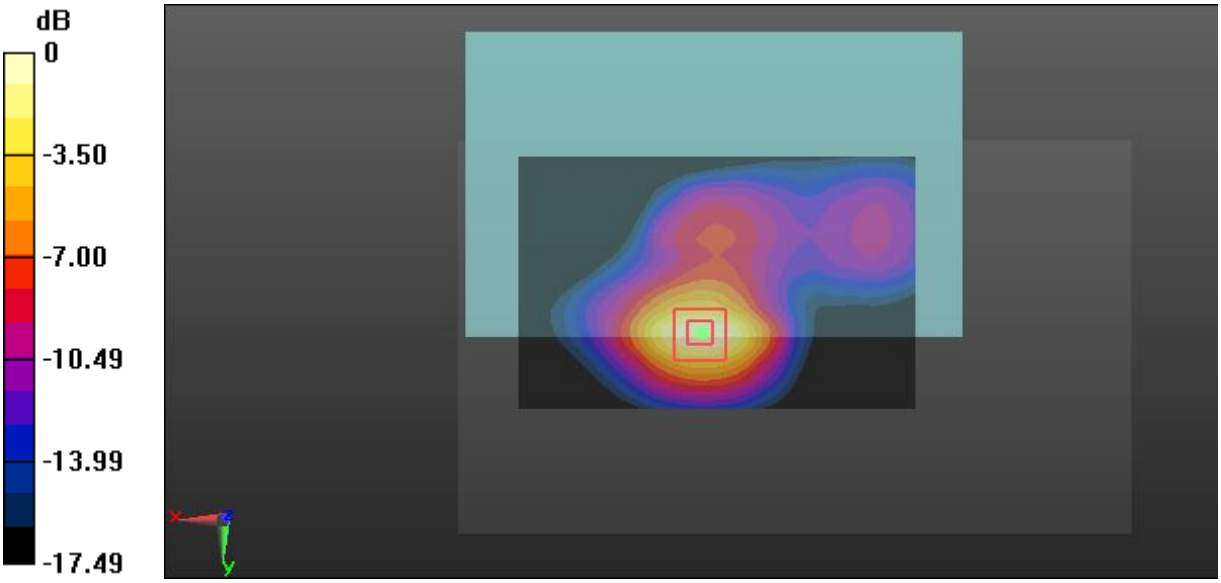

0 dB = 0.956 W/kg = -0.20 dBW/kg

Test Plot 12#: LTE Band 2_Body Back_Middle_50%RB

DUT: UMTS/LTE Data Module; Type: TOBY-L201; Serial: 358502061000710

Communication System: Generic FDD-LTE; Frequency: 1880 MHz;Duty Cycle: 1:1
Medium parameters used: f = 1880 MHz; σ = 1.485 S/m; ε_r = 54.076; ρ = 1000 kg/m^3 ;
Phantom section: Left Section

DASY5 Configuration:

- Probe: EX3DV4 - SN7329; ConvF(7.77, 7.77, 7.77); Calibrated: 2017/3/13;
- Sensor-Surface: 1.4mm (Mechanical Surface Detection)
- Electronics: DAE4 Sn772;Calibrated: 2017/10/9
- Phantom: Triple Flat Phantom 5.1C; Type: QD 000 P51 CA; Serial: 1130
- Measurement SW: DASY52, Version 52.8 (8);

Area Scan (111x71x1): Interpolated grid: dx=1.500 mm, dy=1.500 mm
Maximum value of SAR (interpolated) = 1.05 W/kg

Zoom Scan (5x5x7)/Cube 0: Measurement grid: dx=8mm, dy=8mm, dz=5mm
Reference Value = 6.428 V/m; Power Drift = -0.05 dB
Peak SAR (extrapolated) = 1.24 W/kg
SAR(1 g) = 0.702 W/kg; SAR(10 g) = 0.372 W/kg
Maximum value of SAR (measured) = 1.02 W/kg

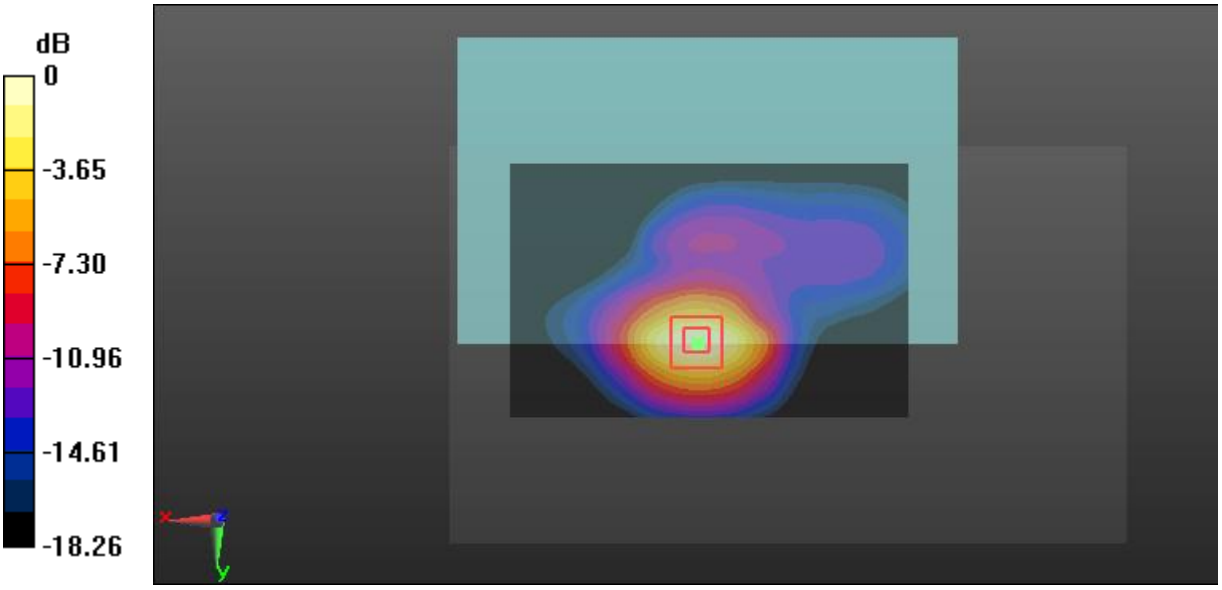

0 dB = 1.02 W/kg = 0.09 dBW/kg

Test Plot 13#: LTE Band 2_Body Back_High_50%RB

DUT: UMTS/LTE Data Module; Type: TOBY-L201; Serial: 358502061000710

Communication System: Generic FDD-LTE; Frequency: 1900 MHz;Duty Cycle: 1:1
Medium parameters used: f = 1900 MHz; σ = 1.522 S/m; ε_r = 54.183; ρ = 1000 kg/m^3 ;
Phantom section: Left Section

DASY5 Configuration:

- Probe: EX3DV4 - SN7329; ConvF(7.77, 7.77, 7.77); Calibrated: 2017/3/13;
- Sensor-Surface: 1.4mm (Mechanical Surface Detection)
- Electronics: DAE4 Sn772;Calibrated: 2017/10/9
- Phantom: Triple Flat Phantom 5.1C; Type: QD 000 P51 CA; Serial: 1130
- Measurement SW: DASY52, Version 52.8 (8);

Area Scan (111x71x1): Interpolated grid: dx=1.500 mm, dy=1.500 mm
Maximum value of SAR (interpolated) = 1.07 W/kg

Zoom Scan (5x5x7)/Cube 0: Measurement grid: dx=8mm, dy=8mm, dz=5mm
Reference Value = 6.001 V/m; Power Drift = -0.12 dB
Peak SAR (extrapolated) = 1.25 W/kg
SAR(1 g) = 0.684 W/kg; SAR(10 g) = 0.361 W/kg
Maximum value of SAR (measured) = 1.02 W/kg



0 dB = 1.02 W/kg = 0.09 dBW/kg

Test Plot 14#: LTE Band 2_Body Back_Middle_100%RB

DUT: UMTS/LTE Data Module; Type: TOBY-L201; Serial: 358502061000710

Communication System: Generic FDD-LTE; Frequency: 1880 MHz;Duty Cycle: 1:1
Medium parameters used: f = 1880 MHz; σ = 1.485 S/m; ε_r = 54.076; ρ = 1000 kg/m^3 ;
Phantom section: Left Section

DASY5 Configuration:

- Probe: EX3DV4 - SN7329; ConvF(7.77, 7.77, 7.77); Calibrated: 2017/3/13;
- Sensor-Surface: 1.4mm (Mechanical Surface Detection)
- Electronics: DAE4 Sn772;Calibrated: 2017/10/9
- Phantom: Triple Flat Phantom 5.1C; Type: QD 000 P51 CA; Serial: 1130
- Measurement SW: DASY52, Version 52.8 (8);

Area Scan (111x71x1): Interpolated grid: dx=1.500 mm, dy=1.500 mm
Maximum value of SAR (interpolated) = 0.959 W/kg

Zoom Scan (5x5x7)/Cube 0: Measurement grid: dx=8mm, dy=8mm, dz=5mm
Reference Value = 5.589 V/m; Power Drift = -0.07 dB
Peak SAR (extrapolated) = 1.13 W/kg
SAR(1 g) = 0.632 W/kg; SAR(10 g) = 0.334 W/kg
Maximum value of SAR (measured) = 0.942 W/kg

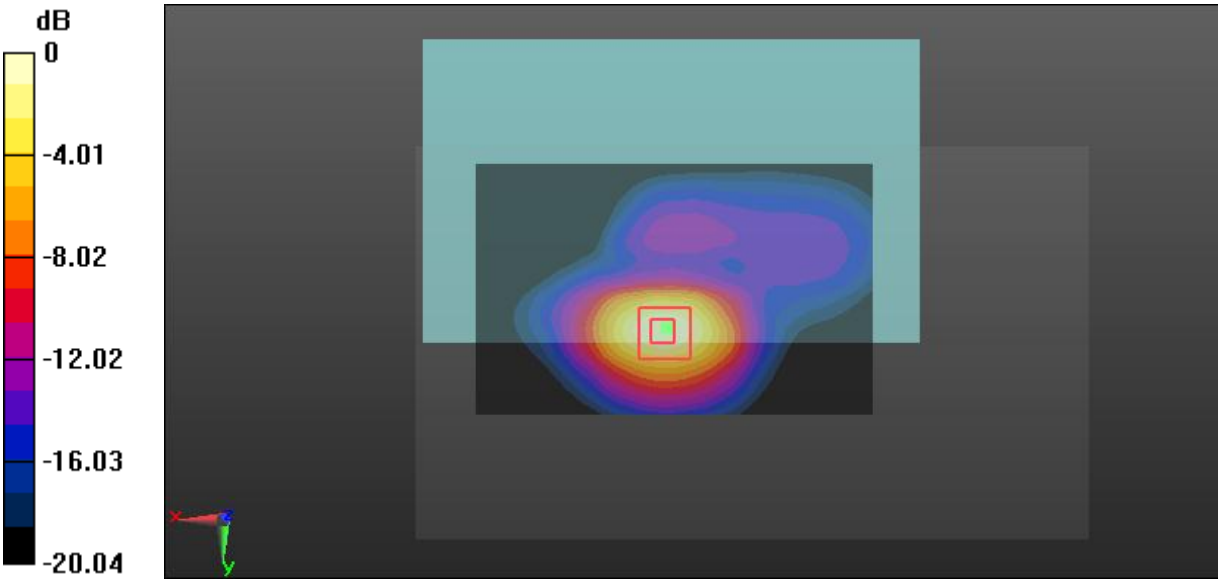

0 dB = 0.942 W/kg = -0.26 dBW/kg

Test Plot 15#: LTE Band 2_Body Right_Middle_1RB

DUT: UMTS/LTE Data Module; Type: TOBY-L201; Serial: 358502061000710

Communication System: Generic FDD-LTE; Frequency: 1880 MHz;Duty Cycle: 1:1
Medium parameters used: f = 1880 MHz; σ = 1.485 S/m; ε_r = 54.076; ρ = 1000 kg/m^3 ;
Phantom section: Left Section

DASY5 Configuration:

- Probe: EX3DV4 - SN7329; ConvF(7.77, 7.77, 7.77); Calibrated: 2017/3/13;
- Sensor-Surface: 1.4mm (Mechanical Surface Detection)
- Electronics: DAE4 Sn772;Calibrated: 2017/10/9
- Phantom: Triple Flat Phantom 5.1C; Type: QD 000 P51 CA; Serial: 1130
- Measurement SW: DASY52, Version 52.8 (8);

Area Scan (131x81x1): Interpolated grid: dx=1.500 mm, dy=1.500 mm
Maximum value of SAR (interpolated) = 0.303 W/kg

Zoom Scan (5x5x7)/Cube 0: Measurement grid: dx=8mm, dy=8mm, dz=5mm
Reference Value = 5.495 V/m; Power Drift = -0.00 dB
Peak SAR (extrapolated) = 0.347 W/kg
SAR(1 g) = 0.202 W/kg; SAR(10 g) = 0.123 W/kg
Maximum value of SAR (measured) = 0.296 W/kg

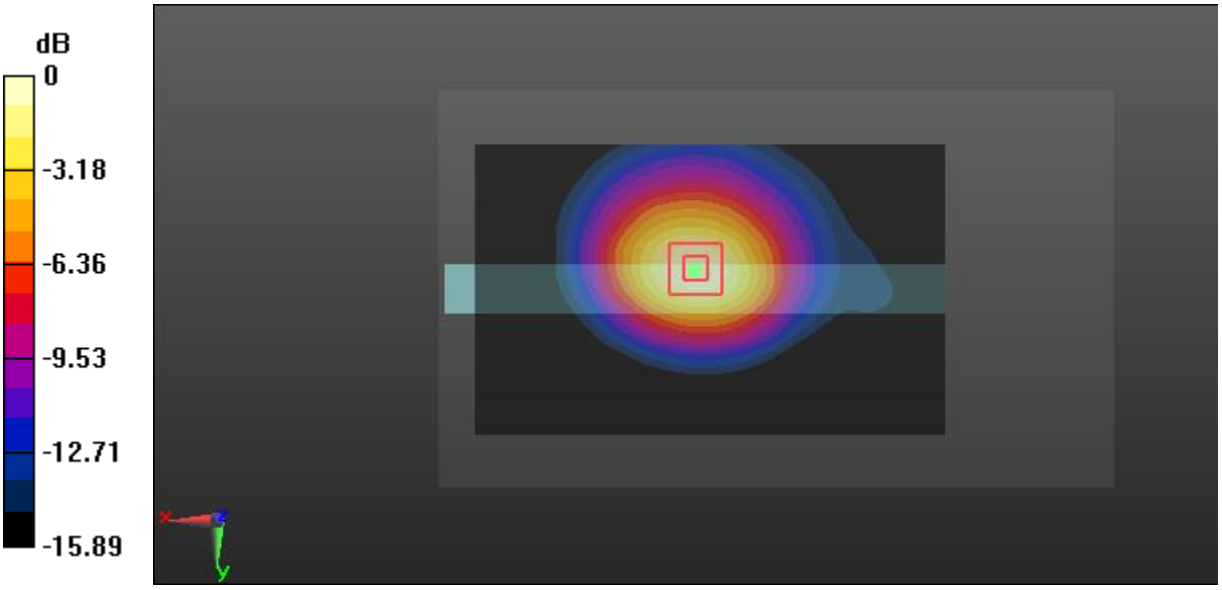

0 dB = 0.296 W/kg = -5.29 dBW/kg

Test Plot 16#: LTE Band 2_Body Right_Middle_50%RB

DUT: UMTS/LTE Data Module; Type: TOBY-L201; Serial: 358502061000710

Communication System: Generic FDD-LTE; Frequency: 1880 MHz;Duty Cycle: 1:1
Medium parameters used: f = 1880 MHz; σ = 1.485 S/m; ε_r = 54.076; ρ = 1000 kg/m^3 ;
Phantom section: Left Section

DASY5 Configuration:

- Probe: EX3DV4 - SN7329; ConvF(7.77, 7.77, 7.77); Calibrated: 2017/3/13;
- Sensor-Surface: 1.4mm (Mechanical Surface Detection)
- Electronics: DAE4 Sn772;Calibrated: 2017/10/9
- Phantom: Triple Flat Phantom 5.1C; Type: QD 000 P51 CA; Serial: 1130
- Measurement SW: DASY52, Version 52.8 (8);

Area Scan (131x81x1): Interpolated grid: dx=1.500 mm, dy=1.500 mm
Maximum value of SAR (interpolated) = 0.242 W/kg

Zoom Scan (5x5x7)/Cube 0: Measurement grid: dx=8mm, dy=8mm, dz=5mm
Reference Value = 4.951 V/m; Power Drift = -0.18 dB
Peak SAR (extrapolated) = 0.273 W/kg
SAR(1 g) = 0.165 W/kg; SAR(10 g) = 0.097 W/kg
Maximum value of SAR (measured) = 0.232 W/kg



0 dB = 0.232 W/kg = -6.35 dBW/kg

Test Plot 17#: LTE Band 2_Body Bottom_Middle_1RB

DUT: UMTS/LTE Data Module; Type: TOBY-L201; Serial: 358502061000710

Communication System: Generic FDD-LTE; Frequency: 1880 MHz;Duty Cycle: 1:1
Medium parameters used: f = 1880 MHz; σ = 1.485 S/m; ε_r = 54.076; ρ = 1000 kg/m^3 ;
Phantom section: Left Section

DASY5 Configuration:

- Probe: EX3DV4 - SN7329; ConvF(7.77, 7.77, 7.77); Calibrated: 2017/3/13;
- Sensor-Surface: 1.4mm (Mechanical Surface Detection)
- Electronics: DAE4 Sn772;Calibrated: 2017/10/9
- Phantom: Triple Flat Phantom 5.1C; Type: QD 000 P51 CA; Serial: 1130
- Measurement SW: DASY52, Version 52.8 (8);

Area Scan (101x71x1): Interpolated grid: dx=1.500 mm, dy=1.500 mm
Maximum value of SAR (interpolated) = 0.0220 W/kg

Zoom Scan (5x5x7)/Cube 0: Measurement grid: dx=8mm, dy=8mm, dz=5mm
Reference Value = 4.288 V/m; Power Drift = 0.13 dB
Peak SAR (extrapolated) = 0.0350 W/kg
SAR(1 g) = 0.019 W/kg; SAR(10 g) = 0.012 W/kg
Maximum value of SAR (measured) = 0.0282 W/kg

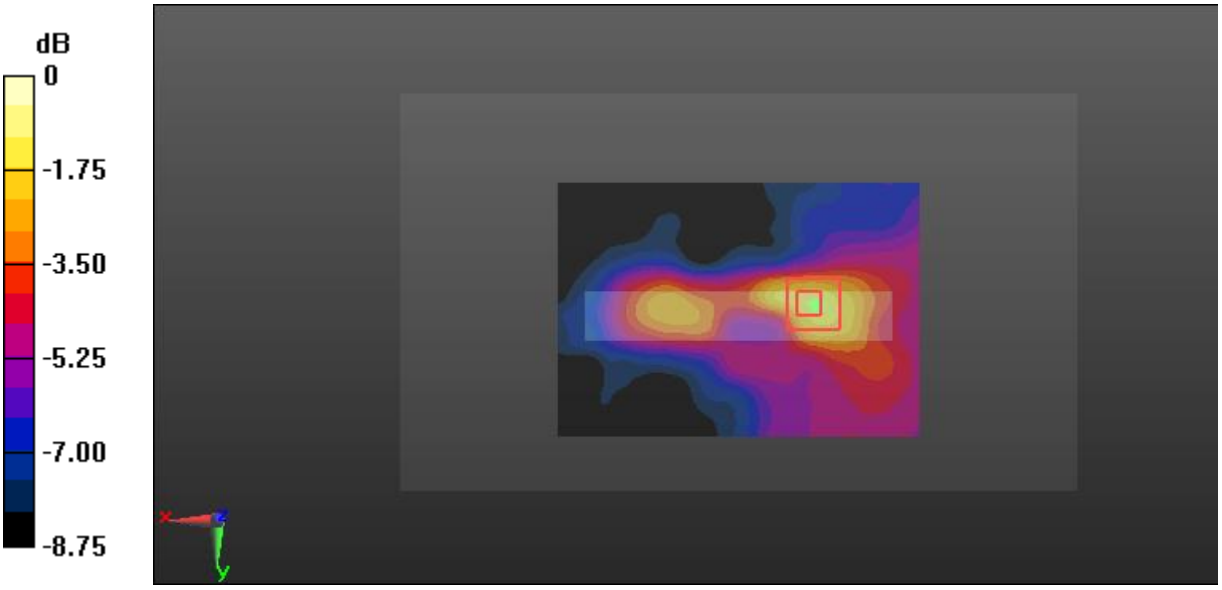

0 dB = 0.0282 W/kg = -15.50 dBW/kg

Test Plot 18#: LTE Band 2_Body Bottom_Middle_50%RB

DUT: UMTS/LTE Data Module; Type: TOBY-L201; Serial: 358502061000710

Communication System: Generic FDD-LTE; Frequency: 1880 MHz;Duty Cycle: 1:1
Medium parameters used: f = 1880 MHz; σ = 1.485 S/m; ε_r = 54.076; ρ = 1000 kg/m^3 ;
Phantom section: Left Section

DASY5 Configuration:

- Probe: EX3DV4 - SN7329; ConvF(7.77, 7.77, 7.77); Calibrated: 2017/3/13;
- Sensor-Surface: 1.4mm (Mechanical Surface Detection)
- Electronics: DAE4 Sn772;Calibrated: 2017/10/9
- Phantom: Triple Flat Phantom 5.1C; Type: QD 000 P51 CA; Serial: 1130
- Measurement SW: DASY52, Version 52.8 (8);

Area Scan (101x71x1): Interpolated grid: dx=1.500 mm, dy=1.500 mm
Maximum value of SAR (interpolated) = 0.0121 W/kg

Zoom Scan (5x5x7)/Cube 0: Measurement grid: dx=8mm, dy=8mm, dz=5mm
Reference Value = 4.303 V/m; Power Drift = -0.09 dB
Peak SAR (extrapolated) = 0.0170 W/kg
SAR(1 g) = 0.00994 W/kg; SAR(10 g) = 0.00716 W/kg
Maximum value of SAR (measured) = 0.0141 W/kg



0 dB = 0.0141 W/kg = -18.51 dBW/kg

Test Plot 19#: LTE Band 4_Body Back_Low_1RB

DUT: UMTS/LTE Data Module; Type: TOBY-L201; Serial: 358502061000710

Communication System: Generic FDD-LTE; Frequency: 1720 MHz;Duty Cycle: 1:1
Medium parameters used: f = 1720 MHz; σ = 1.509 S/m; ε_r = 52.668; ρ = 1000 kg/m^3 ;
Phantom section: Center Section

DASY5 Configuration:

- Probe: EX3DV4 - SN7329; ConvF(8.13, 8.13, 8.13); Calibrated: 2017/3/13;
- Sensor-Surface: 1.4mm (Mechanical Surface Detection)
- Electronics: DAE4 Sn772;Calibrated: 2017/10/9
- Phantom: Triple Flat Phantom 5.1C; Type: QD 000 P51 CA; Serial: 1130
- Measurement SW: DASY52, Version 52.8 (8);

Area Scan (111x71x1): Interpolated grid: dx=1.500 mm, dy=1.500 mm
Maximum value of SAR (interpolated) = 1.29 W/kg

Zoom Scan (5x5x7)/Cube 0: Measurement grid: dx=8mm, dy=8mm, dz=5mm
Reference Value = 4.717 V/m; Power Drift = -0.13 dB
Peak SAR (extrapolated) = 1.59 W/kg
SAR(1 g) = 0.817 W/kg; SAR(10 g) = 0.397 W/kg
Maximum value of SAR (measured) = 1.28 W/kg

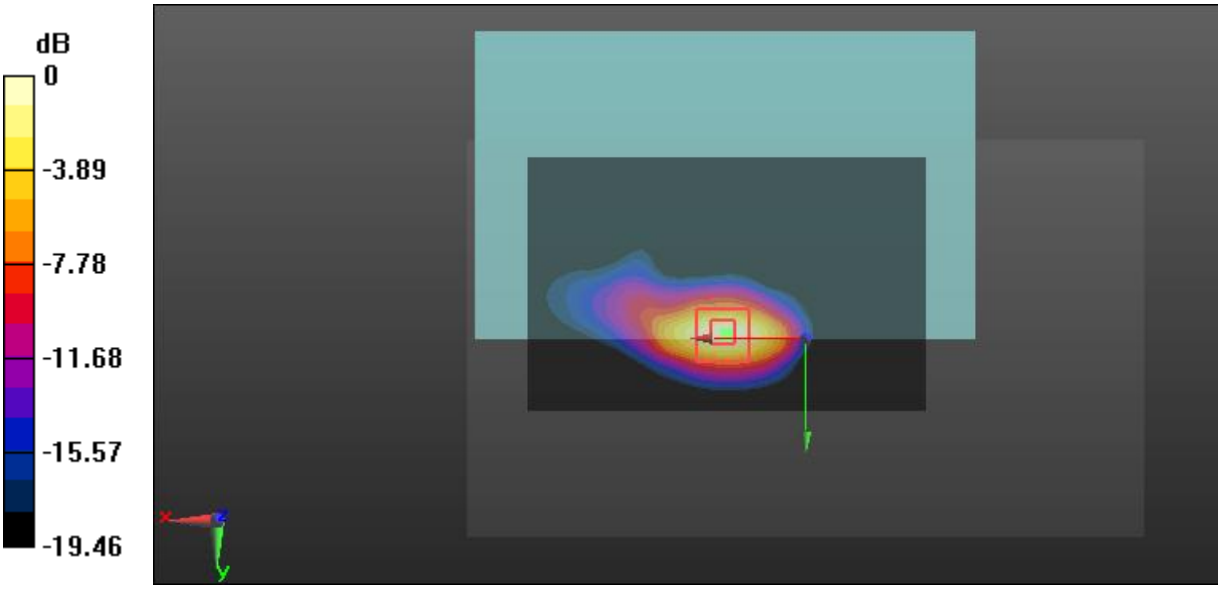

0 dB = 1.28 W/kg = 1.07 dBW/kg

Test Plot 20#: LTE Band 4_Body Back_Middle_1RB

DUT: UMTS/LTE Data Module; Type: TOBY-L201; Serial: 358502061000710

Communication System: Generic FDD-LTE; Frequency: 1732.5 MHz;Duty Cycle: 1:1
Medium parameters used: f = 1732.5 MHz; σ = 1.528 S/m; ε_r = 52.789; ρ = 1000 kg/m^3 ;
Phantom section: Center Section

DASY5 Configuration:

- Probe: EX3DV4 - SN7329; ConvF(8.13, 8.13, 8.13); Calibrated: 2017/3/13;
- Sensor-Surface: 1.4mm (Mechanical Surface Detection)
- Electronics: DAE4 Sn772;Calibrated: 2017/10/9
- Phantom: Triple Flat Phantom 5.1C; Type: QD 000 P51 CA; Serial: 1130
- Measurement SW: DASY52, Version 52.8 (8);

Area Scan (111x71x1): Interpolated grid: dx=1.500 mm, dy=1.500 mm
Maximum value of SAR (interpolated) = 1.23 W/kg

Zoom Scan (5x5x7)/Cube 0: Measurement grid: dx=8mm, dy=8mm, dz=5mm
Reference Value = 3.970 V/m; Power Drift = -0.08 dB
Peak SAR (extrapolated) = 1.64 W/kg
SAR(1 g) = 0.821 W/kg; SAR(10 g) = 0.394 W/kg
Maximum value of SAR (measured) = 1.31 W/kg

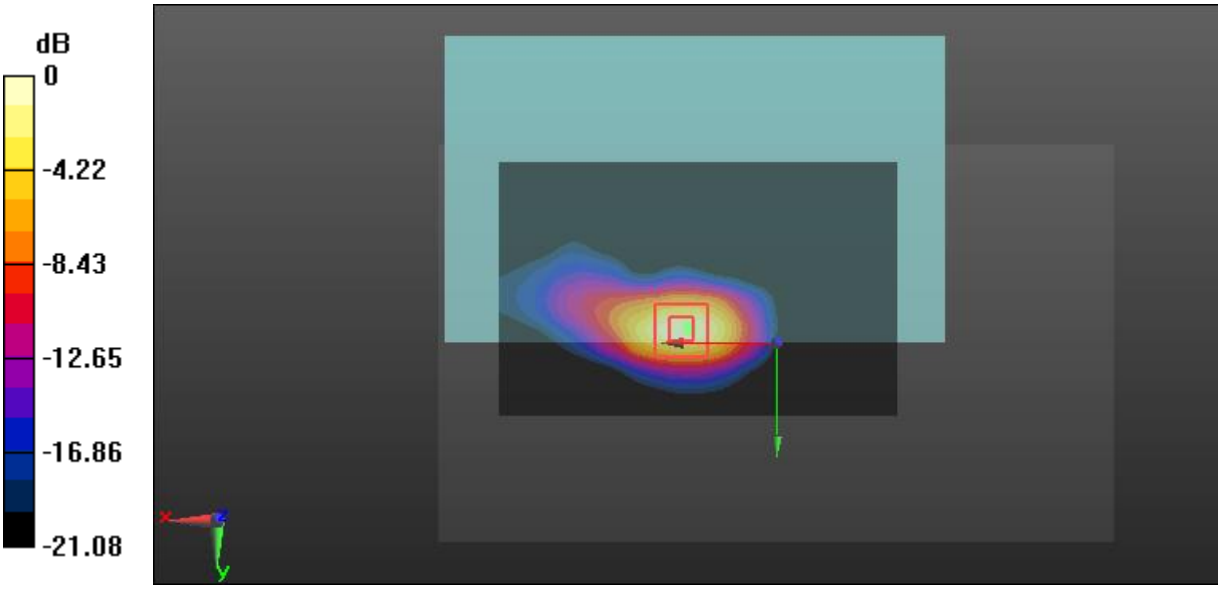

0 dB = 1.31 W/kg = 1.17 dBW/kg

Test Plot 21#: LTE Band 4_Body Back_High_1RB

DUT: UMTS/LTE Data Module; Type: TOBY-L201; Serial: 358502061000710

Communication System: Generic FDD-LTE; Frequency: 1745 MHz;Duty Cycle: 1:1
Medium parameters used: f = 1745 MHz; σ = 1.545 S/m; ε_r = 52.743; ρ = 1000 kg/m^3 ;
Phantom section: Center Section

DASY5 Configuration:

- Probe: EX3DV4 - SN7329; ConvF(8.13, 8.13, 8.13); Calibrated: 2017/3/13;
- Sensor-Surface: 1.4mm (Mechanical Surface Detection)
- Electronics: DAE4 Sn772;Calibrated: 2017/10/9
- Phantom: Triple Flat Phantom 5.1C; Type: QD 000 P51 CA; Serial: 1130
- Measurement SW: DASY52, Version 52.8 (8);

Area Scan (111x71x1): Interpolated grid: dx=1.500 mm, dy=1.500 mm
Maximum value of SAR (interpolated) = 1.26 W/kg

Zoom Scan (5x5x7)/Cube 0: Measurement grid: dx=8mm, dy=8mm, dz=5mm
Reference Value = 4.698 V/m; Power Drift = -0.11 dB
Peak SAR (extrapolated) = 1.52 W/kg
SAR(1 g) = 0.784 W/kg; SAR(10 g) = 0.377 W/kg
Maximum value of SAR (measured) = 1.23 W/kg

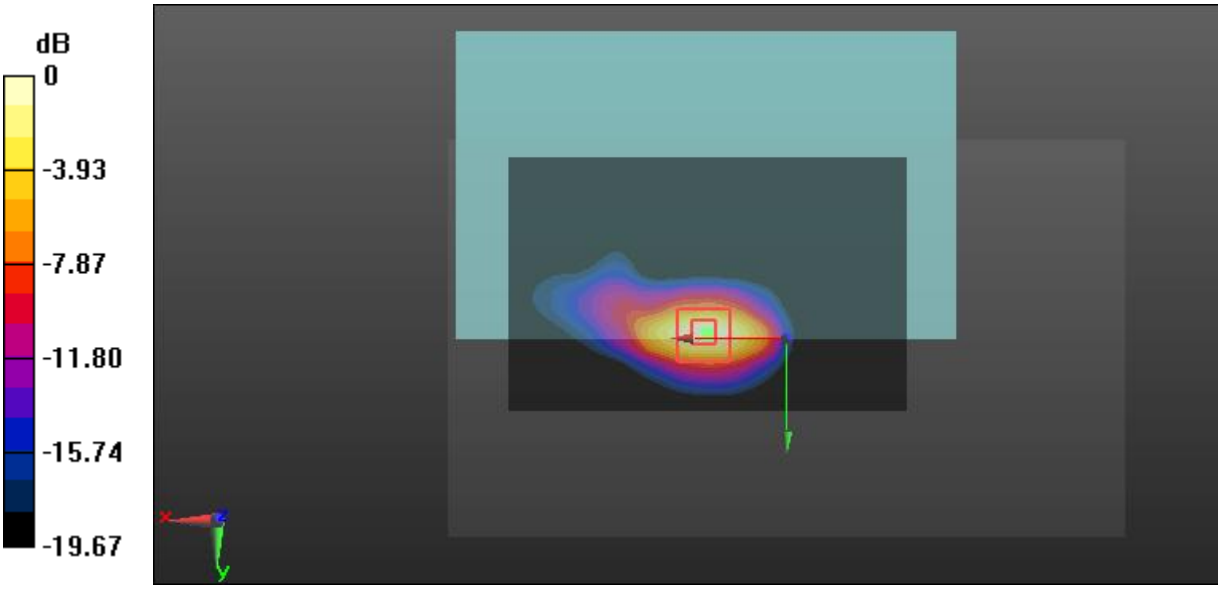

0 dB = 1.23 W/kg = 0.90 dBW/kg

Test Plot 22#: LTE Band 4_Body Back_Middle_50%RB

DUT: UMTS/LTE Data Module; Type: TOBY-L201; Serial: 358502061000710

Communication System: Generic FDD-LTE; Frequency: 1732.5 MHz;Duty Cycle: 1:1
Medium parameters used: f = 1732.5 MHz; σ = 1.528 S/m; ε_r = 52.789; ρ = 1000 kg/m^3 ;
Phantom section: Center Section

DASY5 Configuration:

- Probe: EX3DV4 - SN7329; ConvF(8.13, 8.13, 8.13); Calibrated: 2017/3/13;
- Sensor-Surface: 1.4mm (Mechanical Surface Detection)
- Electronics: DAE4 Sn772;Calibrated: 2017/10/9
- Phantom: Triple Flat Phantom 5.1C; Type: QD 000 P51 CA; Serial: 1130
- Measurement SW: DASY52, Version 52.8 (8);

Area Scan (111x71x1): Interpolated grid: dx=1.500 mm, dy=1.500 mm
Maximum value of SAR (interpolated) = 0.993 W/kg

Zoom Scan (5x5x7)/Cube 0: Measurement grid: dx=8mm, dy=8mm, dz=5mm
Reference Value = 4.104 V/m; Power Drift = -0.09 dB
Peak SAR (extrapolated) = 1.21 W/kg
SAR(1 g) = 0.623 W/kg; SAR(10 g) = 0.301 W/kg
Maximum value of SAR (measured) = 0.982 W/kg

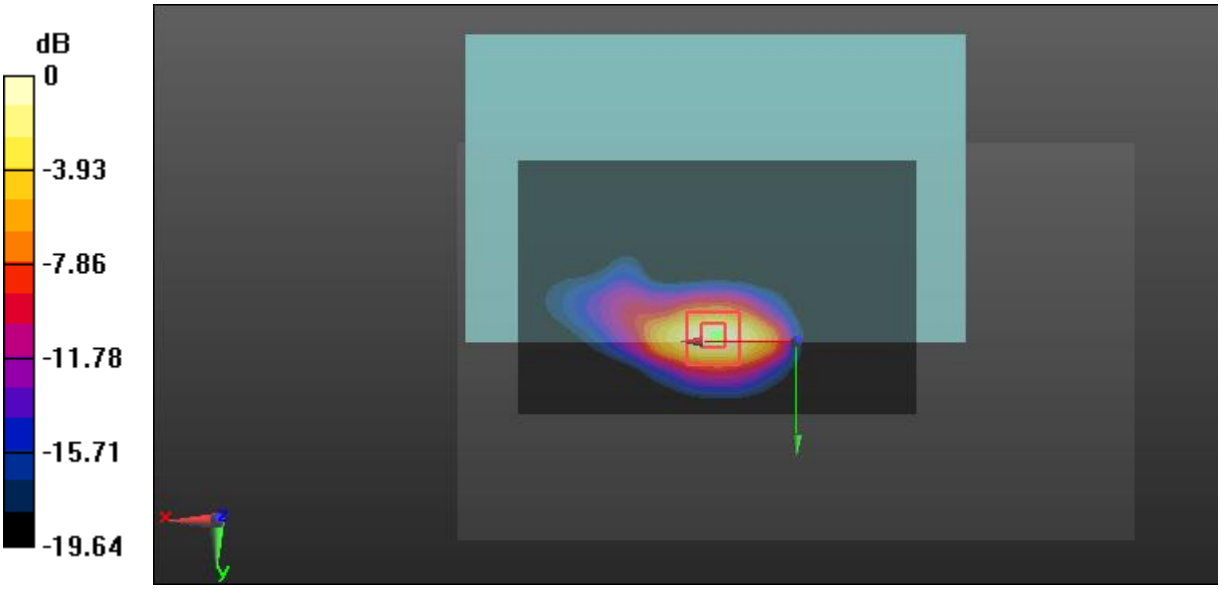

0 dB = 0.982 W/kg = -0.08 dBW/kg

Test Plot 23#: LTE Band 4_Body Right_Middle_1RB

DUT: UMTS/LTE Data Module; Type: TOBY-L201; Serial: 358502061000710

Communication System: Generic FDD-LTE; Frequency: 1732.5 MHz;Duty Cycle: 1:1
Medium parameters used: f = 1732.5 MHz; σ = 1.528 S/m; ε_r = 52.789; ρ = 1000 kg/m^3 ;
Phantom section: Center Section

DASY5 Configuration:

- Probe: EX3DV4 - SN7329; ConvF(8.13, 8.13, 8.13); Calibrated: 2017/3/13;
- Sensor-Surface: 1.4mm (Mechanical Surface Detection)
- Electronics: DAE4 Sn772;Calibrated: 2017/10/9
- Phantom: Triple Flat Phantom 5.1C; Type: QD 000 P51 CA; Serial: 1130
- Measurement SW: DASY52, Version 52.8 (8);

Area Scan (131x81x1): Interpolated grid: dx=1.500 mm, dy=1.500 mm
Maximum value of SAR (interpolated) = 0.435 W/kg

Zoom Scan (5x5x7)/Cube 0: Measurement grid: dx=8mm, dy=8mm, dz=5mm
Reference Value = 5.569 V/m; Power Drift = -0.16 dB
Peak SAR (extrapolated) = 0.548 W/kg
SAR(1 g) = 0.27 W/kg; SAR(10 g) = 0.133 W/kg
Maximum value of SAR (measured) = 0.452 W/kg

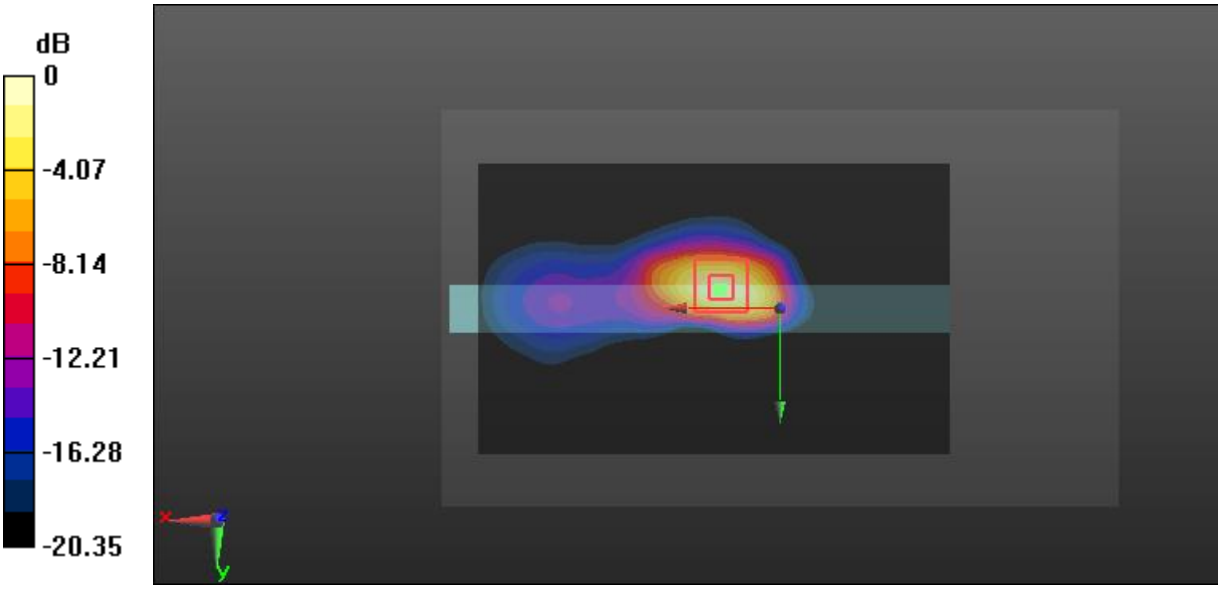

0 dB = 0.452 W/kg = -3.45 dBW/kg

Test Plot 24#: LTE Band 4_Body Right_Middle_50%RB

DUT: UMTS/LTE Data Module; Type: TOBY-L201; Serial: 358502061000710

Communication System: Generic FDD-LTE; Frequency: 1732.5 MHz;Duty Cycle: 1:1
Medium parameters used: f = 1732.5 MHz; σ = 1.528 S/m; ε_r = 52.789; ρ = 1000 kg/m^3 ;
Phantom section: Center Section

DASY5 Configuration:

- Probe: EX3DV4 - SN7329; ConvF(8.13, 8.13, 8.13); Calibrated: 2017/3/13;
- Sensor-Surface: 1.4mm (Mechanical Surface Detection)
- Electronics: DAE4 Sn772;Calibrated: 2017/10/9
- Phantom: Triple Flat Phantom 5.1C; Type: QD 000 P51 CA; Serial: 1130
- Measurement SW: DASY52, Version 52.8 (8);

Area Scan (131x81x1): Interpolated grid: dx=1.500 mm, dy=1.500 mm
Maximum value of SAR (interpolated) = 0.319 W/kg

Zoom Scan (5x5x7)/Cube 0: Measurement grid: dx=8mm, dy=8mm, dz=5mm
Reference Value = 4.579 V/m; Power Drift = -0.20 dB
Peak SAR (extrapolated) = 0.428 W/kg
SAR(1 g) = 0.221 W/kg; SAR(10 g) = 0.108 W/kg
Maximum value of SAR (measured) = 0.350 W/kg

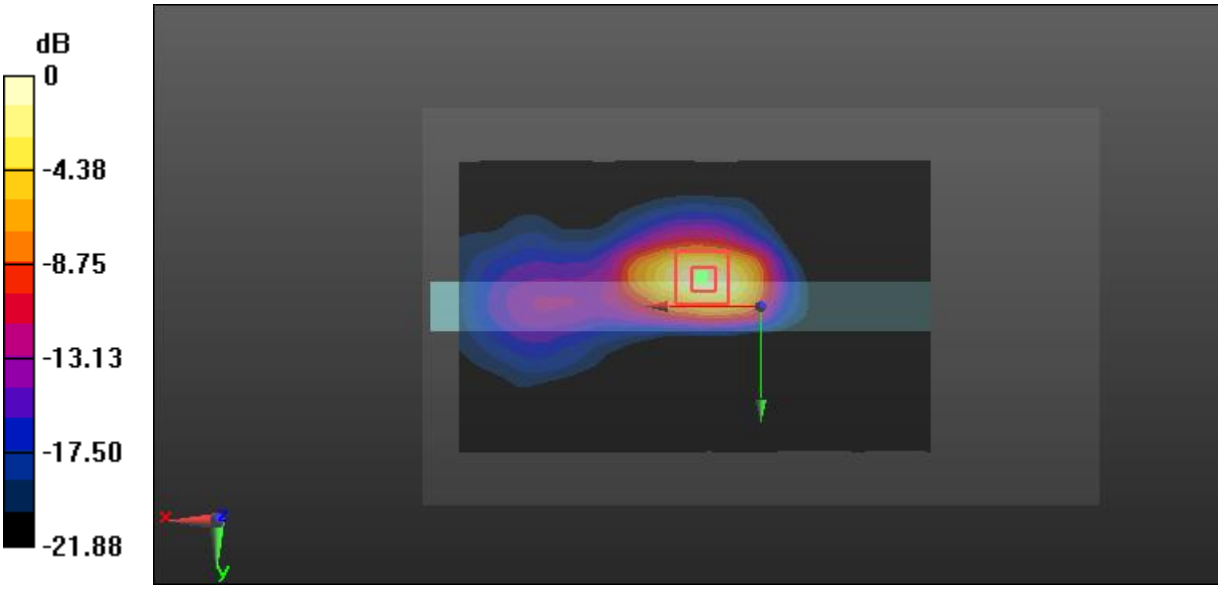

0 dB = 0.350 W/kg = -4.56 dBW/kg

Test Plot 25#: LTE Band 4_Body Bottom_Middle_1RB

DUT: UMTS/LTE Data Module; Type: TOBY-L201; Serial: 358502061000710

Communication System: Generic FDD-LTE; Frequency: 1732.5 MHz;Duty Cycle: 1:1
Medium parameters used: f = 1732.5 MHz; σ = 1.528 S/m; ε_r = 52.789; ρ = 1000 kg/m^3 ;
Phantom section: Center Section

DASY5 Configuration:

- Probe: EX3DV4 - SN7329; ConvF(8.13, 8.13, 8.13); Calibrated: 2017/3/13;
- Sensor-Surface: 1.4mm (Mechanical Surface Detection)
- Electronics: DAE4 Sn772;Calibrated: 2017/10/9
- Phantom: Triple Flat Phantom 5.1C; Type: QD 000 P51 CA; Serial: 1130
- Measurement SW: DASY52, Version 52.8 (8);

Area Scan (101x71x1): Interpolated grid: dx=1.500 mm, dy=1.500 mm
Maximum value of SAR (interpolated) = 0.0116 W/kg

Zoom Scan (5x5x7)/Cube 0: Measurement grid: dx=8mm, dy=8mm, dz=5mm
Reference Value = 4.420 V/m; Power Drift = 0.06 dB
Peak SAR (extrapolated) = 0.0160 W/kg
SAR(1 g) = 0.0098 W/kg; SAR(10 g) = 0.00699 W/kg
Maximum value of SAR (measured) = 0.0133 W/kg



0 dB = 0.0133 W/kg = -18.76 dBW/kg

Test Plot 26#: LTE Band 5_Body Back_Middle_1RB

DUT: UMTS/LTE Data Module; Type: TOBY-L201; Serial: 358502061000710

Communication System: Generic FDD-LTE; Frequency: 836.5 MHz;Duty Cycle: 1:1
Medium parameters used: f = 836.5 MHz; σ = 0.958 S/m; ε_r = 57.261; ρ = 1000 kg/m^3 ;
Phantom section: Right Section

DASY5 Configuration:

- Probe: EX3DV4 - SN7329; ConvF(9.58, 9.58, 9.58); Calibrated: 2017/3/13;
- Sensor-Surface: 1.4mm (Mechanical Surface Detection)
- Electronics: DAE4 Sn772;Calibrated: 2017/10/9
- Phantom: Triple Flat Phantom 5.1C; Type: QD 000 P51 CA; Serial: 1130
- Measurement SW: DASY52, Version 52.8 (8);

Area Scan (111x71x1): Interpolated grid: dx=1.500 mm, dy=1.500 mm
Maximum value of SAR (interpolated) = 0.628 W/kg

Zoom Scan (5x5x7)/Cube 0: Measurement grid: dx=8mm, dy=8mm, dz=5mm
Reference Value = 5.193 V/m; Power Drift = 0.03 dB
Peak SAR (extrapolated) = 1.11 W/kg
SAR(1 g) = 0.425 W/kg; SAR(10 g) = 0.185 W/kg
Maximum value of SAR (measured) = 0.769 W/kg

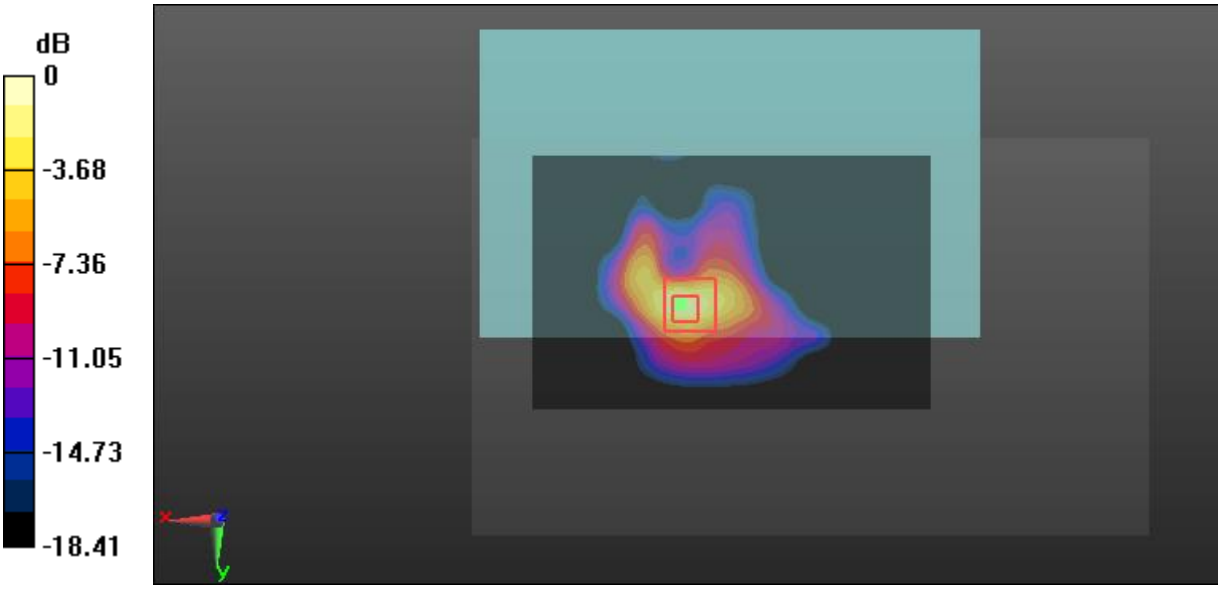

0 dB = 0.769 W/kg = -1.14 dBW/kg

Test Plot 27#: LTE Band 5_Body Back_Middle_50%RB

DUT: UMTS/LTE Data Module; Type: TOBY-L201; Serial: 358502061000710

Communication System: Generic FDD-LTE; Frequency: 836.5 MHz;Duty Cycle: 1:1
Medium parameters used: f = 836.5 MHz; σ = 0.958 S/m; ε_r = 57.261; ρ = 1000 kg/m^3 ;
Phantom section: Right Section

DASY5 Configuration:

- Probe: EX3DV4 - SN7329; ConvF(9.58, 9.58, 9.58); Calibrated: 2017/3/13;
- Sensor-Surface: 1.4mm (Mechanical Surface Detection)
- Electronics: DAE4 Sn772;Calibrated: 2017/10/9
- Phantom: Triple Flat Phantom 5.1C; Type: QD 000 P51 CA; Serial: 1130
- Measurement SW: DASY52, Version 52.8 (8);

Area Scan (111x71x1): Interpolated grid: dx=1.500 mm, dy=1.500 mm
Maximum value of SAR (interpolated) = 0.491 W/kg

Zoom Scan (5x5x7)/Cube 0: Measurement grid: dx=8mm, dy=8mm, dz=5mm
Reference Value = 4.644 V/m; Power Drift = 0.14 dB
Peak SAR (extrapolated) = 0.834 W/kg
SAR(1 g) = 0.321 W/kg; SAR(10 g) = 0.141 W/kg
Maximum value of SAR (measured) = 0.572 W/kg



0 dB = 0.572 W/kg = -2.43 dBW/kg

Test Plot 28#: LTE Band 5_Body Right_Middle_1RB

DUT: UMTS/LTE Data Module; Type: TOBY-L201; Serial: 358502061000710

Communication System: Generic FDD-LTE; Frequency: 836.5 MHz;Duty Cycle: 1:1
Medium parameters used: f = 836.5 MHz; σ = 0.958 S/m; ε_r = 57.261; ρ = 1000 kg/m^3 ;
Phantom section: Right Section

DASY5 Configuration:

- Probe: EX3DV4 - SN7329; ConvF(9.58, 9.58, 9.58); Calibrated: 2017/3/13;
- Sensor-Surface: 1.4mm (Mechanical Surface Detection)
- Electronics: DAE4 Sn772;Calibrated: 2017/10/9
- Phantom: Triple Flat Phantom 5.1C; Type: QD 000 P51 CA; Serial: 1130
- Measurement SW: DASY52, Version 52.8 (8);

Area Scan (131x61x1): Interpolated grid: dx=1.500 mm, dy=1.500 mm
Maximum value of SAR (interpolated) = 0.0263 W/kg

Zoom Scan (6x6x7)/Cube 0: Measurement grid: dx=8mm, dy=8mm, dz=5mm
Reference Value = 4.715 V/m; Power Drift = 0.04 dB
Peak SAR (extrapolated) = 0.0220 W/kg
SAR(1 g) = 0.00707 W/kg; SAR(10 g) = 0.00371 W/kg
Maximum value of SAR (measured) = 0.0153 W/kg

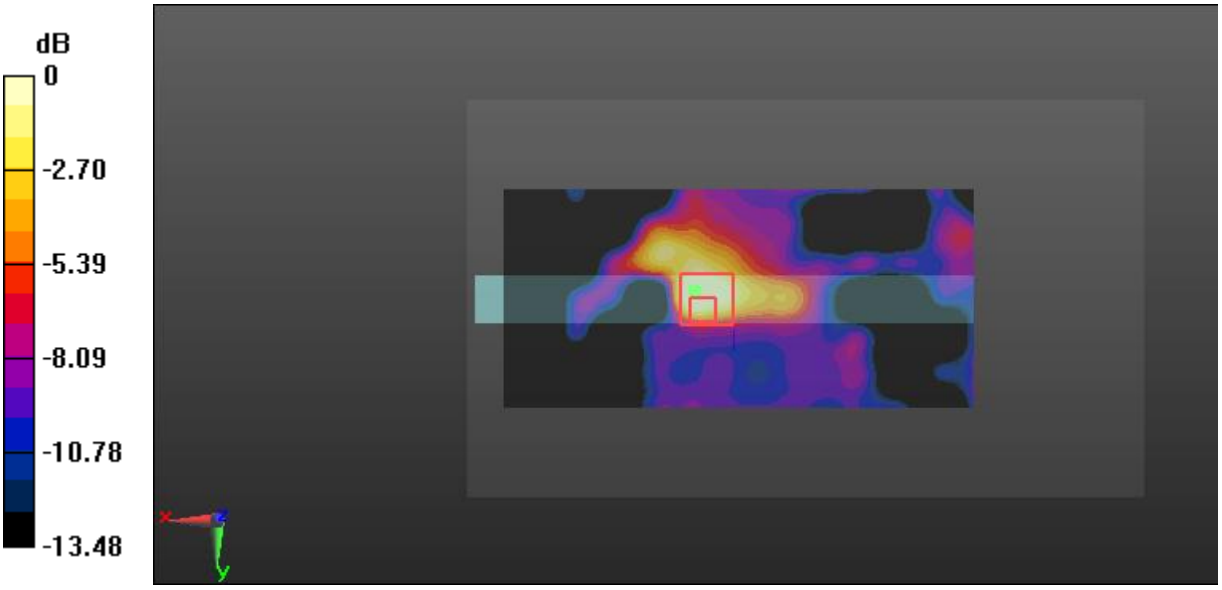

0 dB = 0.0153 W/kg = -18.15 dBW/kg

Test Plot 29#: LTE Band 5_Body Right_Middle_50%RB

DUT: UMTS/LTE Data Module; Type: TOBY-L201; Serial: 358502061000710

Communication System: Generic FDD-LTE; Frequency: 836.5 MHz;Duty Cycle: 1:1
Medium parameters used: f = 836.5 MHz; σ = 0.958 S/m; ε_r = 57.261; ρ = 1000 kg/m^3 ;
Phantom section: Right Section

DASY5 Configuration:

- Probe: EX3DV4 - SN7329; ConvF(9.58, 9.58, 9.58); Calibrated: 2017/3/13;
- Sensor-Surface: 1.4mm (Mechanical Surface Detection)
- Electronics: DAE4 Sn772;Calibrated: 2017/10/9
- Phantom: Triple Flat Phantom 5.1C; Type: QD 000 P51 CA; Serial: 1130
- Measurement SW: DASY52, Version 52.8 (8);

Area Scan (131x61x1): Interpolated grid: dx=1.500 mm, dy=1.500 mm
Maximum value of SAR (interpolated) = 0.0157 W/kg

Zoom Scan (6x6x7)/Cube 0: Measurement grid: dx=8mm, dy=8mm, dz=5mm
Reference Value = 3.566 V/m; Power Drift = 0.09 dB
Peak SAR (extrapolated) = 0.0150 W/kg
SAR(1 g) = 0.00562 W/kg; SAR(10 g) = 0.00306 W/kg
Maximum value of SAR (measured) = 0.0113 W/kg

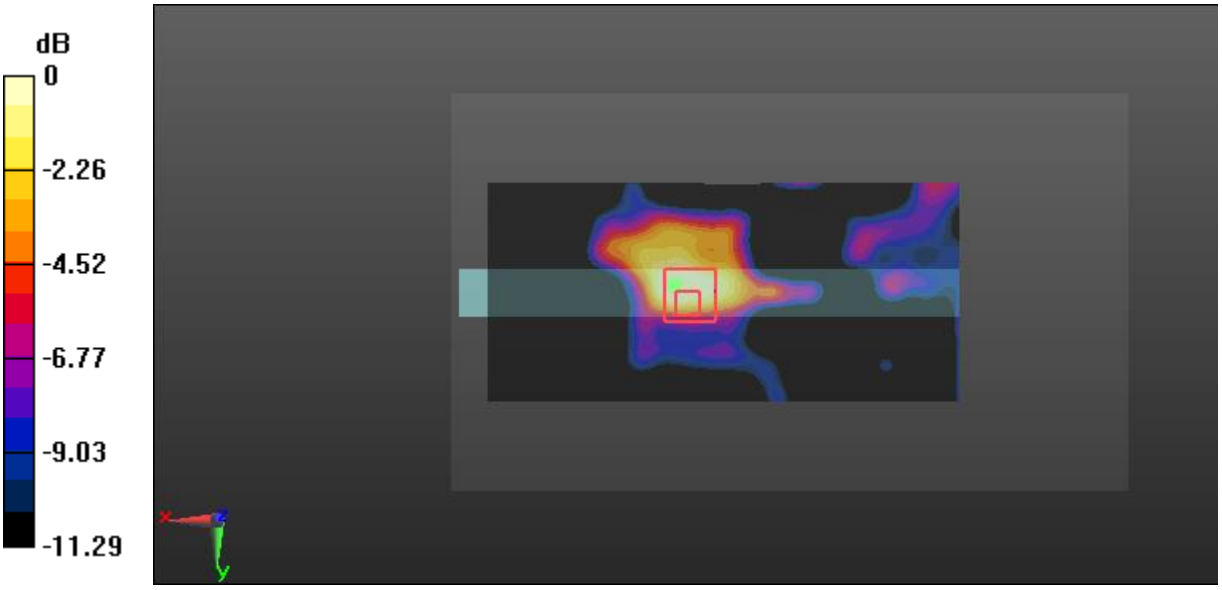

0 dB = 0.0113 W/kg = -19.47 dBW/kg

Test Plot 30#: LTE Band 13_Body Back_Middle_1RB

DUT: UMTS/LTE Data Module; Type: TOBY-L201; Serial: 358502061000710

Communication System: Generic FDD-LTE; Frequency: 782 MHz;Duty Cycle: 1:1
Medium parameters used: f = 782 MHz; σ = 0.987 S/m; ε_r = 53.015; ρ = 1000 kg/m^3 ;
Phantom section: Right Section

DASY5 Configuration:

- Probe: EX3DV4 - SN7329; ConvF(9.91, 9.91, 9.91); Calibrated: 2017/3/13;
- Sensor-Surface: 1.4mm (Mechanical Surface Detection)
- Electronics: DAE4 Sn772;Calibrated: 2017/10/9
- Phantom: Triple Flat Phantom 5.1C; Type: QD 000 P51 CA; Serial: 1130
- Measurement SW: DASY52, Version 52.8 (8);

Area Scan (111x71x1): Interpolated grid: dx=1.500 mm, dy=1.500 mm
Maximum value of SAR (interpolated) = 0.527 W/kg

Zoom Scan (6x6x7)/Cube 0: Measurement grid: dx=8mm, dy=8mm, dz=5mm
Reference Value = 8.389 V/m; Power Drift = 0.20 dB
Peak SAR (extrapolated) = 0.806 W/kg
SAR(1 g) = 0.312 W/kg; SAR(10 g) = 0.141 W/kg
Maximum value of SAR (measured) = 0.591 W/kg



0 dB = 0.591 W/kg = -2.28 dBW/kg

Test Plot 31#: LTE Band 13_Body Back_Middle_50%RB

DUT: UMTS/LTE Data Module; Type: TOBY-L201; Serial: 358502061000710

Communication System: Generic FDD-LTE; Frequency: 782 MHz;Duty Cycle: 1:1
Medium parameters used: f = 782 MHz; σ = 0.987 S/m; ε_r = 53.015; ρ = 1000 kg/m^3 ;
Phantom section: Right Section

DASY5 Configuration:

- Probe: EX3DV4 - SN7329; ConvF(9.91, 9.91, 9.91); Calibrated: 2017/3/13;
- Sensor-Surface: 1.4mm (Mechanical Surface Detection)
- Electronics: DAE4 Sn772;Calibrated: 2017/10/9
- Phantom: Triple Flat Phantom 5.1C; Type: QD 000 P51 CA; Serial: 1130
- Measurement SW: DASY52, Version 52.8 (8);

Area Scan (111x71x1): Interpolated grid: dx=1.500 mm, dy=1.500 mm
Maximum value of SAR (interpolated) = 0.394 W/kg

Zoom Scan (6x6x7)/Cube 0: Measurement grid: dx=8mm, dy=8mm, dz=5mm
Reference Value = 7.813 V/m; Power Drift = -0.11 dB
Peak SAR (extrapolated) = 0.617 W/kg
SAR(1 g) = 0.237 W/kg; SAR(10 g) = 0.108 W/kg
Maximum value of SAR (measured) = 0.453 W/kg

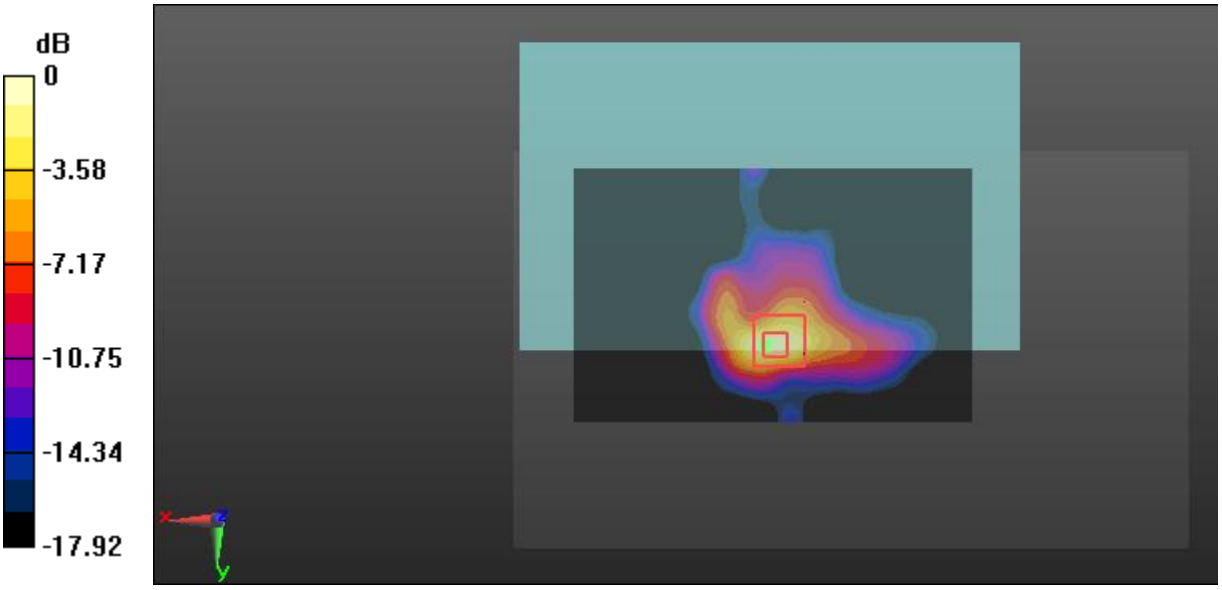

0 dB = 0.453 W/kg = -3.44 dBW/kg

Test Plot 32#: LTE Band 13_Body Right_Middle_1RB

DUT: UMTS/LTE Data Module; Type: TOBY-L201; Serial: 358502061000710

Communication System: Generic FDD-LTE; Frequency: 782 MHz;Duty Cycle: 1:1
Medium parameters used: f = 782 MHz; σ = 0.987 S/m; ε_r = 53.015; ρ = 1000 kg/m^3 ;
Phantom section: Right Section

DASY5 Configuration:

- Probe: EX3DV4 - SN7329; ConvF(9.91, 9.91, 9.91); Calibrated: 2017/3/13;
- Sensor-Surface: 1.4mm (Mechanical Surface Detection)
- Electronics: DAE4 Sn772;Calibrated: 2017/10/9
- Phantom: Triple Flat Phantom 5.1C; Type: QD 000 P51 CA; Serial: 1130
- Measurement SW: DASY52, Version 52.8 (8);

Area Scan (131x61x1): Interpolated grid: dx=1.500 mm, dy=1.500 mm
Maximum value of SAR (interpolated) = 0.082 W/kg

Zoom Scan (5x5x7)/Cube 0: Measurement grid: dx=8mm, dy=8mm, dz=5mm
Reference Value = 6.472 V/m; Power Drift = 0.01 dB
Peak SAR (extrapolated) = 0.102 W/kg
SAR(1 g) = 0.052 W/kg; SAR(10 g) = 0.031 W/kg
Maximum value of SAR (measured) = 0.077 W/kg



0 dB = 0.077 W/kg = -11.14 dBW/kg

Test Plot 33#: LTE Band 13_Body Right_Middle_50%RB

DUT: UMTS/LTE Data Module; Type: TOBY-L201; Serial: 358502061000710

Communication System: Generic FDD-LTE; Frequency: 782 MHz;Duty Cycle: 1:1
Medium parameters used: f = 782 MHz; σ = 0.987 S/m; ε_r = 53.015; ρ = 1000 kg/m^3 ;
Phantom section: Right Section

DASY5 Configuration:

- Probe: EX3DV4 - SN7329; ConvF(9.91, 9.91, 9.91); Calibrated: 2017/3/13;
- Sensor-Surface: 1.4mm (Mechanical Surface Detection)
- Electronics: DAE4 Sn772;Calibrated: 2017/10/9
- Phantom: Triple Flat Phantom 5.1C; Type: QD 000 P51 CA; Serial: 1130
- Measurement SW: DASY52, Version 52.8 (8);

Area Scan (131x61x1): Interpolated grid: dx=1.500 mm, dy=1.500 mm
Maximum value of SAR (interpolated) = 0.0406 W/kg

Zoom Scan (5x5x7)/Cube 0: Measurement grid: dx=8mm, dy=8mm, dz=5mm
Reference Value = 4.785 V/m; Power Drift = -0.05 dB
Peak SAR (extrapolated) = 0.0510 W/kg
SAR(1 g) = 0.028 W/kg; SAR(10 g) = 0.0175 W/kg
Maximum value of SAR (measured) = 0.041 W/kg



0 dB = 0.041 W/kg = -13.87 dBW/kg

Test Plot 34#: LTE Band 17_Body Back_Middle_1RB

DUT: UMTS/LTE Data Module; Type: TOBY-L201; Serial: 358502061000710

Communication System: Generic FDD-LTE; Frequency: 710 MHz;Duty Cycle: 1:1
Medium parameters used: f = 710 MHz; σ = 0.964 S/m; ε_r = 55.157; ρ = 1000 kg/m^3 ;
Phantom section: Right Section

DASY5 Configuration:

- Probe: EX3DV4 - SN7329; ConvF(9.91, 9.91, 9.91); Calibrated: 2017/3/13;
- Sensor-Surface: 1.4mm (Mechanical Surface Detection)
- Electronics: DAE4 Sn772;Calibrated: 2017/10/9
- Phantom: Triple Flat Phantom 5.1C; Type: QD 000 P51 CA; Serial: 1130
- Measurement SW: DASY52, Version 52.8 (8);

Area Scan (111x71x1): Interpolated grid: dx=1.500 mm, dy=1.500 mm
Maximum value of SAR (interpolated) = 0.511 W/kg

Zoom Scan (5x5x7)/Cube 0: Measurement grid: dx=8mm, dy=8mm, dz=5mm
Reference Value = 5.887 V/m; Power Drift = 0.01 dB
Peak SAR (extrapolated) = 0.740 W/kg
SAR(1 g) = 0.291 W/kg; SAR(10 g) = 0.142 W/kg
Maximum value of SAR (measured) = 0.541 W/kg



0 dB = 0.541 W/kg = -2.67 dBW/kg

Test Plot 35#: LTE Band 17_Body Back_Middle_50%RB

DUT: UMTS/LTE Data Module; Type: TOBY-L201; Serial: 358502061000710

Communication System: Generic FDD-LTE; Frequency: 710 MHz;Duty Cycle: 1:1
Medium parameters used: f = 710 MHz; σ = 0.964 S/m; ε_r = 55.157; ρ = 1000 kg/m^3 ;
Phantom section: Right Section

DASY5 Configuration:

- Probe: EX3DV4 - SN7329; ConvF(9.91, 9.91, 9.91); Calibrated: 2017/3/13;
- Sensor-Surface: 1.4mm (Mechanical Surface Detection)
- Electronics: DAE4 Sn772;Calibrated: 2017/10/9
- Phantom: Triple Flat Phantom 5.1C; Type: QD 000 P51 CA; Serial: 1130
- Measurement SW: DASY52, Version 52.8 (8);

Area Scan (111x71x1): Interpolated grid: dx=1.500 mm, dy=1.500 mm
Maximum value of SAR (interpolated) = 0.401 W/kg

Zoom Scan (5x5x7)/Cube 0: Measurement grid: dx=8mm, dy=8mm, dz=5mm
Reference Value = 6.241 V/m; Power Drift = 0.08 dB
Peak SAR (extrapolated) = 0.570 W/kg
SAR(1 g) = 0.233 W/kg; SAR(10 g) = 0.111 W/kg
Maximum value of SAR (measured) = 0.423 W/kg



0 dB = 0.423 W/kg = -3.74 dBW/kg

Test Plot 36#: LTE Band 17_Body Right_Middle_1RB

DUT: UMTS/LTE Data Module; Type: TOBY-L201; Serial: 358502061000710

Communication System: Generic FDD-LTE; Frequency: 710 MHz;Duty Cycle: 1:1
Medium parameters used: f = 710 MHz; σ = 0.964 S/m; ε_r = 55.157; ρ = 1000 kg/m^3 ;
Phantom section: Right Section

DASY5 Configuration:

- Probe: EX3DV4 - SN7329; ConvF(9.91, 9.91, 9.91); Calibrated: 2017/3/13;
- Sensor-Surface: 1.4mm (Mechanical Surface Detection)
- Electronics: DAE4 Sn772;Calibrated: 2017/10/9
- Phantom: Triple Flat Phantom 5.1C; Type: QD 000 P51 CA; Serial: 1130
- Measurement SW: DASY52, Version 52.8 (8);

Area Scan (131x61x1): Interpolated grid: dx=1.500 mm, dy=1.500 mm
Maximum value of SAR (interpolated) = 0.0461 W/kg

Zoom Scan (5x5x7)/Cube 0: Measurement grid: dx=8mm, dy=8mm, dz=5mm
Reference Value = 5.201 V/m; Power Drift = 0.09 dB
Peak SAR (extrapolated) = 0.0640 W/kg
SAR(1 g) = 0.025 W/kg; SAR(10 g) = 0.013 W/kg
Maximum value of SAR (measured) = 0.0464 W/kg

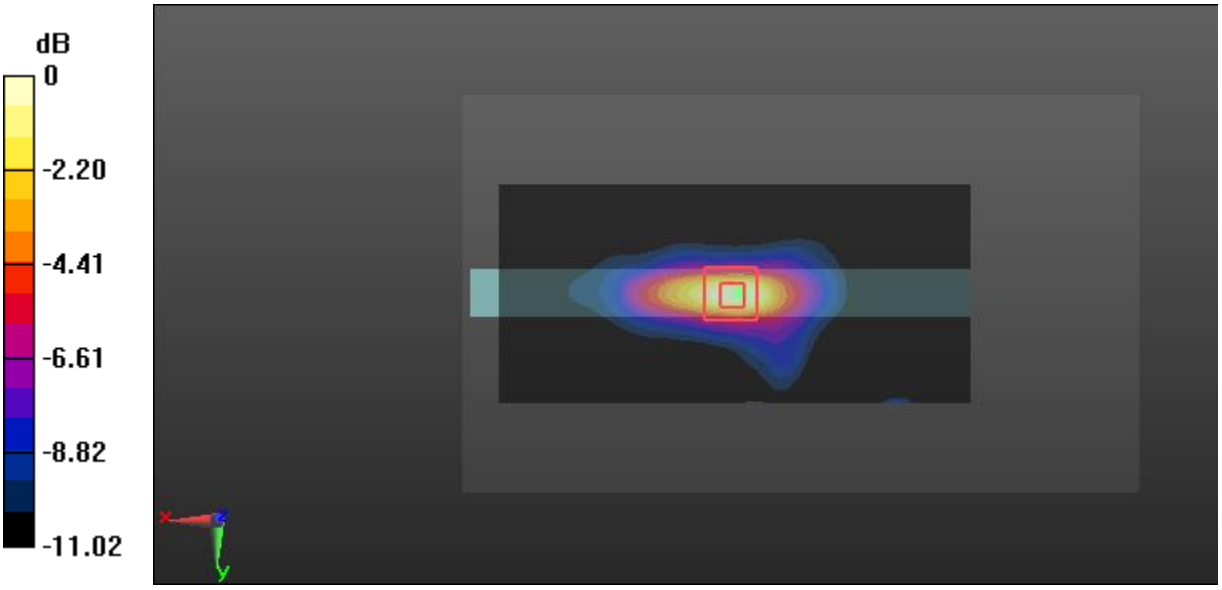

0 dB = 0.0464 W/kg = -13.33 dBW/kg

Test Plot 37#: LTE Band 17_Body Right_Middle_50%RB

DUT: UMTS/LTE Data Module; Type: TOBY-L201; Serial: 358502061000710

Communication System: Generic FDD-LTE; Frequency: 710 MHz;Duty Cycle: 1:1
Medium parameters used: f = 710 MHz; σ = 0.964 S/m; ε_r = 55.157; ρ = 1000 kg/m^3 ;
Phantom section: Right Section

DASY5 Configuration:

- Probe: EX3DV4 - SN7329; ConvF(9.91, 9.91, 9.91); Calibrated: 2017/3/13;
- Sensor-Surface: 1.4mm (Mechanical Surface Detection)
- Electronics: DAE4 Sn772;Calibrated: 2017/10/9
- Phantom: Triple Flat Phantom 5.1C; Type: QD 000 P51 CA; Serial: 1130
- Measurement SW: DASY52, Version 52.8 (8);

Area Scan (131x61x1): Interpolated grid: dx=1.500 mm, dy=1.500 mm
Maximum value of SAR (interpolated) = 0.0356 W/kg

Zoom Scan (6x5x7)/Cube 0: Measurement grid: dx=8mm, dy=8mm, dz=5mm
Reference Value = 4.719 V/m; Power Drift = 0.00 dB
Peak SAR (extrapolated) = 0.0510 W/kg
SAR(1 g) = 0.019 W/kg; SAR(10 g) = 0.00993 W/kg
Maximum value of SAR (measured) = 0.0365 W/kg

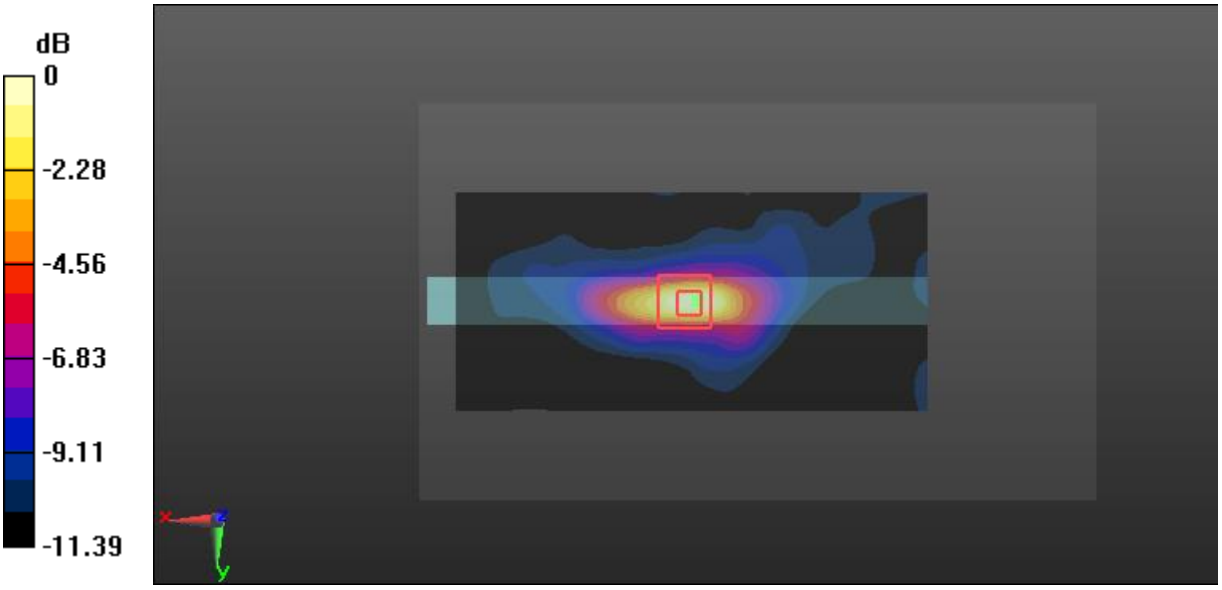

0 dB = 0.0365 W/kg = -14.38 dBW/kg

Test Plot 38#: 2.4G WLAN Mode b Body Back High Channel

DUT: UMTS/LTE Data Module; Type: TOBY-L201; Serial: 358502061000710

Communication System: IEEE 802.11b WiFi 2.4 GHz; Frequency: 2462 MHz;Duty Cycle: 1:1
Medium parameters used: f = 2462 MHz; σ = 1.953 S/m; ε_r = 53.445; ρ = 1000 kg/m^3
Phantom section: Center Section

DASY5 Configuration:

- Probe: EX3DV4 - SN7329; ConvF(7.37, 7.37, 7.37); Calibrated: 2017/3/13;
- Sensor-Surface: 1.4mm (Mechanical Surface Detection)
- Electronics: DAE4 Sn772;Calibrated: 2017/10/9
- Phantom: Triple Flat Phantom 5.1C; Type: QD 000 P51 CA; Serial: 1130
- Measurement SW: DASY52, Version 52.8 (8);

Area Scan (91x71x1): Interpolated grid: dx=1.200 mm, dy=1.200 mm
Maximum value of SAR (interpolated) = 0.635 W/kg

Zoom Scan (6x6x7)/Cube 0: Measurement grid: dx=8mm, dy=8mm, dz=5mm
Reference Value = 6.229 V/m; Power Drift = -0.12 dB
Peak SAR (extrapolated) = 0.698 W/kg
SAR(1 g) = 0.372 W/kg; SAR(10 g) = 0.200 W/kg
Maximum value of SAR (measured) = 0.563 W/kg

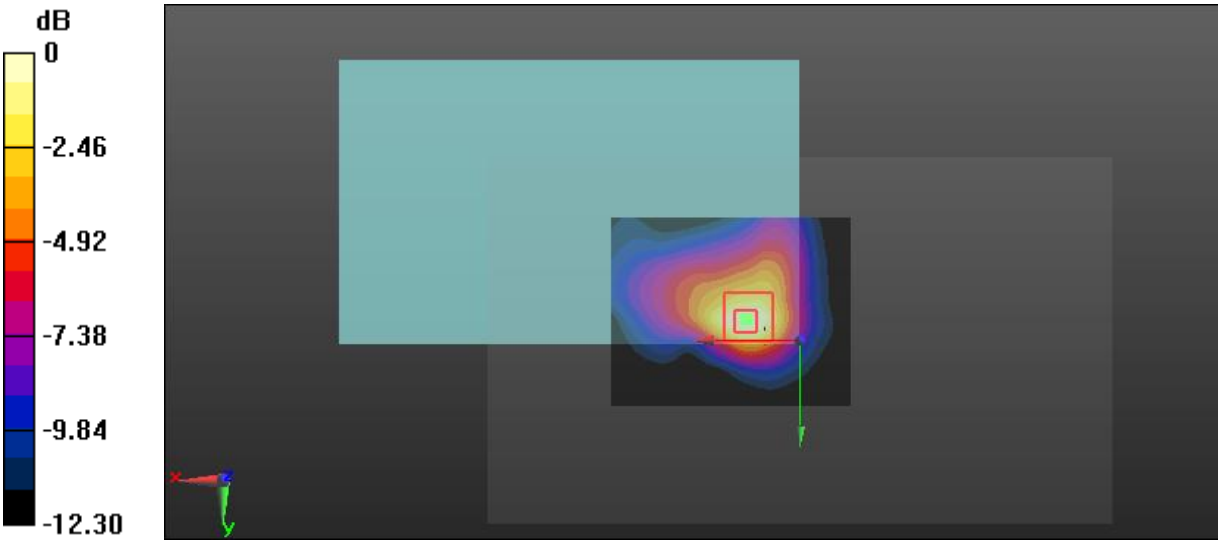

0 dB = 0.563 W/kg = -2.49 dBW/kg

Test Plot 39#: 2.4G WLAN Mode b Body Right Low Channel

DUT: UMTS/LTE Data Module; Type: TOBY-L201; Serial: 358502061000710

Communication System: IEEE 802.11b WiFi 2.4 GHz; Frequency: 2412 MHz;Duty Cycle: 1:1
Medium parameters used: f = 2412 MHz; σ = 1.875 S/m; ε_r = 53.671; ρ = 1000 kg/m^3
Phantom section: Center Section

DASY5 Configuration:

- Probe: EX3DV4 - SN7329; ConvF(7.37, 7.37, 7.37); Calibrated: 2017/3/13;
- Sensor-Surface: 1.4mm (Mechanical Surface Detection)
- Electronics: DAE4 Sn772;Calibrated: 2017/10/9
- Phantom: Triple Flat Phantom 5.1C; Type: QD 000 P51 CA; Serial: 1130
- Measurement SW: DASY52, Version 52.8 (8);

Area Scan (91x71x1): Interpolated grid: dx=1.200 mm, dy=1.200 mm
Maximum value of SAR (interpolated) = 0.313 W/kg

Zoom Scan (6x6x7)/Cube 0: Measurement grid: dx=8mm, dy=8mm, dz=5mm
Reference Value = 5.222 V/m; Power Drift = -0.11 dB
Peak SAR (extrapolated) = 0.406 W/kg
SAR(1 g) = 0.201 W/kg; SAR(10 g) = 0.097 W/kg
Maximum value of SAR (measured) = 0.325 W/kg

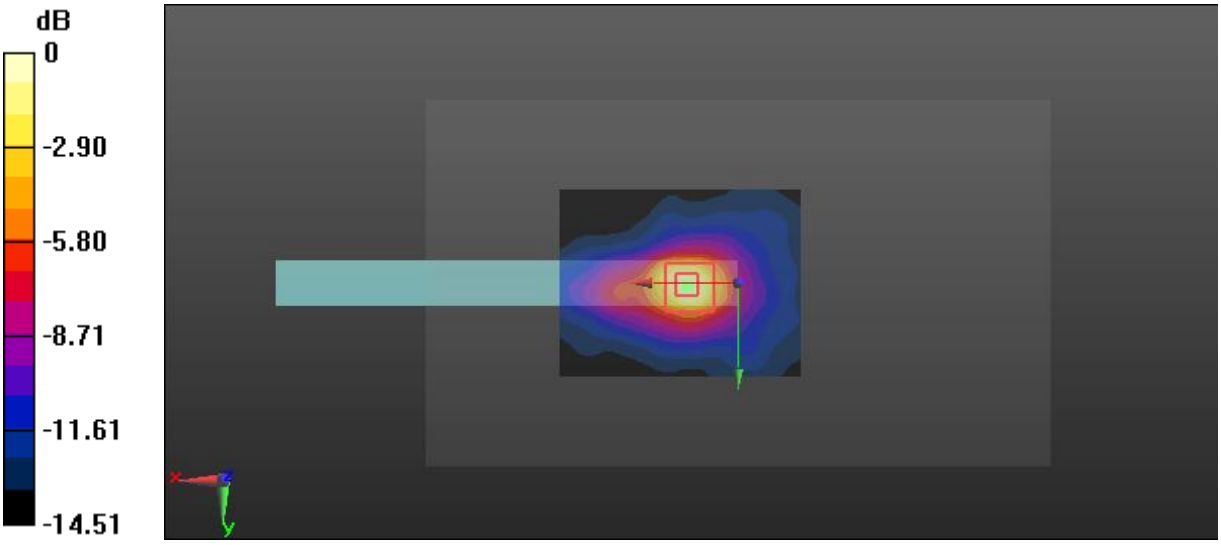

0 dB = 0.325 W/kg = -4.88 dBW/kg

Test Plot 40#: 2.4G WLAN Mode b Body Right Middle Channel

DUT: UMTS/LTE Data Module; Type: TOBY-L201; Serial: 358502061000710

Communication System: IEEE 802.11b WiFi 2.4 GHz; Frequency: 2437 MHz;Duty Cycle: 1:1
Medium parameters used: f = 2437 MHz; σ = 1.902 S/m; ε_r = 53.412; ρ = 1000 kg/m^3
Phantom section: Center Section

DASY5 Configuration:

- Probe: EX3DV4 - SN7329; ConvF(7.37, 7.37, 7.37); Calibrated: 2017/3/13;
- Sensor-Surface: 1.4mm (Mechanical Surface Detection)
- Electronics: DAE4 Sn772;Calibrated: 2017/10/9
- Phantom: Triple Flat Phantom 5.1C; Type: QD 000 P51 CA; Serial: 1130
- Measurement SW: DASY52, Version 52.8 (8);

Area Scan (91x71x1): Interpolated grid: dx=1.200 mm, dy=1.200 mm
Maximum value of SAR (interpolated) = 0.540 W/kg

Zoom Scan (6x6x7)/Cube 0: Measurement grid: dx=8mm, dy=8mm, dz=5mm
Reference Value = 6.065 V/m; Power Drift = 0.01 dB
Peak SAR (extrapolated) = 0.706 W/kg
SAR(1 g) = 0.347 W/kg; SAR(10 g) = 0.161 W/kg
Maximum value of SAR (measured) = 0.572 W/kg

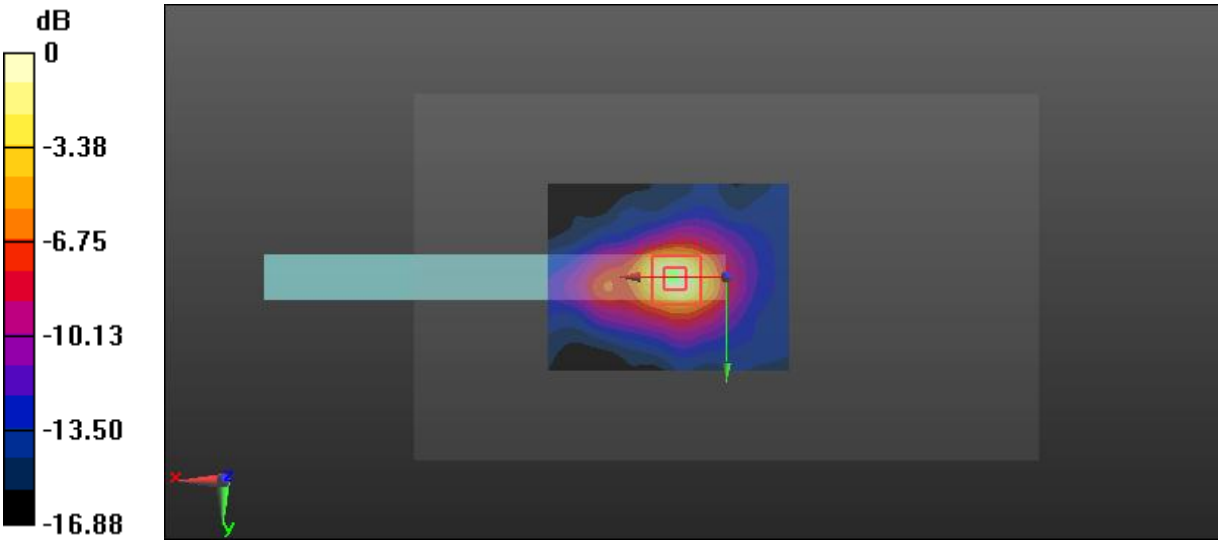

0 dB = 0.572 W/kg = -2.43 dBW/kg

Test Plot 41#: 2.4G WLAN Mode b Body Right High Channel

DUT: UMTS/LTE Data Module; Type: TOBY-L201; Serial: 358502061000710

Communication System: IEEE 802.11b WiFi 2.4 GHz; Frequency: 2462 MHz;Duty Cycle: 1:1
Medium parameters used: f = 2462 MHz; σ = 1.953 S/m; ε_r = 53.445; ρ = 1000 kg/m^3
Phantom section: Center Section

DASY5 Configuration:

- Probe: EX3DV4 - SN7329; ConvF(7.37, 7.37, 7.37); Calibrated: 2017/3/13;
- Sensor-Surface: 1.4mm (Mechanical Surface Detection)
- Electronics: DAE4 Sn772;Calibrated: 2017/10/9
- Phantom: Triple Flat Phantom 5.1C; Type: QD 000 P51 CA; Serial: 1130
- Measurement SW: DASY52, Version 52.8 (8);

Area Scan (91x71x1): Interpolated grid: dx=1.200 mm, dy=1.200 mm
Maximum value of SAR (interpolated) = 1.19 W/kg

Zoom Scan (6x6x7)/Cube 0: Measurement grid: dx=8mm, dy=8mm, dz=5mm
Reference Value = 8.565 V/m; Power Drift = -0.13 dB
Peak SAR (extrapolated) = 1.51 W/kg
SAR(1 g) = 0.742 W/kg; SAR(10 g) = 0.335 W/kg
Maximum value of SAR (measured) = 1.24 W/kg

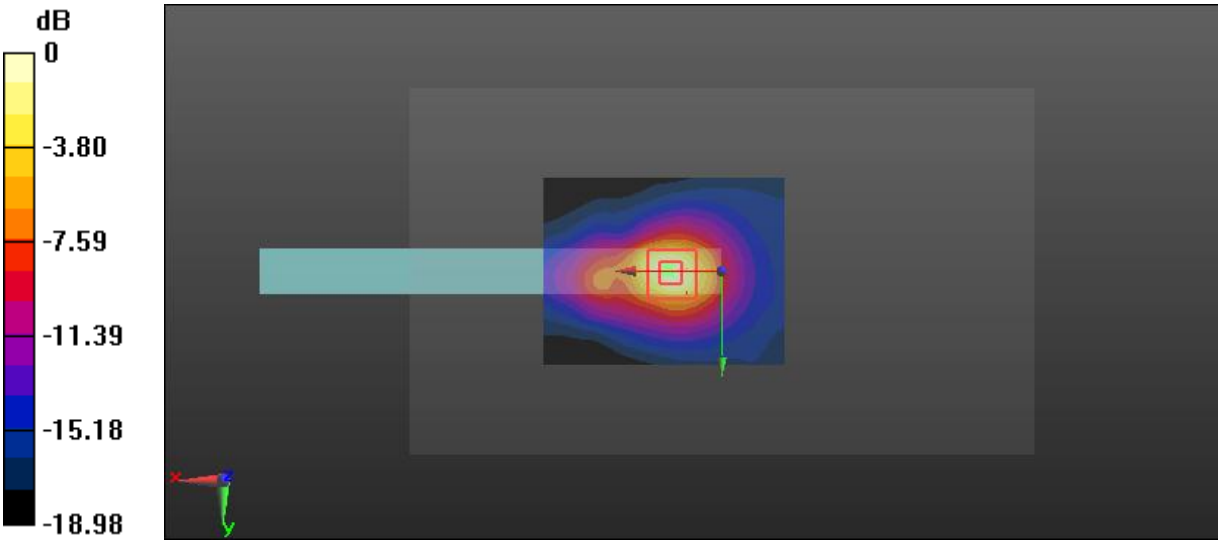

0 dB = 1.24 W/kg = 0.93 dBW/kg

Test Plot 42#: 5G WLAN Mode a Body Back Middle Channel

DUT: UMTS/LTE Data Module; Type: TOBY-L201; Serial: 358502061000710

Communication System: IEEE 802.11a WiFi 5 GHz; Frequency: 5200 MHz;Duty Cycle: 1:1
Medium parameters used: f = 5200 MHz; σ = 5.196 S/m; ε_r = 49.584; ρ = 1000 kg/m^3
Phantom section: Center Section

DASY5 Configuration:

- Probe: EX3DV4 - SN7329; ConvF(4.84, 4.84, 4.84); Calibrated: 2017/3/13;
- Sensor-Surface: 1.4mm (Mechanical Surface Detection)
- Electronics: DAE4 Sn772;Calibrated: 2017/10/9
- Phantom: Triple Flat Phantom 5.1C; Type: QD 000 P51 CA; Serial: 1130
- Measurement SW: DASY52, Version 52.8 (8);

Area Scan (111x81x1): Interpolated grid: dx=1.000 mm, dy=1.000 mm
Maximum value of SAR (interpolated) = 1.01 W/kg

Zoom Scan (7x7x6)/Cube 0: Measurement grid: dx=5mm, dy=5mm, dz=2mm
Reference Value = 6.311 V/m; Power Drift = -0.17 dB
Peak SAR (extrapolated) = 1.57 W/kg
SAR(1 g) = 0.484 W/kg; SAR(10 g) = 0.192 W/kg
Maximum value of SAR (measured) = 1.00 W/kg

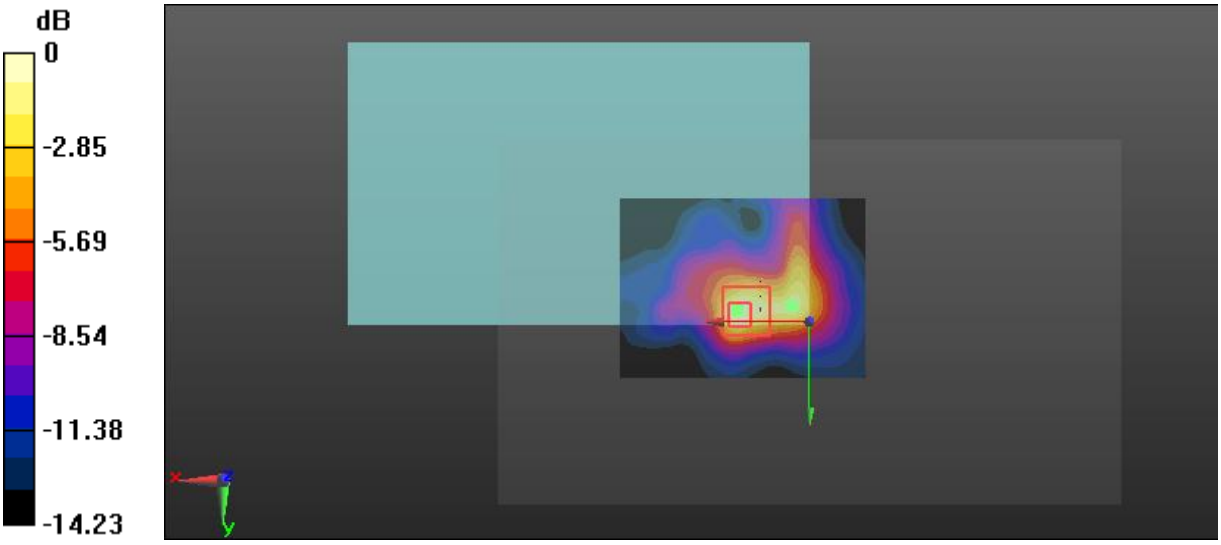

0 dB = 1.00 W/kg = 0.00 dBW/kg

Test Plot 43#: 5G WLAN Mode a Body Right Low Channel

DUT: UMTS/LTE Data Module; Type: TOBY-L201; Serial: 358502061000710

Communication System: IEEE 802.11a WiFi 5 GHz; Frequency: 5180 MHz;Duty Cycle: 1:1
Medium parameters used: f = 5180 MHz; σ = 5.183 S/m; ε_r = 49.616; ρ = 1000 kg/m^3
Phantom section: Center Section

DASY5 Configuration:

- Probe: EX3DV4 - SN7329; ConvF(4.84, 4.84, 4.84); Calibrated: 2017/3/13;
- Sensor-Surface: 1.4mm (Mechanical Surface Detection)
- Electronics: DAE4 Sn772;Calibrated: 2017/10/9
- Phantom: Triple Flat Phantom 5.1C; Type: QD 000 P51 CA; Serial: 1130
- Measurement SW: DASY52, Version 52.8 (8);

Area Scan (111x81x1): Interpolated grid: dx=1.000 mm, dy=1.000 mm
Maximum value of SAR (interpolated) = 2.63 W/kg

Zoom Scan (7x7x6)/Cube 0: Measurement grid: dx=5mm, dy=5mm, dz=2mm
Reference Value = 11.06 V/m; Power Drift = -0.19 dB
Peak SAR (extrapolated) = 4.35 W/kg
SAR(1 g) = 1.25 W/kg; SAR(10 g) = 0.435 W/kg
Maximum value of SAR (measured) = 2.91 W/kg

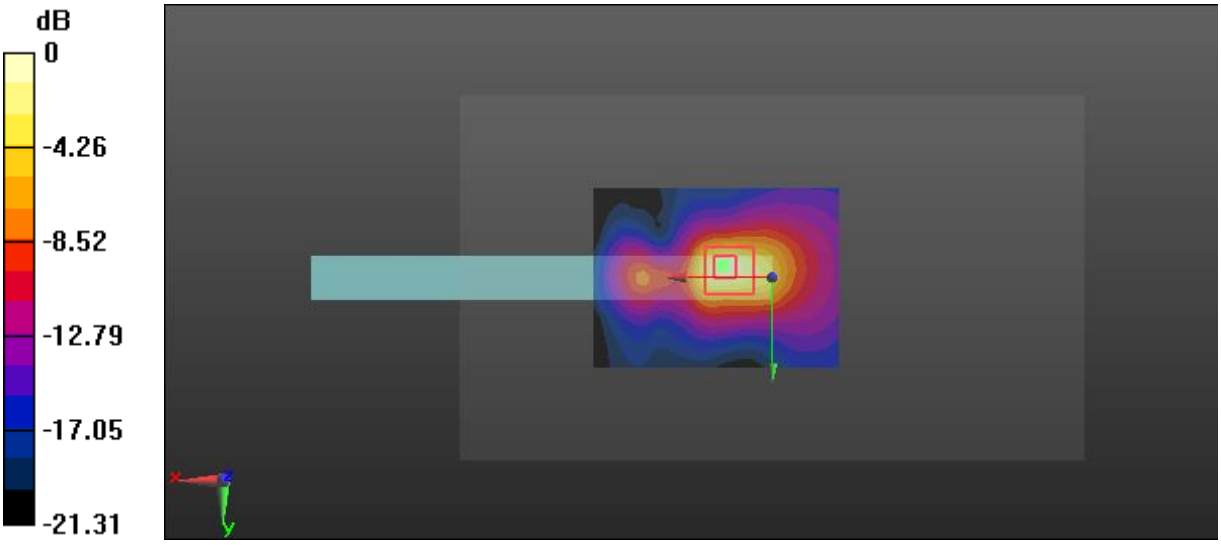

0 dB = 2.91 W/kg = 4.64 dBW/kg

Test Plot 44#: 5G WLAN Mode a Body Right Middle Channel

DUT: UMTS/LTE Data Module; Type: TOBY-L201; Serial: 358502061000710

Communication System: IEEE 802.11a WiFi 5 GHz; Frequency: 5200 MHz;Duty Cycle: 1:1
Medium parameters used: f = 5200 MHz; σ = 5.196 S/m; ε_r = 49.584; ρ = 1000 kg/m^3
Phantom section: Center Section

DASY5 Configuration:

- Probe: EX3DV4 - SN7329; ConvF(4.84, 4.84, 4.84); Calibrated: 2017/3/13;
- Sensor-Surface: 1.4mm (Mechanical Surface Detection)
- Electronics: DAE4 Sn772;Calibrated: 2017/10/9
- Phantom: Triple Flat Phantom 5.1C; Type: QD 000 P51 CA; Serial: 1130
- Measurement SW: DASY52, Version 52.8 (8);

Area Scan (111x81x1): Interpolated grid: dx=1.000 mm, dy=1.000 mm
Maximum value of SAR (interpolated) = 2.22 W/kg

Zoom Scan (7x7x6)/Cube 0: Measurement grid: dx=5mm, dy=5mm, dz=2mm
Reference Value = 10.37 V/m; Power Drift = -0.02 dB
Peak SAR (extrapolated) = 3.78 W/kg
SAR(1 g) = 1.09 W/kg; SAR(10 g) = 0.403 W/kg
Maximum value of SAR (measured) = 2.47 W/kg

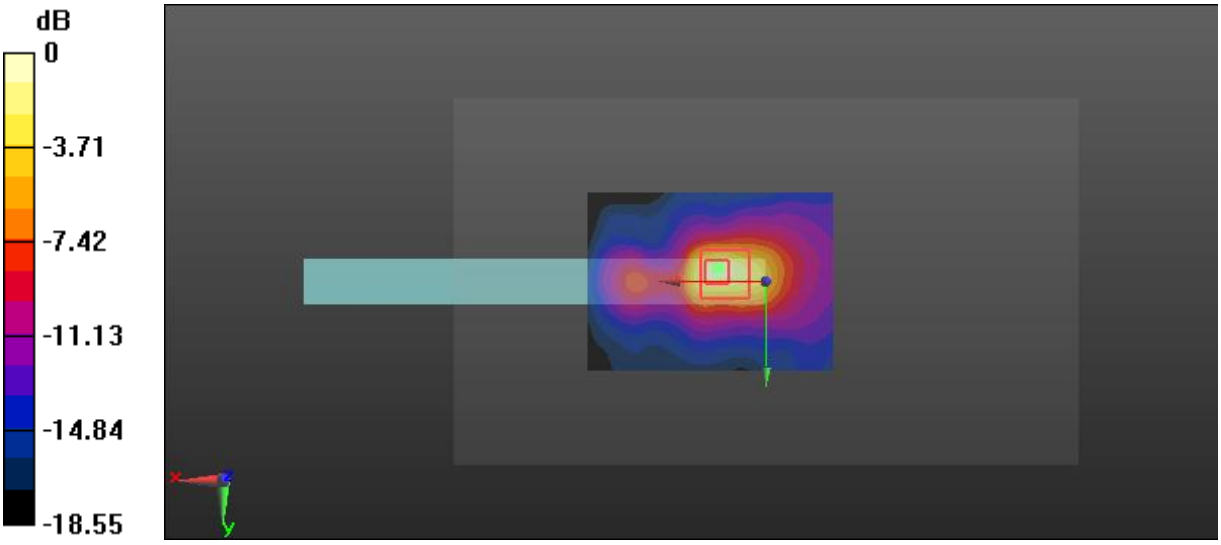

0 dB = 2.47 W/kg = 3.93 dBW/kg

Test Plot 45#: 5G WLAN Mode a Body Right High Channel

DUT: UMTS/LTE Data Module; Type: TOBY-L201; Serial: 358502061000710

Communication System: IEEE 802.11a WiFi 5 GHz; Frequency: 5240 MHz;Duty Cycle: 1:1
Medium parameters used: f = 5240 MHz; σ = 5.235 S/m; ε_r = 49.462; ρ = 1000 kg/m^3
Phantom section: Center Section

DASY5 Configuration:

- Probe: EX3DV4 - SN7329; ConvF(4.84, 4.84, 4.84); Calibrated: 2017/3/13;
- Sensor-Surface: 1.4mm (Mechanical Surface Detection)
- Electronics: DAE4 Sn772;Calibrated: 2017/10/9
- Phantom: Triple Flat Phantom 5.1C; Type: QD 000 P51 CA; Serial: 1130
- Measurement SW: DASY52, Version 52.8 (8);

Area Scan (111x81x1): Interpolated grid: dx=1.000 mm, dy=1.000 mm
Maximum value of SAR (interpolated) = 1.90 W/kg

Zoom Scan (8x7x6)/Cube 0: Measurement grid: dx=5mm, dy=5mm, dz=2mm
Reference Value = 9.667 V/m; Power Drift = -0.11 dB
Peak SAR (extrapolated) = 3.11 W/kg
SAR(1 g) = 0.921 W/kg; SAR(10 g) = 0.349 W/kg
Maximum value of SAR (measured) = 2.02 W/kg

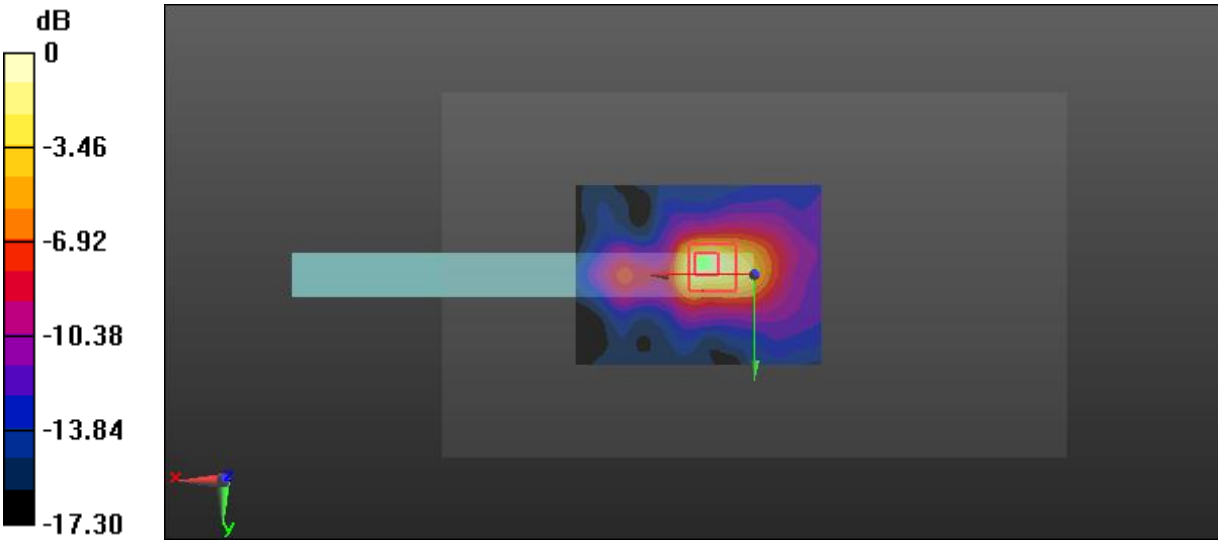

0 dB = 2.02 W/kg = 3.05 dBW/kg

Test Plot 46#: 5G WLAN Mode a Body Bottom Middle Channel

DUT: UMTS/LTE Data Module; Type: TOBY-L201; Serial: 358502061000710

Communication System: IEEE 802.11a WiFi 5 GHz; Frequency: 5200 MHz;Duty Cycle: 1:1
Medium parameters used: f = 5200 MHz; σ = 5.196 S/m; ε_r = 49.584; ρ = 1000 kg/m^3
Phantom section: Center Section

DASY5 Configuration:

- Probe: EX3DV4 - SN7329; ConvF(4.84, 4.84, 4.84); Calibrated: 2017/3/13;
- Sensor-Surface: 1.4mm (Mechanical Surface Detection)
- Electronics: DAE4 Sn772;Calibrated: 2017/10/9
- Phantom: Triple Flat Phantom 5.1C; Type: QD 000 P51 CA; Serial: 1130
- Measurement SW: DASY52, Version 52.8 (8);

Area Scan (151x81x1): Interpolated grid: dx=1.000 mm, dy=1.000 mm
Maximum value of SAR (interpolated) = 0.812 W/kg

Zoom Scan (7x7x6)/Cube 0: Measurement grid: dx=5mm, dy=5mm, dz=2mm
Reference Value = 6.419 V/m; Power Drift = 0.02 dB
Peak SAR (extrapolated) = 1.25 W/kg
SAR(1 g) = 0.415 W/kg; SAR(10 g) = 0.194 W/kg
Maximum value of SAR (measured) = 0.806 W/kg

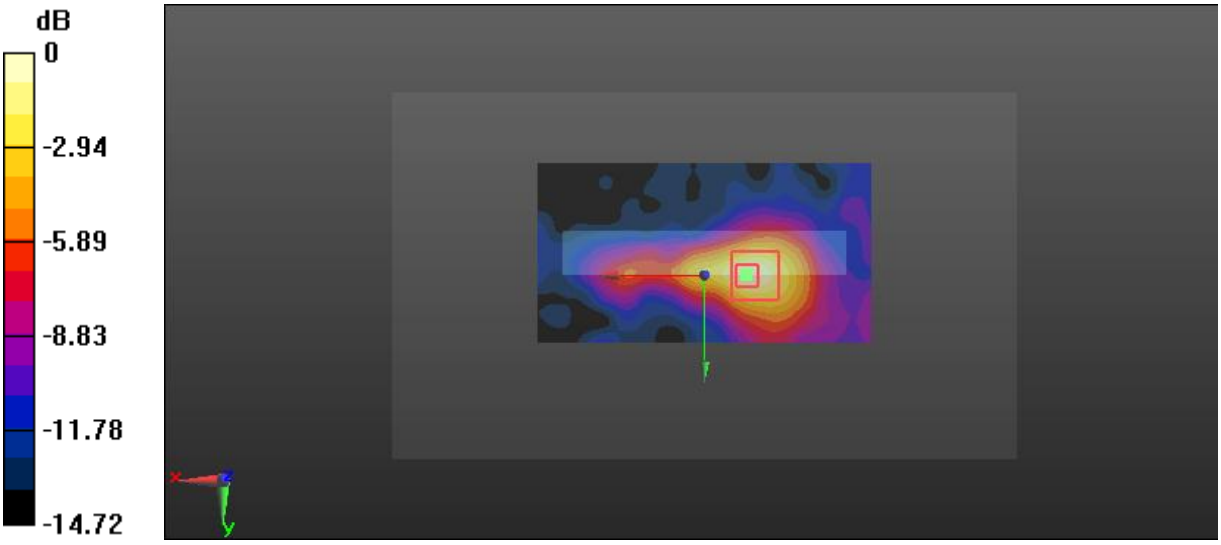

0 dB = 0.806 W/kg = -0.94 dBW/kg