Appendix B

Measurement Plots

Date/Time: 05/24/05 07:31:58

Test Laboratory: ELECTRONIC TECHNOLOGY SYSTEMS DR. GENZ GMBH

Dipol Valid.1900(h)_250mW_24.5.05

DUT: Dipole 1900 MHz; Type: D1900V2; Serial: 5d025

Communication System: CW; Frequency: 1900 MHz;Duty Cycle: 1:1
Medium: Head 1900 MHz Medium parameters used: f = 1900 MHz; σ = 1.42 mho/m; ε_r = 39.9; ρ = 1000 kg/m^3
Phantom section: Flat Section

DASY4 Configuration:

- Probe: ET3DV6 - SN1711; ConvF(5.2, 5.2, 5.2); Calibrated: 12/16/2003
- Sensor-Surface: 4mm (Mechanical And Optical Surface Detection)
- Electronics: DAE3 Sn522; Calibrated: 1/12/2004
- Phantom: SAM 12; Type: TP-1217; Serial: QD000P40CA
- Measurement SW: DASY4, V4.4 Build 3; Postprocessing SW: SEMCAD, V1.8 Build 130

Dipol 1900 (250mW)/Area Scan (61x81x1): Measurement grid: dx=10mm, dy=10mm
Maximum value of SAR (interpolated) = 11.5 mW/g

Dipol 1900 (250mW)/Zoom Scan (7x7x7)/Cube 0: Measurement grid: dx=5mm, dy=5mm, dz=5mm
Reference Value = 87.7 V/m; Power Drift = -0.0 dB
Peak SAR (extrapolated) = 17.5 W/kg
SAR(1 g) = 9.98 mW/g; SAR(10 g) = 5.2 mW/g
Maximum value of SAR (measured) = 11.2 mW/g

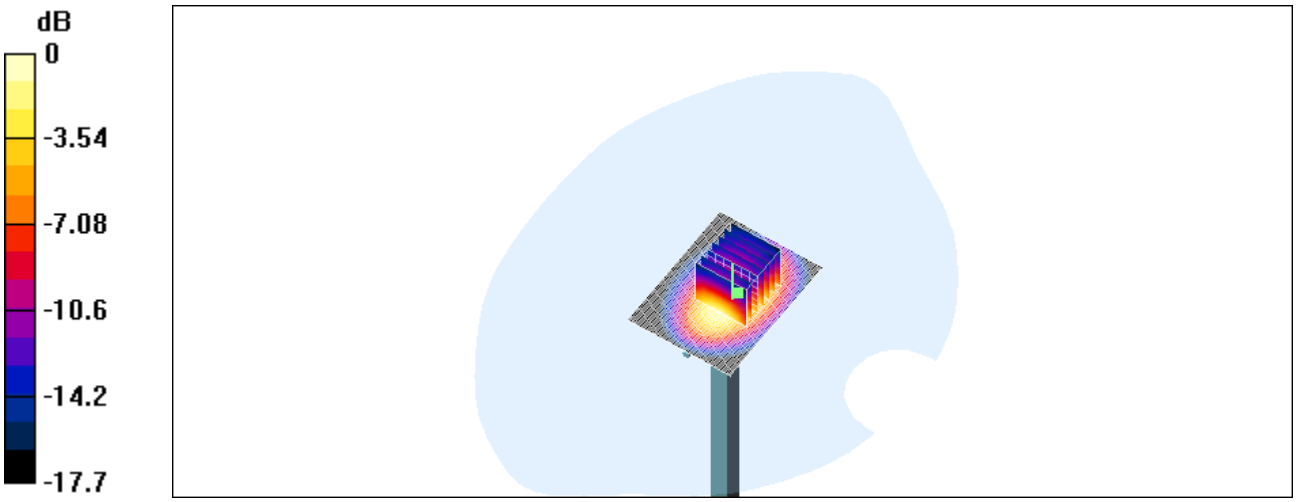

0 dB = 11.2mW/g

Date/Time: 05/26/05 07:21:49

Test Laboratory: ELECTRONIC TECHNOLOGY SYSTEMS DR. GENZ GMBH

Dipol Valid.1900(m)_250mW26.5.05

DUT: Dipole 1900 MHz; Type: D1900V2; Serial: 5d025

Communication System: CW; Frequency: 1900 MHz;Duty Cycle: 1:1
Medium: Muscle 1900 MHz Medium parameters used: f = 1900 MHz; σ = 1.58 mho/m; ε_r = 51.9; ρ = 1000 kg/m^3
Phantom section: Flat Section

DASY4 Configuration:

- Probe: ET3DV6 - SN1711; ConvF(4.6, 4.6, 4.6); Calibrated: 12/16/2003
- Sensor-Surface: 4mm (Mechanical And Optical Surface Detection)
- Electronics: DAE3 Sn522; Calibrated: 1/12/2004
- Phantom: SAM 12; Type: TP-1217; Serial: QD000P40CA
- Measurement SW: DASY4, V4.4 Build 3; Postprocessing SW: SEMCAD, V1.8 Build 130

Dipol 1900 (250mW)/Area Scan (61x81x1): Measurement grid: dx=10mm, dy=10mm
Maximum value of SAR (interpolated) = 12.8 mW/g

Dipol 1900 (250mW)/Zoom Scan (7x7x7)/Cube 0: Measurement grid: dx=5mm, dy=5mm, dz=5mm
Reference Value = 90.7 V/m; Power Drift = -0.1 dB
Peak SAR (extrapolated) = 18.6 W/kg
SAR(1 g) = 10.8 mW/g; SAR(10 g) = 5.66 mW/g
Maximum value of SAR (measured) = 12.3 mW/g

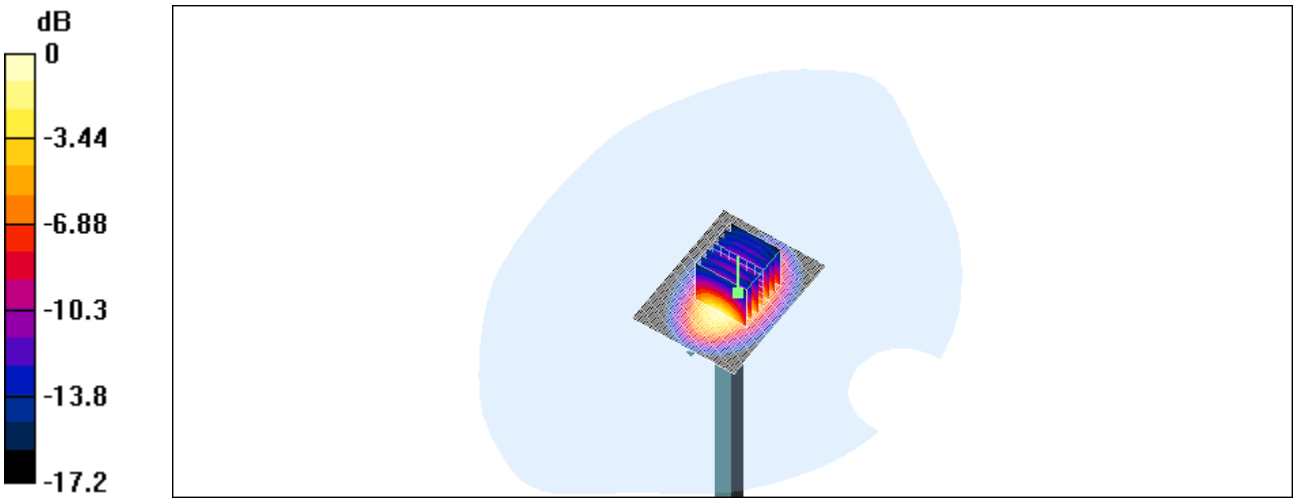

0 dB = 12.3mW/g

Date/Time: 05/24/05 11:17:58

Test Laboratory: ELECTRONIC TECHNOLOGY SYSTEMS DR. GENZ GMBH

right_ch0_cheek

DUT: KIRK telecomA/S; Type: 1.9GHz Communication System (portable part); Serial: PP5N 1G9

Communication System: 1.9 GHz DECT; Frequency: 1908 MHz;Duty Cycle: 1:12.3
Medium: Head 1900 MHz Medium parameters used: f = 1908 MHz; σ = 1.43 mho/m; ε_r = 39.8; ρ = 1000 kg/m^3
Phantom section: Right Section

DASY4 Configuration:

- Probe: ET3DV6 - SN1711; ConvF(5.2, 5.2, 5.2); Calibrated: 12/16/2003
- Sensor-Surface: 4mm (Mechanical And Optical Surface Detection)
- Electronics: DAE3 Sn522; Calibrated: 9/11/2002
- Phantom: SAM 12; Type: TP-1217; Serial: QD000P40CA
- Measurement SW: DASY4, V4.4 Build 3; Postprocessing SW: SEMCAD, V1.8 Build 130

PP5N/Area Scan (71x131x1): Measurement grid: dx=10mm, dy=10mm
Maximum value of SAR (interpolated) = 0.039 mW/g

PP5N/Zoom Scan (8x8x7)/Cube 0: Measurement grid: dx=5mm, dy=5mm, dz=5mm
Reference Value = 5.17 V/m; Power Drift = 0.009 dB
Peak SAR (extrapolated) = 0.069 W/kg
SAR(1 g) = 0.036 mW/g; SAR(10 g) = 0.020 mW/g
Maximum value of SAR (measured) = 0.039 mW/g

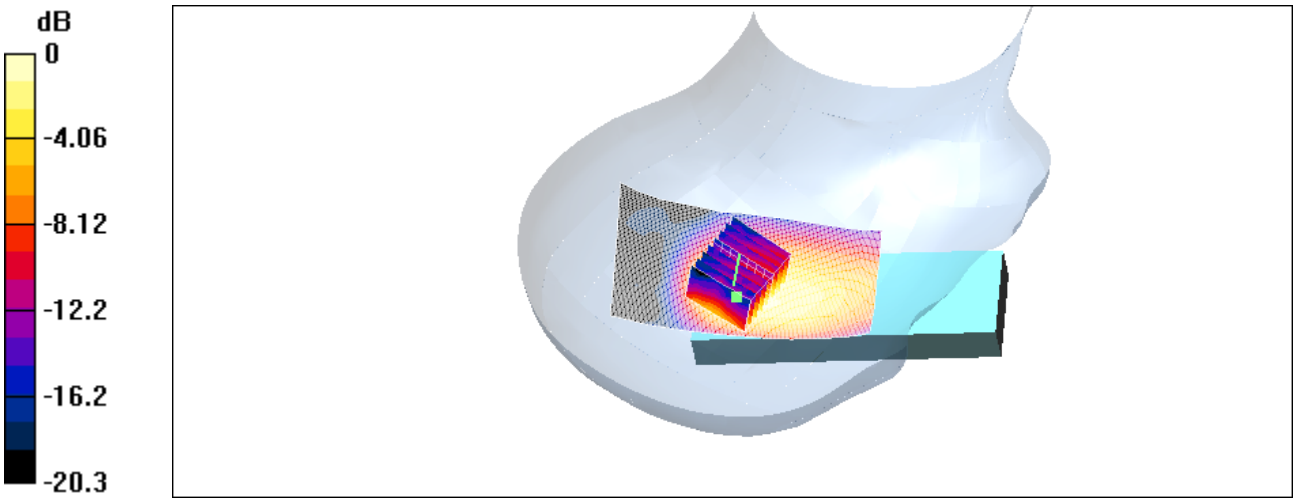

0 dB = 0.039mW/g

Date/Time: 05/24/05 10:45:14

Test Laboratory: ELECTRONIC TECHNOLOGY SYSTEMS DR. GENZ GMBH

right_ch2_cheek

DUT: KIRK telecomA/S; Type: 1.9GHz Communication System (portable part); Serial: PP5N 1G9

Communication System: 1.9 GHz DECT; Frequency: 1905 MHz;Duty Cycle: 1:12.3
Medium: Head 1900 MHz Medium parameters used: f = 1905 MHz; σ = 1.42 mho/m; ε_r = 39.8; ρ = 1000 kg/m^3
Phantom section: Right Section

DASY4 Configuration:

- Probe: ET3DV6 - SN1711; ConvF(5.2, 5.2, 5.2); Calibrated: 12/16/2003
- Sensor-Surface: 4mm (Mechanical And Optical Surface Detection)
- Electronics: DAE3 Sn522; Calibrated: 9/11/2002
- Phantom: SAM 12; Type: TP-1217; Serial: QD000P40CA
- Measurement SW: DASY4, V4.4 Build 3; Postprocessing SW: SEMCAD, V1.8 Build 130

PP5N/Area Scan (71x131x1): Measurement grid: dx=10mm, dy=10mm
Maximum value of SAR (interpolated) = 0.039 mW/g

PP5N/Zoom Scan (8x8x7)/Cube 0: Measurement grid: dx=5mm, dy=5mm, dz=5mm
Reference Value = 5.21 V/m; Power Drift = 0.0 dB
Peak SAR (extrapolated) = 0.067 W/kg
SAR(1 g) = 0.036 mW/g; SAR(10 g) = 0.020 mW/g

Maximum value of SAR (measured) = 0.039 mW/g



0 dB = 0.039mW/g

Date/Time: 05/24/05 10:13:42

Test Laboratory: ELECTRONIC TECHNOLOGY SYSTEMS DR. GENZ GMBH

right_ch2_tilted

DUT: KIRK telecomA/S; Type: 1.9GHz Communication System (portable part); Serial: PP5N 1G9

Communication System: 1.9 GHz DECT; Frequency: 1905 MHz;Duty Cycle: 1:12.3
Medium: Head 1900 MHz Medium parameters used (interpolated): f = 1905 MHz; σ = 1.42 mho/m; ε_r = 39.8; ρ = 1000 kg/m^3
Phantom section: Right Section

DASY4 Configuration:

- Probe: ET3DV6 - SN1711; ConvF(5.2, 5.2, 5.2); Calibrated: 12/16/2003
- Sensor-Surface: 4mm (Mechanical And Optical Surface Detection)
- Electronics: DAE3 Sn522; Calibrated: 9/11/2002
- Phantom: SAM 12; Type: TP-1217; Serial: QD000P40CA
- Measurement SW: DASY4, V4.4 Build 3; Postprocessing SW: SEMCAD, V1.8 Build 130

PP5N/Area Scan (71x131x1): Measurement grid: dx=10mm, dy=10mm

Maximum value of SAR (interpolated) = 0.033 mW/g

PP5N/Zoom Scan (8x8x7)/Cube 0: Measurement grid: dx=5mm, dy=5mm, dz=5mm
Reference Value = 4.79 V/m; Power Drift = -0.0 dB
Peak SAR (extrapolated) = 0.066 W/kg
SAR(1 g) = 0.031 mW/g; SAR(10 g) = 0.017 mW/g

Maximum value of SAR (measured) = 0.034 mW/g



0 dB = 0.034mW/g

Date/Time: 05/24/05 11:50:11

Test Laboratory: ELECTRONIC TECHNOLOGY SYSTEMS DR. GENZ GMBH

right_ch4_cheek

DUT: KIRK telecomA/S; Type: 1.9GHz Communication System (portable part); Serial: PP5N 1G9

Communication System: 1.9 GHz DECT; Frequency: 1901 MHz;Duty Cycle: 1:12.3
Medium: Head 1900 MHz Medium parameters used: f = 1901 MHz; σ = 1.42 mho/m; ε_r = 39.9; ρ = 1000 kg/m^3
Phantom section: Right Section

DASY4 Configuration:

- Probe: ET3DV6 - SN1711; ConvF(5.2, 5.2, 5.2); Calibrated: 12/16/2003
- Sensor-Surface: 4mm (Mechanical And Optical Surface Detection)
- Electronics: DAE3 Sn522; Calibrated: 9/11/2002
- Phantom: SAM 12; Type: TP-1217; Serial: QD000P40CA
- Measurement SW: DASY4, V4.4 Build 3; Postprocessing SW: SEMCAD, V1.8 Build 130

PP5N/Area Scan (71x131x1): Measurement grid: dx=10mm, dy=10mm
Maximum value of SAR (interpolated) = 0.039 mW/g

PP5N/Zoom Scan (8x8x7)/Cube 0: Measurement grid: dx=5mm, dy=5mm, dz=5mm
Reference Value = 5.12 V/m; Power Drift = 0.0 dB
Peak SAR (extrapolated) = 0.068 W/kg
SAR(1 g) = 0.036 mW/g; SAR(10 g) = 0.020 mW/g

Maximum value of SAR (measured) = 0.039 mW/g

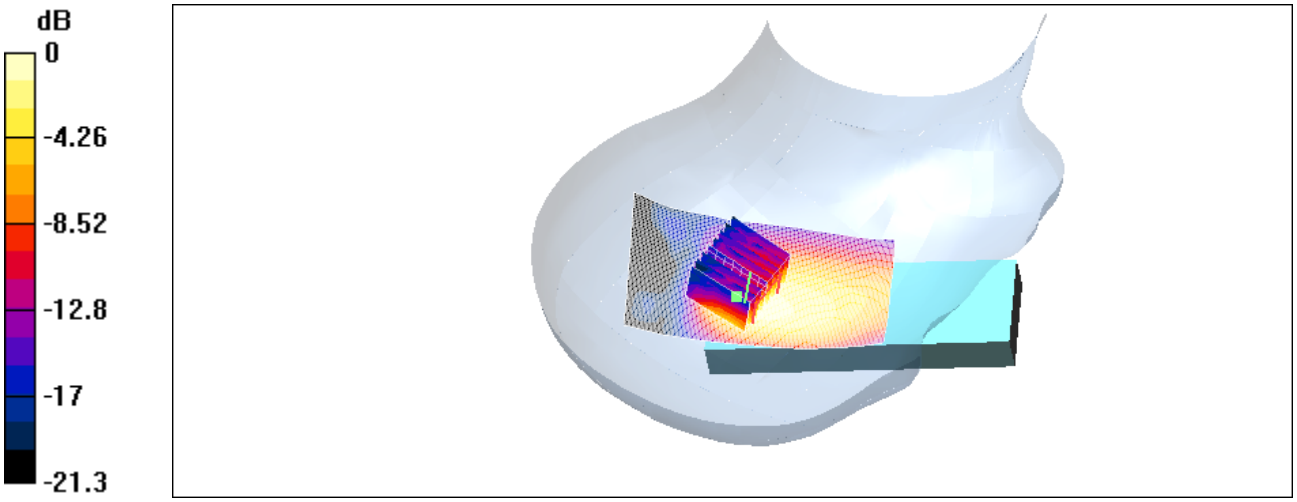

0 dB = 0.039mW/g

Date/Time: 05/24/05 07:45:28

Test Laboratory: ELECTRONIC TECHNOLOGY SYSTEMS DR. GENZ GMBH

left_ch2_cheek

DUT: KIRK telecomA/S; Type: 1.9GHz Communication System (portable part); Serial: PP5N 1G9

Communication System: 1.9 GHz DECT; Frequency: 1905 MHz;Duty Cycle: 1:12.3
Medium: Head 1900 MHz Medium parameters used (interpolated): f = 1905 MHz; σ = 1.42 mho/m; ε_r = 39.8; ρ = 1000 kg/m^3
Phantom section: Left Section

DASY4 Configuration:

- Probe: ET3DV6 - SN1711; ConvF(5.2, 5.2, 5.2); Calibrated: 12/16/2003
- Sensor-Surface: 4mm (Mechanical And Optical Surface Detection)
- Electronics: DAE3 Sn522; Calibrated: 9/11/2002
- Phantom: SAM 12; Type: TP-1217; Serial: QD000P40CA
- Measurement SW: DASY4, V4.4 Build 3; Postprocessing SW: SEMCAD, V1.8 Build 130

PP5N/Area Scan (71x131x1): Measurement grid: dx=10mm, dy=10mm

Maximum value of SAR (interpolated) = 0.039 mW/g

PP5N/Zoom Scan (8x8x7)/Cube 0: Measurement grid: dx=5mm, dy=5mm, dz=5mm
Reference Value = 5.41 V/m; Power Drift = 0.1 dB
Peak SAR (extrapolated) = 0.064 W/kg
SAR(1 g) = 0.035 mW/g; SAR(10 g) = 0.020 mW/g

Maximum value of SAR (measured) = 0.039 mW/g

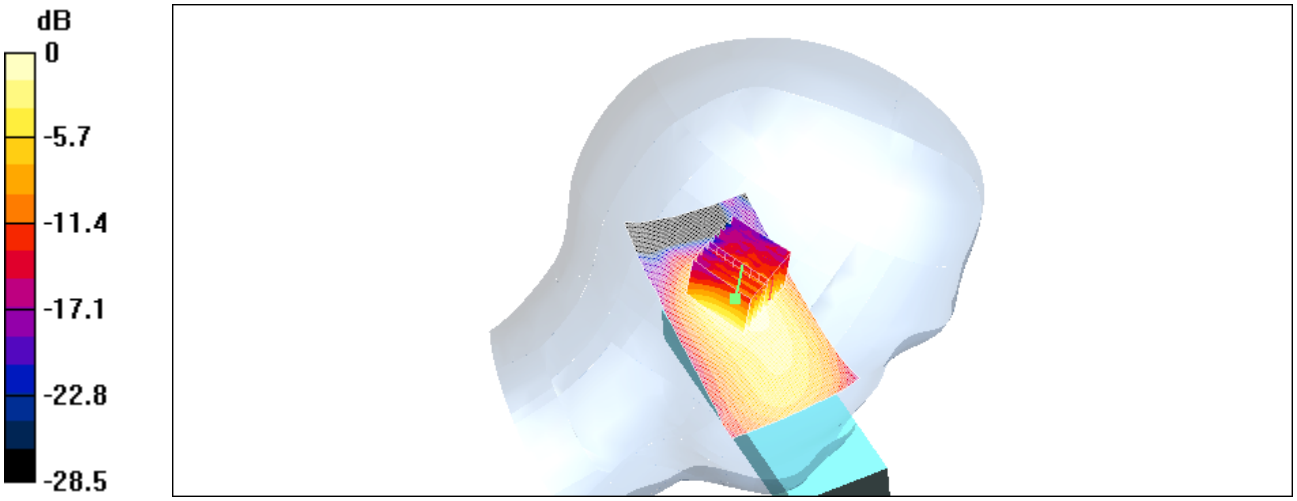

0 dB = 0.039mW/g

Date/Time: 05/24/05 09:37:33

Test Laboratory: ELECTRONIC TECHNOLOGY SYSTEMS DR. GENZ GMBH

left_ch2_tilted

DUT: KIRK telecomA/S; Type: 1.9GHz Communication System (portable part); Serial: PP5N 1G9

Communication System: 1.9 GHz DECT; Frequency: 1905 MHz;Duty Cycle: 1:12.3
Medium: Head 1900 MHz Medium parameters used (interpolated): f = 1905 MHz; σ = 1.42 mho/m; ε_r = 39.8; ρ = 1000 kg/m^3
Phantom section: Left Section

DASY4 Configuration:

- Probe: ET3DV6 - SN1711; ConvF(5.2, 5.2, 5.2); Calibrated: 12/16/2003
- Sensor-Surface: 4mm (Mechanical And Optical Surface Detection)
- Electronics: DAE3 Sn522; Calibrated: 9/11/2002
- Phantom: SAM 12; Type: TP-1217; Serial: QD000P40CA
- Measurement SW: DASY4, V4.4 Build 3; Postprocessing SW: SEMCAD, V1.8 Build 130

PP5N/Area Scan (71x131x1): Measurement grid: dx=10mm, dy=10mm

Maximum value of SAR (interpolated) = 0.030 mW/g

PP5N/Zoom Scan (8x8x7)/Cube 0: Measurement grid: dx=5mm, dy=5mm, dz=5mm
Reference Value = 4.82 V/m; Power Drift = 0.007 dB
Peak SAR (extrapolated) = 0.055 W/kg
SAR(1 g) = 0.027 mW/g; SAR(10 g) = 0.015 mW/g

Maximum value of SAR (measured) = 0.029 mW/g



0 dB = 0.029mW/g

Date/Time: 05/26/05 07:49:56

Test Laboratory: ELECTRONIC TECHNOLOGY SYSTEMS DR. GENZ GMBH

flat_ch2_front_15mm

DUT: KIRK telecomA/S; Type: 1.9GHz Communication System (portable part); Serial: PP5N 1G9

Communication System: 1.9 GHz DECT; Frequency: 1905 MHz;Duty Cycle: 1:12.3
Medium: Muscle 1900 MHz Medium parameters used: f = 1905 MHz; σ = 1.57 mho/m; ε_r = 51.8; ρ = 1000 kg/m^3
Phantom section: Flat Section

DASY4 Configuration:

- Probe: ET3DV6 - SN1711; ConvF(4.6, 4.6, 4.6); Calibrated: 12/16/2003
- Sensor-Surface: 4mm (Mechanical And Optical Surface Detection)
- Electronics: DAE3 Sn522; Calibrated: 9/11/2002
- Phantom: SAM 12; Type: TP-1217; Serial: QD000P40CA
- Measurement SW: DASY4, V4.4 Build 3; Postprocessing SW: SEMCAD, V1.8 Build 130

PP5N/Area Scan (71x171x1): Measurement grid: dx=10mm, dy=10mm
Maximum value of SAR (interpolated) = 0.00865 mW/g

PP5N/Zoom Scan (8x8x7)/Cube 0: Measurement grid: dx=5mm, dy=5mm, dz=5mm
Reference Value = 2.17 V/m; Power Drift = -0.1 dB
Peak SAR (extrapolated) = 0.012 W/kg
SAR(1 g) = 0.00805 mW/g; SAR(10 g) = 0.00534 mW/g
Maximum value of SAR (measured) = 0.00888 mW/g

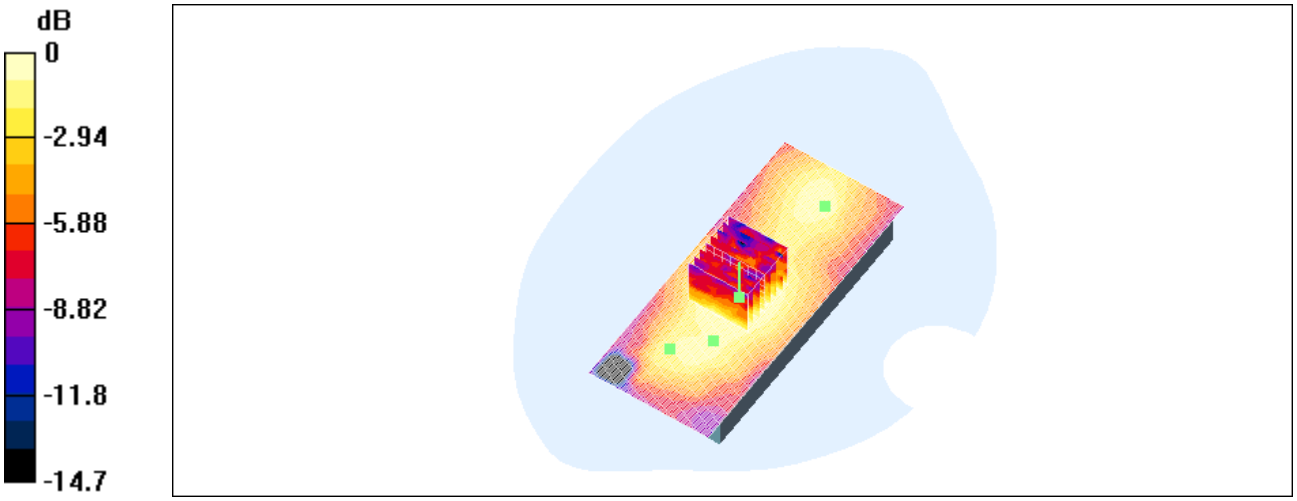

0 dB = 0.00888mW/g

Date/Time: 05/26/05 11:00:21

Test Laboratory: ELECTRONIC TECHNOLOGY SYSTEMS DR. GENZ GMBH

flat_ch2_back_15mm

DUT: KIRK telecomA/S; Type: 1.9GHz Communication System (portable part); Serial: PP5N 1G9

Communication System: 1.9 GHz DECT; Frequency: 1905 MHz;Duty Cycle: 1:12.3
Medium: Muscle 1900 MHz Medium parameters used: f = 1905 MHz; σ = 1.57 mho/m; ε_r = 51.8; ρ = 1000 kg/m^3
Phantom section: Flat Section

DASY4 Configuration:

- Probe: ET3DV6 - SN1711; ConvF(4.6, 4.6, 4.6); Calibrated: 12/16/2003
- Sensor-Surface: 4mm (Mechanical And Optical Surface Detection)
- Electronics: DAE3 Sn522; Calibrated: 9/11/2002
- Phantom: SAM 12; Type: TP-1217; Serial: QD000P40CA
- Measurement SW: DASY4, V4.4 Build 3; Postprocessing SW: SEMCAD, V1.8 Build 130

PP5N/Area Scan (71x171x1): Measurement grid: dx=10mm, dy=10mm
Maximum value of SAR (interpolated) = 0.00748 mW/g

PP5N/Zoom Scan (8x8x7)/Cube 0: Measurement grid: dx=5mm, dy=5mm, dz=5mm
Reference Value = 1.33 V/m; Power Drift = 0.1 dB
Peak SAR (extrapolated) = 0.012 W/kg
SAR(1 g) = 0.00697 mW/g; SAR(10 g) = 0.00481 mW/g
Maximum value of SAR (measured) = 0.00742 mW/g

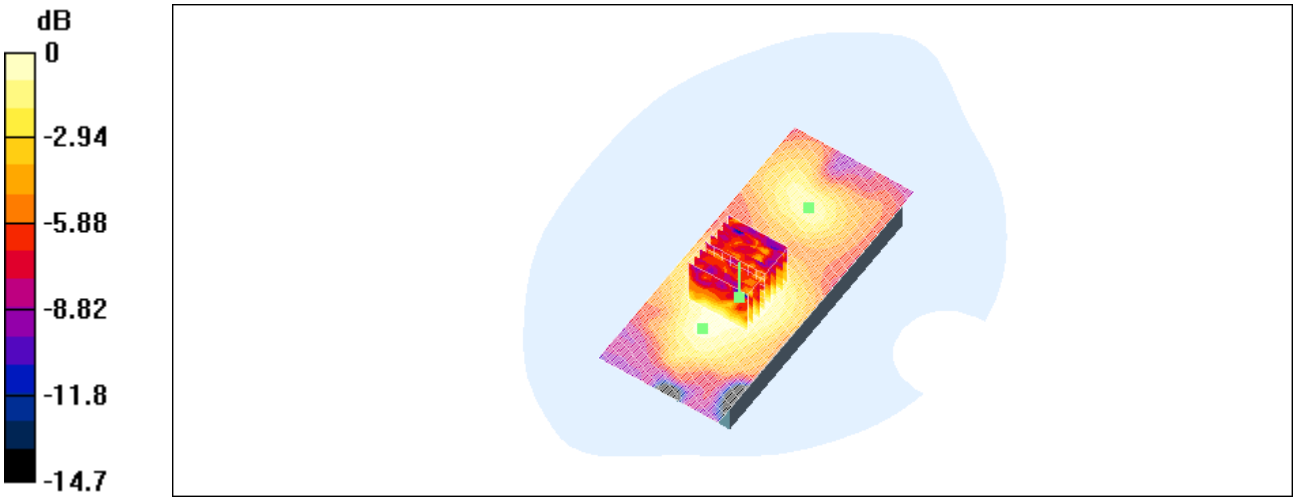

0 dB = 0.00742mW/g

Date/Time: 05/26/05 13:16:37

Test Laboratory: ELECTRONIC TECHNOLOGY SYSTEMS DR. GENZ GMBH

flat_ch2_front_0mm

DUT: KIRK telecomA/S; Type: 1.9GHz Communication System (portable part); Serial: PP5N 1G9

Communication System: 1.9 GHz DECT; Frequency: 1905 MHz;Duty Cycle: 1:12.3
Medium: Muscle 1900 MHz Medium parameters used: f = 1905 MHz; σ = 1.57 mho/m; ε_r = 51.8; ρ = 1000 kg/m^3
Phantom section: Flat Section

DASY4 Configuration:

- Probe: ET3DV6 - SN1711; ConvF(4.6, 4.6, 4.6); Calibrated: 12/16/2003
- Sensor-Surface: 4mm (Mechanical And Optical Surface Detection)
- Electronics: DAE3 Sn522; Calibrated: 9/11/2002
- Phantom: SAM 12; Type: TP-1217; Serial: QD000P40CA
- Measurement SW: DASY4, V4.4 Build 3; Postprocessing SW: SEMCAD, V1.8 Build 130

PP5N/Area Scan (71x171x1): Measurement grid: dx=10mm, dy=10mm
Maximum value of SAR (interpolated) = 0.040 mW/g

PP5N/Zoom Scan (8x8x7)/Cube 0: Measurement grid: dx=5mm, dy=5mm, dz=5mm
Reference Value = 3.28 V/m; Power Drift = 0.0 dB
Peak SAR (extrapolated) = 0.067 W/kg
SAR(1 g) = 0.035 mW/g; SAR(10 g) = 0.019 mW/g
Maximum value of SAR (measured) = 0.038 mW/g

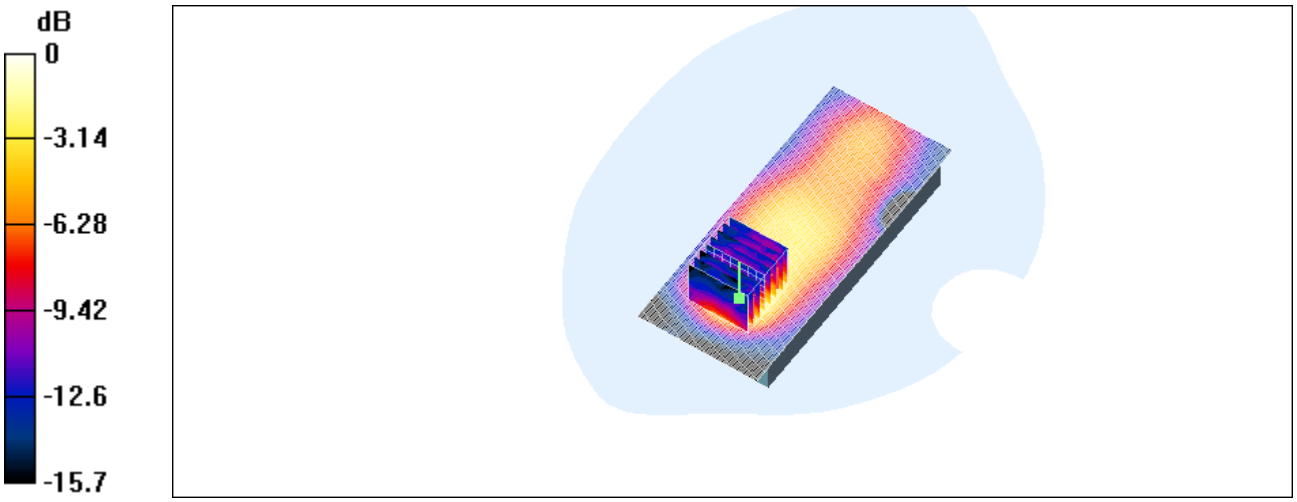

0 dB = 0.038mW/g

Appendix C

Pictures

Appendix

C. Pictures



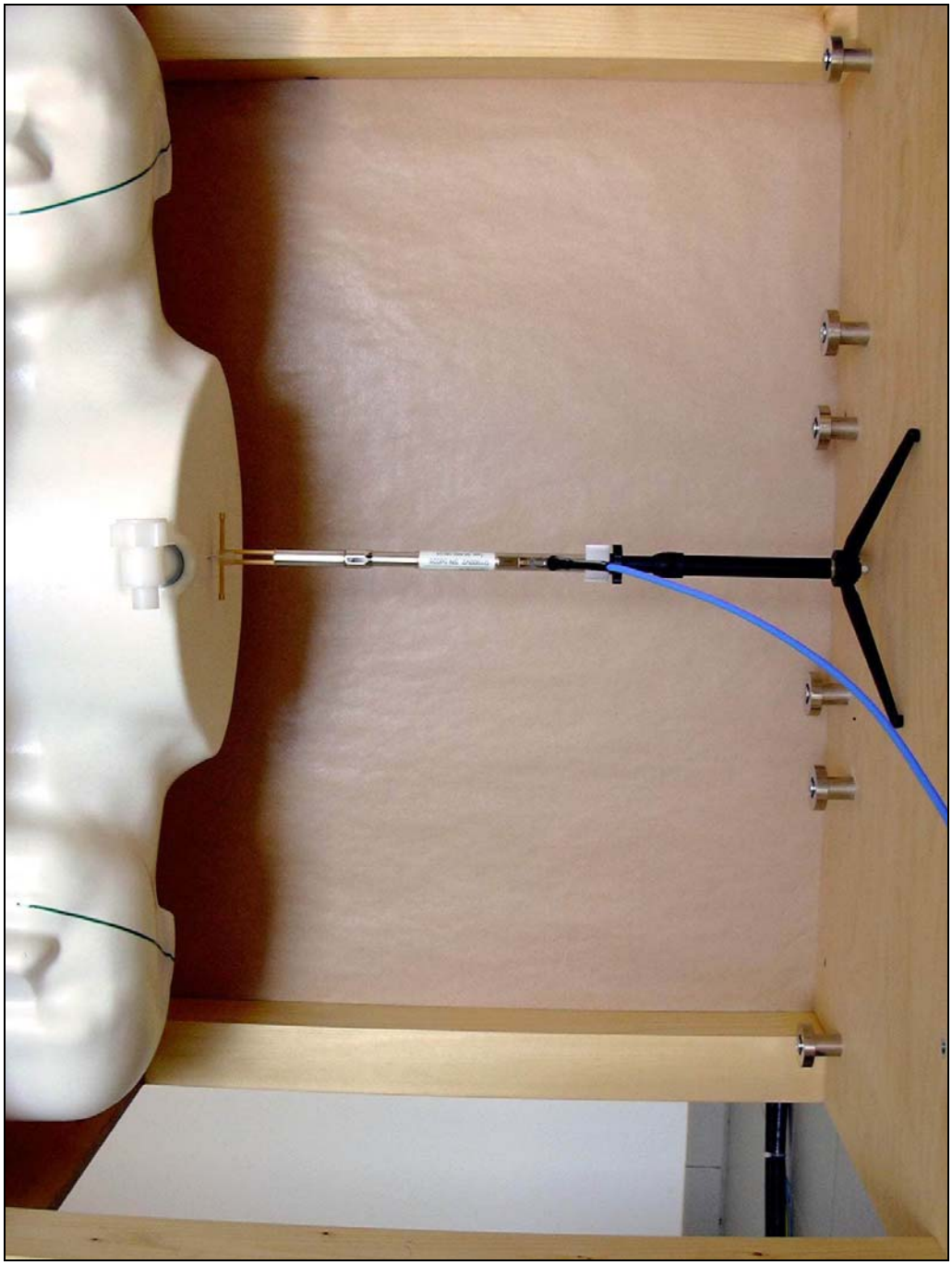


7 8 9 10 11 12 13 14 15 16 17 18 19 20
GERMANY
M+R