Appendix B

Measurement Plots

Date/Time: 07/14/05 19:52:52

Test Laboratory: ELECTRONIC TECHNOLOGY SYSTEMS DR. GENZ GMBH

Dipol Valid.2450 (h)_250mW14.07.2005

DUT: Dipole 2450 MHz; Type: D2450V2; Serial: 722

Communication System: CW; Frequency: 2450 MHz;Duty Cycle: 1:1
Medium: Head 2450 MHz Medium parameters used (interpolated): f = 2450 MHz; σ = 1.84 mho/m; ε_r = 38; ρ = 1000 kg/m^3
Phantom section: Flat Section

DASY4 Configuration:

- Probe: ET3DV6 - SN1711; ConvF(4.6, 4.6, 4.6); Calibrated: 12/16/2003
- Sensor-Surface: 4mm (Mechanical And Optical Surface Detection)
- Electronics: DAE3 Sn522; Calibrated: 1/12/2004
- Phantom: SAM 12; Type: TP-1217; Serial: QD000P40CA
- Measurement SW: DASY4, V4.4 Build 3; Postprocessing SW: SEMCAD, V1.8 Build 130

Dipol 2450 (250mW)/Area Scan (61x81x1): Measurement grid: dx=10mm, dy=10mm

Maximum value of SAR (interpolated) = 17.5 mW/g

Dipol 2450 (250mW)/Zoom Scan (7x7x7)/Cube 0: Measurement grid: dx=5mm, dy=5mm, dz=5mm
Reference Value = 106.0 V/m; Power Drift = 0.002 dB
Peak SAR (extrapolated) = 34.4 W/kg
SAR(1 g) = 14.9 mW/g; SAR(10 g) = 7.31 mW/g

Maximum value of SAR (measured) = 16.8 mW/g

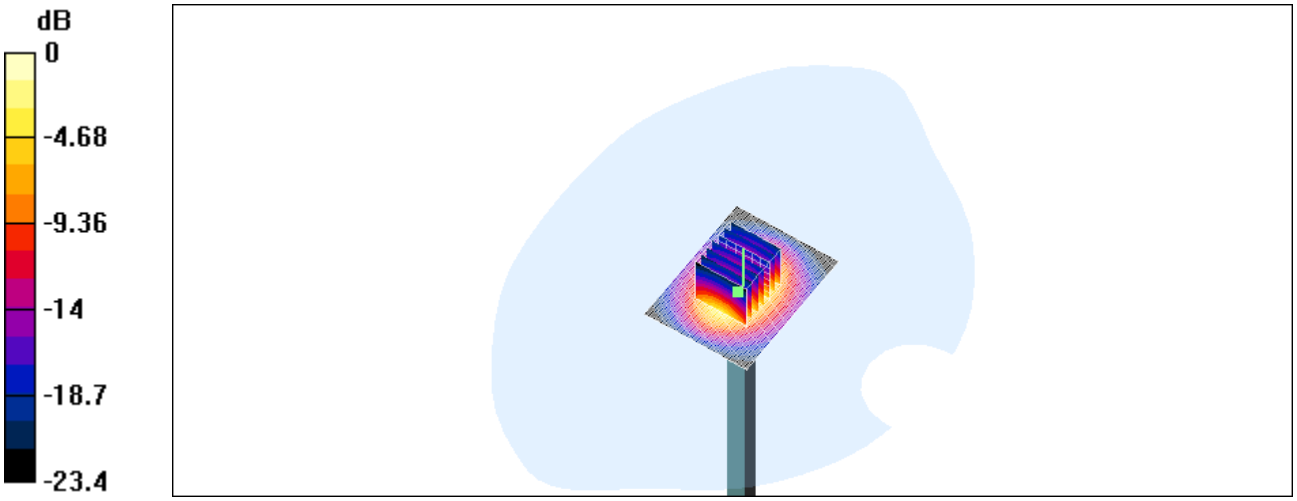

0 dB = 16.8mW/g

Date/Time: 07/15/05 14:19:35

Test Laboratory: ELECTRONIC TECHNOLOGY SYSTEMS DR. GENZ GMBH

Dipol Valid.2450 (m)_250mW15.07.2005

DUT: Dipole 2450 MHz; Type: D2450V2; Serial: 722

Communication System: CW; Frequency: 2450 MHz;Duty Cycle: 1:1
Medium: Muscle 2450 MHz Medium parameters used (interpolated): f = 2450 MHz; σ = 2 mho/m; ε_r = 52.6; ρ = 1000 kg/m^3
Phantom section: Flat Section

DASY4 Configuration:

- Probe: ET3DV6 - SN1711; ConvF(4.1, 4.1, 4.1); Calibrated: 12/16/2003
- Sensor-Surface: 4mm (Mechanical And Optical Surface Detection)
- Electronics: DAE3 Sn522; Calibrated: 1/12/2004
- Phantom: SAM 12; Type: TP-1217; Serial: QD000P40CA
- Measurement SW: DASY4, V4.4 Build 3; Postprocessing SW: SEMCAD, V1.8 Build 130

Dipol 2450 (250mW)/Area Scan (61x81x1): Measurement grid: dx=10mm, dy=10mm

Maximum value of SAR (interpolated) = 16.3 mW/g

Dipol 2450 (250mW)/Zoom Scan (7x7x7)/Cube 0: Measurement grid: dx=5mm, dy=5mm, dz=5mm
Reference Value = 92.2 V/m; Power Drift = -0.1 dB
Peak SAR (extrapolated) = 34.9 W/kg
SAR(1 g) = 13.4 mW/g; SAR(10 g) = 6.11 mW/g

Maximum value of SAR (measured) = 15.2 mW/g

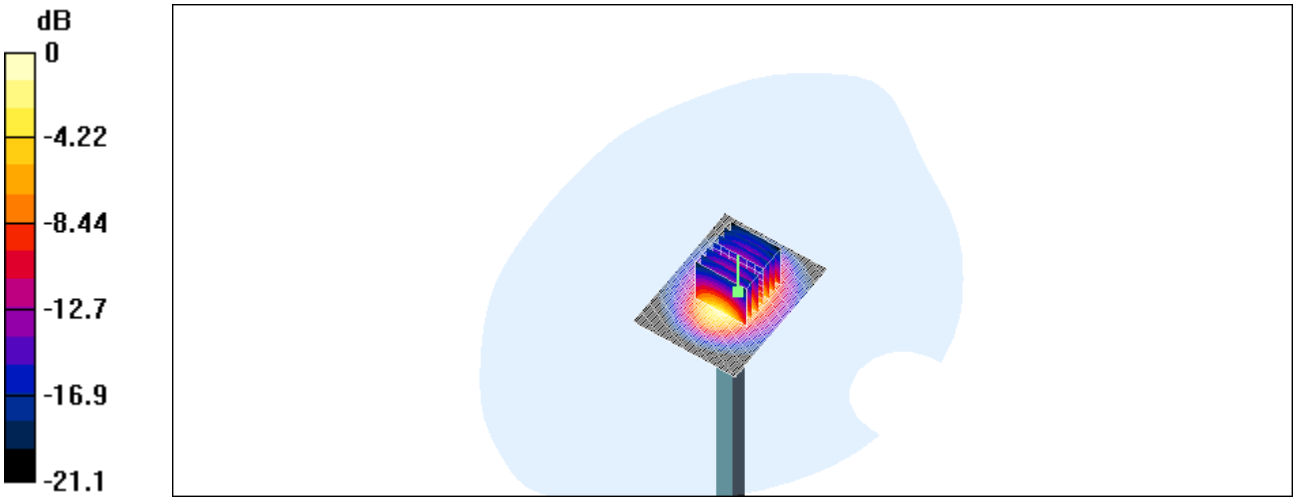

0 dB = 15.2mW/g

Date/Time: 07/14/05 15:00:23

Test Laboratory: ELECTRONIC TECHNOLOGY SYSTEMS DR. GENZ GMBH

left_ch40_cheek

DUT: KIRK telecomA/S; Type: 2.4GHz Communication System (portable part); Serial: PP5N 2G4 (Z-4040)

Communication System: KIRK 2G4; Frequency: 2442.24 MHz;Duty Cycle: 1:24
Medium: Head 2450 MHz Medium parameters used (interpolated): f = 2442.24 MHz; σ = 1.85 mho/m; ε_r = 38; ρ = 1000 kg/m^3
Phantom section: Left Section

DASY4 Configuration:

- Probe: ET3DV6 - SN1711; ConvF(4.6, 4.6, 4.6); Calibrated: 12/16/2003
- Sensor-Surface: 4mm (Mechanical And Optical Surface Detection)
- Electronics: DAE3 Sn522; Calibrated: 9/11/2002
- Phantom: SAM 12; Type: TP-1217; Serial: QD000P40CA
- Measurement SW: DASY4, V4.4 Build 3; Postprocessing SW: SEMCAD, V1.8 Build 130

PP5N/Area Scan (71x131x1): Measurement grid: dx=10mm, dy=10mm

Maximum value of SAR (interpolated) = 0.069 mW/g

PP5N/Zoom Scan (8x8x7)/Cube 0: Measurement grid: dx=5mm, dy=5mm, dz=5mm
Reference Value = 6.25 V/m; Power Drift = -0.0 dB
Peak SAR (extrapolated) = 0.118 W/kg
SAR(1 g) = 0.063 mW/g; SAR(10 g) = 0.034 mW/g

Maximum value of SAR (measured) = 0.068 mW/g

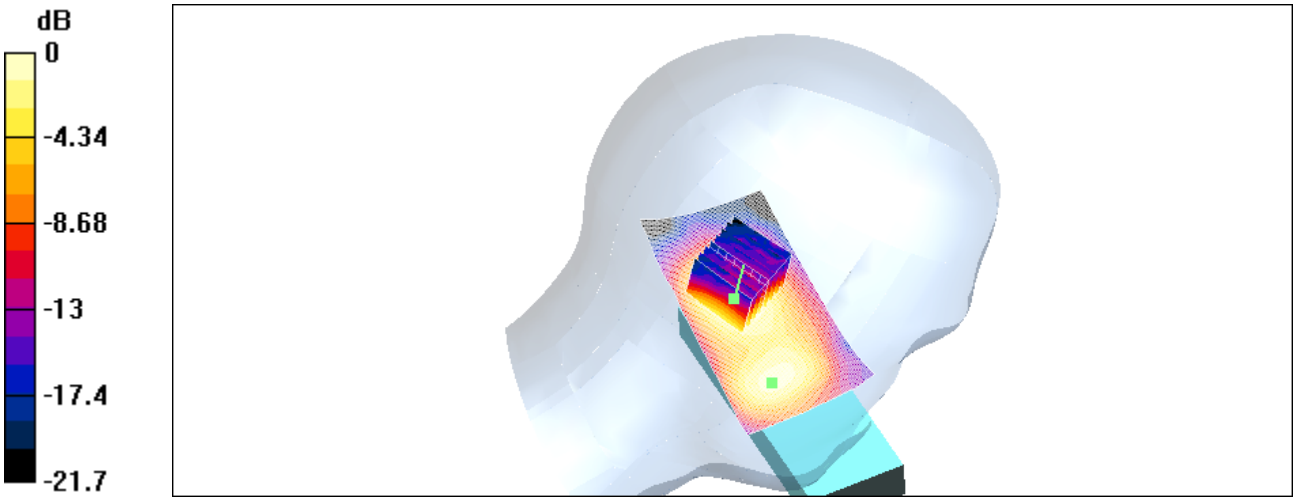

0 dB = 0.068mW/g

Date/Time: 07/14/05 15:55:12

Test Laboratory: ELECTRONIC TECHNOLOGY SYSTEMS DR. GENZ GMBH

left_ch40_tilted

DUT: KIRK telecomA/S; Type: 2.4GHz Communication System (portable part); Serial: PP5N 2G4 (Z-4040)

Communication System: KIRK 2G4; Frequency: 2442.24 MHz;Duty Cycle: 1:24
Medium: Head 2450 MHz Medium parameters used (interpolated): f = 2442.24 MHz; σ = 1.85 mho/m; ε_r = 38; ρ = 1000 kg/m^3
Phantom section: Left Section

DASY4 Configuration:

- Probe: ET3DV6 - SN1711; ConvF(4.6, 4.6, 4.6); Calibrated: 12/16/2003
- Sensor-Surface: 4mm (Mechanical And Optical Surface Detection)
- Electronics: DAE3 Sn522; Calibrated: 9/11/2002
- Phantom: SAM 12; Type: TP-1217; Serial: QD000P40CA
- Measurement SW: DASY4, V4.4 Build 3; Postprocessing SW: SEMCAD, V1.8 Build 130

PP5N/Area Scan (71x131x1): Measurement grid: dx=10mm, dy=10mm

Maximum value of SAR (interpolated) = 0.092 mW/g

PP5N/Zoom Scan (8x8x7)/Cube 0: Measurement grid: dx=5mm, dy=5mm, dz=5mm
Reference Value = 7.25 V/m; Power Drift = 0.0004 dB
Peak SAR (extrapolated) = 0.173 W/kg
SAR(1 g) = 0.086 mW/g; SAR(10 g) = 0.046 mW/g

Maximum value of SAR (measured) = 0.093 mW/g



0 dB = 0.093mW/g

Date/Time: 07/14/05 16:57:35

Test Laboratory: ELECTRONIC TECHNOLOGY SYSTEMS DR. GENZ GMBH

right_ch40_cheek

DUT: KIRK telecomA/S; Type: 2.4GHz Communication System (portable part); Serial: PP5N 2G4 (Z-4040)

Communication System: KIRK 2G4; Frequency: 2442.24 MHz;Duty Cycle: 1:24
Medium: Head 2450 MHz Medium parameters used (interpolated): f = 2442.24 MHz; σ = 1.85 mho/m; ε_r = 38; ρ = 1000 kg/m^3
Phantom section: Right Section

DASY4 Configuration:

- Probe: ET3DV6 - SN1711; ConvF(4.6, 4.6, 4.6); Calibrated: 12/16/2003
- Sensor-Surface: 4mm (Mechanical And Optical Surface Detection)
- Electronics: DAE3 Sn522; Calibrated: 9/11/2002
- Phantom: SAM 12; Type: TP-1217; Serial: QD000P40CA
- Measurement SW: DASY4, V4.4 Build 3; Postprocessing SW: SEMCAD, V1.8 Build 130

PP5N/Area Scan (71x131x1): Measurement grid: dx=10mm, dy=10mm

Maximum value of SAR (interpolated) = 0.097 mW/g

PP5N/Zoom Scan (8x8x7)/Cube 0: Measurement grid: dx=5mm, dy=5mm, dz=5mm
Reference Value = 6.36 V/m; Power Drift = 0.1 dB
Peak SAR (extrapolated) = 0.160 W/kg
SAR(1 g) = 0.089 mW/g; SAR(10 g) = 0.047 mW/g

Maximum value of SAR (measured) = 0.095 mW/g

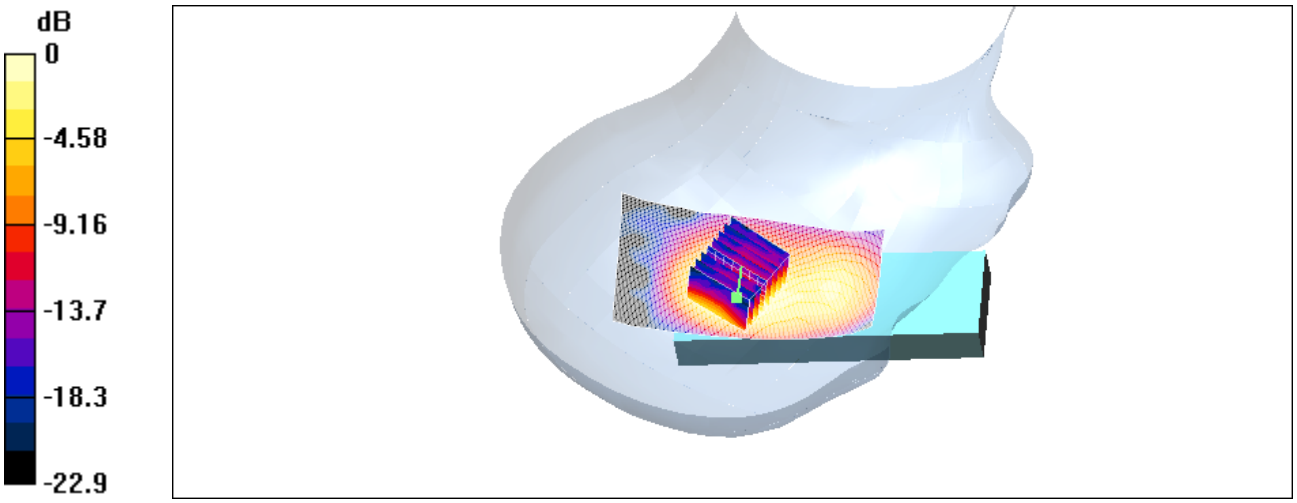

0 dB = 0.095mW/g

Date/Time: 07/14/05 16:25:08

Test Laboratory: ELECTRONIC TECHNOLOGY SYSTEMS DR. GENZ GMBH

right_ch40_tilted

DUT: KIRK telecomA/S; Type: 2.4GHz Communication System (portable part); Serial: PP5N 2G4 (Z-4040)

Communication System: KIRK 2G4; Frequency: 2442.24 MHz;Duty Cycle: 1:24
Medium: Head 2450 MHz Medium parameters used (interpolated): f = 2442.24 MHz; σ = 1.85 mho/m; ε_r = 38; ρ = 1000 kg/m^3
Phantom section: Right Section

DASY4 Configuration:

- Probe: ET3DV6 - SN1711; ConvF(4.6, 4.6, 4.6); Calibrated: 12/16/2003
- Sensor-Surface: 4mm (Mechanical And Optical Surface Detection)
- Electronics: DAE3 Sn522; Calibrated: 9/11/2002
- Phantom: SAM 12; Type: TP-1217; Serial: QD000P40CA
- Measurement SW: DASY4, V4.4 Build 3; Postprocessing SW: SEMCAD, V1.8 Build 130

PP5N/Area Scan (71x131x1): Measurement grid: dx=10mm, dy=10mm

Maximum value of SAR (interpolated) = 0.116 mW/g

PP5N/Zoom Scan (8x8x7)/Cube 0: Measurement grid: dx=5mm, dy=5mm, dz=5mm
Reference Value = 7.6 V/m; Power Drift = 0.0 dB
Peak SAR (extrapolated) = 0.203 W/kg
SAR(1 g) = 0.102 mW/g; SAR(10 g) = 0.054 mW/g

Maximum value of SAR (measured) = 0.108 mW/g



0 dB = 0.108mW/g

Date/Time: 07/14/05 17:29:57

Test Laboratory: ELECTRONIC TECHNOLOGY SYSTEMS DR. GENZ GMBH

right_ch0_tilted

DUT: KIRK telecomA/S; Type: 2.4GHz Communication System (portable part); Serial: PP5N 2G4 (Z-4040)

Communication System: KIRK 2G4; Frequency: 2401.28 MHz;Duty Cycle: 1:24
Medium: Head 2450 MHz Medium parameters used (interpolated): f = 2401.28 MHz; σ = 1.81 mho/m; ε_r = 38; ρ = 1000 kg/m^3
Phantom section: Right Section

DASY4 Configuration:

- Probe: ET3DV6 - SN1711; ConvF(4.6, 4.6, 4.6); Calibrated: 12/16/2003
- Sensor-Surface: 4mm (Mechanical And Optical Surface Detection)
- Electronics: DAE3 Sn522; Calibrated: 9/11/2002
- Phantom: SAM 12; Type: TP-1217; Serial: QD000P40CA
- Measurement SW: DASY4, V4.4 Build 3; Postprocessing SW: SEMCAD, V1.8 Build 130

PP5N/Area Scan (71x131x1): Measurement grid: dx=10mm, dy=10mm

Maximum value of SAR (interpolated) = 0.078 mW/g

PP5N/Zoom Scan (8x8x7)/Cube 0: Measurement grid: dx=5mm, dy=5mm, dz=5mm
Reference Value = 6.51 V/m; Power Drift = -0.0 dB
Peak SAR (extrapolated) = 0.143 W/kg
SAR(1 g) = 0.072 mW/g; SAR(10 g) = 0.038 mW/g

Maximum value of SAR (measured) = 0.078 mW/g



0 dB = 0.078mW/g

Date/Time: 07/14/05 18:10:52

Test Laboratory: ELECTRONIC TECHNOLOGY SYSTEMS DR. GENZ GMBH

right_ch78_tilted

DUT: KIRK telecomA/S; Type: 2.4GHz Communication System (portable part); Serial: PP5N 2G4 (Z-4040)

Communication System: KIRK 2G4; Frequency: 2481.15 MHz;Duty Cycle: 1:24
Medium: Head 2450 MHz Medium parameters used (interpolated): f = 2481.15 MHz; σ = 1.87 mho/m; ε_r = 37.8; ρ = 1000 kg/m^3
Phantom section: Right Section

DASY4 Configuration:

- Probe: ET3DV6 - SN1711; ConvF(4.6, 4.6, 4.6); Calibrated: 12/16/2003
- Sensor-Surface: 4mm (Mechanical And Optical Surface Detection)
- Electronics: DAE3 Sn522; Calibrated: 9/11/2002
- Phantom: SAM 12; Type: TP-1217; Serial: QD000P40CA
- Measurement SW: DASY4, V4.4 Build 3; Postprocessing SW: SEMCAD, V1.8 Build 130

PP5N/Area Scan (71x131x1): Measurement grid: dx=10mm, dy=10mm

Maximum value of SAR (interpolated) = 0.119 mW/g

PP5N/Zoom Scan (8x8x7)/Cube 0: Measurement grid: dx=5mm, dy=5mm, dz=5mm
Reference Value = 7.67 V/m; Power Drift = 0.0 dB
Peak SAR (extrapolated) = 0.221 W/kg
SAR(1 g) = 0.112 mW/g; SAR(10 g) = 0.059 mW/g

Maximum value of SAR (measured) = 0.119 mW/g

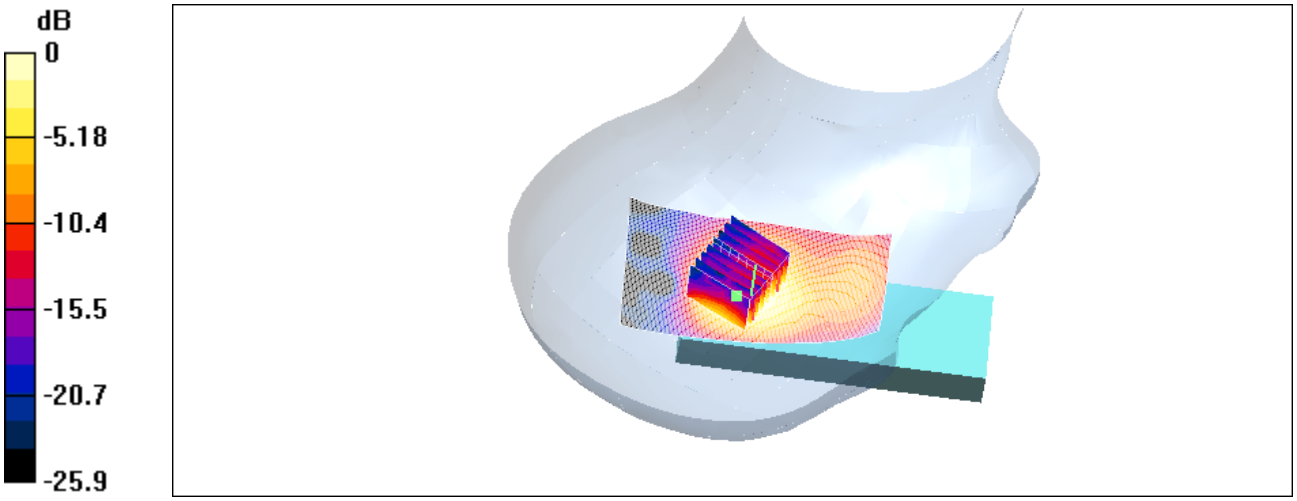

0 dB = 0.119mW/g

Date/Time: 07/15/05 14:48:08

Test Laboratory: ELECTRONIC TECHNOLOGY SYSTEMS DR. GENZ GMBH

flat_ch40_front

DUT: KIRK telecomA/S; Type: 2.4GHz Communication System (portable part); Serial: PP5N 2G4 (Z-4040)

Communication System: KIRK 2G4; Frequency: 2442.24 MHz;Duty Cycle: 1:24
Medium: Muscle 2450 MHz Medium parameters used (interpolated): f = 2442.24 MHz; σ = 2 mho/m; ε_r = 52.5; ρ = 1000 kg/m^3
Phantom section: Flat Section

DASY4 Configuration:

- Probe: ET3DV6 - SN1711; ConvF(4.1, 4.1, 4.1); Calibrated: 12/16/2003
- Sensor-Surface: 4mm (Mechanical And Optical Surface Detection)
- Electronics: DAE3 Sn522; Calibrated: 9/11/2002
- Phantom: SAM 12; Type: TP-1217; Serial: QD000P40CA
- Measurement SW: DASY4, V4.4 Build 3; Postprocessing SW: SEMCAD, V1.8 Build 130

PP5N/Area Scan (71x151x1): Measurement grid: dx=10mm, dy=10mm

Maximum value of SAR (interpolated) = 0.085 mW/g

PP5N/Zoom Scan (8x8x7)/Cube 0: Measurement grid: dx=5mm, dy=5mm, dz=5mm
Reference Value = 3.71 V/m; Power Drift = -0.1 dB
Peak SAR (extrapolated) = 0.157 W/kg
SAR(1 g) = 0.078 mW/g; SAR(10 g) = 0.044 mW/g

Maximum value of SAR (measured) = 0.082 mW/g

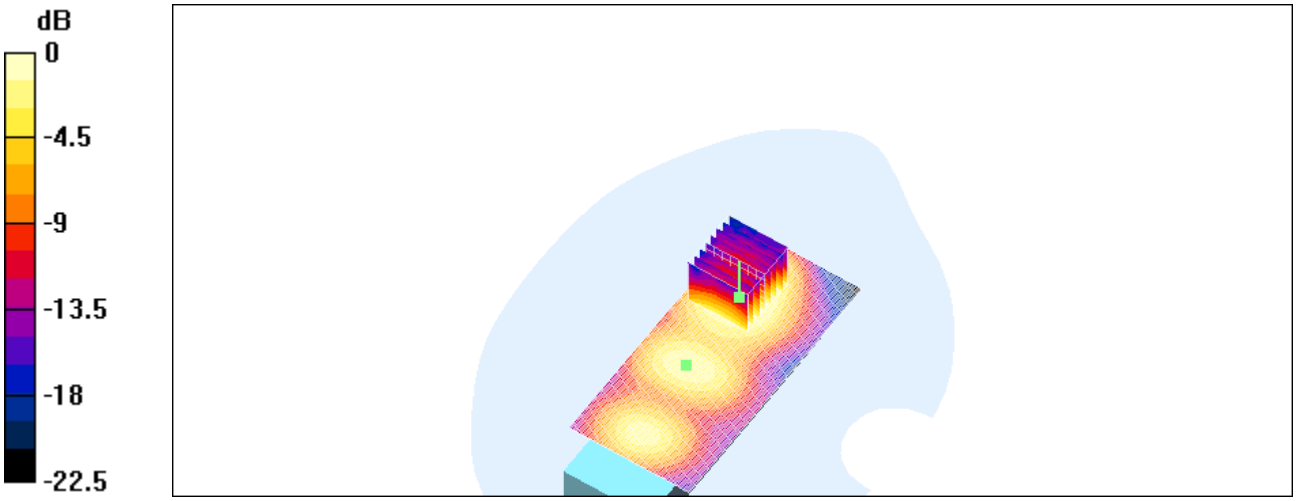

0 dB = 0.082mW/g

Date/Time: 07/15/05 15:25:06

Test Laboratory: ELECTRONIC TECHNOLOGY SYSTEMS DR. GENZ GMBH

flat_ch40_back

DUT: KIRK telecomA/S; Type: 2.4GHz Communication System (portable part); Serial: PP5N 2G4 (Z-4040)

Communication System: KIRK 2G4; Frequency: 2442.24 MHz;Duty Cycle: 1:24
Medium: Muscle 2450 MHz Medium parameters used (interpolated): f = 2442.24 MHz; σ = 2 mho/m; ε_r = 52.5; ρ = 1000 kg/m^3
Phantom section: Flat Section

DASY4 Configuration:

- Probe: ET3DV6 - SN1711; ConvF(4.1, 4.1, 4.1); Calibrated: 12/16/2003
- Sensor-Surface: 4mm (Mechanical And Optical Surface Detection)
- Electronics: DAE3 Sn522; Calibrated: 9/11/2002
- Phantom: SAM 12; Type: TP-1217; Serial: QD000P40CA
- Measurement SW: DASY4, V4.4 Build 3; Postprocessing SW: SEMCAD, V1.8 Build 130

PP5N/Area Scan (71x151x1): Measurement grid: dx=10mm, dy=10mm

Maximum value of SAR (interpolated) = 0.062 mW/g

PP5N/Zoom Scan (8x8x7)/Cube 0: Measurement grid: dx=5mm, dy=5mm, dz=5mm
Reference Value = 3 V/m; Power Drift = -0.1 dB
Peak SAR (extrapolated) = 0.119 W/kg
SAR(1 g) = 0.059 mW/g; SAR(10 g) = 0.032 mW/g

Maximum value of SAR (measured) = 0.062 mW/g



0 dB = 0.062mW/g

Date/Time: 07/14/05 18:10:52

Test Laboratory: ELECTRONIC TECHNOLOGY SYSTEMS DR. GENZ GMBH

right_ch78_tilted_z-axis

DUT: KIRK telecomA/S; Type: 2.4GHz Communication System (portable part); Serial: PP5N 2G4 (Z-4040)

Communication System: KIRK 2G4; Frequency: 2481.15 MHz;Duty Cycle: 1:24
Medium: Head 2450 MHz Medium parameters used (interpolated): f = 2481.15 MHz; σ = 1.87 mho/m; ε_r = 37.8; ρ = 1000 kg/m^3
Phantom section: Right Section

DASY4 Configuration:

- Probe: ET3DV6 - SN1711; ConvF(4.6, 4.6, 4.6); Calibrated: 12/16/2003
- Sensor-Surface: 4mm (Mechanical And Optical Surface Detection)
- Electronics: DAE3 Sn522; Calibrated: 9/11/2002
- Phantom: SAM 12; Type: TP-1217; Serial: QD000P40CA
- Measurement SW: DASY4, V4.4 Build 3; Postprocessing SW: SEMCAD, V1.8 Build 130

PP5N/Area Scan (71x131x1): Measurement grid: dx=10mm, dy=10mm
Maximum value of SAR (interpolated) = 0.119 mW/g

PP5N/Zoom Scan (8x8x7)/Cube 0: Measurement grid: dx=5mm, dy=5mm, dz=5mm
Reference Value = 7.67 V/m; Power Drift = 0.0 dB
Peak SAR (extrapolated) = 0.221 W/kg
SAR(1 g) = 0.112 mW/g; SAR(10 g) = 0.059 mW/g
Maximum value of SAR (measured) = 0.119 mW/g

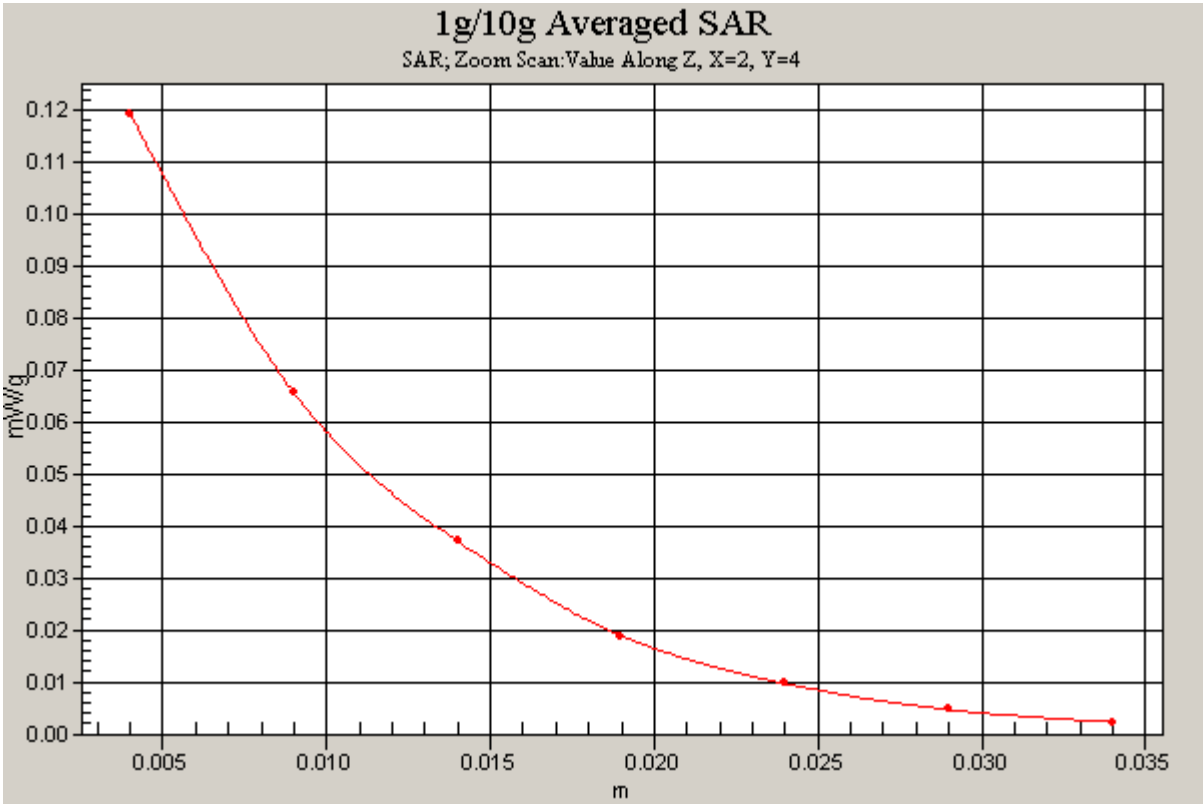

Appendix C

Pictures

Appendix

C. Pictures





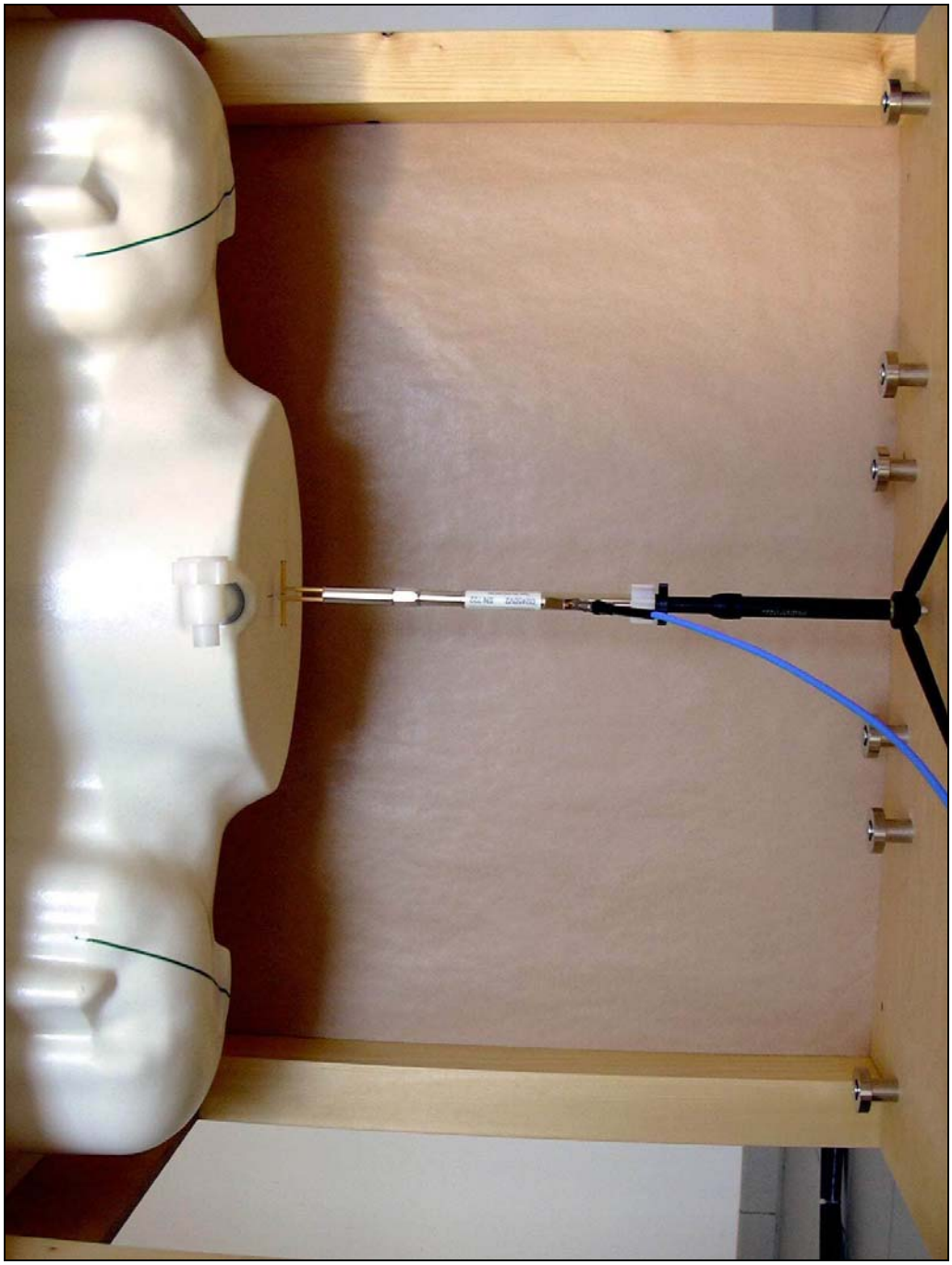


7 8 9 10 11 12 13 14 15 16 17 18 19 20
GERMANY
M+R