FCC SAR Test Report
(Class II Permissive Change)

Product Name ： LTE Module

Model No. ： EG91-NA

Applicant ： MobileHelp, LLC

Address ： 5050 Conference Way N, Suite 125, Boca Raton, Florida 33431, United States

Date of Receipt ： 2020/04/07

Issued Date ： 2020/06/12

Report No. ： 2040133R-E3082130008

Report Version ： V1.0

Testing Laboratory
3023

The test results relate only to the samples tested.
The test results shown in the test report are traceable to the national/international standard through the calibration of the equipment and evaluated measurement uncertainty herein.
This report must not be used to claim product endorsement by TAF or any agency of the government.
The test report shall not be reproduced without the written approval of DEKRA Testing and Certification Co., Ltd.
Measurement uncertainties evaluated for each testing system and associated connections are given here to provide the system information for reference. Compliance determinations do not take into account measurement uncertainties for each testing system, but are based on the results of the compliance measurement.

Test Report

Issued Date: 2020/05/25
Report No.: 2040133R-E3082130008

Product Name	:	LTE Module
Applicant	:	MobileHelp, LLC
Address	:	5050 Conference Way N, Suite 125, Boca Raton, Florida 33431, United States
Manufacturer	:	Daviscomms (Malaysia) Sdn Bhd
Model No.	:	EG91-NA
Trade Name	:	MobileHelp
FCC ID	:	PXT-20205EG91NA
Applicable Standard	:	IEEE 1528-2013 KDB 447498 D01 v06 KDB 865664 D01 v01r04
Measurement procedures	:	47CFR § 2.1093 KDB 248227 D01 v02r02 KDB 616217 D04 V01r02 KDB 865664 D01 v01r04 KDB 941225 D01 v03r01 KDB 941225 D05 v02r05 KDB 941225 D07 v01r02
Test Result	:	Max. SAR Measurement (1g) WWAN: **1.186**/kg
Application Type	:	Certification

The above equipment has been tested by DEKRA, and found compliance with the requirement of the above standards. The test record, data evaluation & Equipment Under Test (EUT) configurations represented herein are true and accurate accounts of the measurements of the sample's SAR characteristics under the conditions specified in this report.

Documented By : Peggy Tu

(Adm. Assistant / Peggy Tu)

Tested By : Vorana Chen

(Senior Engineer / Vorana Chen)

Approved By :

(Director / Vincent Lin)

TABLE OF CONTENTS

Description **Page**

1. General Information 4
1.1EUT Description 4
1.2Antenna List 4
1.3SAR Test Exclusion Calculation 5
1.4Test Environment 6
2. SAR Measurement System 7
2.1 DASY5 System Description 7
2.1.1 Applications 8
2.1.2 Area Scans 8
2.1.3 Zoom Scan (Cube Scan Averaging) 8
2.1.4 Uncertainty of Inter-/Extrapolation and Averaging 8
2.2 DASY5 E-Field Probe 9
2.2.1 Isotropic E-Field Probe Specification 9
2.3 Boundary Detection Unit and Probe Mounting Device 10
2.4 DATA Acquisition Electronics (DAE) and Measurement Server 10
2.5 Robot 11
2.6 Light Beam Unit 11
2.7 Device Holder 12
2.8 SAM Twin Phantom 12
3. Tissue Simulating Liquid 13
3.1 The composition of the tissue simulating liquid 13
3.2 Tissue Calibration Result 13
3.3 Tissue Dielectric Parameters for Head and Body Phantoms 16
4. SAR Measurement Procedure 17
4.1 SAR System Check 17
4.1.1 Dipoles 17
4.1.2 System Check Result 17
4.2 SAR Measurement Procedure 19
5. SAR Exposure Limits 20
6. Test Equipment List 21
7. Measurement Uncertainty 23
8. Conducted Power Measurement (Including tolerance allowed for production unit) 25
9. Test Results 31
9.1 SAR Test Results Summary 31
10. SAR measurement variability 39
Appendix 40
Appendix A. SAR System Check Data
Appendix B. SAR measurement Data
Appendix C. Test Setup Photographs & EUT Photographs
Appendix D. Probe Calibration Data
Appendix E. Dipole Calibration Data

1. General Information

1.1 EUT Description

Product Name	LTE Module	
Trade Name	MobileHelp	
Model No.	EG91-NA	
FCC ID	PXT-20205EG91NA	
Frequency Range	433.92MHz	
Number of Channels	1	
TX Frequency	WCDMA Band 2/ LTE Band 2：1850 ~ 1910MHz WCDMA Band 4/ LTE Band 4 : 1710 ~ 1755 MHz WCDMA Band 5/ LTE Band 5：824 ~ 849MHz LTE Band 12 : 699 ~ 716 MHz; LTE Band 13 : 777 ~ 787 MHz	
Type of Modulation	3G-WCDMA: QPSK ; 4G-LTE: QPSK/16-QAM	
Antenna Type	PIFA	
Device Category	Portable	
RF Exposure Environment	Uncontrolled	
Summary of test result –Reported 1g SAR (W/Kg)		
Test configuration	WWAN	RFID
Body-Standalone	1.186	N/A
Body-Simultaneous	1.186	
The RFID MAX ERP Power is less than 0.001mW, thus SAR testing is not needed.		

* Note: (1) This is to request a Class II permissive change for FCC ID: PXT-20205EG91NA, originally granted on 06/11/2020

The major change filed under this application is:
Change
#1: Additional Chassis added, MobileHelp, LLC, model number: DC-MD5-01, DC-MD5LT-01.

Product Name	Model No.	Difference
MOBILE DEVICE 5	DC-MD5-01	With 433MHz
MOBILE DEVICE 5 Lite	DC-MD5LT-01	Without 433MHz

#2: Reduce the Output Power through firmware, and SAR measurement were evaluated.

1.2 Antenna List

No.	Manufacturer	Part No.	Peak Gain
1	GA	GAMD5LTE02	0.4dBi for 699-787MHz -3.0dBi for 824~894MHz 2.94dBi for 1710~1880MHz 0.36dBi for 1850~1900MHz
2	GA	GAMD5433CR02	0.27dBi for 433MHz

1.3 SAR Test Exclusion Calculation

According to KDB Publication 447498 D01, section 4.3.1, per the calculations of item 1 (Power(mW)/separation (mm)*sqrt(f(GHz)≤3.0), SAR is required as shown in the table below where calculated values are greater than 3.0 :

Mobile Mode SAR exclusion calculations for WWAN antenna < 50mm from the user :

Antenna	Tx	Frequency (MHz)	Output Power		Separation distances (mm)						Calculated Threshold Value (≦3.0 SAR is not required)					
			dBm	mW	Back	Right	Left	Top	Bottom	Front	Back	Right	Left	Top	Bottom	Front
Main	3G B2	1910	18	63	3	3	3	66	3	3	17.4	17.4	17.4	>50mm	17.4	17.4
Main	3G B2	1755	18	63	3	3	3	66	3	3	16.7	16.7	16.7	>50mm	16.7	16.7
Main	3G B2	849	24	251	3	3	3	66	3	3	46.3	46.3	46.3	>50mm	46.3	46.3
Main	LTE B2	1910	19	79	3	3	3	66	3	3	22.0	22.0	22.0	>50mm	22.0	22.0
Main	LTE B4	1755	19	79	3	3	3	66	3	3	21.0	21.0	21.0	>50mm	21.0	21.0
Main	LTE B5	849	24.5	282	3	3	3	66	3	3	51.9	51.9	51.9	>50mm	51.9	51.9
Main	LTE B12	716	22	158	3	3	3	66	3	3	26.8	26.8	26.8	>50mm	26.8	26.8
Main	LTE B13	787	24	251	3	3	3	66	3	3	44.6	44.6	44.6	>50mm	44.6	44.6

Mobile Mode SAR exclusion calculations for WWAN antenna > 50mm from the user :

Antenna	Tx	Frequency (MHz)	Output Power		Separation distances (mm)						Calculated Threshold Value (SAR test exclusion power,mW)					
			dBm	mW	Back	Right	Left	Top	Bottom	Front	Back	Right	Left	Top	Bottom	Front
Main	3G B2	1910	18	63	3	3	3	66	3	3	<50mm	<50mm	<50mm	268.5	<50mm	<50mm
Main	3G B2	1755	18	63	3	3	3	66	3	3	<50mm	<50mm	<50mm	273.2	<50mm	<50mm
Main	3G B2	849	24	251	3	3	3	66	3	3	<50mm	<50mm	<50mm	253.4	<50mm	<50mm
Main	LTE B2	1910	19	79	3	3	3	66	3	3	<50mm	<50mm	<50mm	268.5	<50mm	<50mm
Main	LTE B4	1755	19	79	3	3	3	66	3	3	<50mm	<50mm	<50mm	273.2	<50mm	<50mm
Main	LTE B5	849	24.5	282	3	3	3	66	3	3	<50mm	<50mm	<50mm	253.4	<50mm	<50mm
Main	LTE B12	716	22	158	3	3	3	66	3	3	<50mm	<50mm	<50mm	253.6	<50mm	<50mm
Main	LTE B13	787	24	251	3	3	3	66	3	3	<50mm	<50mm	<50mm	253.0	<50mm	<50mm

1.4 Test Environment

Ambient conditions in the laboratory:

Test Mode: WCDMA Band 2 / LTE Band 2

Items	Required	Actual
Temperature (°C)	18-25	23.6 ± 2
Humidity (%RH)	30-70	51

Test Mode: WCDMA Band 4 / LTE Band 4

Items	Required	Actual
Temperature (°C)	18-25	23.4 ± 2
Humidity (%RH)	30-70	50

Test Mode: WCDMA Band 5 / LTE Band 5

Items	Required	Actual
Temperature (°C)	18-25	23.8 ± 2
Humidity (%RH)	30-70	53

Test Mode: LTE Band 12

Items	Required	Actual
Temperature (°C)	18-25	23.7 ± 2
Humidity (%RH)	30-70	51

Test Mode: LTE Band 13

Items	Required	Actual
Temperature (°C)	18-25	23.7 ± 2
Humidity (%RH)	30-70	51

USA : FCC Registration Number: TW3023

Canada : IC Registration Number: 4075A

Site Description : Accredited by TAF
Accredited Number: 3023

Test Laboratory : DEKRA Testing and Certification Co., Ltd
Address : No.5-22, Ruishukeng, Linkou Dist.,
New Taipei City 24451, Taiwan, R.O.C.
Phone number : 886-2-8601-3788
Fax number : 886-2-8601-3789
Email address : info.tw@dekra.com
Website : http://www.dekra.com.tw

2. SAR Measurement System

2.1 DASY5 System Description

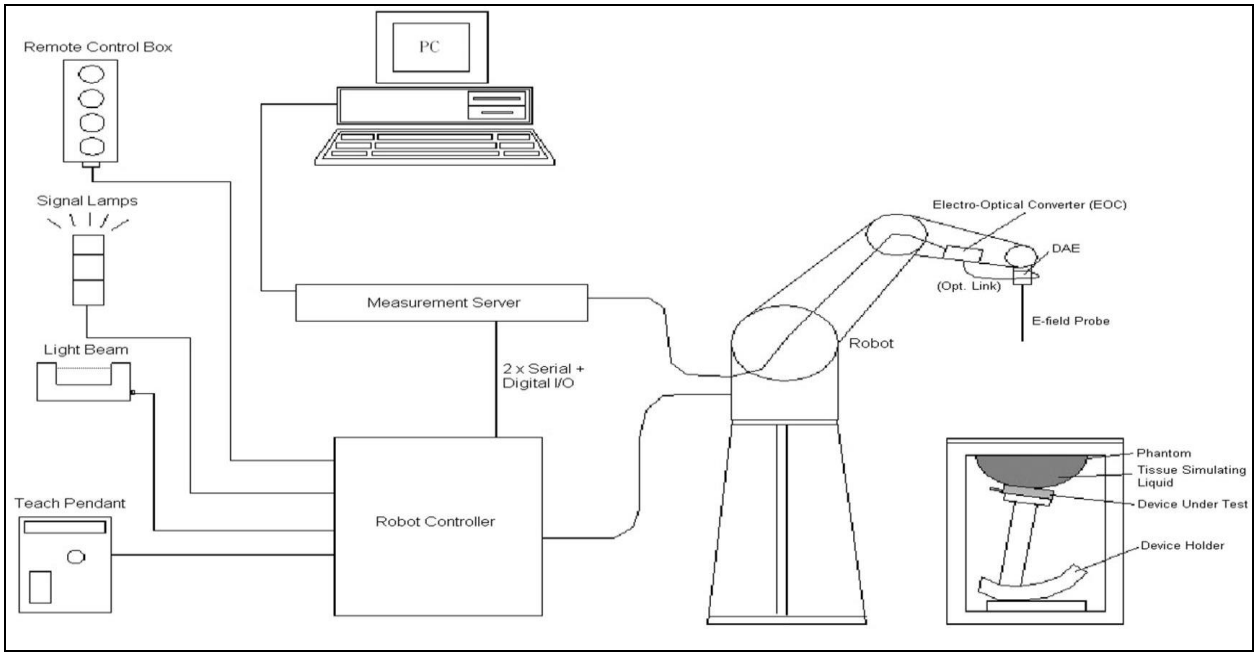

The DASY5 system for performing compliance tests consists of the following items:

- A standard high precision 6-axis robot with controller, teach pendant and software. An arm extension for accommodating the data acquisition electronics (DAE).
- A data acquisition electronics (DAE) which performs the signal amplification, signal multiplexing, AD-conversion, offset measurements, mechanical surface detection, collision detection, etc. The unit is battery powered with standard or rechargeable batteries. The signal is optically transmitted to the EOC.
- The Electro-optical converter (EOC) performs the conversion from optical to electrical signals for the digital communication to the DAE. To use optical surface detection, a special version of the EOC is required. The EOC signal is transmitted to the measurement server.
- The Light Beam used is for probe alignment. This improves the (absolute) accuracy of the probe positioning.
- A computer running WinXP and the DASY5 software.
- Remote control and teach pendant as well as additional circuitry for robot safety such as warning lamps, etc.
- The phantom, the device holder and other accessories according to the targeted measurement.

2.1.1 Applications

Predefined procedures and evaluations for automated compliance testing with all worldwide standards, e.g., IEEE 1528, OET 65, IEC 62209-1, IEC 62209-2, EN 50360, EN 50383 and others.

2.1.2 Area Scans

Area scans are defined prior to the measurement process being executed with a user defined variable spacing between each measurement point (integral) allowing low uncertainty measurements to be conducted. Scans defined for FCC applications utilize a $10mm^2$ step integral, with 1mm interpolation used to locate the peak SAR area used for zoom scan assessments.

When an Area Scan has measured all reachable points, it computes the field maxima found in the scanned area, within a range of the global maximum. The range (in dB) is specified in the standards for compliance testing. For example, a 2 dB range is required in IEEE 1528-2013, EN 50361 and IEC 62209 standards, whereby 3 dB is a requirement when compliance is assessed in accordance with the ARIB standard (Japan).

2.1.3 Zoom Scan (Cube Scan Averaging)

Zoom Scans are used to assess the peak spatial SAR values within a cubic averaging volume containing 1 g and 10 g of simulated tissue. A density of 1000 kg/m^3 is used to represent the head and body tissue density and not the phantom liquid density, in order to be consistent with the definition of the liquid dielectric properties, i.e. the side length of the 1 g cube is 10mm, with the side length of the 10 g cube 21,5mm.

The zoom scan integer steps can be user defined so as to reduce uncertainty, but normal practice for typical test applications (including FCC) utilize a physical step of 5x5x7 (8mmx8mmx5mm) providing a volume of 32mm in the X & Y axis, and 30mm in the Z axis.

2.1.4 Uncertainty of Inter-/Extrapolation and Averaging

In order to evaluate the uncertainty of the interpolation, extrapolation and averaged SAR calculation algorithms of the Postprocessor, DASY5 allows the generation of measurement grids which are artificially predefined by analytically based test functions. Therefore, the grids of area scans and zoom scans can be filled with uncertainty test data, according to the SAR benchmark functions of IEEE 1528.The three analytical functions shown in equations as below are used to describe the possible range of the expected SAR distributions for the tested handsets. The field gradients are covered by the spatially flat

distribution f1, the spatially steep distribution f3 and f2 accounts for H-field cancellation on the phantom/tissue surface.

$$f_1(x,y,z) = Ae^{-\frac{z}{2a}} \cos^2\left(\frac{\pi}{2}\frac{\sqrt{x'^2+y'^2}}{5a}\right)$$

$$f_2(x,y,z) = Ae^{-\frac{z}{a}} \frac{a^2}{a^2+x'^2}\left(3-e^{-\frac{2z}{a}}\right)\cos^2\left(\frac{\pi}{2}\frac{y'}{3a}\right)$$

$$f_3(x,y,z) = A\frac{a^2}{\frac{a^2}{4}+x'^2+y'^2}\left(e^{-\frac{2z}{a}}+\frac{a^2}{2(a+2z)^2}\right)$$

2.2 DASY5 E-Field Probe

The SAR measurement is conducted with the dosimetric probe manufactured by SPEAG. The probe is specially designed and calibrated for use in liquid with high permittivity. The dosimetric probe has special calibration in liquid at different frequency.

SPEAG conducts the probe calibration in compliance with international and national standards (e.g. IEEE 1528, EN 62209-1, IEC 62209, etc.) under ISO 17025. The calibration data are in Appendix D**.**

2.2.1 Isotropic E-Field Probe Specification

Model	Ex3DV4	
Construction	Symmetrical design with triangular core Built-in shielding against static charges PEEK enclosure material (resistant to organic solvents, e.g., DGBE)	
Frequency	10 MHz to 6 GHz Linearity: ± 0.2 dB (30 MHz to 6 GHz)	
Directivity	± 0.3 dB in HSL (rotation around probe axis) ± 0.5 dB in tissue material (rotation normal to probe axis)	
Dynamic Range	10 µW/g to 100 mW/g Linearity: ± 0.2 dB (noise: typically < 1 µW/g)	
Dimensions	Overall length: 330 mm (Tip: 20 mm) Tip diameter: 2.5 mm (Body: 12 mm) Typical distance from probe tip to dipole centers: 1 mm	
Application	High precision dosimetric measurements in any exposure scenario (e.g., very strong gradient fields). Only probe which enables compliance testing for frequencies up to 6 GHz with precision of better 30%.	

2.3 Boundary Detection Unit and Probe Mounting Device

The DASY probes use a precise connector and an additional holder for the probe, consisting of a plastic tube and a flexible silicon ring to center the probe. The connector at the DAE is flexibly mounted and held in the default position with magnets and springs. Two switching systems in the connector mount detect frontal and lateral probe collisions and trigger the necessary software response.

2.4 DATA Acquisition Electronics (DAE) and Measurement Server

The data acquisition electronics (DAE) consists of a highly sensitive electrometer-grade preamplifier with auto-zeroing, a channel and gain-switching multiplexer, a fast 16 bit AD-converter and a command decoder and control logic unit.

Transmission to the measurement server is accomplished through an optical downlink for data and status information as well as an optical uplink for commands and the clock.

The input impedance of the DAE4 is 200M Ohm; the inputs are symmetrical and floating. Common mode rejection is above 80dB.



The DASY5 measurement server is based on a PC/104 CPU board with a 400MHz intel ULV Celeron, 128MB chipdisk and 128MB RAM. The necessary circuits for communication with the DAE electronics box, as well as the 16 bit AD converter system for optical detection and digital I/O interface are contained on the DASY5 I/O board, which is directly connected to the PC/104 bus of the CPU board.

2.5 Robot

The DASY5 system uses the high precision robots TX90 XL type out of the newer series from Stäubli SA (France). For the 6-axis controller DASY5 system, the CS8C robot controller version from Stäubli is used.
The XL robot series have many features that are important for our application:

- High precision (repeatability 0.02 mm)
- High reliability (industrial design)
- Jerk-free straight movements
- Low ELF interference (the closed metallic construction shields against motor control fields)
- 6-axis controller

2.6 Light Beam Unit

The light beam switch allows automatic "tooling" of the probe. During the process, the actual position of the probe tip with respect to the robot arm is measured, as well as the probe length and the horizontal probe offset. The software then corrects all movements, such that the robot coordinates are valid for the probe tip.
The repeatability of this process is better than 0.1 mm. If a position has been taught with an aligned probe, the same position will be reached with another aligned probe within 0.1 mm, even if the other probe has different dimensions. During probe rotations, the probe tip will keep its actual position.

2.7 Device Holder

The DASY5 device holder is designed to cope with different positions given in the standard. It has two scales for the device rotation (with respect to the body axis) and the device inclination (with respect to the line between the ear reference points). The rotation center for both scales is the ear reference point (EPR).

Thus the device needs no repositioning when changing the angles.

The DASY5 device holder has been made out of low-loss POM material having the following dielectric parameters: relative permittivity εr =3 and loss tangent δ = 0.02. The amount of dielectric material has been reduced in the closest vicinity of the device, since measurements have suggested that the influence of the clamp on the test results could thus be lowered.

2.8 SAM Twin Phantom

The SAM twin phantom is a fiberglass shell phantom with 2mm shell thickness (except the ear region where shell thickness increases to 6mm). It has three measurement areas:

- Left head
- Right head
- Flat phantom

The bottom plate contains three pair of bolts for locking the device holder. The device holder positions are adjusted to the standard measurement positions in the three sections. A white cover is provided to tap the phantom during off-periods to prevent water evaporation and changes in the liquid parameters. On the phantom top, three reference markers are provided to identify the phantom position with respect to the robot.

3. Tissue Simulating Liquid

3.1 The composition of the tissue simulating liquid

INGREDIENT (% Weight)	750MHz Head	1750MHz Head	1950MHz Head
Water	40.45	52.55	54.90
Salt	1.45	0.34	0.18
Sugar	57.60	0	0
HEC	0.40	0	0
Preventol	0.10	0	0
DGBE	0	47.50	44.92
Triton X-100	0	0	0

3.2 Tissue Calibration Result

The dielectric parameters of the liquids were verified prior to the SAR evaluation using APREL Dielectric Probe Kit and Agilent E5071C Vector Network Analyzer.

Head Tissue Simulate Measurement				
Frequency [MHz]	Description	Dielectric Parameters		Tissue Temp. [°C]
		ε_r	σ [s/m]	
750 MHz	Reference result ± 5% window	41.9 39.81 to 44	0.89 0.85 to 0.93	N/A
	11-Apr-20	42.46	0.88	22.6
826.4 MHz	Channel 4132	41.77	0.90	22.6
829.0 MHz	Channel 20450	41.73	0.90	22.6
836.5 MHz	Channel 20525	41.67	0.91	22.6
836.6 MHz	Channel 4183	41.65	0.91	22.6
844.0 MHz	Channel 20600	41.58	0.91	22.6
846.6 MHz	Channel 4233	41.53	0.91	22.6

Head Tissue Simulate Measurement				
Frequency [MHz]	Description	Dielectric Parameters		Tissue Temp. [°C]
		ε_r	σ [s/m]	
750 MHz	Reference result ± 5% window	41.9 39.81 to 44	0.89 0.85 to 0.93	N/A
	15-Apr-20	42.43	0.88	22.4
704 MHz	Channel 23060	42.92	0.86	22.4
707.5 MHz	Channel 23095	42.89	0.86	22.4
711 MHz	Channel 23130	42.84	0.87	22.4
782 MHz	Channel 23230	42.17	0.89	22.4

Head Tissue Simulate Measurement				
Frequency [MHz]	Description	Dielectric Parameters		Tissue Temp. [°C]
		ε_r	σ [s/m]	
1950MHz	Reference result ± 5% window	40 38 to 42	1.4 1.33 to 1.47	N/A
	17-Apr-20	40.36	1.42	22.4
1852.4 MHz	Channel 9262	41.18	1.34	22.4
1855 MHz	Channel 18650	41.12	1.35	22.4
1880 MHz	Channel 9400	40.93	1.37	22.4
1880 MHz	Channel 18900	40.93	1.37	22.4
1905 MHz	Channel 19150	40.79	1.40	22.4
1907.6 MHz	Channel 9538	40.67	1.40	22.4

Head Tissue Simulate Measurement				
Frequency [MHz]	Description	Dielectric Parameters		Tissue Temp. [°C]
		ε r	σ [s/m]	
1750MHz	Reference result ± 5% window	40.1 38.1 to 42.11	1.37 1.30 to 1.44	N/A
	18-Apr-20	40.62	1.38	22.3
1712.4 MHz	Channel 1312	41.12	1.33	22.3
1715 MHz	Channel 20000	41.08	1.34	22.3
1732.5 MHz	Channel 20175	40.83	1.35	22.3
1732.6 MHz	Channel 1413	40.81	1.35	22.3
1750 MHz	Channel 20350	40.62	1.38	22.3
1752.6 MHz	Channel 1513	40.57	1.38	22.3

3.3 Tissue Dielectric Parameters for Head and Body Phantoms

The head tissue dielectric parameters recommended by the IEC 62209-1 have been incorporated in the following table. These head parameters are derived from planar layer models simulating the highest expected SAR for the dielectric properties and tissue thickness variations in a human head. Other head tissue parameters that have not been specified are interpolated according to the head parameters specified in IEC 62209-1

Target Frequency	Head	
(MHz)	ε_r	σ (S/m)
300	45.3	0.87
450	43.5	0.87
750	41.9	0.89
835	41.5	0.90
900	41.5	0.97
1450	40.5	1.20
1640	40.2	1.31
1750	40.1	1.37
1800 – 2000	40.0	1.40
2450	39.2	1.80
3000	38.5	2.40
5000	36.2	4.45
5200	36.0	4.66
5400	35.8	4.86
5600	35.3	5.27
5800	35.3	5.27
6000	35.1	5.48

(ε_r = relative permittivity, σ = conductivity and ρ = 1000 kg/m^3)

4. SAR Measurement Procedure

4.1 SAR System Check

4.1.1 Dipoles

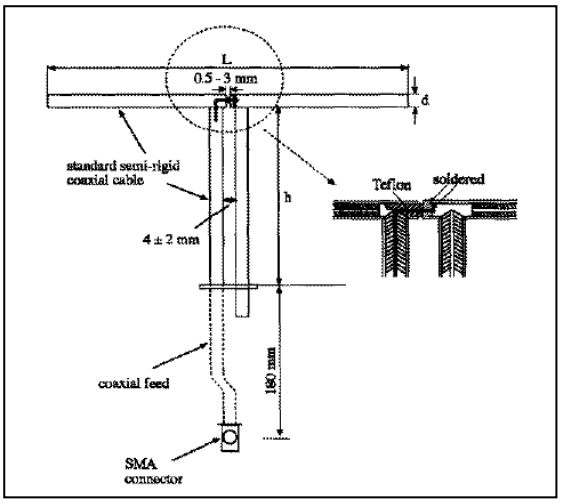

The dipoles used is based on the IEEE-1528 standard, and is complied with mechanical and electrical specifications in line with the requirements of both IEEE and FCC Supplement C. the table below provides details for the mechanical and electrical specifications for the dipoles.

Frequency	L (mm)	h (mm)	d (mm)
750MHz	176.0	100.0	6.35
1750MHz	75.2	42.9	3.6
1950MHz	66.3	38.5	3.6

4.1.2 System Check Result

System Performance Check at 750MHz
Dipole Kit: D750V3

Frequency [MHz]	Description	SAR [w/kg] 1g	SAR [w/kg] 10g	Tissue Temp. [°C]
750 MHz	Reference result ± 10% window	8.22 7.40 to 9.04	5.35 4.82 to 5.89	N/A
	11-Apr-20	8.36	5.44	22.6

Note: (1) The power level is used 250mW
(2) All SAR values are normalized to 1W forward power.
(3) The reference result is from Appendix E.

System Performance Check at 750MHz, 1750MHz, 1950MHz

Dipole Kit: D750V3

Frequency [MHz]	Description	SAR [w/kg] 1g	SAR [w/kg] 10g	Tissue Temp. [°C]
750 MHz	Reference result ± 10% window	8.22 7.40 to 9.04	5.35 4.82 to 5.89	N/A
	15-Apr-20	8.24	5.28	22.4

Dipole Kit: D1750V2

Frequency [MHz]	Description	SAR [w/kg] 1g	SAR [w/kg] 10g	Tissue Temp. [°C]
1750 MHz	Reference result ± 10% window	37.30 33.57 to 41.03	19.6 17.64 to 21.56	N/A
	18-Apr-20	37.8	19.68	22.3

Dipole Kit: D1950V3

Frequency [MHz]	Description	SAR [w/kg] 1g	SAR [w/kg] 10g	Tissue Temp. [°C]
1950 MHz	Reference result ± 10% window	39.7 35.73 to 43.67	20.7 18.63 to 22.77	N/A
	17-Apr-20	41.2	20.92	22.4

Note: (1) The power level is used 250mW
(2) All SAR values are normalized to 1W forward power.
(3) The reference result is from Appendix E.

4.2 SAR Measurement Procedure

The Dasy5 calculates SAR using the following equation,

$$SAR = \frac{\sigma |E|^2}{\rho}$$

σ: represents the simulated tissue conductivity

ρ: represents the tissue density

The EUT is set to transmit at the required power in line with product specification, at each frequency relating to the LOW, MID, and HIGH channel settings.

Pre-scans are made on the device to establish the location for the transmitting antenna, using a large area scan in either air or tissue simulation fluid.

The EUT is placed against the Universal Phantom where the maximum area scan dimensions are larger than the physical size of the resonating antenna. When the scan size is not large enough to cover the peak SAR distribution, it is modified by either extending the area scan size in both the X and Y directions, or the device is shifted within the predefined area.

The area scan is then run to establish the peak SAR location (interpolated resolution set at $1mm^2$)which is then used to orient the center of the zoom scan. The zoom scan is then executed and the 1g and 10g averages are derived from the zoom scan volume (interpolated resolution set at $1mm^3$).

5. SAR Exposure Limits

SAR assessments have been made in line with the requirements of IEEE-1528, FCC Supplement C, and comply with ANSI/IEEE C95.1-1992 “Uncontrolled Environments” limits. These limits apply to a location which is deemed as “Uncontrolled Environment” which can be described as a situation where the general public may be exposed to an RF source with no prior knowledge or control over their exposure.

Limits for General Population/Uncontrolled Exposure (W/kg)

Type Exposure	Uncontrolled Environment Limit
Spatial Peak SAR (1g cube tissue for brain or body)	**1.60 W/kg**
Spatial Average SAR (whole body)	**0.08 W/kg**
Spatial Peak SAR (10g for hands, feet, ankles and wrist)	**4.00 W/kg**

6. Test Equipment List

Instrument	Manufacturer	Model No.	Serial No.	Last Calibration	Next Calibration
Stäubli Robot TX60L	Stäubli	TX60L	F09/5BL1A1/A06	2009/05/18	only once
Controller	Speag	CS8c	N/A	2009/05/18	only once
Reference Dipole 750MHz	Speag	D750V3	1031	2017/05/22	2020/05/21
Reference Dipole 1750MHz	Speag	D1750V2	1113	2019/11/21	2022/11/20
Reference Dipole 1950MHz	Speag	D1950V3	1213	2019/11/05	2022/11/04
SAM Twin Phantom	Speag	QD000 P40 CA	Tp 1515	N/A	N/A
Device Holder	Speag	N/A	N/A	N/A	N/A
Data Acquisition Electronic	Speag	DAE4	1207	2019/11/14	2020/11/13
E-Field Probe	Speag	EX3DV4	3698	2019/11/22	2020/11/21
SAR Software	Speag	DASY52	V52.10.0.1446	N/A	N/A
Aprel Dipole Spaccer	Aprel	ALS-DS-U	QTK-295	N/A	N/A
Power Amplifier	Mini-Circuit	ZHL-42	D051404-20	N/A	N/A
Directional Coupler	Agilent	87300C	MY44300353	N/A	N/A[1]
Attenuator	Woken	WATT-218FS-10	N/A	N/A	N/A[1]
Attenuator	Mini-Circuit	BW-S20W2+	N/A	N/A	N/A[1]
Universal Radio Communication	R&S	CMU200	104846	2019/08/11	2020/08/10
Universal Radio Communication Tester	Anritsu	MT8820C	6201465467	2019/07/30	2020/07/29
Vector Network	Agilent	E5071C	MY46106342	2019/09/09	2020/09/08
Signal Generator	Anritsu	MG3694A	041902	2019/08/23	2020/08/22
Power Meter	Anritsu	ML2487A	6K00001447	2019/10/24	2020/10/23
Wide Bandwidth Sensor	Anritsu	MA2411B	1339194	2019/10/24	2020/10/23

Note: 1. System Check, the path loss measured by the network analyzer, includes the signal generator, amplifier, cable, attenuator and directional coupler.

Note:

Per KDB 865664 D01 requirements for dipole calibration, the following are recommended FCC procedures for SAR dipole calibration.

1. After a dipole is damaged and properly repaired to meet required specifications.

2. When the measured SAR deviates from the calibrated SAR value by more than 10% due to changes in physical, mechanical, electrical or other relevant dipole conditions.

3. When the most recent return-loss, measured at least annually, deviates by more than 20% from the previous measurement (i.e. 0.2 of the dB value) or not meeting the required -20 dB return-loss specification.

	Frequency	Tissue	Return loss	Limit	Verified Date
Calibration	750	Head	-26.18dB	Within 20%	2017.05.22
Measurement	750	Head	-25.72dB		2018.06.06
Measurement	750	Head	-25.92dB		2019.06.03

4. When the most recent measurement of the real or imaginary parts of the impedance, measured at least annually, deviates by more than 5 Ω from the previous measurement:

	Frequency	Tissue	Impedance	Limit	Verified Date
Calibration	750	Head	55.05	Within 5Ω	2017.05.22
Measurement	750	Head	53.86		2018.06.06
Measurement	750	Head	53.66		2019.06.03

7. Measurement Uncertainty

DASY5 Uncertainty (According to IEEE 1528-2013) Measurement uncertainty for 30 MHz to 3 GHz								
Error Description	Uncert. value	Prob. Dist.	Div.	(c_i) 1g	(c_i) 10g	Std. Unc. (1g)	Std. Unc. (10g)	(v_i) v_{eff}
Measurement System								
Probe Calibration	±6%	N	1	1	1	±6.0%	±6.0%	∞
Axial Isotropy	±4.7%	R	$\sqrt{3}$	0.7	0.7	±1.9%	±1.9%	∞
Hemispherical Isotropy	±9.6%	R	$\sqrt{3}$	0.7	0.7	±3.9%	±3.9%	∞
Boundary Effects	±1.0%	R	$\sqrt{3}$	1	1	±0.6%	±0.6%	∞
Linearity	±4.7%	R	$\sqrt{3}$	1	1	±2.7%	±2.7%	∞
System Detection Limits	±1.0%	R	$\sqrt{3}$	1	1	±0.6%	±0.6%	∞
Modulation Response	±2.4%	R	$\sqrt{3}$	1	1	±1.4%	±1.4%	∞
Readout Electronics	±0.3%	N	1	1	1	±0.3%	±0.3%	∞
Response Time	±0.8%	R	$\sqrt{3}$	1	1	±0.5%	±0.5%	∞
Integration Time	±2.6%	R	$\sqrt{3}$	1	1	±1.5%	±1.5%	∞
RF Ambient Noise	±3.0%	R	$\sqrt{3}$	1	1	±1.7%	±1.7%	∞
RF Ambient Reflections	±3.0%	R	$\sqrt{3}$	1	1	±1.7%	±1.7%	∞
Probe Positioner	±0.4%	R	$\sqrt{3}$	1	1	±0.2%	±0.2%	∞
Probe Positioning	±2.9%	R	$\sqrt{3}$	1	1	±1.7%	±1.7%	∞
Max. SAR Eval.	±4.0%	R	$\sqrt{3}$	1	1	±1.2%	±1.2%	∞
Test Sample Related								
Device Positioning	±2.9%	N	1	1	1	±2.9%	±2.9%	145
Device Holder	±3.6%	N	1	1	1	±3.6%	±3.6%	5
Power Drift	±5.0%	R	$\sqrt{3}$	1	1	±2.9%	±2.9%	∞
Power Scaling	±0%	R	$\sqrt{3}$	1	1	±0.0%	±0.0%	
Phantom and Setup								
Phantom Uncertainty	±6.1%	R	$\sqrt{3}$	1	1	±3.5%	±3.5%	∞
SAR correction	±1.9%	R	$\sqrt{3}$	1	0.84	±1.1%	±0.9%	∞
Liquid Conductivity (meas.)	±2.5%	R	$\sqrt{3}$	0.78	0.71	±1.1%	±1.0%	∞
Liquid Permittivity (meas.)	±2.5%	R	$\sqrt{3}$	0.26	0.26	±0.3%	±0.4%	∞
Temp. unc. - Conductivity	±3.4%	R	$\sqrt{3}$	0.78	0.71	±1.5%	±1.4%	∞
Temp. unc. - Permittivity	±0.4%	R	$\sqrt{3}$	0.23	0.26	±0.1%	±0.1%	∞
Combined Std. Uncertainty						±11.2%	±11.1%	361
Expanded STD Uncertainty						±22.3%	±22.2%	

DASY5 Uncertainty (According to IEEE 1528-2013) Measurement uncertainty for 3GHz to 6 GHz								
Error Description	Uncert. value	Prob. Dist.	Div.	(c_i) 1g	(c_i) 10g	Std. Unc. (1g)	Std. Unc. (10g)	(v_i) v_{eff}
Measurement System								
Probe Calibration	±6.55%	N	1	1	1	±6.55%	±6.55%	∞
Axial Isotropy	±4.7%	R	$\sqrt{3}$	0.7	0.7	±1.9%	±1.9%	∞
Hemispherical Isotropy	±9.6%	R	$\sqrt{3}$	0.7	0.7	±3.9%	±3.9%	∞
Boundary Effects	±2.0%	R	$\sqrt{3}$	1	1	±1.2%	±1.2%	∞
Linearity	±4.7%	R	$\sqrt{3}$	1	1	±2.7%	±2.7%	∞
System Detection Limits	±1.0%	R	$\sqrt{3}$	1	1	±0.6%	±0.6%	∞
Modulation Response	±2.4%	R	$\sqrt{3}$	1	1	±1.4%	±1.4%	∞
Readout Electronics	±0.3%	N	1	1	1	±0.3%	±0.3%	∞
Response Time	±0.8%	R	$\sqrt{3}$	1	1	±0.5%	±0.5%	∞
Integration Time	±2.6%	R	$\sqrt{3}$	1	1	±1.5%	±1.5%	∞
RF Ambient Noise	±3.0%	R	$\sqrt{3}$	1	1	±1.7%	±1.7%	∞
RF Ambient Reflections	±3.0%	R	$\sqrt{3}$	1	1	±1.7%	±1.7%	∞
Probe Positioner	±0.8%	R	$\sqrt{3}$	1	1	±0.5%	±0.5%	∞
Probe Positioning	±6.7%	R	$\sqrt{3}$	1	1	±3.9%	±3.9%	∞
Post-processing	±4.0%	R	$\sqrt{3}$	1	1	±2.3%	±2.3%	∞
Test Sample Related								
Device Positioning	±2.9%	N	1	1	1	±2.9%	±2.9%	145
Device Holder	±3.6%	N	1	1	1	±3.6%	±3.6%	5
Power Drift	±5.0%	R	$\sqrt{3}$	1	1	±2.9%	±2.9%	∞
Power Scaling	±0%	R	$\sqrt{3}$	1	1	±0.0%	±0.0%	
Phantom and Setup								
Phantom Uncertainty	±6.6%	R	$\sqrt{3}$	1	1	±3.8%	±3.8%	∞
SAR correction	±1.9%	R	$\sqrt{3}$	1	1	±1.1%	±0.9%	∞
Liquid Conductivity (meas.)	±2.5%	R	$\sqrt{3}$	1	0.84	±1.1%	±1.0%	∞
Liquid Permittivity (meas.)	±2.5%	R	$\sqrt{3}$	0.26	0.26	±0.3%	±0.4%	∞
Temp. unc. - Conductivity	±3.4%	R	$\sqrt{3}$	0.78	0.71	±1.5%	±1.4%	∞
Temp. unc. - Permittivity	±0.4%	R	$\sqrt{3}$	0.23	0.26	±0.1%	±0.1%	∞
Combined Std. Uncertainty						±12.3%	±12.2%	748
Expanded STD Uncertainty						±24.6%	±24.5%	

8. Conducted Power Measurement (Including tolerance allowed for production unit)

Mode		Originally Power (Including tolerance)	Reduce Power (Including tolerance)
WCDMA BAND 2	RMC	24	18
	HSDPA	24	18
	HSUPA	24	18
WCDMA BAND 4	RMC	24	18
	HSDPA	24	18
	HSUPA	24	18
WCDMA BAND 5	RMC	24	24
	HSDPA	24	24
	HSUPA	24	24
LTE Band 2	QPSK	24.5	19
LTE Band 4	QPSK	24.5	19
LTE Band 5	QPSK	24.5	24.5
LTE Band 12	QPSK	24.5	22
LTE Band 13	QPSK	24.5	24
NOTE: Reduce the WWAN Output Power through firmware.			

Band	WCDMA Band II			WCDMA Band IV			WCDMA Band V		
CHANNEL	9262	9400	9538	1312	1413	1513	4132	4183	4233
Maximum Power	Reduce Power			Reduce Power			Originally Power		
RMC	17.01	17.38	17.28	17.31	17.35	17.28	23.16	23.24	23.35
HSDPA Set 1	16.00	16.47	16.37	17.13	17.20	17.27	22.95	22.88	22.87
HSDPA Set 2	15.43	15.87	15.81	16.57	16.60	16.56	22.24	22.41	22.49
HSDPA Set 3	15.38	15.92	15.85	16.64	16.61	16.58	22.45	22.42	22.42
HSDPA Set 4	15.39	15.93	15.82	16.56	16.65	16.62	22.45	22.51	22.40
HSUPA Set 1	15.40	15.94	15.82	16.55	16.62	16.65	22.84	22.86	22.92
HSUPA Set 2	14.99	15.38	15.29	16.04	16.11	16.08	20.92	20.97	20.84
HSUPA Set 3	15.03	15.41	15.33	16.08	16.14	16.12	21.53	21.56	21.48
HSUPA Set 4	15.16	15.32	15.31	16.06	16.08	16.09	20.88	20.91	20.83
HSUPA Set 5	15.38	15.78	15.68	16.52	16.58	16.62	22.57	22.58	22.60

LTE-Band 2									
Channel	Modulation	RB No.	RB Offset	1.4M	3M	5M	10M	15M	20M
Maximum Power (Reduce Power)									
Low	QPSK	1	#0	18.41	18.71	18.63	18.47	N/A	N/A
		1	#Mid	18.57	18.62	18.69	**18.73**	N/A	N/A
		1	#Max	18.50	18.63	18.24	18.12	N/A	N/A
		50%	#0	18.61	18.60	18.55	18.72	N/A	N/A
		50%	#Mid	18.55	18.61	18.64	18.64	N/A	N/A
		50%	#Max	18.51	18.57	18.58	18.42	N/A	N/A
		100%	--	18.53	18.58	18.60	18.63	N/A	N/A
	16QAM	1	#0	18.37	18.36	18.30	18.41	N/A	N/A
		1	#Mid	18.30	18.19	18.23	18.50	N/A	N/A
		1	#Max	18.36	18.28	18.17	18.07	N/A	N/A
		50%	#0	18.47	18.41	18.50	18.64	N/A	N/A
		50%	#Mid	18.50	18.51	18.48	18.66	N/A	N/A
		50%	#Max	18.45	18.58	18.42	18.46	N/A	N/A
		100%	--	18.41	18.53	18.44	N/A	N/A	N/A
Mid	QPSK	1	#0	18.59	18.67	18.78	18.61	N/A	N/A
		1	#Mid	18.79	18.68	18.90	**18.97**	N/A	N/A
		1	#Max	18.51	18.90	18.90	18.70	N/A	N/A
		50%	#0	18.75	18.76	18.78	18.88	N/A	N/A
		50%	#Mid	18.72	18.79	18.78	18.91	N/A	N/A
		50%	#Max	18.79	18.78	18.91	18.95	N/A	N/A
		100%	--	18.59	18.77	18.89	18.85	N/A	N/A
	16QAM	1	#0	18.51	18.43	18.46	18.49	N/A	N/A
		1	#Mid	18.49	18.44	18.52	18.66	N/A	N/A
		1	#Max	18.49	18.48	18.38	18.52	N/A	N/A
		50%	#0	18.61	18.88	18.73	18.88	N/A	N/A
		50%	#Mid	18.75	18.86	18.83	18.85	N/A	N/A
		50%	#Max	18.61	18.89	18.75	18.81	N/A	N/A
		100%	--	18.59	18.76	18.84	N/A	N/A	N/A
High	QPSK	1	#0	18.41	18.70	18.48	18.77	N/A	N/A
		1	#Mid	18.43	18.83	18.60	**18.85**	N/A	N/A
		1	#Max	18.26	18.55	18.54	18.51	N/A	N/A
		50%	#0	18.52	18.47	18.54	18.60	N/A	N/A
		50%	#Mid	18.50	18.42	18.46	18.64	N/A	N/A
		50%	#Max	18.50	18.49	18.48	18.67	N/A	N/A
		100%	--	18.47	18.52	18.51	18.67	N/A	N/A
	16QAM	1	#0	18.64	18.34	18.42	18.48	N/A	N/A
		1	#Mid	18.74	18.34	18.32	18.44	N/A	N/A
		1	#Max	18.31	18.31	18.19	18.30	N/A	N/A
		50%	#0	18.33	18.28	18.39	18.60	N/A	N/A
		50%	#Mid	18.40	18.75	18.33	18.56	N/A	N/A
		50%	#Max	18.30	18.52	18.45	18.58	N/A	N/A
		100%	--	18.29	18.50	18.55	N/A	N/A	N/A

LTE-Band 4									
Channel	Modulation	RB No.	RB Offset	1.4M	3M	5M	10M	15M	20M
Maximum Power (Reduce Power)									
Low	QPSK	1	#0	18.65	18.40	18.29	18.10	N/A	N/A
		1	#Mid	18.81	18.35	18.34	**18.49**	N/A	N/A
		1	#Max	18.85	18.34	18.14	18.30	N/A	N/A
		50%	#0	18.88	18.53	18.28	18.47	N/A	N/A
		50%	#Mid	18.80	18.47	18.22	18.42	N/A	N/A
		50%	#Max	18.86	18.46	18.32	18.27	N/A	N/A
		100%	--	18.75	18.44	18.30	18.39	N/A	N/A
	16QAM	1	#0	18.36	18.20	17.87	18.01	N/A	N/A
		1	#Mid	18.49	17.77	18.41	18.19	N/A	N/A
		1	#Max	18.31	18.13	17.92	18.03	N/A	N/A
		50%	#0	18.72	18.41	18.15	18.46	N/A	N/A
		50%	#Mid	18.87	18.58	18.19	18.38	N/A	N/A
		50%	#Max	18.81	18.56	18.30	18.43	N/A	N/A
		100%	--	18.77	18.51	18.27	N/A	N/A	N/A
Mid	QPSK	1	#0	18.83	18.66	18.32	**18.52**	N/A	N/A
		1	#Mid	18.89	18.54	18.60	18.34	N/A	N/A
		1	#Max	18.83	18.36	18.25	18.26	N/A	N/A
		50%	#0	18.97	18.52	18.44	18.46	N/A	N/A
		50%	#Mid	18.98	18.56	18.48	18.46	N/A	N/A
		50%	#Max	18.94	18.53	18.45	18.48	N/A	N/A
		100%	--	18.84	18.53	18.45	18.39	N/A	N/A
	16QAM	1	#0	18.58	18.16	18.11	18.60	N/A	N/A
		1	#Mid	18.48	17.94	18.18	18.66	N/A	N/A
		1	#Max	18.49	18.43	18.15	18.26	N/A	N/A
		50%	#0	18.91	18.29	18.39	18.42	N/A	N/A
		50%	#Mid	18.99	18.56	18.44	18.51	N/A	N/A
		50%	#Max	18.98	18.71	18.30	18.60	N/A	N/A
		100%	--	18.96	18.66	18.49	N/A	N/A	N/A
High	QPSK	1	#0	18.54	18.34	18.23	18.36	N/A	N/A
		1	#Mid	18.63	18.16	18.16	**18.67**	N/A	N/A
		1	#Max	18.59	18.47	18.27	18.27	N/A	N/A
		50%	#0	18.64	18.37	18.30	18.38	N/A	N/A
		50%	#Mid	18.97	18.49	18.36	18.54	N/A	N/A
		50%	#Max	18.91	18.35	18.35	18.35	N/A	N/A
		100%	--	18.76	18.34	18.32	18.47	N/A	N/A
	16QAM	1	#0	18.43	18.02	18.63	18.45	N/A	N/A
		1	#Mid	18.35	17.80	18.13	18.40	N/A	N/A
		1	#Max	18.74	18.31	18.15	18.34	N/A	N/A
		50%	#0	18.62	18.34	18.15	18.70	N/A	N/A
		50%	#Mid	18.75	18.34	18.26	18.57	N/A	N/A
		50%	#Max	18.77	18.43	18.50	18.40	N/A	N/A
		100%	--	18.68	18.41	18.35	N/A	N/A	N/A

LTE-Band 5									
Channel	Modulation	RB No.	RB Offset	1.4M	3M	5M	10M	15M	20M
Maximum Power (Originally Power)									
Low	QPSK	1	#0	22.87	22.70	22.38	22.29	N/A	N/A
		1	#Mid	23.07	23.19	22.67	**22.41**	N/A	N/A
		1	#Max	22.94	23.04	22.63	22.31	N/A	N/A
		50%	#0	23.23	22.05	21.68	21.59	N/A	N/A
		50%	#Mid	23.09	22.09	21.70	21.59	N/A	N/A
		50%	#Max	23.17	22.04	21.59	21.48	N/A	N/A
		100%	--	21.98	22.05	21.64	21.55	N/A	N/A
	16QAM	1	#0	21.82	21.62	21.15	21.27	N/A	N/A
		1	#Mid	21.84	21.71	21.22	21.48	N/A	N/A
		1	#Max	22.01	21.75	21.17	21.16	N/A	N/A
		50%	#0	21.97	20.93	20.38	20.67	N/A	N/A
		50%	#Mid	22.08	21.18	20.45	20.54	N/A	N/A
		50%	#Max	22.15	21.12	20.47	20.55	N/A	N/A
		100%	--	21.03	21.09	20.52	N/A	N/A	N/A
Mid	QPSK	1	#0	22.96	23.04	22.68	22.62	N/A	N/A
		1	#Mid	23.12	22.82	22.65	**22.72**	N/A	N/A
		1	#Max	23.06	22.64	22.30	22.53	N/A	N/A
		50%	#0	23.19	21.87	21.51	21.78	N/A	N/A
		50%	#Mid	23.06	22.01	21.56	21.81	N/A	N/A
		50%	#Max	23.14	21.93	21.51	21.83	N/A	N/A
		100%	--	22.14	21.96	21.56	21.76	N/A	N/A
	16QAM	1	#0	21.81	21.57	21.16	21.46	N/A	N/A
		1	#Mid	21.81	21.59	21.27	21.78	N/A	N/A
		1	#Max	21.88	21.53	21.10	21.51	N/A	N/A
		50%	#0	22.07	20.69	20.58	20.80	N/A	N/A
		50%	#Mid	22.15	21.15	20.64	20.76	N/A	N/A
		50%	#Max	22.10	20.96	20.59	20.90	N/A	N/A
		100%	--	21.22	20.86	20.55	N/A	N/A	N/A
High	QPSK	1	#0	22.86	22.79	22.31	22.87	N/A	N/A
		1	#Mid	23.01	22.89	22.55	**23.08**	N/A	N/A
		1	#Max	23.01	22.75	22.62	22.83	N/A	N/A
		50%	#0	23.06	21.81	21.47	21.97	N/A	N/A
		50%	#Mid	23.29	21.98	21.45	21.97	N/A	N/A
		50%	#Max	23.15	21.89	21.43	21.97	N/A	N/A
		100%	--	22.04	21.86	21.51	21.97	N/A	N/A
	16QAM	1	#0	21.87	21.67	21.24	21.61	N/A	N/A
		1	#Mid	21.87	21.51	21.15	21.76	N/A	N/A
		1	#Max	21.63	21.66	21.17	21.67	N/A	N/A
		50%	#0	21.91	20.96	20.56	20.89	N/A	N/A
		50%	#Mid	22.03	21.02	20.45	19.70	N/A	N/A
		50%	#Max	22.07	20.93	20.41	20.22	N/A	N/A
		100%	--	21.02	20.76	20.49	N/A	N/A	N/A

LTE-Band 12									
Channel	Modulation	RB No.	RB Offset	1.4M	3M	5M	10M	15M	20M
Maximum Power (Reduce Power)									
Low	QPSK	1	#0	21.39	21.58	21.72	21.82	N/A	N/A
		1	#Mid	21.59	21.64	21.90	**21.88**	N/A	N/A
		1	#Max	21.52	21.51	21.59	21.56	N/A	N/A
		50%	#0	21.61	21.77	21.79	21.94	N/A	N/A
		50%	#Mid	21.59	21.79	21.94	21.91	N/A	N/A
		50%	#Max	21.55	21.74	21.88	21.93	N/A	N/A
		100%	--	21.54	21.73	21.96	21.87	N/A	N/A
	16QAM	1	#0	21.31	21.26	21.41	21.67	N/A	N/A
		1	#Mid	21.34	21.21	21.89	21.65	N/A	N/A
		1	#Max	21.23	21.62	21.49	21.50	N/A	N/A
		50%	#0	21.26	20.95	21.02	20.85	N/A	N/A
		50%	#Mid	21.43	20.99	21.08	20.95	N/A	N/A
		50%	#Max	21.37	20.94	21.11	20.96	N/A	N/A
		100%	--	20.15	20.91	21.02	N/A	N/A	N/A
Mid	QPSK	1	#0	21.46	21.76	21.78	21.75	N/A	N/A
		1	#Mid	21.45	21.74	21.85	**21.96**	N/A	N/A
		1	#Max	21.41	21.64	21.79	21.62	N/A	N/A
		50%	#0	21.46	21.70	21.90	21.76	N/A	N/A
		50%	#Mid	21.45	21.72	21.84	21.84	N/A	N/A
		50%	#Max	21.50	21.64	21.81	21.81	N/A	N/A
		100%	--	21.48	21.57	21.84	21.78	N/A	N/A
	16QAM	1	#0	21.42	21.44	21.48	21.32	N/A	N/A
		1	#Mid	21.36	21.68	21.51	21.75	N/A	N/A
		1	#Max	21.40	21.66	21.60	21.47	N/A	N/A
		50%	#0	21.65	20.89	21.05	20.97	N/A	N/A
		50%	#Mid	21.44	20.82	20.97	21.03	N/A	N/A
		50%	#Max	21.31	20.74	20.95	20.94	N/A	N/A
		100%	--	20.45	20.81	20.90	N/A	N/A	N/A
High	QPSK	1	#0	21.43	21.51	21.69	21.93	N/A	N/A
		1	#Mid	21.38	21.54	21.87	**22.00**	N/A	N/A
		1	#Max	21.18	21.49	21.51	21.49	N/A	N/A
		50%	#0	21.35	21.65	21.76	21.98	N/A	N/A
		50%	#Mid	21.48	21.69	21.77	21.84	N/A	N/A
		50%	#Max	21.56	21.56	21.71	21.87	N/A	N/A
		100%	--	21.46	21.60	21.77	21.80	N/A	N/A
	16QAM	1	#0	21.26	21.53	21.32	21.49	N/A	N/A
		1	#Mid	21.25	21.55	21.36	21.59	N/A	N/A
		1	#Max	21.37	21.37	21.24	21.35	N/A	N/A
		50%	#0	21.52	20.38	20.64	20.93	N/A	N/A
		50%	#Mid	21.63	20.73	20.74	20.80	N/A	N/A
		50%	#Max	21.57	20.66	20.86	20.82	N/A	N/A
		100%	--	20.48	20.67	20.84	N/A	N/A	N/A

LTE-Band 13									
Channel	Modulation	RB No.	RB Offset	1.4M	3M	5M	10M	15M	20M
Maximum Power (Reduce Power)									
Low	QPSK	1	#0	N/A	N/A	22.94	N/A	N/A	N/A
		1	#Mid	N/A	N/A	23.15	N/A	N/A	N/A
		1	#Max	N/A	N/A	23.09	N/A	N/A	N/A
		50%	#0	N/A	N/A	22.07	N/A	N/A	N/A
		50%	#Mid	N/A	N/A	21.98	N/A	N/A	N/A
		50%	#Max	N/A	N/A	22.09	N/A	N/A	N/A
		100%	--	N/A	N/A	22.11	N/A	N/A	N/A
	16QAM	1	#0	N/A	N/A	21.58	N/A	N/A	N/A
		1	#Mid	N/A	N/A	21.50	N/A	N/A	N/A
		1	#Max	N/A	N/A	21.73	N/A	N/A	N/A
		50%	#0	N/A	N/A	21.23	N/A	N/A	N/A
		50%	#Mid	N/A	N/A	21.14	N/A	N/A	N/A
		50%	#Max	N/A	N/A	21.16	N/A	N/A	N/A
		100%	--	N/A	N/A	21.12	N/A	N/A	N/A
Mid	QPSK	1	#0	N/A	N/A	22.78	23.06	N/A	N/A
		1	#Mid	N/A	N/A	23.47	**23.31**	N/A	N/A
		1	#Max	N/A	N/A	23.05	23.09	N/A	N/A
		50%	#0	N/A	N/A	22.00	22.06	N/A	N/A
		50%	#Mid	N/A	N/A	22.18	22.10	N/A	N/A
		50%	#Max	N/A	N/A	22.17	22.11	N/A	N/A
		100%	--	N/A	N/A	22.11	22.08	N/A	N/A
	16QAM	1	#0	N/A	N/A	21.73	21.69	N/A	N/A
		1	#Mid	N/A	N/A	22.12	21.88	N/A	N/A
		1	#Max	N/A	N/A	21.62	21.85	N/A	N/A
		50%	#0	N/A	N/A	21.17	21.08	N/A	N/A
		50%	#Mid	N/A	N/A	21.12	21.14	N/A	N/A
		50%	#Max	N/A	N/A	21.13	21.14	N/A	N/A
		100%	--	N/A	N/A	21.06	N/A	N/A	N/A
High	QPSK	1	#0	N/A	N/A	22.82	N/A	N/A	N/A
		1	#Mid	N/A	N/A	23.25	N/A	N/A	N/A
		1	#Max	N/A	N/A	22.86	N/A	N/A	N/A
		50%	#0	N/A	N/A	21.99	N/A	N/A	N/A
		50%	#Mid	N/A	N/A	22.04	N/A	N/A	N/A
		50%	#Max	N/A	N/A	21.95	N/A	N/A	N/A
		100%	--	N/A	N/A	21.99	N/A	N/A	N/A
	16QAM	1	#0	N/A	N/A	21.60	N/A	N/A	N/A
		1	#Mid	N/A	N/A	22.16	N/A	N/A	N/A
		1	#Max	N/A	N/A	22.09	N/A	N/A	N/A
		50%	#0	N/A	N/A	21.17	N/A	N/A	N/A
		50%	#Mid	N/A	N/A	21.20	N/A	N/A	N/A
		50%	#Max	N/A	N/A	21.21	N/A	N/A	N/A
		100%	--	N/A	N/A	21.15	N/A	N/A	N/A

9. Test Results

9.1 SAR Test Results Summary

SAR MEASUREMENT									
Liquid Temperature (°C): 22.4 ±2					Relative Humidity (%): 51				
Ambient Temperature (°C): 23.6 ±2					Depth of Liquid (cm): >15				
Test Mode: WCDMA RMC Band 2									
Test Position Body	Pwr On-Off	Dist (mm)	Frequency		Conducted Power (dBm)		SAR 1g (W/Kg)		Limit (W/kg)
			Channel	MHz	Measurement	Tune-up Limit	Measurement	Tune-up Scaled	
Front	Fixed	5	9400	1880	17.38	18	0.688	0.794	1.6
Back	Fixed	5	9262	1852.4	17.01	18	0.674	0.847	1.6
Back	Fixed	5	9400	1880	17.38	18	0.901	1.039	1.6
Back	Fixed	5	9538	1907.6	17.28	18	0.955	**1.127**	1.6
Left-Side	Fixed	5	9400	1880	17.38	18	0.459	0.529	1.6
Right-Side	Fixed	5	9400	1880	17.38	18	0.106	0.122	1.6
Top	Fixed	5	9400	1880	17.38	18	0.110	0.127	1.6
Bottom	Fixed	5	9400	1880	17.38	18	0.692	0.798	1.6
Note: (1) When the reported SAR of the Mid channel for the exposure configuration is ≤ 0.8 W/kg, no further SAR testing is required in other channel.									

SAR MEASUREMENT

Liquid Temperature (°C): 22.3 ±2	Relative Humidity (%): 52
Ambient Temperature (°C): 23.4 ±2	Depth of Liquid (cm): >15

Test Mode: WCDMA RMC Band 4

Test Position Body	Pwr On-Off	Dist (mm)	Frequency		Conducted Power (dBm)		SAR 1g (W/Kg)		Limit (W/kg)
			Channel	MHz	Measurement	Tune-up Limit	Measurement	Tune-up Scaled	
Front	Fixed	5	1413	1732.6	17.35	18	0.510	0.592	1.6
Back	Fixed	5	1312	1712.4	17.31	18	0.860	**1.008**	1.6
Back	Fixed	5	1413	1732.6	17.35	18	0.822	0.955	1.6
Back	Fixed	5	1513	1752.6	17.28	18	0.841	0.993	1.6
Left-Side	Fixed	5	1413	1732.6	17.35	18	0.509	0.591	1.6
Right-Side	Fixed	5	1413	1732.6	17.35	18	0.167	0.194	1.6
Top	Fixed	5	1413	1732.6	17.35	18	0.056	0.065	1.6
Bottom	Fixed	5	1413	1732.6	17.35	18	0.372	0.432	1.6

Note: (1) When the reported SAR of the Mid channel for the exposure configuration is ≤ 0.8 W/kg, no further SAR testing is required in other channel.

SAR MEASUREMENT

Liquid Temperature (°C): 22.6 ±2	Relative Humidity (%): 53
Ambient Temperature (°C): 23.8 ±2	Depth of Liquid (cm): >15

Test Mode: WCDMA RMC Band 5

Test Position Body	Pwr On-Off	Dist (mm)	Frequency		Conducted Power (dBm)		SAR 1g (W/Kg)		Limit (W/kg)
			Channel	MHz	Measurement	Tune-up Limit	Measurement	Tune-up Scaled	
Front	Fixed	5	4183	836.6	23.34	24	0.559	0.651	1.6
Back	Fixed	5	4132	826.4	23.16	24	0.831	**1.008**	1.6
Back	Fixed	5	4183	836.6	23.24	24	0.659	0.785	1.6
Back	Fixed	5	4233	846.6	23.35	24	0.765	0.889	1.6
Left-Side	Fixed	5	4183	836.6	23.34	24	0.271	0.315	1.6
Right-Side	Fixed	5	4183	836.6	23.34	24	0.325	0.378	1.6
Top	Fixed	5	4183	836.6	23.34	24	0.356	0.414	1.6
Bottom	Fixed	5	4183	836.6	23.34	24	0.270	0.314	1.6

Note: (1) When the reported SAR of the Mid channel for the exposure configuration is ≤ 0.8 W/kg, no further SAR testing is required in other channel.

SAR MEASUREMENT

Liquid Temperature (°C): 22.4 ±2	Relative Humidity (%): 51
Ambient Temperature (°C): 23.6 ±2	Depth of Liquid (cm): >15

Test Mode: LTE Band 2-QPSK(10M)

Test Position Body	Pwr On-Off	Dist (mm)	RB	RB offset	Frequency		Conducted Power (dBm)		SAR 1g (W/Kg)		Limit (W/kg)
					Channel	MHz	Measurement	Tune-up Limit	Measurement	Tune-up Limit	
Front	Fixed	5	1	25	18900	1880	18.97	19	0.692	0.697	1.6
Back	Fixed	5	1	25	18650	1855	18.73	19	0.770	0.819	1.6
Back	Fixed	5	1	25	18900	1880	18.97	19	0.868	0.874	1.6
Back	Fixed	5	1	25	19150	1905	18.85	19	0.965	0.999	1.6
Back	Fixed	5	25	0	18650	1855	18.72	19	0.790	0.843	1.6
Back	Fixed	5	25	25	18900	1880	18.95	19	0.996	1.008	1.6
Back	Fixed	5	25	25	19150	1905	18.67	19	1.070	**1.154**	1.6
Back	Fixed	5	50	0	18900	1880	18.85	19	1.040	1.077	1.6
Left-Side	Fixed	5	1	25	18900	1880	18.97	19	0.516	0.520	1.6
Right-Side	Fixed	5	1	25	18900	1880	18.97	19	0.090	0.091	1.6
Top	Fixed	5	1	25	18900	1880	18.97	19	0.094	0.095	1.6
Bottom	Fixed	5	1	25	18900	1880	18.97	19	0.591	0.595	1.6
Test Mode: LTE Band 2-QPSK(10M) for DC-MD5LT-01 (Without 433MHz)											
Back	Fixed	5	25	25	19150	1905	18.67	19	1.060	1.144	1.6

Note: (1) When the reported SAR of the Mid channel for the exposure configuration is ≤ 0.8 W/kg, no further SAR testing is required in other channel.

(2) Because the difference between these 2 models MOBILE DEVICE 5, DC-MD5-01: With 433MHz and MOBILE DEVICE 5 Lite , DC-MD5LT-01: Without 433MHz is only 433MHz chipset, we verify the worst SAR channel of MOBILE DEVICE 5, DC-MD5-01

SAR MEASUREMENT

Liquid Temperature (°C): 22.3 ±2	Relative Humidity (%): 50
Ambient Temperature (°C): 23.4 ±2	Depth of Liquid (cm): >15

Test Mode: LTE Band 4-QPSK(10M)

Test Position Body	Pwr On-Off	Dist (mm)	RB	RB offset	Frequency		Conducted Power (dBm)		SAR 1g (W/Kg)		Limit (W/kg)
					Channel	MHz	Measurement	Tune-up Limit	Measurement	Tune-up Limit	
Front	Fixed	5	1	0	20175	1732.5	18.52	19	0.469	0.524	1.6
Back	Fixed	5	1	25	20000	1715	18.49	19	0.889	1.000	1.6
Back	Fixed	5	1	0	20175	1732.5	18.52	19	0.897	1.002	1.6
Back	Fixed	5	1	25	20350	1750	18.67	19	0.984	1.062	1.6
Back	Fixed	5	25	0	20000	1715	18.47	19	1.050	**1.186**	1.6
Back	Fixed	5	25	25	20175	1732.5	18.48	19	0.933	1.052	1.6
Back	Fixed	5	25	0	20350	1750	18.38	19	0.891	1.028	1.6
Back	Fixed	5	50	0	20175	1732.5	18.52	19	0.839	0.937	1.6
Left-Side	Fixed	5	1	0	20175	1732.5	18.52	19	0.341	0.381	1.6
Right-Side	Fixed	5	1	0	20175	1732.5	18.52	19	0.144	0.161	1.6
Top	Fixed	5	1	0	20175	1732.5	18.52	19	0.070	0.078	1.6
Bottom	Fixed	5	1	0	20175	1732.5	18.52	19	0.373	0.417	1.6

Note: (1) When the reported SAR of the Mid channel for the exposure configuration is ≤ 0.8 W/kg, no further SAR testing is required in other channel.

SAR MEASUREMENT

Liquid Temperature (°C): 22.6 ±2	Relative Humidity (%): 53
Ambient Temperature (°C): 23.8 ±2	Depth of Liquid (cm): >15

Test Mode: LTE Band 5-QPSK(10M)

Test Position Body	Pwr On-Off	Dist (mm)	RB	RB offset	Frequency		Conducted Power (dBm)		SAR 1g (W/Kg)		Limit (W/kg)
					Channel	MHz	Measurement	Tune-up Limit	Measurement	Tune-up Limit	
Front	Fixed	5	1	25	20450	829	22.41	24.5	0.543	0.879	1.6
Front	Fixed	5	1	25	20525	836.5	22.72	24.5	0.693	**1.044**	1.6
Front	Fixed	5	1	25	20600	844	23.08	24.5	0.645	0.894	1.6
Front	Fixed	5	25	25	20525	836.5	21.83	23.5	0.456	0.670	1.6
Back	Fixed	5	1	25	20525	836.5	22.72	24.5	0.659	0.993	1.6
Top	Fixed	5	1	25	20525	836.5	22.72	24.5	0.309	0.466	1.6
Left-Side	Fixed	5	1	25	20525	836.5	22.72	24.5	0.251	0.378	1.6
Right-Side	Fixed	5	1	25	20525	836.5	22.72	24.5	0.242	0.365	1.6
Bottom	Fixed	5	1	25	20525	836.5	22.72	24.5	0.251	0.378	1.6

Note: (1) When the reported SAR of the Mid channel for the exposure configuration is ≤ 0.8 W/kg, no further SAR testing is required in other channel.

SAR MEASUREMENT

Liquid Temperature (°C): 22.4 ±2	Relative Humidity (%): 51
Ambient Temperature (°C): 23.7 ±2	Depth of Liquid (cm): >15

Test Mode: LTE Band 12-QPSK(10M)

Test Position Body	Pwr On-Off	Dist (mm)	RB	RB offset	Frequency		Conducted Power (dBm)		SAR 1g (W/Kg)		Limit (W/kg)
					Channel	MHz	Measurement	Tune-up Limit	Measurement	Tune-up Limit	
Front	Fixed	5	1	25	23060	704	21.88	22	0.807	0.830	1.6
Front	Fixed	5	1	25	23095	707.5	21.96	22	0.829	0.837	1.6
Front	Fixed	5	1	25	23130	711	22.00	22	1.100	**1.100**	1.6
Front	Fixed	5	25	25	23095	707.5	21.84	22	0.701	0.727	1.6
Back	Fixed	5	1	25	23095	707.5	21.96	22	0.631	0.637	1.6
Left-Side	Fixed	5	1	25	23095	707.5	21.96	22	0.384	0.388	1.6
Right-Side	Fixed	5	1	25	23095	707.5	21.96	22	0.468	0.472	1.6
Top	Fixed	5	1	25	23095	707.5	21.96	22	0.254	0.256	1.6
Bottom	Fixed	5	1	25	23095	707.5	21.96	22	0.384	0.388	1.6

Note: (1) When the reported SAR of the Mid channel for the exposure configuration is ≤ 0.8 W/kg, no further SAR testing is required in other channel.

SAR MEASUREMENT	
Liquid Temperature (°C): 22.4 ±2	Relative Humidity (%): 51
Ambient Temperature (°C): 23.7 ±2	Depth of Liquid (cm): >15

Test Mode: LTE Band 13-QPSK(10M)

Test Position Body	Pwr On-Off	Dist (mm)	RB	RB offset	Frequency		Conducted Power (dBm)		SAR 1g (W/Kg)		Limit (W/kg)
					Channel	MHz	Measurement	Tune-up Limit	Measurement	Tune-up Limit	
Front	Fixed	5	1	25	23230	782	23.31	24	0.963	**1.129**	1.6
Front	Fixed	5	25	25	23230	782	22.11	24	0.618	0.955	1.6
Back	Fixed	5	1	25	23230	782	23.31	24	0.942	1.104	1.6
Left-Side	Fixed	5	1	25	23230	782	23.31	24	0.537	0.629	1.6
Right-Side	Fixed	5	1	25	23230	782	23.31	24	0.477	0.559	1.6
Top	Fixed	5	1	25	23230	782	23.31	24	0.367	0.430	1.6
Bottom	Fixed	5	1	25	23230	782	23.31	24	0.317	0.372	1.6

Note: (1) When the reported SAR of the Mid channel for the exposure configuration is ≤ 0.8 W/kg, no further SAR testing is required in other channel.

10. SAR measurement variability

1) Repeated measurement is not required when the original highest measured SAR is < 0.80 W/kg; steps 2) through 4) do not apply.
2) When the original highest measured SAR is ≥ 0.80 W/kg, repeat that measurement once.
3) Perform a second repeated measurement only if the ratio of largest to smallest SAR for the original and first repeated measurements is > 1.20 or when the original or repeated measurement is ≥ 1.45 W/kg (~ 10% from the 1-g SAR limit).
4) Perform a third repeated measurement only if the original, first or second repeated measurement is ≥ 1.5 W/kg and the ratio of largest to smallest SAR for the original, first and second repeated measurements is > 1.20.

Frequency				**SAR** 1g (W/kg)						
Mode	Band	Channel	MHz	Original	First Repeated		Second Repeated		Third Repeated	
					Value	Ratio	Value	Ratio	Value	Ratio
WCDMA	B2	9538	1907.6	0.955	0.950	1.005	N/A	N/A	N/A	N/A
WCDMA	B4	1312	1712.4	0.860	0.857	1.004	N/A	N/A	N/A	N/A
WCDMA	B5	4132	826.4	0.831	0.817	1.017	N/A	N/A	N/A	N/A
LTE	B2	19150	1905	1.070	1.060	1.009	N/A	N/A	N/A	N/A
LTE	B4	20000	1715	1.050	0.992	1.058	N/A	N/A	N/A	N/A
LTE	B5	20525	836.5	0.693	N/A	N/A	N/A	N/A	N/A	N/A
LTE	B12	23130	711	1.100	0.993	1.108	N/A	N/A	N/A	N/A
LTE	B13	23230	782	0.963	0.951	1.013	N/A	N/A	N/A	N/A

Appendix

Appendix A. SAR System Check Data

Appendix B. SAR measurement Data

Appendix C. Test Setup Photographs & EUT Photographs

Appendix D. Probe Calibration Data

Appendix E. Dipole Calibration Data

Appendix A. SAR System Check Data

Test Laboratory: DEKRA Date/Time: 2020/04/11

System Performance Check_750MHz-Head
DUT: Dipole 750 MHz; Type: D750V3
Communication System: UID 0, CW; Frequency: 750 MHz;
Communication System PAR: 0 dB
Medium parameters used: f = 750 MHz; σ = 0.88 S/m; ε_r = 42.46; ρ = 1000 kg/m^3
Phantom section: Flat Section
Ambient Temperature (°C) : 23.8, Liquid Temperature (°C) : 22.6
Measurement Standard: DASY5 (IEEE/IEC/ANSI C63.19-2011)
DASY5 Configuration:

- Probe: EX3DV4 - SN3698; ConvF(9.03, 9.03, 9.03); Calibrated: 2019/11/22;
- Sensor-Surface: 1.4mm (Mechanical Surface Detection)
- Electronics: DAE4 Sn1207; Calibrated: 2019/11/14
- Phantom: SAM with right table; Type: SAM;
- Measurement SW: DASY52, Version 52.10 (0); SEMCAD X Version 14.6.10 (7417)

Configuration/750MHz Head/Area Scan (8x13x1): Measurement grid: dx=15mm, dy=15mm
Maximum value of SAR (measured) = 2.14 W/kg

Configuration/750MHz Head/Zoom Scan (5x5x7) (5x5x7)/Cube 0: Measurement grid: dx=8mm, dy=8mm, dz=5mm
Reference Value = 51.04 V/m; Power Drift = -0.03 dB
Peak SAR (extrapolated) = 3.06 W/kg
SAR(1 g) = 2.09 W/kg; SAR(10 g) = 1.36 W/kg
Maximum value of SAR (measured) = 2.21 W/kg

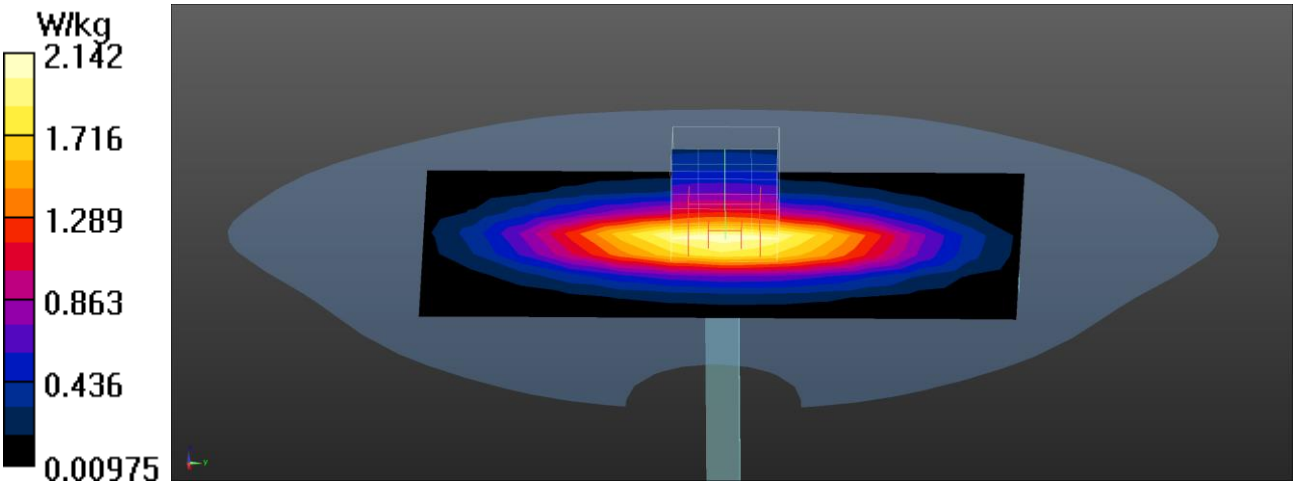

Test Laboratory: DEKRA Date/Time: 2020/04/15

System Performance Check_750MHz-Head
DUT: Dipole 750 MHz; Type: D750V3
Communication System: UID 0, CW; Frequency: 750 MHz;
Communication System PAR: 0 dB
Medium parameters used: f = 750 MHz; σ = 0.88 S/m; ε_r = 42.43; ρ = 1000 kg/m^3
Phantom section: Flat Section
Ambient Temperature (°C) : 23.7, Liquid Temperature (°C) : 22.4
Measurement Standard: DASY5 (IEEE/IEC/ANSI C63.19-2011)
DASY5 Configuration:

- Probe: EX3DV4 - SN3698; ConvF(9.03, 9.03, 9.03); Calibrated: 2019/11/22;
- Sensor-Surface: 1.4mm (Mechanical Surface Detection)
- Electronics: DAE4 Sn1207; Calibrated: 2019/11/14
- Phantom: SAM with right table; Type: SAM;
- Measurement SW: DASY52, Version 52.10 (0); SEMCAD X Version 14.6.10 (7417)

Configuration/750MHz Head/Area Scan (8x13x1): Measurement grid: dx=15mm, dy=15mm
Maximum value of SAR (measured) = 1.99 W/kg

Configuration/750MHz Head/Zoom Scan (5x5x7) (5x5x7)/Cube 0: Measurement grid: dx=8mm, dy=8mm, dz=5mm
Reference Value = 49.43 V/m; Power Drift = -0.01 dB
Peak SAR (extrapolated) = 2.96 W/kg
SAR(1 g) = 2.06 W/kg; SAR(10 g) = 1.32 W/kg
Maximum value of SAR (measured) = 2.11 W/kg

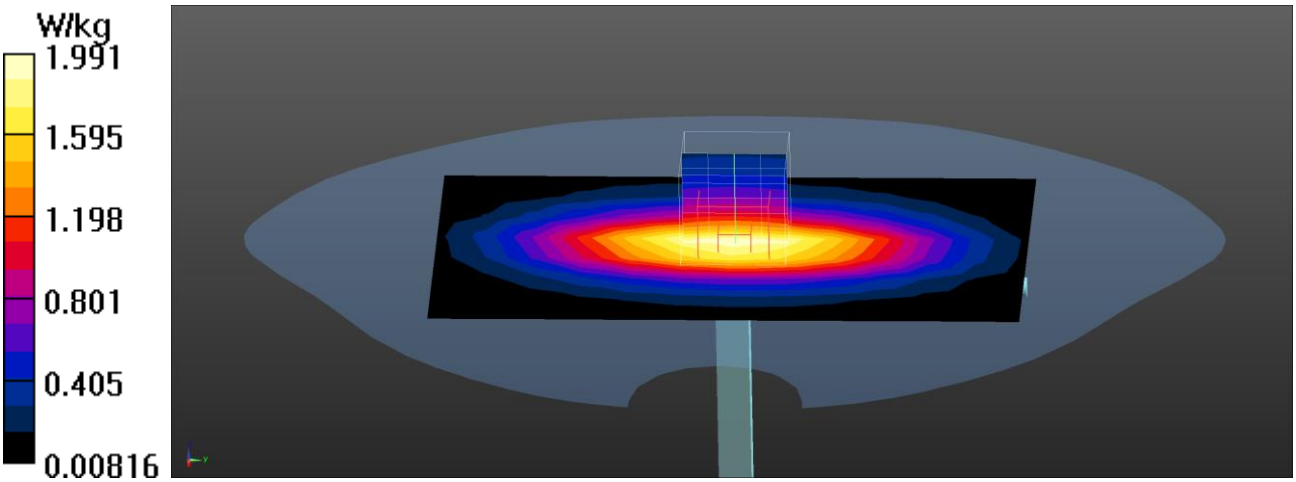

Test Laboratory: DEKRA Date/Time: 2020/04/18

System Performance Check_1750MHz-Head
DUT: Dipole 1750 MHz; Type: D1750V2
Communication System: UID 0, CW; Frequency: 1750 MHz;
Communication System PAR: 0 dB
Medium parameters used: f = 1750 MHz; σ = 1.38 S/m; ε_r = 40.62; ρ = 1000 kg/m^3
Phantom section: Flat Section
Ambient Temperature (°C) : 23.4, Liquid Temperature (°C) : 22.3
Measurement Standard: DASY5 (IEEE/IEC/ANSI C63.19-2011)
DASY5 Configuration:

- Probe: EX3DV4 - SN3698; ConvF(7.92, 7.92, 7.92); Calibrated: 2019/11/22;
- Sensor-Surface: 1.4mm (Mechanical Surface Detection)
- Electronics: DAE4 Sn1207; Calibrated: 2019/11/14
- Phantom: SAM with left table; Type: SAM;
- Measurement SW: DASY52, Version 52.10 (0); SEMCAD X Version 14.6.10 (7417)

Configuration/1750MHz Head/Area Scan (8x8x1): Measurement grid: dx=15mm, dy=15mm
Maximum value of SAR (measured) = 8.46 W/kg

Configuration/1750MHz Head/Zoom Scan (5x5x7) (5x5x7)/Cube 0: Measurement grid: dx=8mm, dy=8mm, dz=5mm
Reference Value = 86.60 V/m; Power Drift = 0.09 dB
Peak SAR (extrapolated) = 17.7 W/kg
SAR(1 g) = 9.45 W/kg; SAR(10 g) = 4.92 W/kg
Maximum value of SAR (measured) = 10.6 W/kg

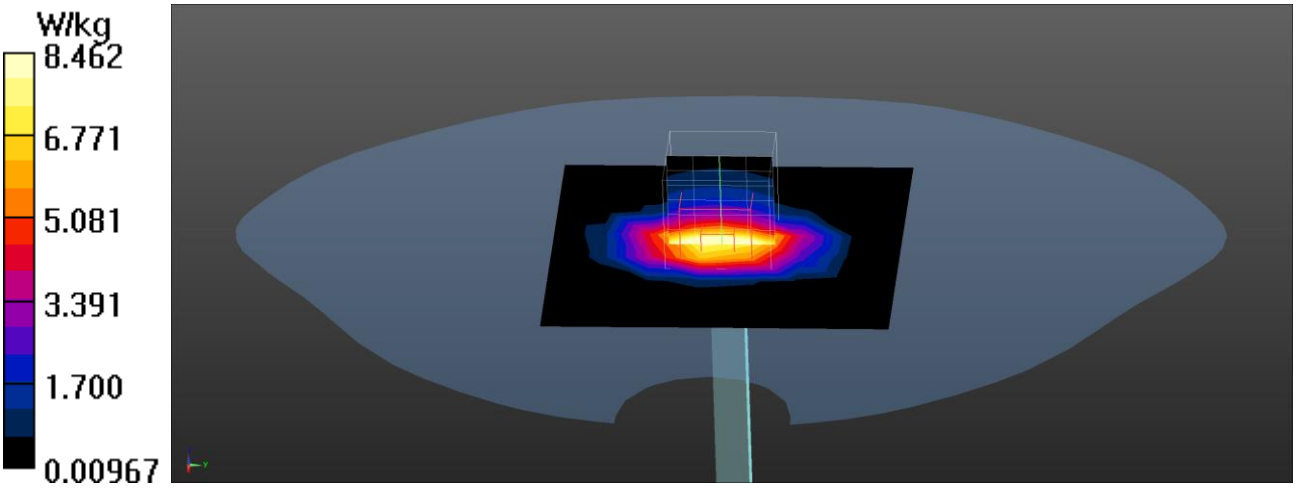

Test Laboratory: DEKRA Date/Time: 2020/04/17

System Performance Check_1950MHz-Head
DUT: Dipole 1950 MHz; Type: D1950V3
Communication System: UID 0, CW (0); Frequency: 1950 MHz;
Communication System PAR: 0 dB
Medium parameters used: f = 1950 MHz; σ = 1.42 S/m; ε_r = 40.36; ρ = 1000 kg/m^3
Phantom section: Flat Section
Ambient Temperature (°C) : 23.6, Liquid Temperature (°C) : 22.4
Measurement Standard: DASY5 (IEEE/IEC/ANSI C63.19-2011)
DASY5 Configuration:

- Probe: EX3DV4 - SN3698; ConvF(7.59, 7.59, 7.59); Calibrated: 2019/11/22;
- Sensor-Surface: 1.4mm (Mechanical Surface Detection)
- Electronics: DAE4 Sn1207; Calibrated: 2019/11/14
- Phantom: SAM with left table; Type: SAM;
- Measurement SW: DASY52, Version 52.10 (0); SEMCAD X Version 14.6.10 (7417)

Configuration/1950MHz Head/Area Scan (8x8x1): Measurement grid: dx=15mm, dy=15mm
Maximum value of SAR (measured) = 13.0 W/kg

Configuration/1950MHz Head/Zoom Scan (5x5x7) (5x5x7)/Cube 0: Measurement grid: dx=8mm, dy=8mm, dz=5mm
Reference Value = 107.1 V/m; Power Drift = 0.16 dB
Peak SAR (extrapolated) = 19.4 W/kg
SAR(1 g) = 10.3 W/kg; SAR(10 g) = 5.23 W/kg
Maximum value of SAR (measured) = 16.7 W/kg

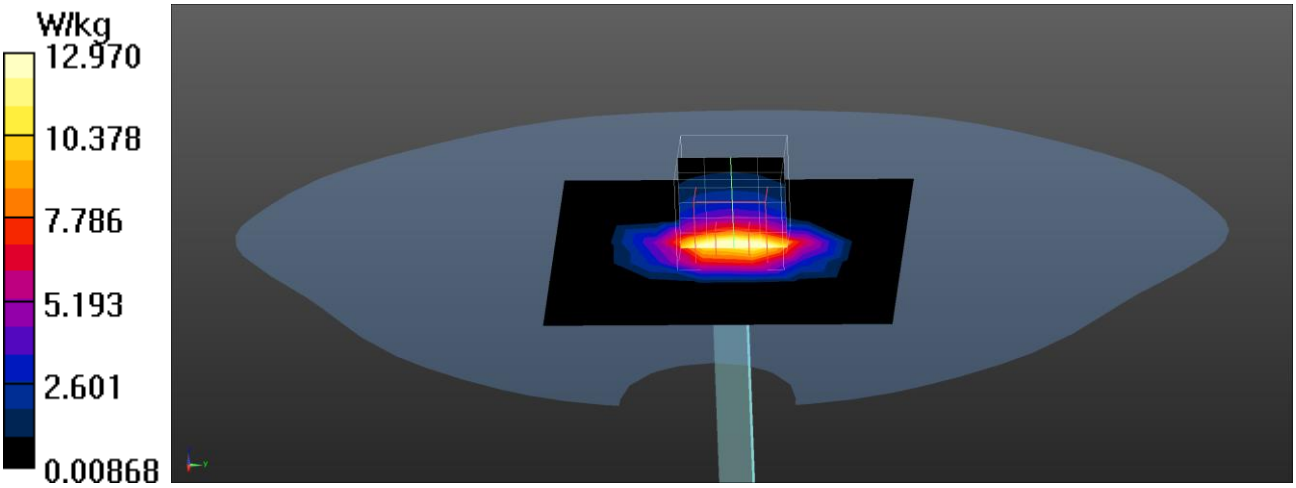

Appendix B. SAR measurement Data

Test Laboratory: DEKRA Date/Time: 2020/04/17

WCDMA Band2 RMC_9400_Front_5mm
DUT: MOBILE DEVICE 5; Type: DC-MD5-01
Communication System: UID 0, FCC WCDMA_Band-2; Frequency: 1880 MHz;
Communication System PAR: 0 dB
Medium parameters used: f = 1880 MHz; σ = 1.37 S/m; ε_r = 40.93; ρ = 1000 kg/m^3
Phantom section: Flat Section
Ambient Temperature (°C) : 23.6, Liquid Temperature (°C) : 22.4
Measurement Standard: DASY5 (IEEE/IEC/ANSI C63.19-2011)
DASY5 Configuration:

- Probe: EX3DV4 - SN3698; ConvF(7.59, 7.59, 7.59); Calibrated: 2019/11/22;
- Sensor-Surface: 1.4mm (Mechanical Surface Detection)
- Electronics: DAE4 Sn1207; Calibrated: 2019/11/14
- Phantom: SAM with left table; Type: SAM;
- Measurement SW: DASY52, Version 52.10 (0); SEMCAD X Version 14.6.10 (7417)

Configuration/Head/Area Scan (6x9x1): Measurement grid: dx=12mm, dy=12mm
Maximum value of SAR (measured) = 1.14 W/kg

Configuration/Head/Zoom Scan (5x5x7) (5x5x7)/Cube 0: Measurement grid: dx=8mm, dy=8mm, dz=5mm
Reference Value = 14.22 V/m; Power Drift = -0.15 dB
Peak SAR (extrapolated) = 1.54 W/kg
SAR(1 g) = 0.688 W/kg; SAR(10 g) = 0.314 W/kg
Maximum value of SAR (measured) = 1.23 W/kg

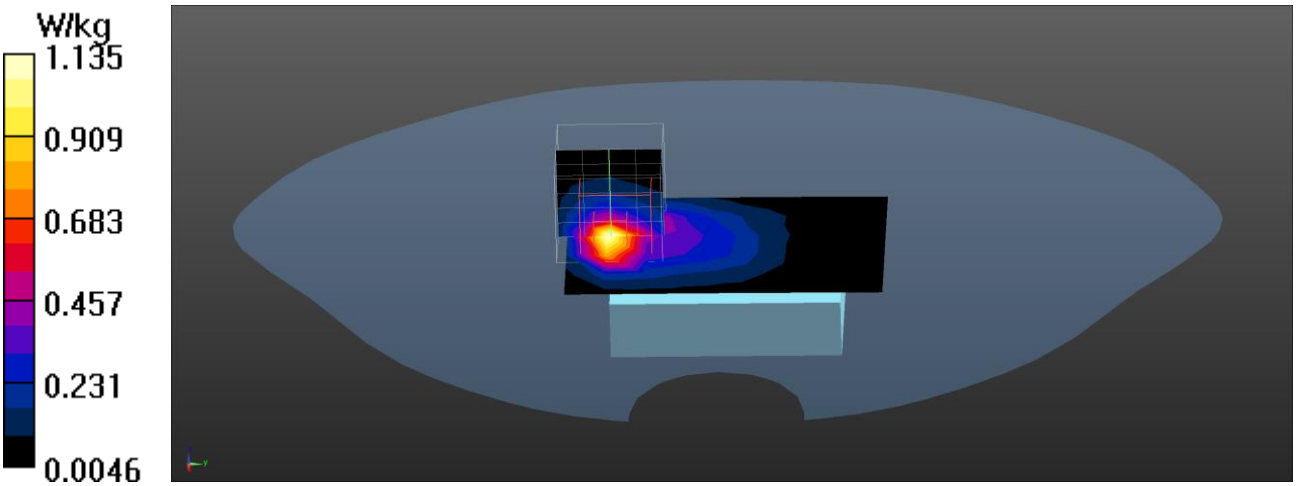

Test Laboratory: DEKRA Date/Time: 2020/04/17

WCDMA Band2 RMC_9262_Back_5mm
DUT: MOBILE DEVICE 5; Type: DC-MD5-01
Communication System: UID 0, FCC WCDMA_Band-2; Frequency: 1852.4 MHz;
Communication System PAR: 0 dB
Medium parameters used: f = 1852.4 MHz; σ = 1.34 S/m; ε_r = 41.18; ρ = 1000 kg/m^3
Phantom section: Flat Section
Ambient Temperature (°C) : 23.6, Liquid Temperature (°C) : 22.4
Measurement Standard: DASY5 (IEEE/IEC/ANSI C63.19-2011)
DASY5 Configuration:

- Probe: EX3DV4 - SN3698; ConvF(7.59, 7.59, 7.59); Calibrated: 2019/11/22;
- Sensor-Surface: 1.4mm (Mechanical Surface Detection)
- Electronics: DAE4 Sn1207; Calibrated: 2019/11/14
- Phantom: SAM with left table; Type: SAM;
- Measurement SW: DASY52, Version 52.10 (0); SEMCAD X Version 14.6.10 (7417)

Configuration/Head/Area Scan (6x9x1): Measurement grid: dx=12mm, dy=12mm
Maximum value of SAR (measured) = 0.952 W/kg

Configuration/Head/Zoom Scan (5x5x7) (5x5x7)/Cube 0: Measurement grid: dx=8mm, dy=8mm, dz=5mm
Reference Value = 23.73 V/m; Power Drift = 0.09 dB
Peak SAR (extrapolated) = 1.17 W/kg
SAR(1 g) = 0.674 W/kg; SAR(10 g) = 0.374 W/kg
Maximum value of SAR (measured) = 0.977 W/kg

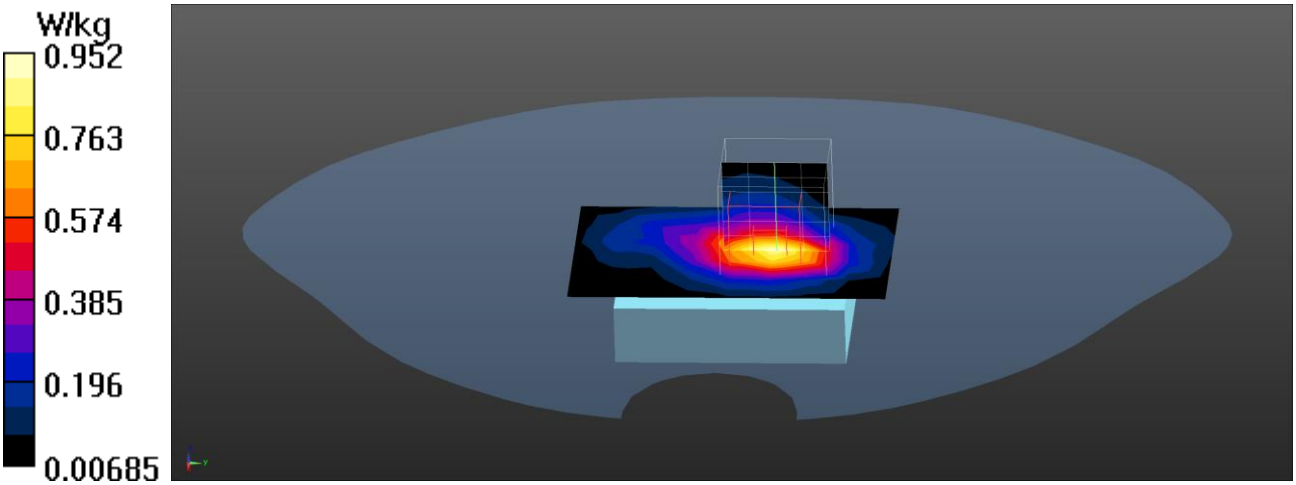

Test Laboratory: DEKRA Date/Time: 2020/04/17

WCDMA Band2 RMC_9400_Back_5mm
DUT: MOBILE DEVICE 5; Type: DC-MD5-01
Communication System: UID 0, FCC WCDMA_Band-2; Frequency: 1880 MHz;
Communication System PAR: 0 dB
Medium parameters used: f = 1880 MHz; σ = 1.37 S/m; ε_r = 40.93; ρ = 1000 kg/m^3
Phantom section: Flat Section
Ambient Temperature (°C) : 23.6, Liquid Temperature (°C) : 22.4
Measurement Standard: DASY5 (IEEE/IEC/ANSI C63.19-2011)
DASY5 Configuration:

- Probe: EX3DV4 - SN3698; ConvF(7.59, 7.59, 7.59); Calibrated: 2019/11/22;
- Sensor-Surface: 1.4mm (Mechanical Surface Detection)
- Electronics: DAE4 Sn1207; Calibrated: 2019/11/14
- Phantom: SAM with left table; Type: SAM;
- Measurement SW: DASY52, Version 52.10 (0); SEMCAD X Version 14.6.10 (7417)

Configuration/Head/Area Scan (6x9x1): Measurement grid: dx=12mm, dy=12mm
Maximum value of SAR (measured) = 1.25 W/kg

Configuration/Head/Zoom Scan (5x5x7) (5x5x7)/Cube 0: Measurement grid: dx=8mm, dy=8mm, dz=5mm
Reference Value = 28.23 V/m; Power Drift = -0.15 dB
Peak SAR (extrapolated) = 1.53 W/kg
SAR(1 g) = 0.901 W/kg; SAR(10 g) = 0.502 W/kg
Maximum value of SAR (measured) = 1.29 W/kg

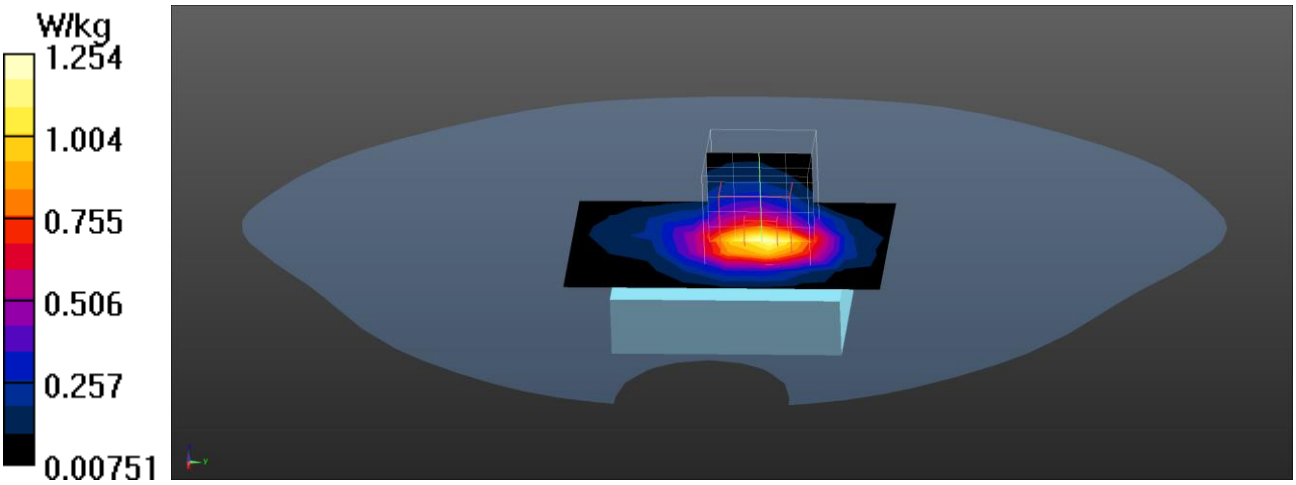

Test Laboratory: DEKRA Date/Time: 2020/04/17

WCDMA Band2 RMC_9538_Back_5mm
DUT: MOBILE DEVICE 5; Type: DC-MD5-01
Communication System: UID 0, FCC WCDMA_Band-2; Frequency: 1907.6 MHz;
Communication System PAR: 0 dB
Medium parameters used: f = 1907.6 MHz; σ = 1.4 S/m; ε_r = 40.67; ρ = 1000 kg/m^3
Phantom section: Flat Section
Ambient Temperature (°C) : 23.6, Liquid Temperature (°C) : 22.4
Measurement Standard: DASY5 (IEEE/IEC/ANSI C63.19-2011)
DASY5 Configuration:

- Probe: EX3DV4 - SN3698; ConvF(7.59, 7.59, 7.59); Calibrated: 2019/11/22;
- Sensor-Surface: 1.4mm (Mechanical Surface Detection)
- Electronics: DAE4 Sn1207; Calibrated: 2019/11/14
- Phantom: SAM with left table; Type: SAM;
- Measurement SW: DASY52, Version 52.10 (0); SEMCAD X Version 14.6.10 (7417)

Configuration/Head/Area Scan (6x9x1): Measurement grid: dx=12mm, dy=12mm
Maximum value of SAR (measured) = 1.33 W/kg

Configuration/Head/Zoom Scan (5x5x7) (5x5x7)/Cube 0: Measurement grid: dx=8mm, dy=8mm, dz=5mm
Reference Value = 29.50 V/m; Power Drift = 0.02 dB
Peak SAR (extrapolated) = 1.61 W/kg
SAR(1 g) = 0.955 W/kg; SAR(10 g) = 0.544 W/kg
Maximum value of SAR (measured) = 1.36 W/kg

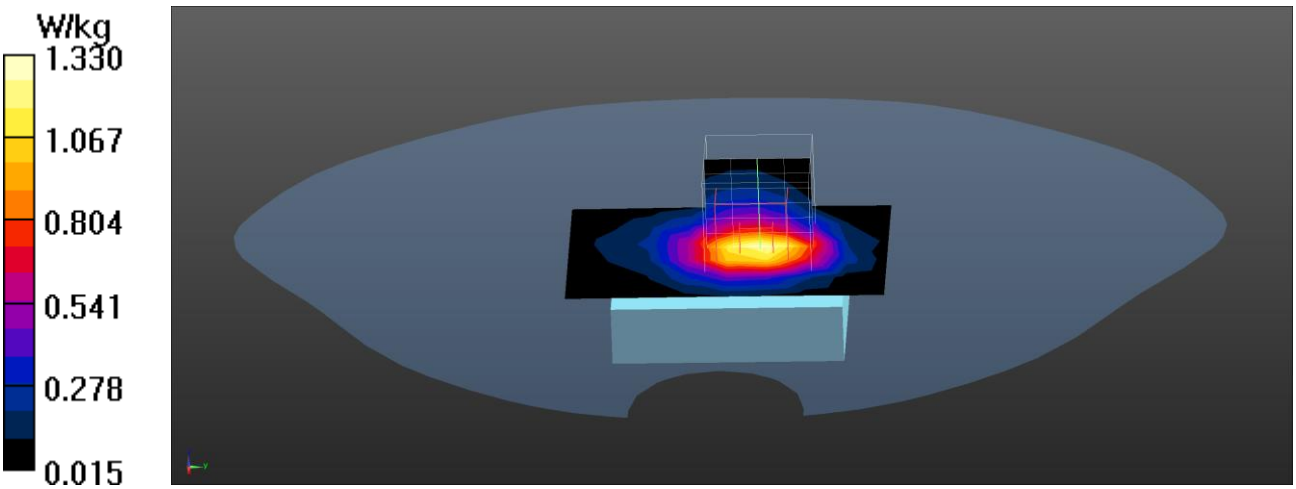

Test Laboratory: DEKRA Date/Time: 2020/04/17

WCDMA Band2 RMC_9400_Left-Side_5mm
DUT: MOBILE DEVICE 5; Type: DC-MD5-01
Communication System: UID 0, FCC WCDMA_Band-2; Frequency: 1880 MHz;
Communication System PAR: 0 dB
Medium parameters used: f = 1880 MHz; σ = 1.37 S/m; ε_r = 40.93; ρ = 1000 kg/m^3
Phantom section: Flat Section
Ambient Temperature (°C) : 23.6, Liquid Temperature (°C) : 22.4
Measurement Standard: DASY5 (IEEE/IEC/ANSI C63.19-2011)
DASY5 Configuration:

- Probe: EX3DV4 - SN3698; ConvF(7.59, 7.59, 7.59); Calibrated: 2019/11/22;
- Sensor-Surface: 1.4mm (Mechanical Surface Detection)
- Electronics: DAE4 Sn1207; Calibrated: 2019/11/14
- Phantom: SAM with left table; Type: SAM;
- Measurement SW: DASY52, Version 52.10 (0); SEMCAD X Version 14.6.10 (7417)

Configuration/Head/Area Scan (6x9x1): Measurement grid: dx=12mm, dy=12mm
Maximum value of SAR (measured) = 0.558 W/kg

Configuration/Head/Zoom Scan (5x5x7) (5x5x7)/Cube 0: Measurement grid: dx=8mm, dy=8mm, dz=5mm
Reference Value = 22.31 V/m; Power Drift = 0.11 dB
Peak SAR (extrapolated) = 0.828 W/kg
SAR(1 g) = 0.459 W/kg; SAR(10 g) = 0.255 W/kg
Maximum value of SAR (measured) = 0.693 W/kg

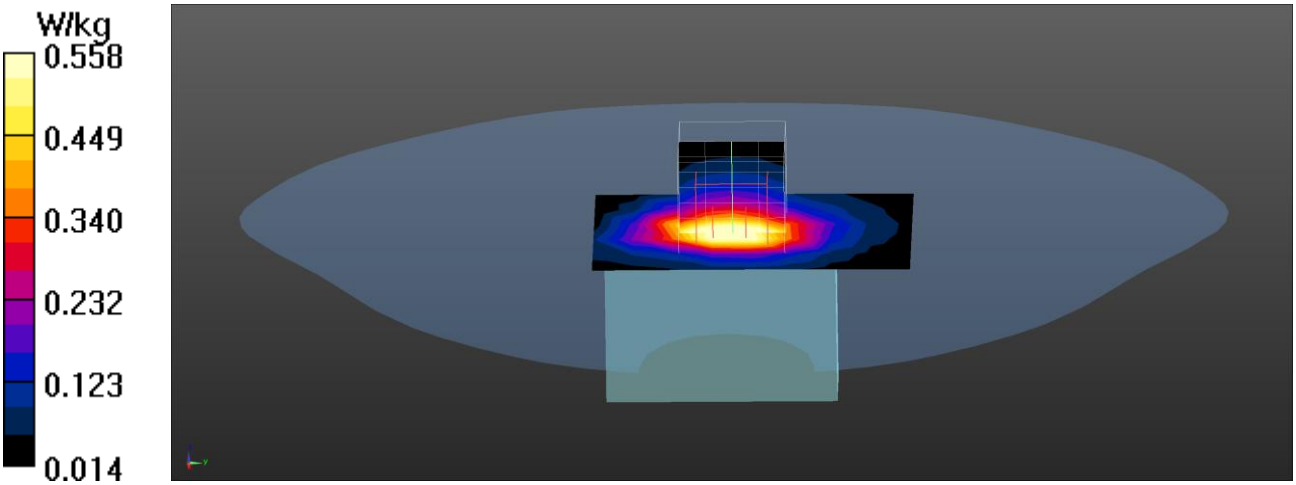

Test Laboratory: DEKRA Date/Time: 2020/04/17

WCDMA Band2 RMC_9400_Right-Side_5mm
DUT: MOBILE DEVICE 5; Type: DC-MD5-01
Communication System: UID 0, FCC WCDMA_Band-2; Frequency: 1880 MHz;
Communication System PAR: 0 dB
Medium parameters used: f = 1880 MHz; σ = 1.37 S/m; ε_r = 40.93; ρ = 1000 kg/m^3
Phantom section: Flat Section
Ambient Temperature (°C) : 23.6, Liquid Temperature (°C) : 22.4
Measurement Standard: DASY5 (IEEE/IEC/ANSI C63.19-2011)
DASY5 Configuration:

- Probe: EX3DV4 - SN3698; ConvF(7.59, 7.59, 7.59); Calibrated: 2019/11/22;
- Sensor-Surface: 1.4mm (Mechanical Surface Detection)
- Electronics: DAE4 Sn1207; Calibrated: 2019/11/14
- Phantom: SAM with left table; Type: SAM;
- Measurement SW: DASY52, Version 52.10 (0); SEMCAD X Version 14.6.10 (7417)

Configuration/Head/Area Scan (6x9x1): Measurement grid: dx=12mm, dy=12mm
Maximum value of SAR (measured) = 0.158 W/kg

Configuration/Head/Zoom Scan (5x5x7) (5x5x7)/Cube 0: Measurement grid: dx=8mm, dy=8mm, dz=5mm
Reference Value = 10.04 V/m; Power Drift = -0.11 dB
Peak SAR (extrapolated) = 0.191 W/kg
SAR(1 g) = 0.106 W/kg; SAR(10 g) = 0.058 W/kg
Maximum value of SAR (measured) = 0.157 W/kg

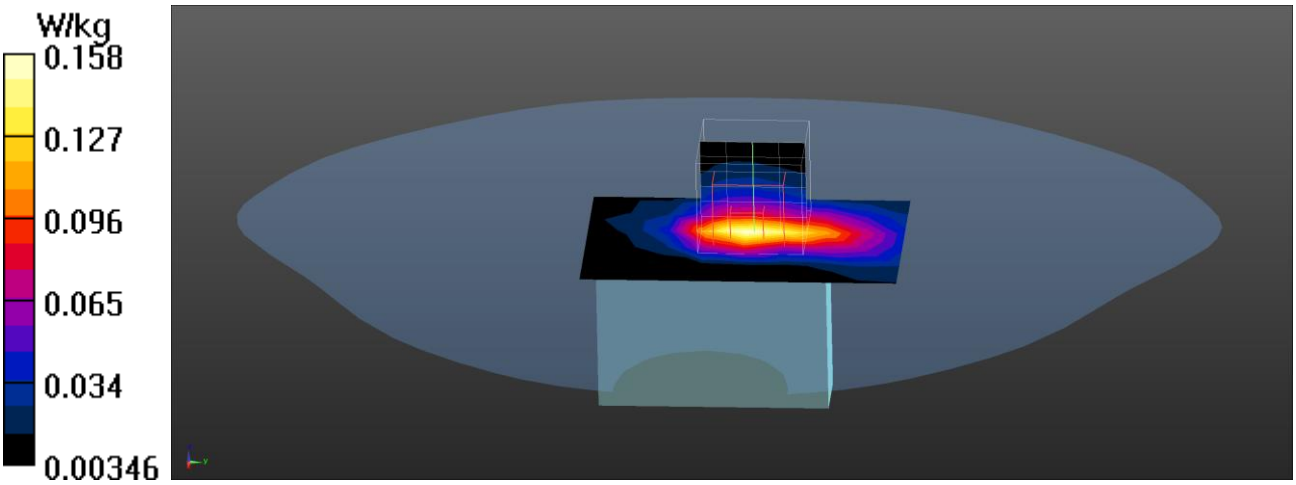

Test Laboratory: DEKRA Date/Time: 2020/04/17

WCDMA Band2 RMC_9400_Top_5mm
DUT: MOBILE DEVICE 5; Type: DC-MD5-01
Communication System: UID 0, FCC WCDMA_Band-2; Frequency: 1880 MHz;
Communication System PAR: 0 dB
Medium parameters used: f = 1880 MHz; σ = 1.37 S/m; ε_r = 40.93; ρ = 1000 kg/m^3
Phantom section: Flat Section
Ambient Temperature (°C) : 23.6, Liquid Temperature (°C) : 22.4
Measurement Standard: DASY5 (IEEE/IEC/ANSI C63.19-2011)
DASY5 Configuration:

- Probe: EX3DV4 - SN3698; ConvF(7.59, 7.59, 7.59); Calibrated: 2019/11/22;
- Sensor-Surface: 1.4mm (Mechanical Surface Detection)
- Electronics: DAE4 Sn1207; Calibrated: 2019/11/14
- Phantom: SAM with left table; Type: SAM;
- Measurement SW: DASY52, Version 52.10 (0); SEMCAD X Version 14.6.10 (7417)

Configuration/Head/Area Scan (6x6x1): Measurement grid: dx=12mm, dy=12mm
Maximum value of SAR (measured) = 0.167 W/kg

Configuration/Head/Zoom Scan (5x5x7) (5x5x7)/Cube 0: Measurement grid: dx=8mm, dy=8mm, dz=5mm
Reference Value = 11.10 V/m; Power Drift = 0.11 dB
Peak SAR (extrapolated) = 0.217 W/kg
SAR(1 g) = 0.110 W/kg; SAR(10 g) = 0.056 W/kg
Maximum value of SAR (measured) = 0.170 W/kg

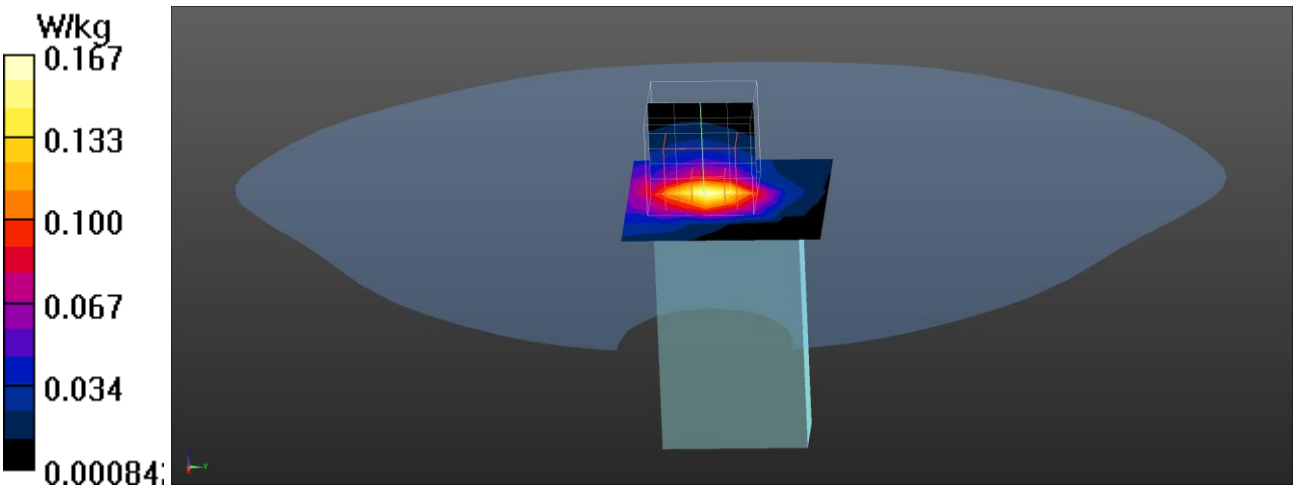

Test Laboratory: DEKRA Date/Time: 2020/04/17

WCDMA Band2 RMC_9400_Bottom_5mm
DUT: MOBILE DEVICE 5; Type: DC-MD5-01
Communication System: UID 0, FCC WCDMA_Band-2; Frequency: 1880 MHz;
Communication System PAR: 0 dB
Medium parameters used: f = 1880 MHz; σ = 1.37 S/m; ε_r = 40.93; ρ = 1000 kg/m^3
Phantom section: Flat Section
Ambient Temperature (°C) : 23.6, Liquid Temperature (°C) : 22.4
Measurement Standard: DASY5 (IEEE/IEC/ANSI C63.19-2011)
DASY5 Configuration:

- Probe: EX3DV4 - SN3698; ConvF(7.59, 7.59, 7.59); Calibrated: 2019/11/22;
- Sensor-Surface: 1.4mm (Mechanical Surface Detection)
- Electronics: DAE4 Sn1207; Calibrated: 2019/11/14
- Phantom: SAM with left table; Type: SAM;
- Measurement SW: DASY52, Version 52.10 (0); SEMCAD X Version 14.6.10 (7417)

Configuration/Head/Area Scan (6x6x1): Measurement grid: dx=12mm, dy=12mm
Maximum value of SAR (measured) = 1.24 W/kg

Configuration/Head/Zoom Scan (5x5x7) (5x5x7)/Cube 0: Measurement grid: dx=8mm, dy=8mm, dz=5mm
Reference Value = 24.19 V/m; Power Drift = -0.02 dB
Peak SAR (extrapolated) = 1.56 W/kg
SAR(1 g) = 0.692 W/kg; SAR(10 g) = 0.297 W/kg
Maximum value of SAR (measured) = 1.26 W/kg

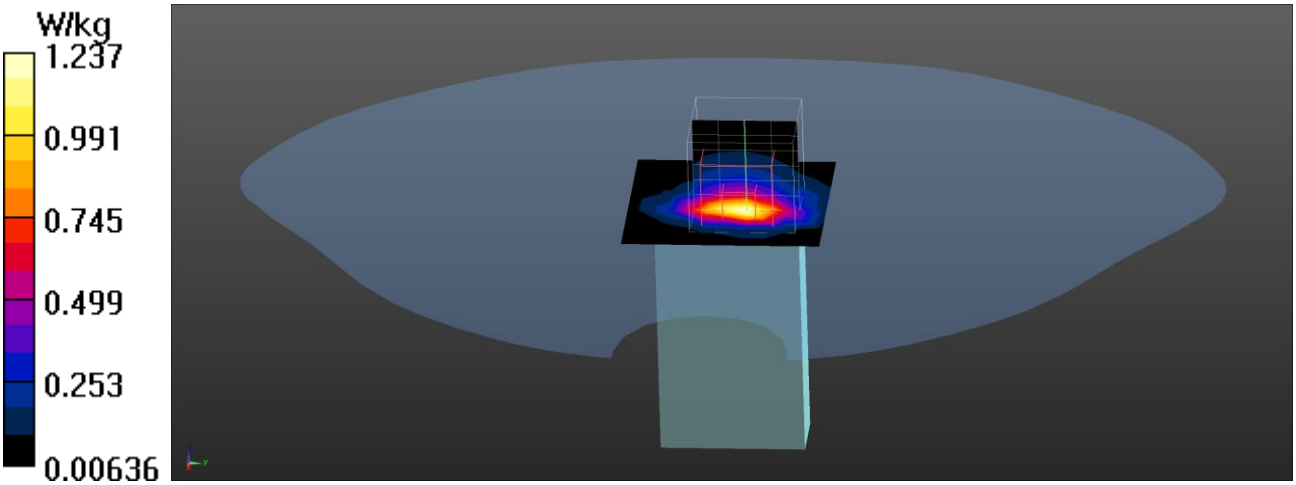

WCDMA RMC Band 2 EUT Back (5mm) Z-Axis plot
Channel: 9538

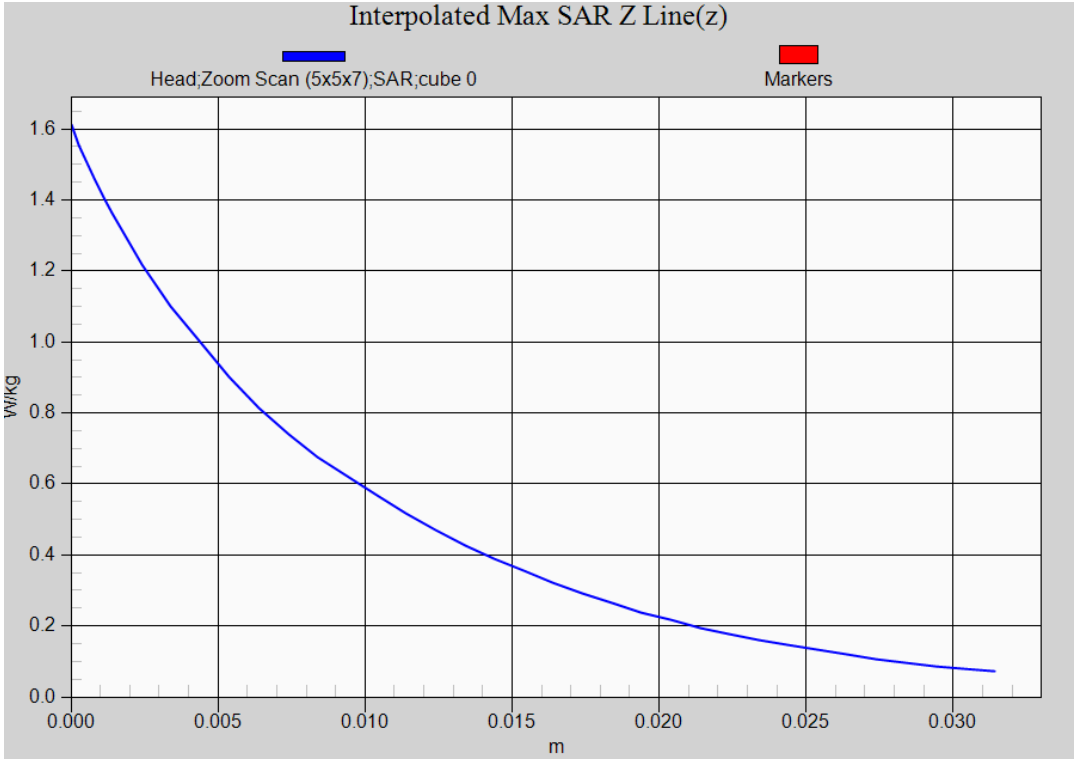

Test Laboratory: DEKRA Date/Time: 2020/04/18

WCDMA Band4 RMC_1413_Front_5mm
DUT: MOBILE DEVICE 5; Type: DC-MD5-01
Communication System: UID 0, FCC WCDMA_Band 4; Frequency: 1732.6 MHz;
Communication System PAR: 0 dB
Medium parameters used: f = 1732.6 MHz; σ = 1.35 S/m; ε_r = 40.81; ρ = 1000 kg/m^3
Phantom section: Flat Section
Ambient Temperature (°C) : 23.4, Liquid Temperature (°C) : 22.3
Measurement Standard: DASY5 (IEEE/IEC/ANSI C63.19-2011)
DASY5 Configuration:

- Probe: EX3DV4 - SN3698; ConvF(7.92, 7.92, 7.92); Calibrated: 2019/11/22;
- Sensor-Surface: 1.4mm (Mechanical Surface Detection)
- Electronics: DAE4 Sn1207; Calibrated: 2019/11/14
- Phantom: SAM with left table; Type: SAM;
- Measurement SW: DASY52, Version 52.10 (0); SEMCAD X Version 14.6.10 (7417)

Configuration/Head/Area Scan (6x9x1): Measurement grid: dx=12mm, dy=12mm
Maximum value of SAR (measured) = 0.823 W/kg

Configuration/Head/Zoom Scan (5x5x7) (5x5x7)/Cube 0: Measurement grid: dx=8mm, dy=8mm, dz=5mm
Reference Value = 18.72 V/m; Power Drift = -0.11 dB
Peak SAR (extrapolated) = 1.06 W/kg
SAR(1 g) = 0.510 W/kg; SAR(10 g) = 0.246 W/kg
Maximum value of SAR (measured) = 0.875 W/kg

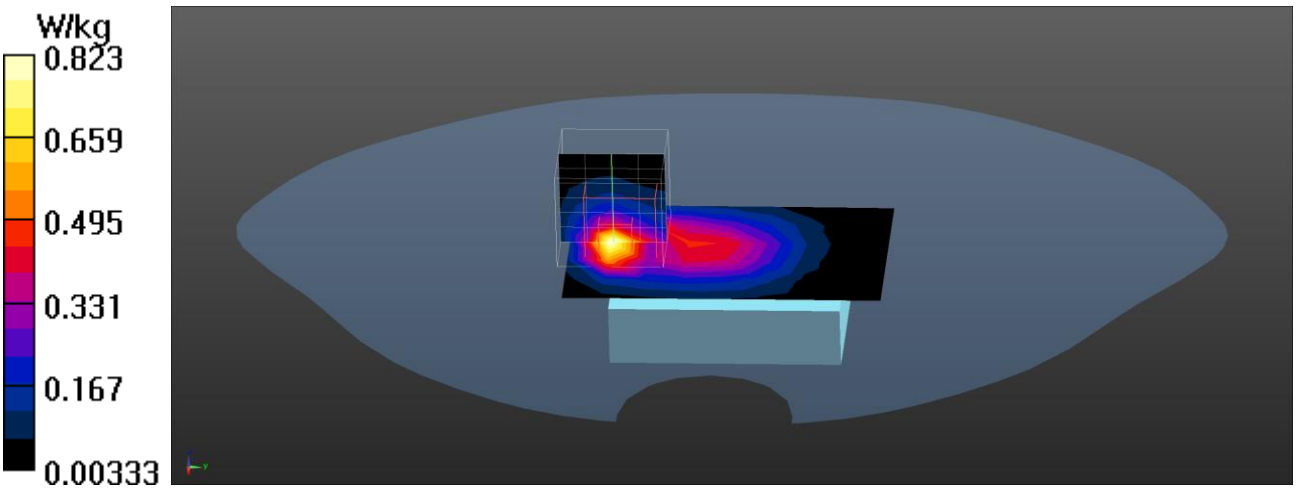

Test Laboratory: DEKRA Date/Time: 2020/04/18

WCDMA Band4 RMC_1312_Back_5mm
DUT: MOBILE DEVICE 5; Type: DC-MD5-01
Communication System: UID 0, FCC WCDMA_Band 4; Frequency: 1712.4 MHz;
Communication System PAR: 0 dB
Medium parameters used: f = 1712.4 MHz; σ = 1.33 S/m; ε_r = 41.12; ρ = 1000 kg/m^3
Phantom section: Flat Section
Ambient Temperature (°C) : 23.4, Liquid Temperature (°C) : 22.3
Measurement Standard: DASY5 (IEEE/IEC/ANSI C63.19-2011)
DASY5 Configuration:

- Probe: EX3DV4 - SN3698; ConvF(7.92, 7.92, 7.92); Calibrated: 2019/11/22;
- Sensor-Surface: 1.4mm (Mechanical Surface Detection)
- Electronics: DAE4 Sn1207; Calibrated: 2019/11/14
- Phantom: SAM with left table; Type: SAM;
- Measurement SW: DASY52, Version 52.10 (0); SEMCAD X Version 14.6.10 (7417)

Configuration/Head/Area Scan (6x9x1): Measurement grid: dx=12mm, dy=12mm
Maximum value of SAR (measured) = 1.07 W/kg

Configuration/Head/Zoom Scan (5x5x7) (5x5x7)/Cube 0: Measurement grid: dx=8mm, dy=8mm, dz=5mm
Reference Value = 28.82 V/m; Power Drift = 0.04 dB
Peak SAR (extrapolated) = 1.35 W/kg
SAR(1 g) = 0.860 W/kg; SAR(10 g) = 0.520 W/kg
Maximum value of SAR (measured) = 1.18 W/kg

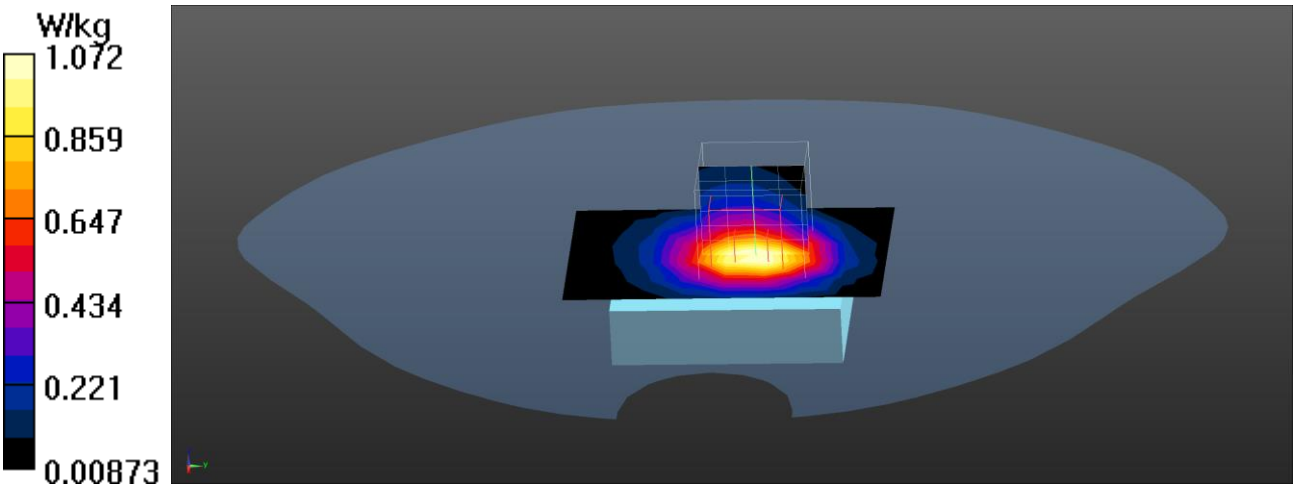

Test Laboratory: DEKRA Date/Time: 2020/04/18

WCDMA Band4 RMC_1413_Back_5mm
DUT: MOBILE DEVICE 5; Type: DC-MD5-01
Communication System: UID 0, FCC WCDMA_Band 4; Frequency: 1732.6 MHz;
Communication System PAR: 0 dB
Medium parameters used: f = 1732.6 MHz; σ = 1.35 S/m; ε_r = 40.81; ρ = 1000 kg/m^3
Phantom section: Flat Section
Ambient Temperature (°C) : 23.4, Liquid Temperature (°C) : 22.3
Measurement Standard: DASY5 (IEEE/IEC/ANSI C63.19-2011)
DASY5 Configuration:

- Probe: EX3DV4 - SN3698; ConvF(7.92, 7.92, 7.92); Calibrated: 2019/11/22;
- Sensor-Surface: 1.4mm (Mechanical Surface Detection)
- Electronics: DAE4 Sn1207; Calibrated: 2019/11/14
- Phantom: SAM with left table; Type: SAM;
- Measurement SW: DASY52, Version 52.10 (0); SEMCAD X Version 14.6.10 (7417)

Configuration/Head/Area Scan (6x9x1): Measurement grid: dx=12mm, dy=12mm
Maximum value of SAR (measured) = 1.04 W/kg

Configuration/Head/Zoom Scan (5x5x7) (5x5x7)/Cube 0: Measurement grid: dx=8mm, dy=8mm, dz=5mm
Reference Value = 27.91 V/m; Power Drift = -0.02 dB
Peak SAR (extrapolated) = 1.30 W/kg
SAR(1 g) = 0.822 W/kg; SAR(10 g) = 0.495 W/kg
Maximum value of SAR (measured) = 1.13 W/kg

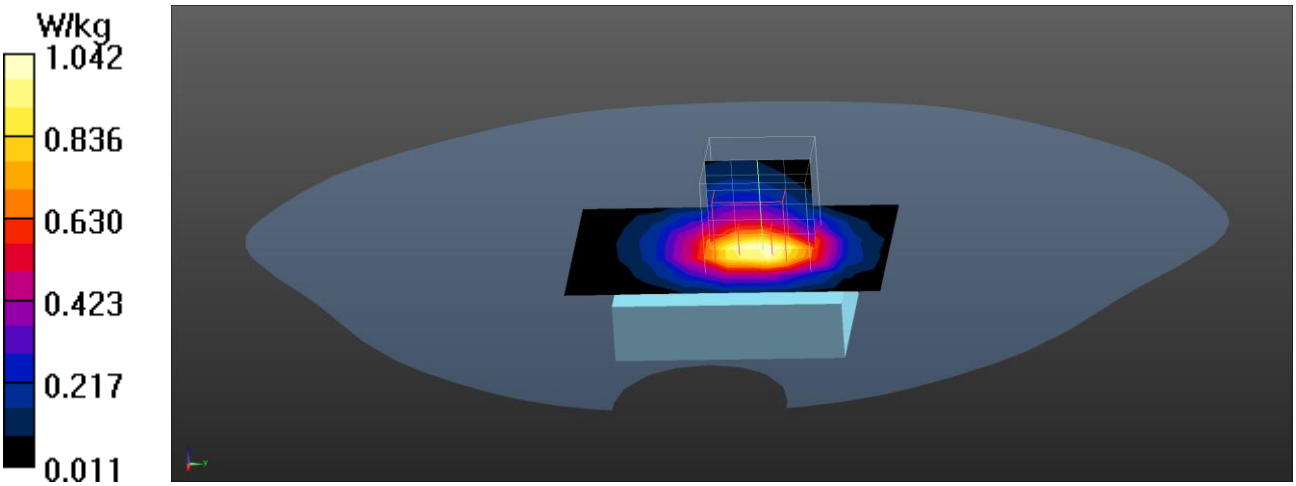

Test Laboratory: DEKRA Date/Time: 2020/04/18

WCDMA Band4 RMC_1513_Back_5mm
DUT: MOBILE DEVICE 5; Type: DC-MD5-01
Communication System: UID 0, FCC WCDMA_Band 4; Frequency: 1752.6 MHz;
Communication System PAR: 0 dB
Medium parameters used: f = 1752.6 MHz; σ = 1.38 S/m; ε_r = 40.57; ρ = 1000 kg/m^3
Phantom section: Flat Section
Ambient Temperature (°C) : 23.4, Liquid Temperature (°C) : 22.3
Measurement Standard: DASY5 (IEEE/IEC/ANSI C63.19-2011)
DASY5 Configuration:

- Probe: EX3DV4 - SN3698; ConvF(7.92, 7.92, 7.92); Calibrated: 2019/11/22;
- Sensor-Surface: 1.4mm (Mechanical Surface Detection)
- Electronics: DAE4 Sn1207; Calibrated: 2019/11/14
- Phantom: SAM with left table; Type: SAM;
- Measurement SW: DASY52, Version 52.10 (0); SEMCAD X Version 14.6.10 (7417)

Configuration/Head/Area Scan (6x9x1): Measurement grid: dx=12mm, dy=12mm
Maximum value of SAR (measured) = 1.02 W/kg

Configuration/Head/Zoom Scan (5x5x7) (5x5x7)/Cube 0: Measurement grid: dx=8mm, dy=8mm, dz=5mm
Reference Value = 29.07 V/m; Power Drift = -0.06 dB
Peak SAR (extrapolated) = 1.33 W/kg
SAR(1 g) = 0.841 W/kg; SAR(10 g) = 0.504 W/kg
Maximum value of SAR (measured) = 1.15 W/kg

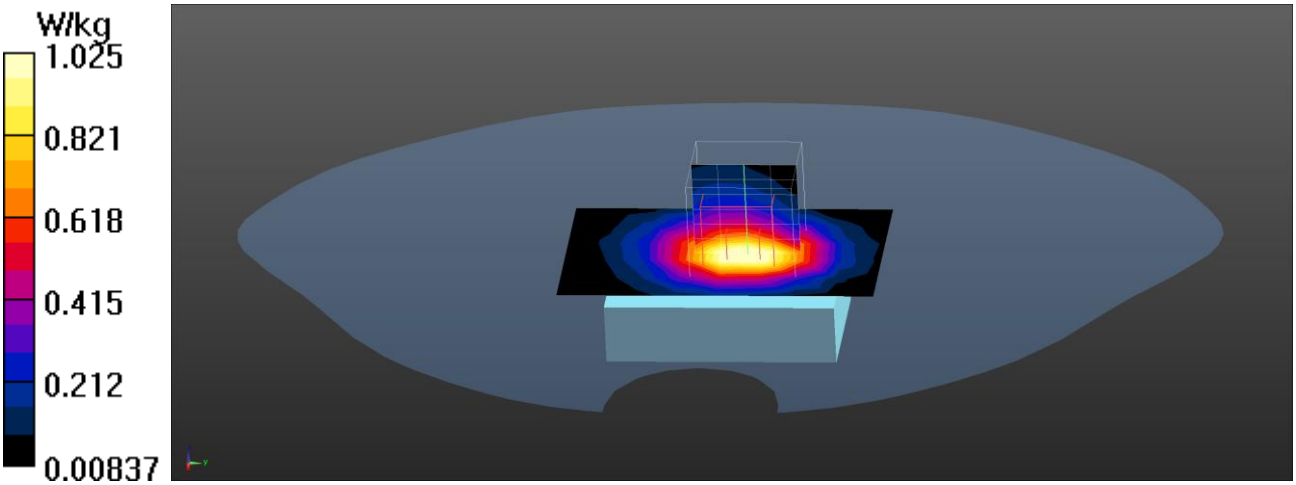

Test Laboratory: DEKRA Date/Time: 2020/04/18

WCDMA Band4 RMC_1413_Left-Side_5mm
DUT: MOBILE DEVICE 5; Type: DC-MD5-01
Communication System: UID 0, FCC WCDMA_Band 4; Frequency: 1732.6 MHz;
Communication System PAR: 0 dB
Medium parameters used: f = 1732.6 MHz; σ = 1.35 S/m; ε_r = 40.81; ρ = 1000 kg/m^3
Phantom section: Flat Section
Ambient Temperature (°C) : 23.4, Liquid Temperature (°C) : 22.3
Measurement Standard: DASY5 (IEEE/IEC/ANSI C63.19-2011)
DASY5 Configuration:

- Probe: EX3DV4 - SN3698; ConvF(7.92, 7.92, 7.92); Calibrated: 2019/11/22;
- Sensor-Surface: 1.4mm (Mechanical Surface Detection)
- Electronics: DAE4 Sn1207; Calibrated: 2019/11/14
- Phantom: SAM with left table; Type: SAM;
- Measurement SW: DASY52, Version 52.10 (0); SEMCAD X Version 14.6.10 (7417)

Configuration/Head/Area Scan (6x9x1): Measurement grid: dx=12mm, dy=12mm
Maximum value of SAR (measured) = 0.666 W/kg

Configuration/Head/Zoom Scan (5x5x7) (5x5x7)/Cube 0: Measurement grid: dx=8mm, dy=8mm, dz=5mm
Reference Value = 22.89 V/m; Power Drift = 0.06 dB
Peak SAR (extrapolated) = 0.844 W/kg
SAR(1 g) = 0.509 W/kg; SAR(10 g) = 0.301 W/kg
Maximum value of SAR (measured) = 0.727 W/kg

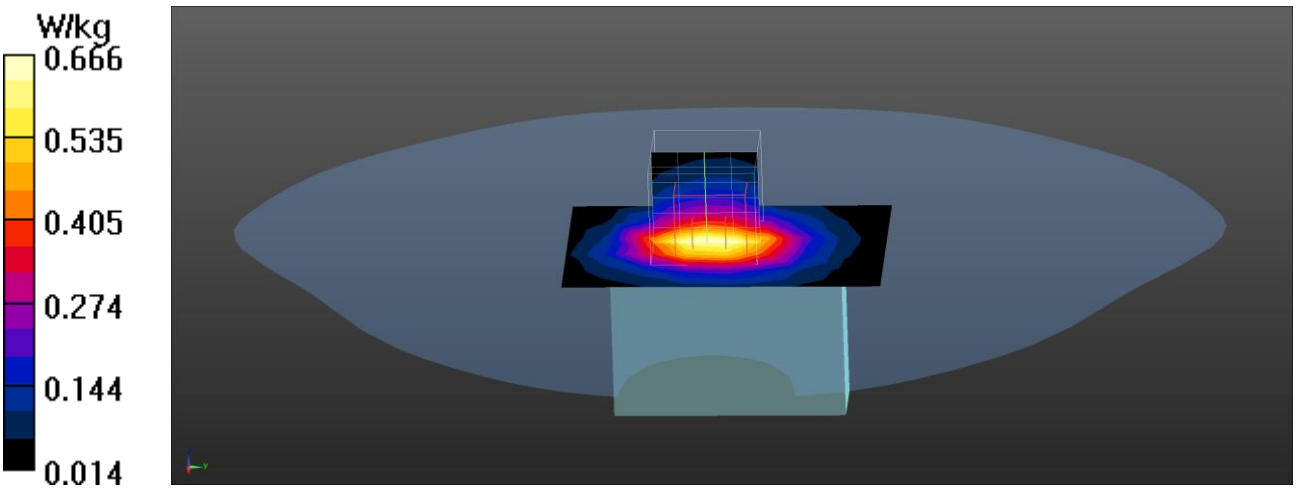

Test Laboratory: DEKRA Date/Time: 2020/04/18

WCDMA Band4 RMC_1413_Right-Side_5mm
DUT: MOBILE DEVICE 5; Type: DC-MD5-01
Communication System: UID 0, FCC WCDMA_Band 4; Frequency: 1732.6 MHz;
Communication System PAR: 0 dB
Medium parameters used: f = 1732.6 MHz; σ = 1.35 S/m; ε_r = 40.81; ρ = 1000 kg/m^3
Phantom section: Flat Section
Ambient Temperature (°C) : 23.4, Liquid Temperature (°C) : 22.3
Measurement Standard: DASY5 (IEEE/IEC/ANSI C63.19-2011)
DASY5 Configuration:

- Probe: EX3DV4 - SN3698; ConvF(7.92, 7.92, 7.92); Calibrated: 2019/11/22;
- Sensor-Surface: 1.4mm (Mechanical Surface Detection)
- Electronics: DAE4 Sn1207; Calibrated: 2019/11/14
- Phantom: SAM with left table; Type: SAM;
- Measurement SW: DASY52, Version 52.10 (0); SEMCAD X Version 14.6.10 (7417)

Configuration/Head/Area Scan (6x9x1): Measurement grid: dx=12mm, dy=12mm
Maximum value of SAR (measured) = 0.229 W/kg

Configuration/Head/Zoom Scan (5x5x7) (5x5x7)/Cube 0: Measurement grid: dx=8mm, dy=8mm, dz=5mm
Reference Value = 13.74 V/m; Power Drift = -0.11 dB
Peak SAR (extrapolated) = 0.283 W/kg
SAR(1 g) = 0.167 W/kg; SAR(10 g) = 0.095 W/kg
Maximum value of SAR (measured) = 0.240 W/kg

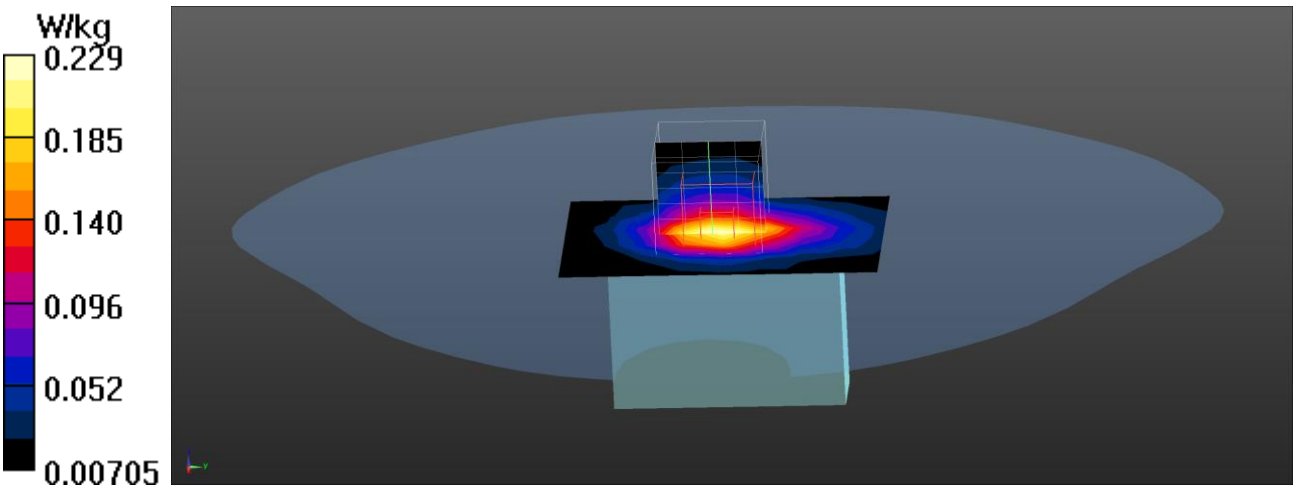

Test Laboratory: DEKRA Date/Time: 2020/04/18

WCDMA Band4 RMC_1413_Top_5mm
DUT: MOBILE DEVICE 5; Type: DC-MD5-01
Communication System: UID 0, FCC WCDMA_Band 4; Frequency: 1732.6 MHz;
Communication System PAR: 0 dB
Medium parameters used: f = 1732.6 MHz; σ = 1.35 S/m; ε_r = 40.81; ρ = 1000 kg/m^3
Phantom section: Flat Section
Ambient Temperature (°C) : 23.4, Liquid Temperature (°C) : 22.3
Measurement Standard: DASY5 (IEEE/IEC/ANSI C63.19-2011)
DASY5 Configuration:

- Probe: EX3DV4 - SN3698; ConvF(7.92, 7.92, 7.92); Calibrated: 2019/11/22;
- Sensor-Surface: 1.4mm (Mechanical Surface Detection)
- Electronics: DAE4 Sn1207; Calibrated: 2019/11/14
- Phantom: SAM with left table; Type: SAM;
- Measurement SW: DASY52, Version 52.10 (0); SEMCAD X Version 14.6.10 (7417)

Configuration/Head/Area Scan (6x6x1): Measurement grid: dx=12mm, dy=12mm
Maximum value of SAR (measured) = 0.0845 W/kg

Configuration/Head/Zoom Scan (5x5x7) (5x5x7)/Cube 0: Measurement grid: dx=8mm, dy=8mm, dz=5mm
Reference Value = 7.324 V/m; Power Drift = 0.08 dB
Peak SAR (extrapolated) = 0.0990 W/kg
SAR(1 g) = 0.056 W/kg; SAR(10 g) = 0.033 W/kg
Maximum value of SAR (measured) = 0.0831 W/kg

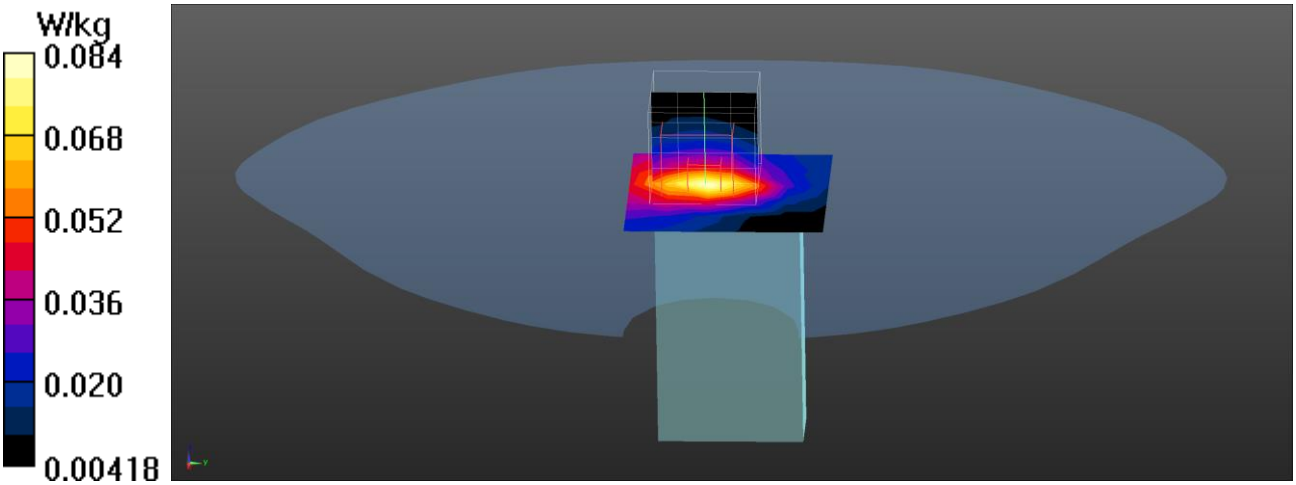

Test Laboratory: DEKRA Date/Time: 2020/04/18

WCDMA Band4 RMC_1413_Bottom_5mm
DUT: MOBILE DEVICE 5; Type: DC-MD5-01
Communication System: UID 0, FCC WCDMA_Band 4; Frequency: 1732.6 MHz;
Communication System PAR: 0 dB
Medium parameters used: f = 1732.6 MHz; σ = 1.35 S/m; ε_r = 40.81; ρ = 1000 kg/m^3
Phantom section: Flat Section
Ambient Temperature (°C) : 23.4, Liquid Temperature (°C) : 22.3
Measurement Standard: DASY5 (IEEE/IEC/ANSI C63.19-2011)
DASY5 Configuration:

- Probe: EX3DV4 - SN3698; ConvF(7.92, 7.92, 7.92); Calibrated: 2019/11/22;
- Sensor-Surface: 1.4mm (Mechanical Surface Detection)
- Electronics: DAE4 Sn1207; Calibrated: 2019/11/14
- Phantom: SAM with left table; Type: SAM;
- Measurement SW: DASY52, Version 52.10 (0); SEMCAD X Version 14.6.10 (7417)

Configuration/Head/Area Scan (6x6x1): Measurement grid: dx=12mm, dy=12mm
Maximum value of SAR (measured) = 0.616 W/kg

Configuration/Head/Zoom Scan (5x5x7) (5x5x7)/Cube 0: Measurement grid: dx=8mm, dy=8mm, dz=5mm
Reference Value = 18.75 V/m; Power Drift = 0.03 dB
Peak SAR (extrapolated) = 0.769 W/kg
SAR(1 g) = 0.372 W/kg; SAR(10 g) = 0.167 W/kg
Maximum value of SAR (measured) = 0.643 W/kg

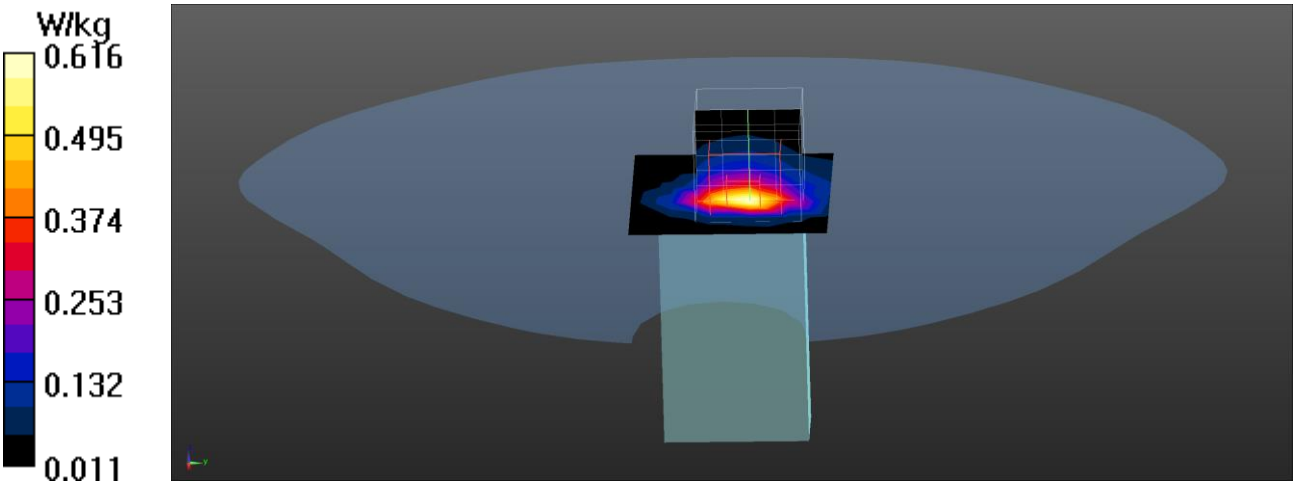

WCDMA RMC Band 4 EUT Back (5mm) Z-Axis plot
Channel: 1312

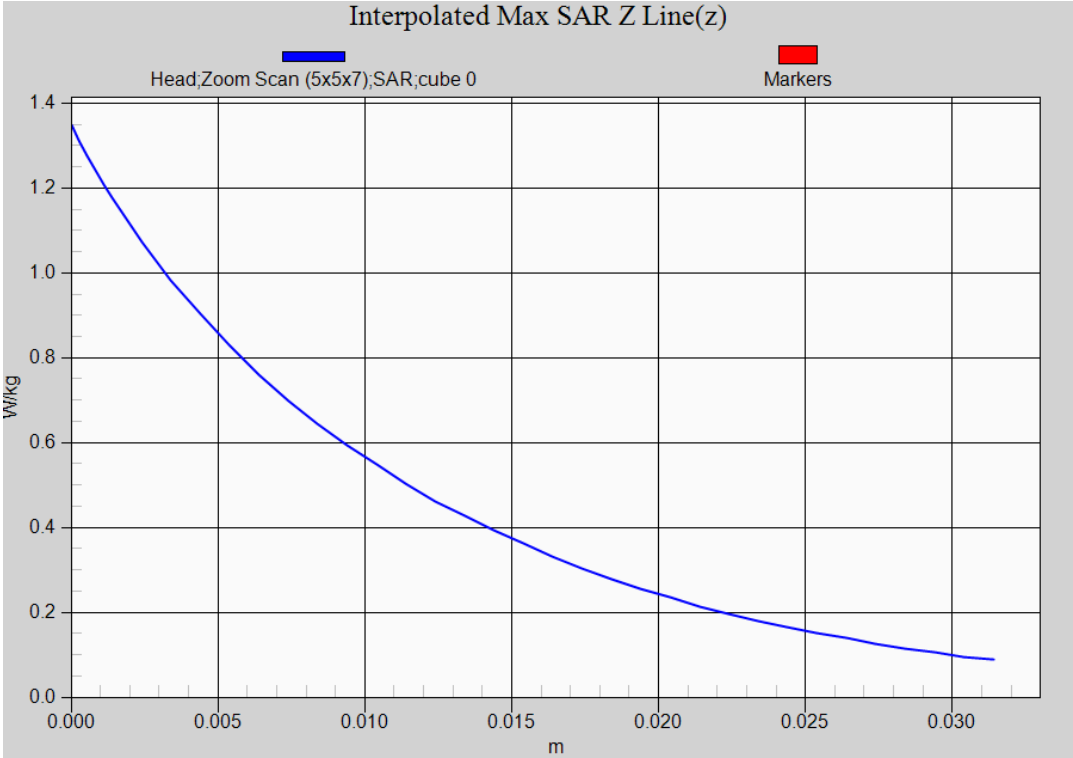

Test Laboratory: DEKRA Date/Time: 2020/04/11

WCDMA Band5 RMC _4183_Front_5mm
DUT: MOBILE DEVICE 5; Type: DC-MD5-01
Communication System: UID 0, FCC WCDMA_Band-5; Frequency: 836.6 MHz;
Communication System PAR: 0 dB
Medium parameters used: f = 836.6 MHz; σ = 0.91 S/m; ε_r = 41.65; ρ = 1000 kg/m^3
Phantom section: Flat Section
Ambient Temperature (°C) : 23.8, Liquid Temperature (°C) : 22.6
Measurement Standard: DASY5 (IEEE/IEC/ANSI C63.19-2011)
DASY5 Configuration:

- Probe: EX3DV4 - SN3698; ConvF(8.91, 8.91, 8.91); Calibrated: 2019/11/22;
- Sensor-Surface: 1.4mm (Mechanical Surface Detection)
- Electronics: DAE4 Sn1207; Calibrated: 2019/11/14
- Phantom: SAM with right table; Type: SAM;
- Measurement SW: DASY52, Version 52.10 (0); SEMCAD X Version 14.6.10 (7417)

Configuration/Head/Area Scan (6x9x1): Measurement grid: dx=12mm, dy=12mm
Maximum value of SAR (measured) = 0.684 W/kg

Configuration/Head/Zoom Scan (5x5x7) (5x5x7)/Cube 0: Measurement grid: dx=8mm, dy=8mm, dz=5mm
Reference Value = 28.81 V/m; Power Drift = -0.11 dB
Peak SAR (extrapolated) = 0.754 W/kg
SAR(1 g) = 0.473 W/kg; SAR(10 g) = 0.286 W/kg
Maximum value of SAR (measured) = 0.658 W/kg

Configuration/Head/Zoom Scan (5x5x7) (5x5x7)/Cube 1: Measurement grid: dx=8mm, dy=8mm, dz=5mm
Reference Value = 28.81 V/m; Power Drift = -0.11 dB
Peak SAR (extrapolated) = 1.57 W/kg
SAR(1 g) = 0.559 W/kg; SAR(10 g) = 0.346 W/kg
Maximum value of SAR (measured) = 0.673 W/kg

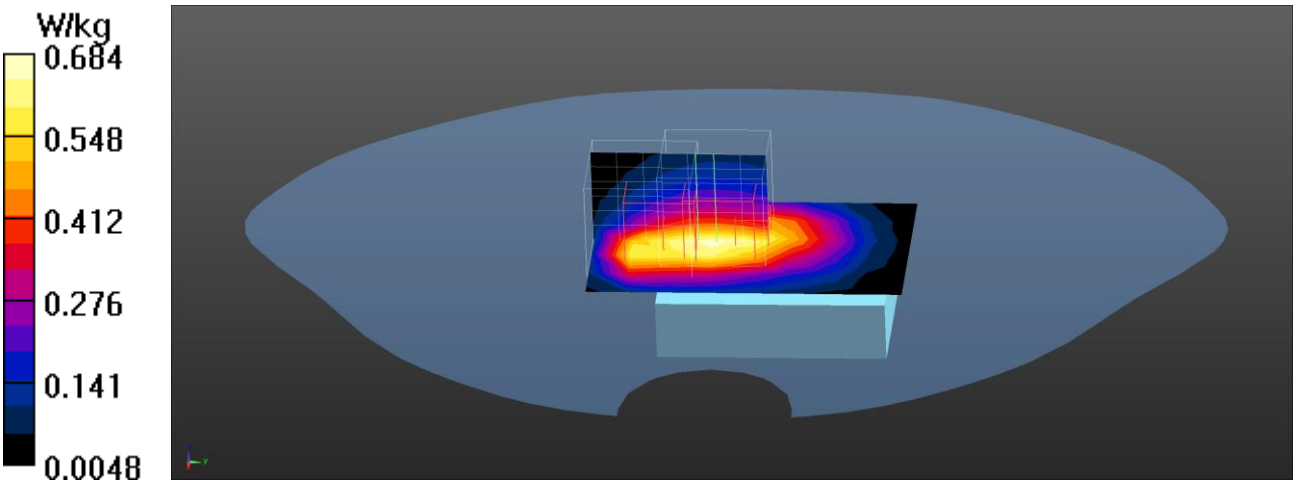

Test Laboratory: DEKRA Date/Time: 2020/04/11

WCDMA Band5 RMC _4132_Back_5mm
DUT: MOBILE DEVICE 5; Type: DC-MD5-01
Communication System: UID 0, FCC WCDMA_Band-5; Frequency: 826.4 MHz;
Communication System PAR: 0 dB
Medium parameters used: f = 826.4 MHz; σ = 0.9 S/m; ε_r = 41.77; ρ = 1000 kg/m^3
Phantom section: Flat Section
Ambient Temperature (°C) : 23.8, Liquid Temperature (°C) : 22.6
Measurement Standard: DASY5 (IEEE/IEC/ANSI C63.19-2011)
DASY5 Configuration:

- Probe: EX3DV4 - SN3698; ConvF(8.91, 8.91, 8.91); Calibrated: 2019/11/22;
- Sensor-Surface: 1.4mm (Mechanical Surface Detection)
- Electronics: DAE4 Sn1207; Calibrated: 2019/11/14
- Phantom: SAM with right table; Type: SAM;
- Measurement SW: DASY52, Version 52.10 (0); SEMCAD X Version 14.6.10 (7417)

Configuration/Head/Area Scan (6x9x1): Measurement grid: dx=12mm, dy=12mm
Maximum value of SAR (measured) = 1.23 W/kg

Configuration/Head/Zoom Scan (5x5x7) (5x5x7)/Cube 0: Measurement grid: dx=8mm, dy=8mm, dz=5mm
Reference Value = 36.70 V/m; Power Drift = -0.03 dB
Peak SAR (extrapolated) = 1.51 W/kg
SAR(1 g) = 0.798 W/kg; SAR(10 g) = 0.477 W/kg
Maximum value of SAR (measured) = 1.19 W/kg

Configuration/Head/Zoom Scan (5x5x7) (5x5x7)/Cube 1: Measurement grid: dx=8mm, dy=8mm, dz=5mm
Reference Value = 36.70 V/m; Power Drift = -0.03 dB
Peak SAR (extrapolated) = 1.49 W/kg
SAR(1 g) = 0.831 W/kg; SAR(10 g) = 0.522 W/kg
Maximum value of SAR (measured) = 1.20 W/kg

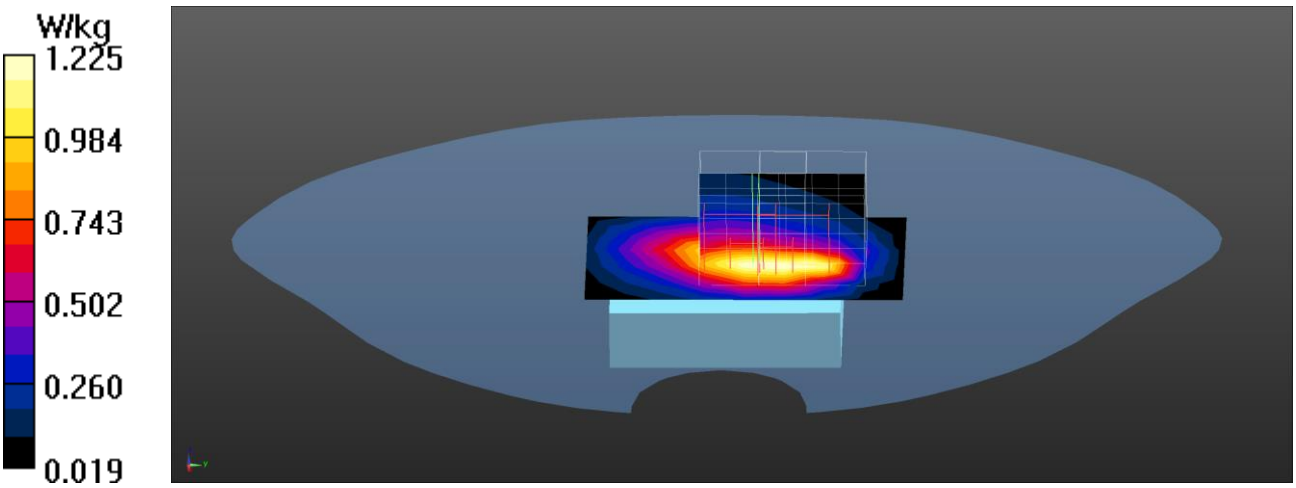

Test Laboratory: DEKRA Date/Time: 2020/04/11

WCDMA Band5 RMC _4183_Back_5mm
DUT: MOBILE DEVICE 5; Type: DC-MD5-01
Communication System: UID 0, FCC WCDMA_Band-5; Frequency: 836.6 MHz;
Communication System PAR: 0 dB
Medium parameters used: f = 836.6 MHz; σ = 0.91 S/m; ε_r = 41.65; ρ = 1000 kg/m^3
Phantom section: Flat Section
Ambient Temperature (°C) : 23.8, Liquid Temperature (°C) : 22.6
Measurement Standard: DASY5 (IEEE/IEC/ANSI C63.19-2011)
DASY5 Configuration:

- Probe: EX3DV4 - SN3698; ConvF(8.91, 8.91, 8.91); Calibrated: 2019/11/22;
- Sensor-Surface: 1.4mm (Mechanical Surface Detection)
- Electronics: DAE4 Sn1207; Calibrated: 2019/11/14
- Phantom: SAM with right table; Type: SAM;
- Measurement SW: DASY52, Version 52.10 (0); SEMCAD X Version 14.6.10 (7417)

Configuration/Head/Area Scan (6x9x1): Measurement grid: dx=12mm, dy=12mm
Maximum value of SAR (measured) = 1.08 W/kg

Configuration/Head/Zoom Scan (5x5x7) (5x5x7)/Cube 0: Measurement grid: dx=8mm, dy=8mm, dz=5mm
Reference Value = 34.90 V/m; Power Drift = -0.15 dB
Peak SAR (extrapolated) = 1.30 W/kg
SAR(1 g) = 0.659 W/kg; SAR(10 g) = 0.387 W/kg
Maximum value of SAR (measured) = 0.991 W/kg

Configuration/Head/Zoom Scan (5x5x7) (5x5x7)/Cube 1: Measurement grid: dx=8mm, dy=8mm, dz=5mm
Reference Value = 34.90 V/m; Power Drift = -0.15 dB
Peak SAR (extrapolated) = 1.14 W/kg
SAR(1 g) = 0.629 W/kg; SAR(10 g) = 0.396 W/kg
Maximum value of SAR (measured) = 0.896 W/kg

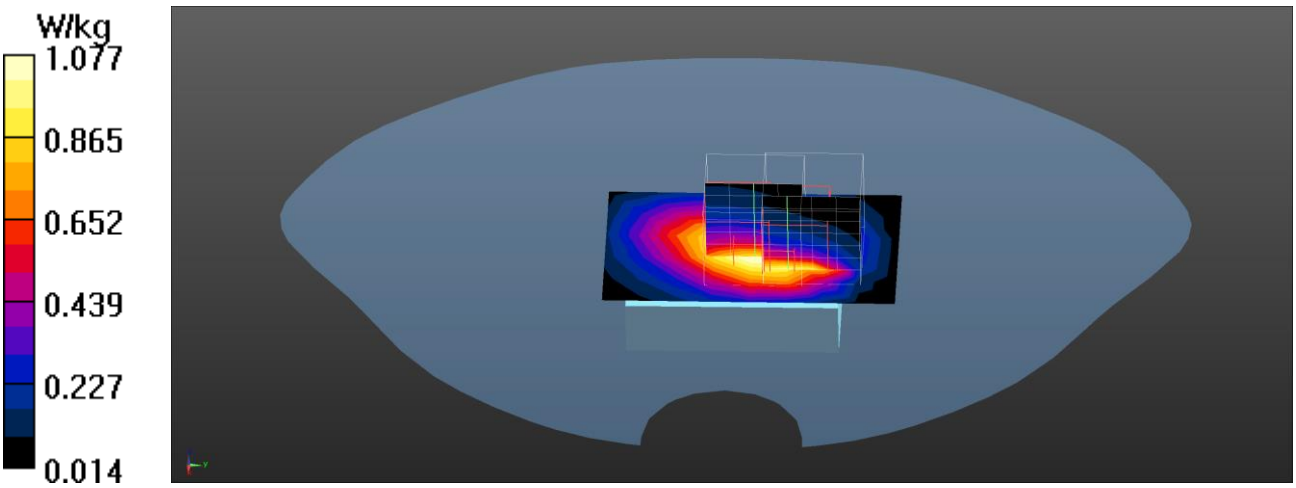

Test Laboratory: DEKRA Date/Time: 2020/04/11

WCDMA Band5 RMC _4233_Back_5mm
DUT: MOBILE DEVICE 5; Type: DC-MD5-01
Communication System: UID 0, FCC WCDMA_Band-5; Frequency: 846.6 MHz;
Communication System PAR: 0 dB
Medium parameters used: f = 846.6 MHz; σ = 0.91 S/m; ε_r = 41.53; ρ = 1000 kg/m^3
Phantom section: Flat Section
Ambient Temperature (°C) : 23.8, Liquid Temperature (°C) : 22.6
Measurement Standard: DASY5 (IEEE/IEC/ANSI C63.19-2011)
DASY5 Configuration:

- Probe: EX3DV4 - SN3698; ConvF(8.91, 8.91, 8.91); Calibrated: 2019/11/22;
- Sensor-Surface: 1.4mm (Mechanical Surface Detection)
- Electronics: DAE4 Sn1207; Calibrated: 2019/11/14
- Phantom: SAM with right table; Type: SAM;
- Measurement SW: DASY52, Version 52.10 (0); SEMCAD X Version 14.6.10 (7417)

Configuration/Head/Area Scan (6x9x1): Measurement grid: dx=12mm, dy=12mm
Maximum value of SAR (measured) = 1.05 W/kg

Configuration/Head/Zoom Scan (5x5x7) (5x5x7)/Cube 0: Measurement grid: dx=8mm, dy=8mm, dz=5mm
Reference Value = 34.47 V/m; Power Drift = 0.08 dB
Peak SAR (extrapolated) = 1.30 W/kg
SAR(1 g) = 0.696 W/kg; SAR(10 g) = 0.413 W/kg
Maximum value of SAR (measured) = 1.06 W/kg

Configuration/Head/Zoom Scan (5x5x7) (5x5x7)/Cube 1: Measurement grid: dx=8mm, dy=8mm, dz=5mm
Reference Value = 34.47 V/m; Power Drift = 0.08 dB
Peak SAR (extrapolated) = 1.27 W/kg
SAR(1 g) = 0.765 W/kg; SAR(10 g) = 0.486 W/kg
Maximum value of SAR (measured) = 1.08 W/kg

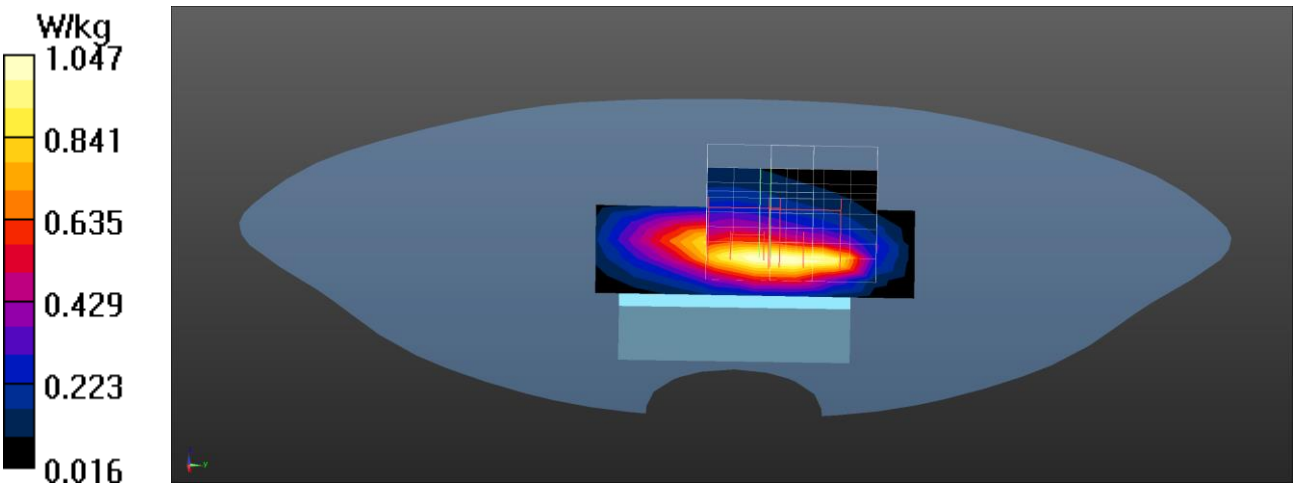

Test Laboratory: DEKRA Date/Time: 2020/04/11

WCDMA Band5 RMC _4183_Left-Side_5mm
DUT: MOBILE DEVICE 5; Type: DC-MD5-01
Communication System: UID 0, FCC WCDMA_Band-5; Frequency: 836.6 MHz;
Communication System PAR: 0 dB
Medium parameters used: f = 836.6 MHz; σ = 0.91 S/m; ε_r = 41.65; ρ = 1000 kg/m^3
Phantom section: Flat Section
Ambient Temperature (°C) : 23.8, Liquid Temperature (°C) : 22.6
Measurement Standard: DASY5 (IEEE/IEC/ANSI C63.19-2011)
DASY5 Configuration:

- Probe: EX3DV4 - SN3698; ConvF(8.91, 8.91, 8.91); Calibrated: 2019/11/22;
- Sensor-Surface: 1.4mm (Mechanical Surface Detection)
- Electronics: DAE4 Sn1207; Calibrated: 2019/11/14
- Phantom: SAM with right table; Type: SAM;
- Measurement SW: DASY52, Version 52.10 (0); SEMCAD X Version 14.6.10 (7417)

Configuration/Head/Area Scan (6x9x1): Measurement grid: dx=12mm, dy=12mm
Maximum value of SAR (measured) = 0.370 W/kg

Configuration/Head/Zoom Scan (5x5x7) (5x5x7)/Cube 0: Measurement grid: dx=8mm, dy=8mm, dz=5mm
Reference Value = 21.61 V/m; Power Drift = -0.07 dB
Peak SAR (extrapolated) = 0.528 W/kg
SAR(1 g) = 0.271 W/kg; SAR(10 g) = 0.168 W/kg
Maximum value of SAR (measured) = 0.421 W/kg

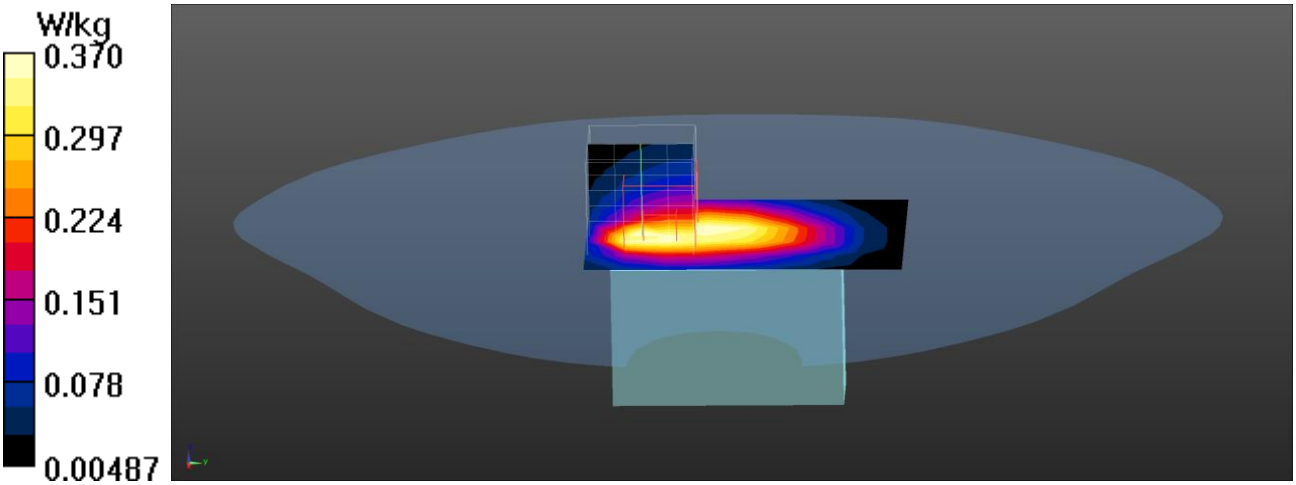

Test Laboratory: DEKRA Date/Time: 2020/04/11

WCDMA Band5 RMC _4183_Right-Side_5mm
DUT: MOBILE DEVICE 5; Type: DC-MD5-01
Communication System: UID 0, FCC WCDMA_Band-5; Frequency: 836.6 MHz;
Communication System PAR: 0 dB
Medium parameters used: f = 836.6 MHz; σ = 0.91 S/m; ε_r = 41.65; ρ = 1000 kg/m^3
Phantom section: Flat Section
Ambient Temperature (°C) : 23.8, Liquid Temperature (°C) : 22.6
Measurement Standard: DASY5 (IEEE/IEC/ANSI C63.19-2011)
DASY5 Configuration:

- Probe: EX3DV4 - SN3698; ConvF(8.91, 8.91, 8.91); Calibrated: 2019/11/22;
- Sensor-Surface: 1.4mm (Mechanical Surface Detection)
- Electronics: DAE4 Sn1207; Calibrated: 2019/11/14
- Phantom: SAM with right table; Type: SAM;
- Measurement SW: DASY52, Version 52.10 (0); SEMCAD X Version 14.6.10 (7417)

Configuration/Head/Area Scan (6x9x1): Measurement grid: dx=12mm, dy=12mm
Maximum value of SAR (measured) = 0.463 W/kg

Configuration/Head/Zoom Scan (5x5x7) (5x5x7)/Cube 0: Measurement grid: dx=8mm, dy=8mm, dz=5mm
Reference Value = 24.08 V/m; Power Drift = -0.12 dB
Peak SAR (extrapolated) = 0.513 W/kg
SAR(1 g) = 0.325 W/kg; SAR(10 g) = 0.212 W/kg
Maximum value of SAR (measured) = 0.443 W/kg

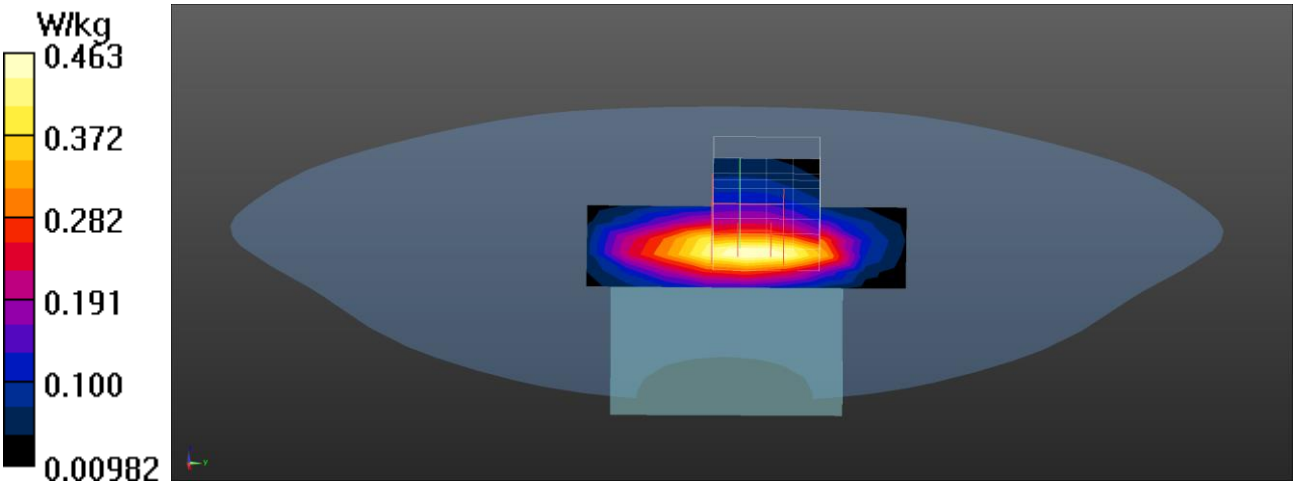

Test Laboratory: DEKRA Date/Time: 2020/04/11

WCDMA Band5 RMC _4183_Top_5mm
DUT: MOBILE DEVICE 5; Type: DC-MD5-01
Communication System: UID 0, FCC WCDMA_Band-5; Frequency: 836.6 MHz;
Communication System PAR: 0 dB
Medium parameters used: f = 836.6 MHz; σ = 0.91 S/m; ε_r = 41.65; ρ = 1000 kg/m^3
Phantom section: Flat Section
Ambient Temperature (°C) : 23.8, Liquid Temperature (°C) : 22.6
Measurement Standard: DASY5 (IEEE/IEC/ANSI C63.19-2011)
DASY5 Configuration:

- Probe: EX3DV4 - SN3698; ConvF(8.91, 8.91, 8.91); Calibrated: 2019/11/22;
- Sensor-Surface: 1.4mm (Mechanical Surface Detection)
- Electronics: DAE4 Sn1207; Calibrated: 2019/11/14
- Phantom: SAM with right table; Type: SAM;
- Measurement SW: DASY52, Version 52.10 (0); SEMCAD X Version 14.6.10 (7417)

Configuration/Head/Area Scan (6x6x1): Measurement grid: dx=12mm, dy=12mm
Maximum value of SAR (measured) = 0.526 W/kg

Configuration/Head/Zoom Scan (5x5x7) (5x5x7)/Cube 0: Measurement grid: dx=8mm, dy=8mm, dz=5mm
Reference Value = 30.20 V/m; Power Drift = -0.07 dB
Peak SAR (extrapolated) = 1.03 W/kg
SAR(1 g) = 0.356 W/kg; SAR(10 g) = 0.171 W/kg
Maximum value of SAR (measured) = 0.691 W/kg

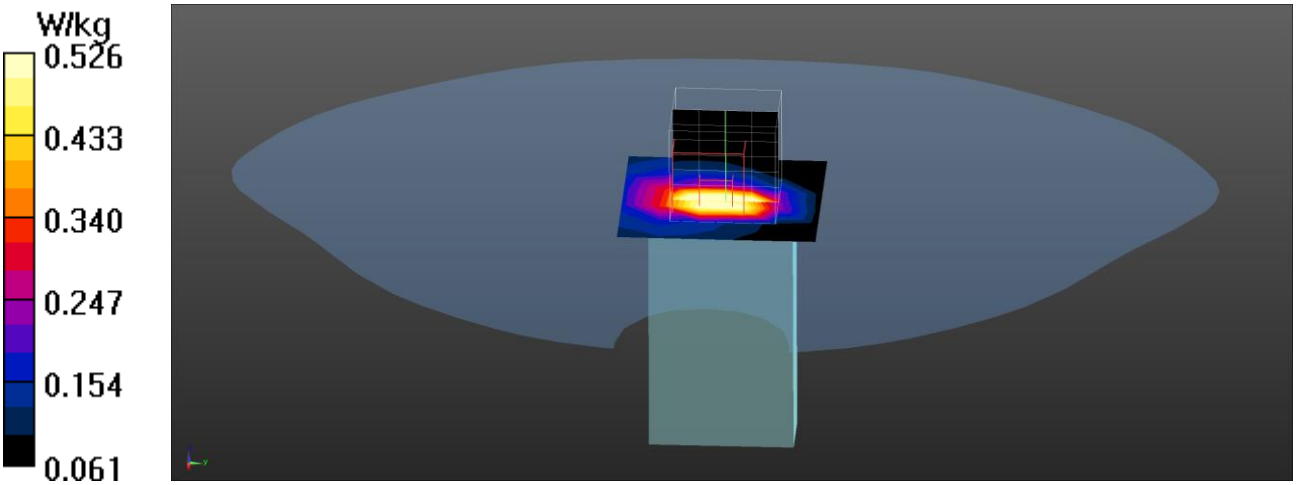

Test Laboratory: DEKRA Date/Time: 2020/04/11

WCDMA Band5 RMC _4183_Bottom_5mm
DUT: MOBILE DEVICE 5; Type: DC-MD5-01
Communication System: UID 0, FCC WCDMA_Band-5; Frequency: 836.6 MHz;
Communication System PAR: 0 dB
Medium parameters used: f = 836.6 MHz; σ = 0.91 S/m; ε_r = 41.65; ρ = 1000 kg/m^3
Phantom section: Flat Section
Ambient Temperature (°C) : 23.8, Liquid Temperature (°C) : 22.6
Measurement Standard: DASY5 (IEEE/IEC/ANSI C63.19-2011)
DASY5 Configuration:

- Probe: EX3DV4 - SN3698; ConvF(8.91, 8.91, 8.91); Calibrated: 2019/11/22;
- Sensor-Surface: 1.4mm (Mechanical Surface Detection)
- Electronics: DAE4 Sn1207; Calibrated: 2019/11/14
- Phantom: SAM with right table; Type: SAM;
- Measurement SW: DASY52, Version 52.10 (0); SEMCAD X Version 14.6.10 (7417)

Configuration/Head/Area Scan (6x6x1): Measurement grid: dx=12mm, dy=12mm
Maximum value of SAR (measured) = 0.482 W/kg

Configuration/Head/Zoom Scan (5x5x7) (5x5x7)/Cube 0: Measurement grid: dx=8mm, dy=8mm, dz=5mm
Reference Value = 17.41 V/m; Power Drift = 0.06 dB
Peak SAR (extrapolated) = 0.642 W/kg
SAR(1 g) = 0.270 W/kg; SAR(10 g) = 0.139 W/kg
Maximum value of SAR (measured) = 0.457 W/kg

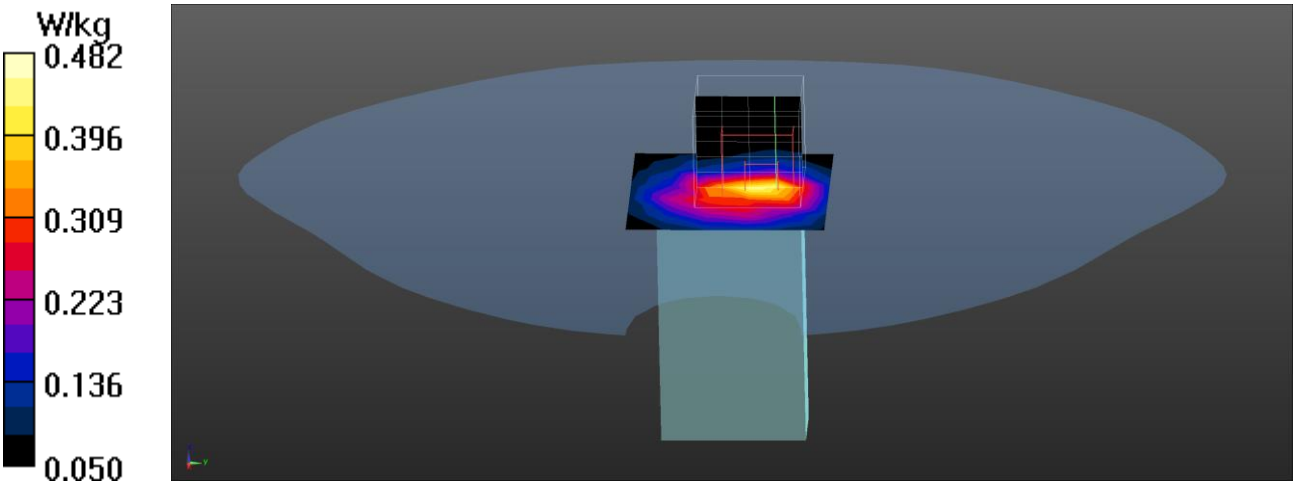

WCDMA RMC Band 5 EUT Back (5mm) Z-Axis plot
Channel: 4132

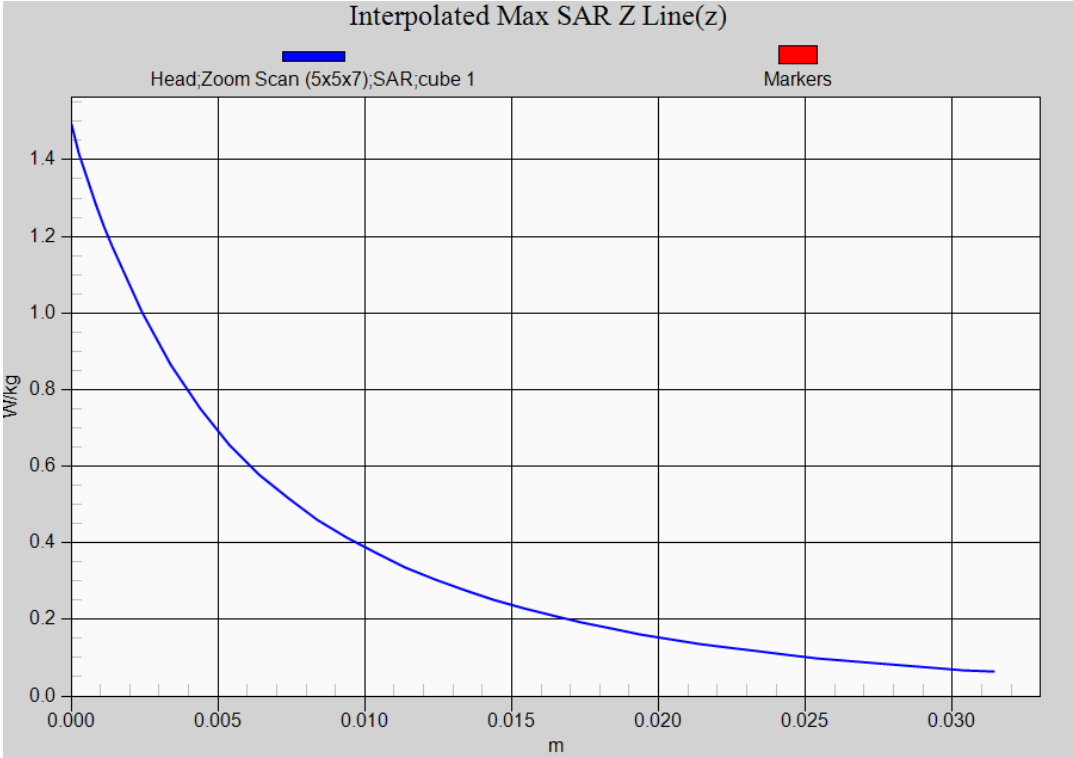

Test Laboratory: DEKRA Date/Time: 2020/04/17

LTE Band2 10M QPSK 1RB-25_18900_Front_5mm
DUT: MOBILE DEVICE 5; Type: DC-MD5-01
Communication System: UID 0, LTE Band2; Frequency: 1880 MHz;
Communication System PAR: 0 dB
Medium parameters used: f = 1880 MHz; σ = 1.37 S/m; ε_r = 40.93; ρ = 1000 kg/m^3
Phantom section: Flat Section
Ambient Temperature (°C) : 23.6, Liquid Temperature (°C) : 22.4
Measurement Standard: DASY5 (IEEE/IEC/ANSI C63.19-2011)
DASY5 Configuration:

- Probe: EX3DV4 - SN3698; ConvF(7.59, 7.59, 7.59); Calibrated: 2019/11/22;
- Sensor-Surface: 1.4mm (Mechanical Surface Detection)
- Electronics: DAE4 Sn1207; Calibrated: 2019/11/14
- Phantom: SAM with left table; Type: SAM;
- Measurement SW: DASY52, Version 52.10 (0); SEMCAD X Version 14.6.10 (7417)

Configuration/Head/Area Scan (6x9x1): Measurement grid: dx=12mm, dy=12mm
Maximum value of SAR (measured) = 1.07 W/kg

Configuration/Head/Zoom Scan (5x5x7) (5x5x7)/Cube 0: Measurement grid: dx=8mm, dy=8mm, dz=5mm
Reference Value = 12.08 V/m; Power Drift = -0.11 dB
Peak SAR (extrapolated) = 1.51 W/kg
SAR(1 g) = 0.692 W/kg; SAR(10 g) = 0.319 W/kg
Maximum value of SAR (measured) = 1.20 W/kg

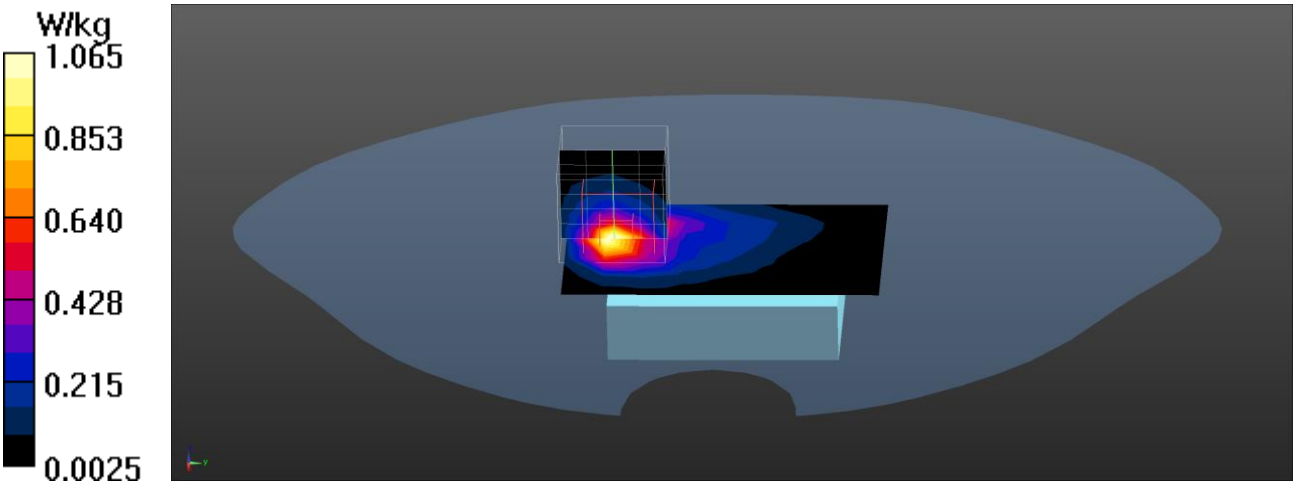

Test Laboratory: DEKRA Date/Time: 2020/04/17

LTE Band2 10M QPSK 1RB-25_18650_Back_5mm
DUT: MOBILE DEVICE 5; Type: DC-MD5-01
Communication System: UID 0, LTE Band2; Frequency: 1855 MHz;
Communication System PAR: 0 dB
Medium parameters used: f = 1855 MHz; σ = 1.35 S/m; ε_r = 41.12; ρ = 1000 kg/m^3
Phantom section: Flat Section
Ambient Temperature (°C) : 23.6, Liquid Temperature (°C) : 22.4
Measurement Standard: DASY5 (IEEE/IEC/ANSI C63.19-2011)
DASY5 Configuration:

- Probe: EX3DV4 - SN3698; ConvF(7.59, 7.59, 7.59); Calibrated: 2019/11/22;
- Sensor-Surface: 1.4mm (Mechanical Surface Detection)
- Electronics: DAE4 Sn1207; Calibrated: 2019/11/14
- Phantom: SAM with left table; Type: SAM;
- Measurement SW: DASY52, Version 52.10 (0); SEMCAD X Version 14.6.10 (7417)

Configuration/Head/Area Scan (6x9x1): Measurement grid: dx=12mm, dy=12mm
Maximum value of SAR (measured) = 1.05 W/kg

Configuration/Head/Zoom Scan (5x5x7) (5x5x7)/Cube 0: Measurement grid: dx=8mm, dy=8mm, dz=5mm
Reference Value = 29.36 V/m; Power Drift = -0.13 dB
Peak SAR (extrapolated) = 1.30 W/kg
SAR(1 g) = 0.770 W/kg; SAR(10 g) = 0.445 W/kg
Maximum value of SAR (measured) = 1.08 W/kg

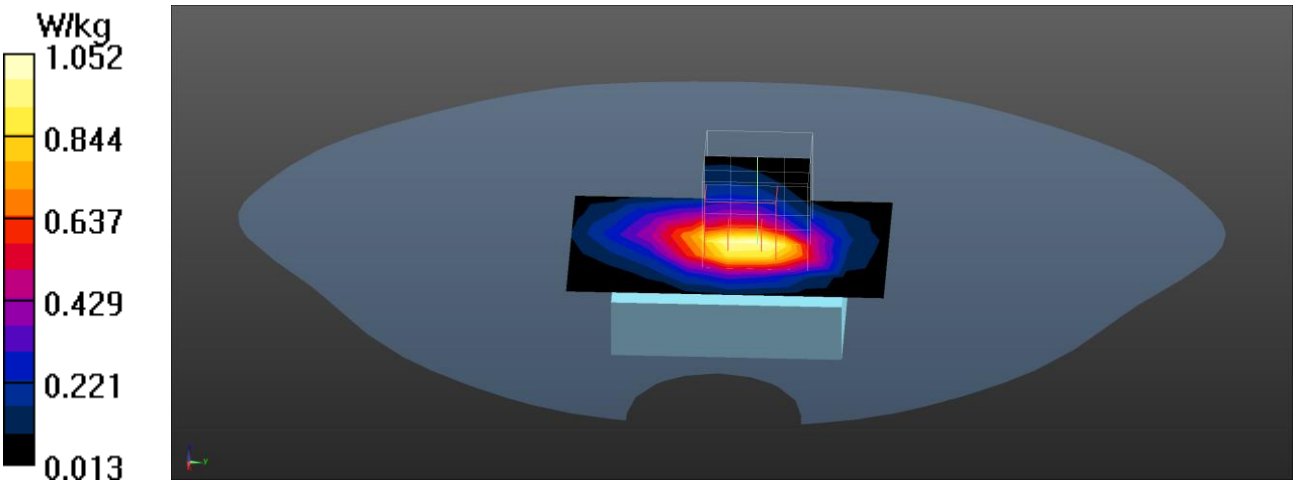

Test Laboratory: DEKRA Date/Time: 2020/04/17

LTE Band2 10M QPSK 1RB-25_18900_Back_5mm
DUT: MOBILE DEVICE 5; Type: DC-MD5-01
Communication System: UID 0, LTE Band2; Frequency: 1880 MHz;
Communication System PAR: 0 dB
Medium parameters used: f = 1880 MHz; σ = 1.37 S/m; ε_r = 40.93; ρ = 1000 kg/m^3
Phantom section: Flat Section
Ambient Temperature (°C) : 23.6, Liquid Temperature (°C) : 22.4
Measurement Standard: DASY5 (IEEE/IEC/ANSI C63.19-2011)
DASY5 Configuration:

- Probe: EX3DV4 - SN3698; ConvF(7.59, 7.59, 7.59); Calibrated: 2019/11/22;
- Sensor-Surface: 1.4mm (Mechanical Surface Detection)
- Electronics: DAE4 Sn1207; Calibrated: 2019/11/14
- Phantom: SAM with left table; Type: SAM;
- Measurement SW: DASY52, Version 52.10 (0); SEMCAD X Version 14.6.10 (7417)

Configuration/Head/Area Scan (6x9x1): Measurement grid: dx=12mm, dy=12mm
Maximum value of SAR (measured) = 1.22 W/kg

Configuration/Head/Zoom Scan (5x5x7) (5x5x7)/Cube 0: Measurement grid: dx=8mm, dy=8mm, dz=5mm
Reference Value = 31.66 V/m; Power Drift = -0.05 dB
Peak SAR (extrapolated) = 1.45 W/kg
SAR(1 g) = 0.868 W/kg; SAR(10 g) = 0.503 W/kg
Maximum value of SAR (measured) = 1.21 W/kg

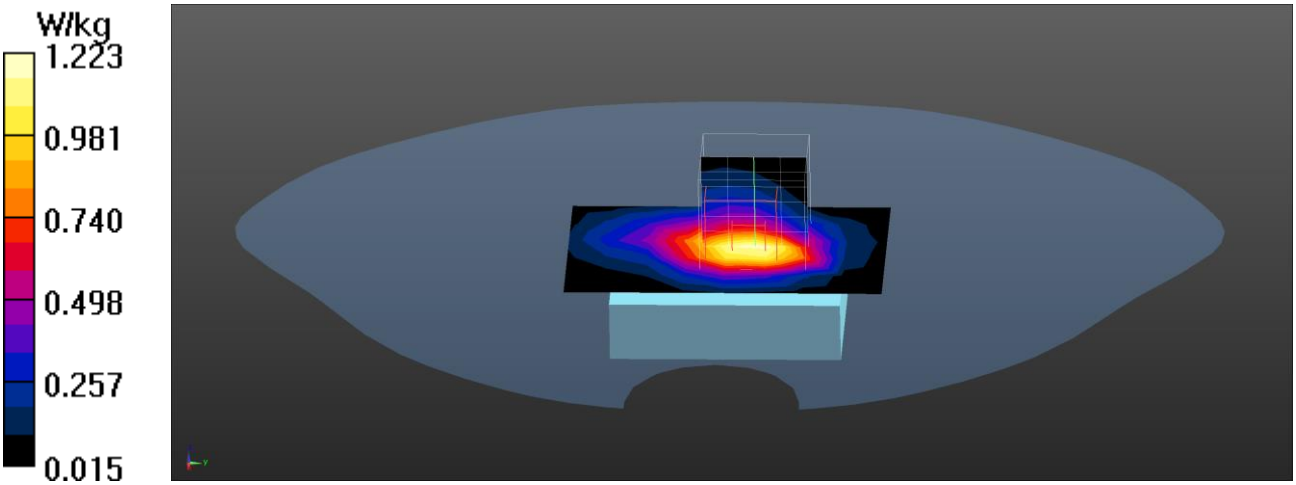

Test Laboratory: DEKRA Date/Time: 2020/04/17

LTE Band2 10M QPSK 1RB-25_19150_Back_5mm
DUT: MOBILE DEVICE 5; Type: DC-MD5-01
Communication System: UID 0, LTE Band2; Frequency: 1905 MHz;
Communication System PAR: 0 dB
Medium parameters used: f = 1905 MHz; σ = 1.4 S/m; ε_r = 40.79; ρ = 1000 kg/m^3
Phantom section: Flat Section
Ambient Temperature (°C) : 23.6, Liquid Temperature (°C) : 22.4
Measurement Standard: DASY5 (IEEE/IEC/ANSI C63.19-2011)
DASY5 Configuration:

- Probe: EX3DV4 - SN3698; ConvF(7.59, 7.59, 7.59); Calibrated: 2019/11/22;
- Sensor-Surface: 1.4mm (Mechanical Surface Detection)
- Electronics: DAE4 Sn1207; Calibrated: 2019/11/14
- Phantom: SAM with left table; Type: SAM;
- Measurement SW: DASY52, Version 52.10 (0); SEMCAD X Version 14.6.10 (7417)

Configuration/Head/Area Scan (6x9x1): Measurement grid: dx=12mm, dy=12mm
Maximum value of SAR (measured) = 1.37 W/kg

Configuration/Head/Zoom Scan (5x5x7) (5x5x7)/Cube 0: Measurement grid: dx=8mm, dy=8mm, dz=5mm
Reference Value = 31.44 V/m; Power Drift = -0.05 dB
Peak SAR (extrapolated) = 1.64 W/kg
SAR(1 g) = 0.965 W/kg; SAR(10 g) = 0.549 W/kg
Maximum value of SAR (measured) = 1.38 W/kg

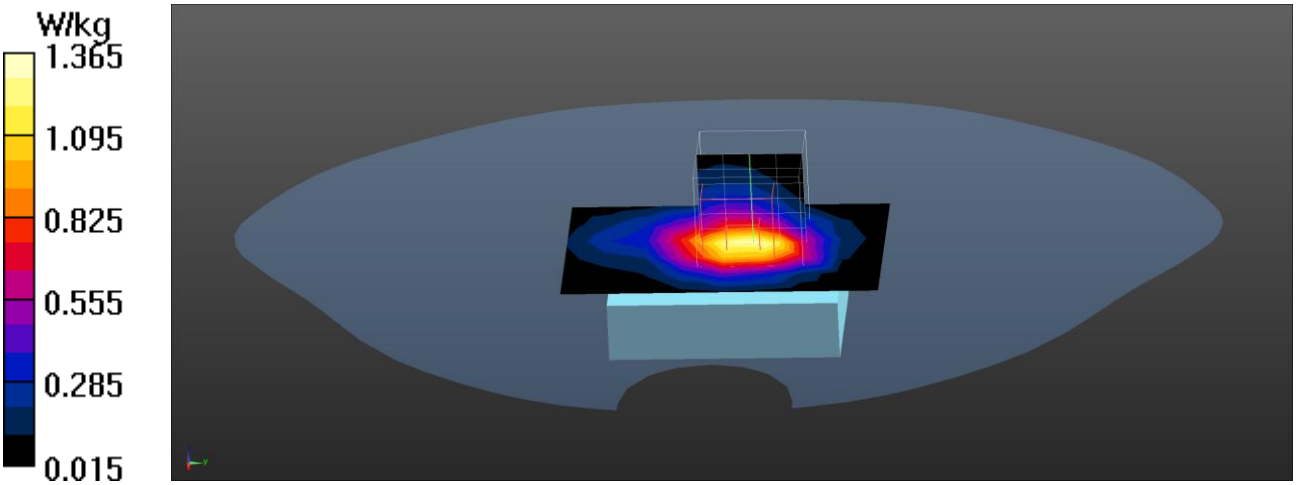

Test Laboratory: DEKRA Date/Time: 2020/04/17

LTE Band2 10M QPSK 25RB-0_18650_Back_5mm
DUT: MOBILE DEVICE 5; Type: DC-MD5-01
Communication System: UID 0, LTE Band2; Frequency: 1855 MHz;
Communication System PAR: 0 dB
Medium parameters used: f = 1855 MHz; σ = 1.35 S/m; ε_r = 41.12; ρ = 1000 kg/m^3
Phantom section: Flat Section
Ambient Temperature (°C) : 23.6, Liquid Temperature (°C) : 22.4
Measurement Standard: DASY5 (IEEE/IEC/ANSI C63.19-2011)
DASY5 Configuration:

- Probe: EX3DV4 - SN3698; ConvF(7.59, 7.59, 7.59); Calibrated: 2019/11/22;
- Sensor-Surface: 1.4mm (Mechanical Surface Detection)
- Electronics: DAE4 Sn1207; Calibrated: 2019/11/14
- Phantom: SAM with left table; Type: SAM;
- Measurement SW: DASY52, Version 52.10 (0); SEMCAD X Version 14.6.10 (7417)

Configuration/Head/Area Scan (6x9x1): Measurement grid: dx=12mm, dy=12mm
Maximum value of SAR (measured) = 1.11 W/kg

Configuration/Head/Zoom Scan (5x5x7) (5x5x7)/Cube 0: Measurement grid: dx=8mm, dy=8mm, dz=5mm
Reference Value = 28.02 V/m; Power Drift = -0.03 dB
Peak SAR (extrapolated) = 1.35 W/kg
SAR(1 g) = 0.790 W/kg; SAR(10 g) = 0.448 W/kg
Maximum value of SAR (measured) = 1.14 W/kg

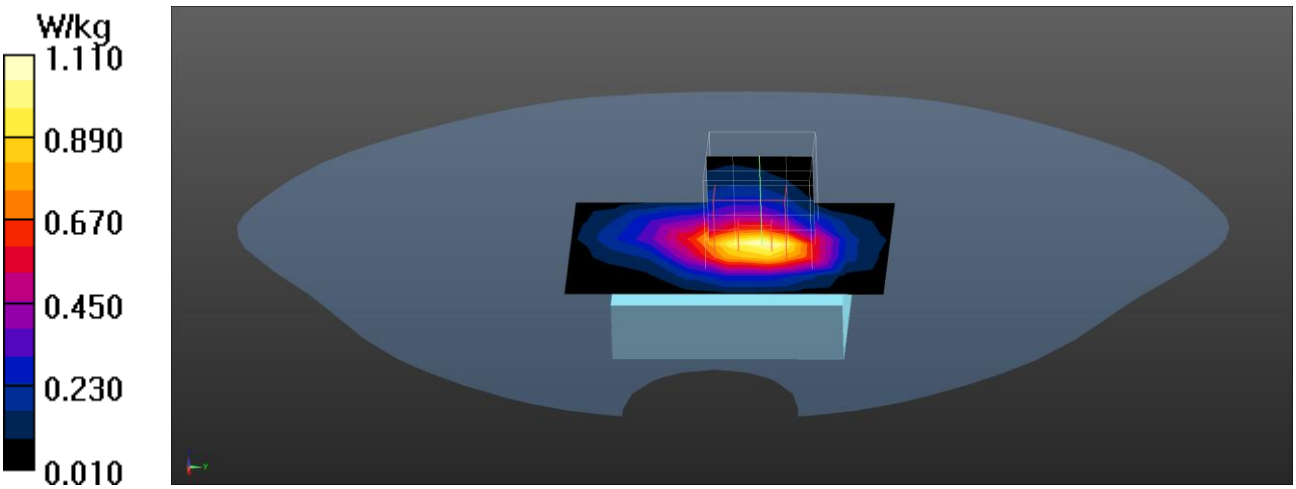

Test Laboratory: DEKRA Date/Time: 2020/04/17

LTE Band2 10M QPSK 25RB-25_18900_Back_5mm
DUT: MOBILE DEVICE 5; Type: DC-MD5-01
Communication System: UID 0, LTE Band2; Frequency: 1880 MHz;
Communication System PAR: 0 dB
Medium parameters used: f = 1880 MHz; σ = 1.37 S/m; ε_r = 40.93; ρ = 1000 kg/m^3
Phantom section: Flat Section
Ambient Temperature (°C) : 23.6, Liquid Temperature (°C) : 22.4
Measurement Standard: DASY5 (IEEE/IEC/ANSI C63.19-2011)
DASY5 Configuration:

- Probe: EX3DV4 - SN3698; ConvF(7.59, 7.59, 7.59); Calibrated: 2019/11/22;
- Sensor-Surface: 1.4mm (Mechanical Surface Detection)
- Electronics: DAE4 Sn1207; Calibrated: 2019/11/14
- Phantom: SAM with left table; Type: SAM;
- Measurement SW: DASY52, Version 52.10 (0); SEMCAD X Version 14.6.10 (7417)

Configuration/Head/Area Scan (6x9x1): Measurement grid: dx=12mm, dy=12mm
Maximum value of SAR (measured) = 1.45 W/kg

Configuration/Head/Zoom Scan (5x5x7) (5x5x7)/Cube 0: Measurement grid: dx=8mm, dy=8mm, dz=5mm
Reference Value = 31.15 V/m; Power Drift = -0.15 dB
Peak SAR (extrapolated) = 1.70 W/kg
SAR(1 g) = 0.996 W/kg; SAR(10 g) = 0.560 W/kg
Maximum value of SAR (measured) = 1.43 W/kg

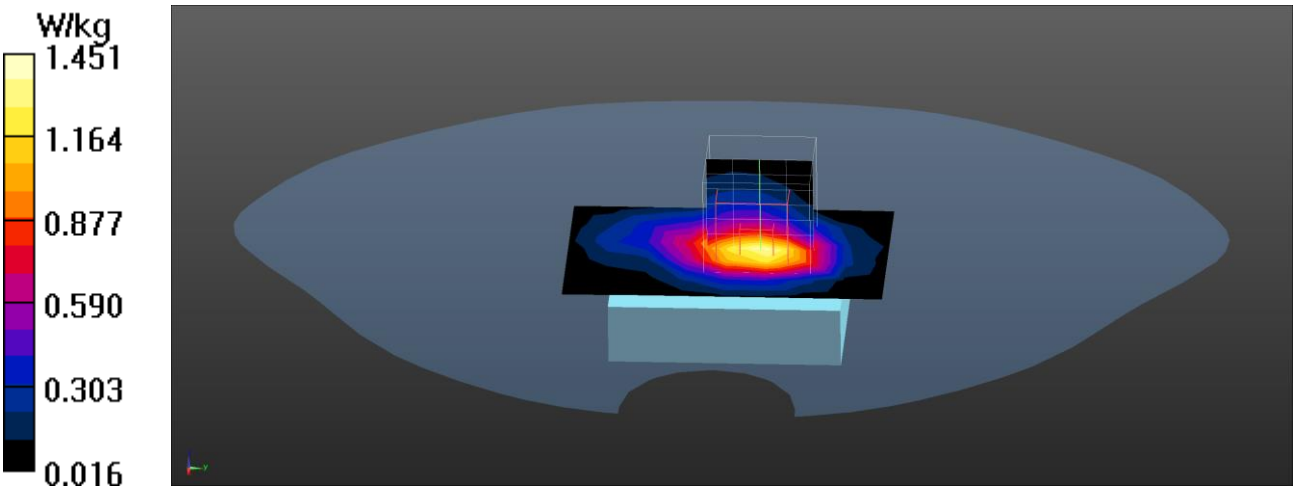

Test Laboratory: DEKRA Date/Time: 2020/04/17

LTE Band2 10M QPSK 25RB-25_19150_Back_5mm
DUT: MOBILE DEVICE 5; Type: DC-MD5-01
Communication System: UID 0, LTE Band2; Frequency: 1905 MHz;
Communication System PAR: 0 dB
Medium parameters used: f = 1905 MHz; σ = 1.4 S/m; ε_r = 40.79; ρ = 1000 kg/m^3
Phantom section: Flat Section
Ambient Temperature (°C) : 23.6, Liquid Temperature (°C) : 22.4
Measurement Standard: DASY5 (IEEE/IEC/ANSI C63.19-2011)
DASY5 Configuration:

- Probe: EX3DV4 - SN3698; ConvF(7.59, 7.59, 7.59); Calibrated: 2019/11/22;
- Sensor-Surface: 1.4mm (Mechanical Surface Detection)
- Electronics: DAE4 Sn1207; Calibrated: 2019/11/14
- Phantom: SAM with left table; Type: SAM;
- Measurement SW: DASY52, Version 52.10 (0); SEMCAD X Version 14.6.10 (7417)

Configuration/Head/Area Scan (6x9x1): Measurement grid: dx=12mm, dy=12mm
Maximum value of SAR (measured) = 1.46 W/kg

Configuration/Head/Zoom Scan (5x5x7) (5x5x7)/Cube 0: Measurement grid: dx=8mm, dy=8mm, dz=5mm
Reference Value = 30.89 V/m; Power Drift = -0.14 dB
Peak SAR (extrapolated) = 1.77 W/kg
SAR(1 g) = 1.07 W/kg; SAR(10 g) = 0.582 W/kg
Maximum value of SAR (measured) = 1.49 W/kg

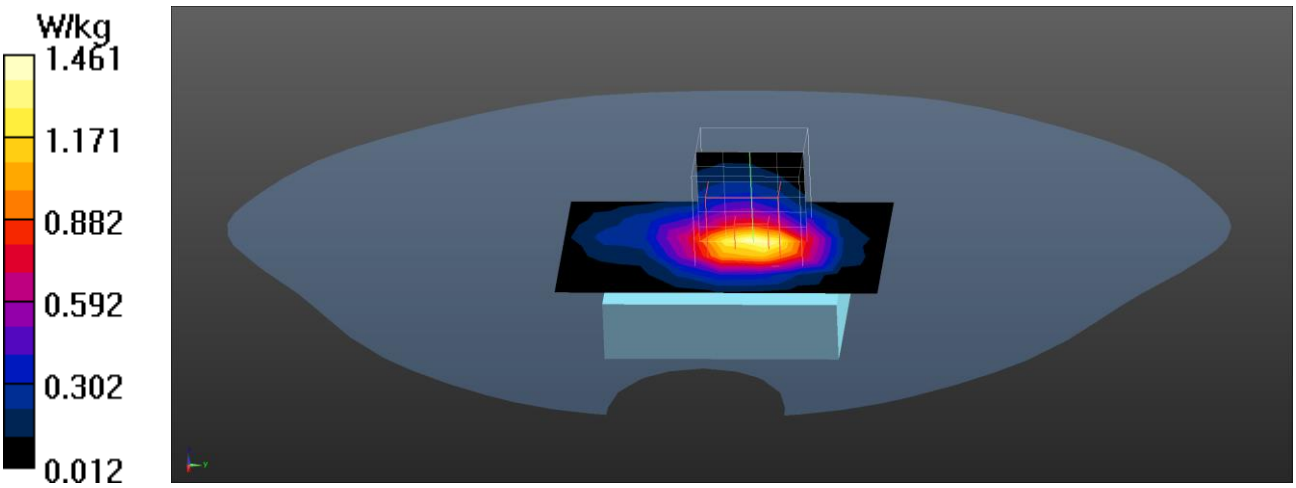

Test Laboratory: DEKRA Date/Time: 2020/04/17

LTE Band2 10M QPSK 50RB-0_18900_Back_5mm
DUT: MOBILE DEVICE 5; Type: DC-MD5-01
Communication System: UID 0, LTE Band2; Frequency: 1880 MHz;
Communication System PAR: 0 dB
Medium parameters used: f = 1880 MHz; σ = 1.37 S/m; ε_r = 40.93; ρ = 1000 kg/m^3
Phantom section: Flat Section
Ambient Temperature (°C) : 23.6, Liquid Temperature (°C) : 22.4
Measurement Standard: DASY5 (IEEE/IEC/ANSI C63.19-2011)
DASY5 Configuration:

- Probe: EX3DV4 - SN3698; ConvF(7.59, 7.59, 7.59); Calibrated: 2019/11/22;
- Sensor-Surface: 1.4mm (Mechanical Surface Detection)
- Electronics: DAE4 Sn1207; Calibrated: 2019/11/14
- Phantom: SAM with left table; Type: SAM;
- Measurement SW: DASY52, Version 52.10 (0); SEMCAD X Version 14.6.10 (7417)

Configuration/Head/Area Scan (6x9x1): Measurement grid: dx=12mm, dy=12mm
Maximum value of SAR (measured) = 1.63 W/kg

Configuration/Head/Zoom Scan (5x5x7) (5x5x7)/Cube 0: Measurement grid: dx=8mm, dy=8mm, dz=5mm
Reference Value = 32.79 V/m; Power Drift = -0.12 dB
Peak SAR (extrapolated) = 1.95 W/kg
SAR(1 g) = 1.04 W/kg; SAR(10 g) = 0.635 W/kg
Maximum value of SAR (measured) = 1.62 W/kg

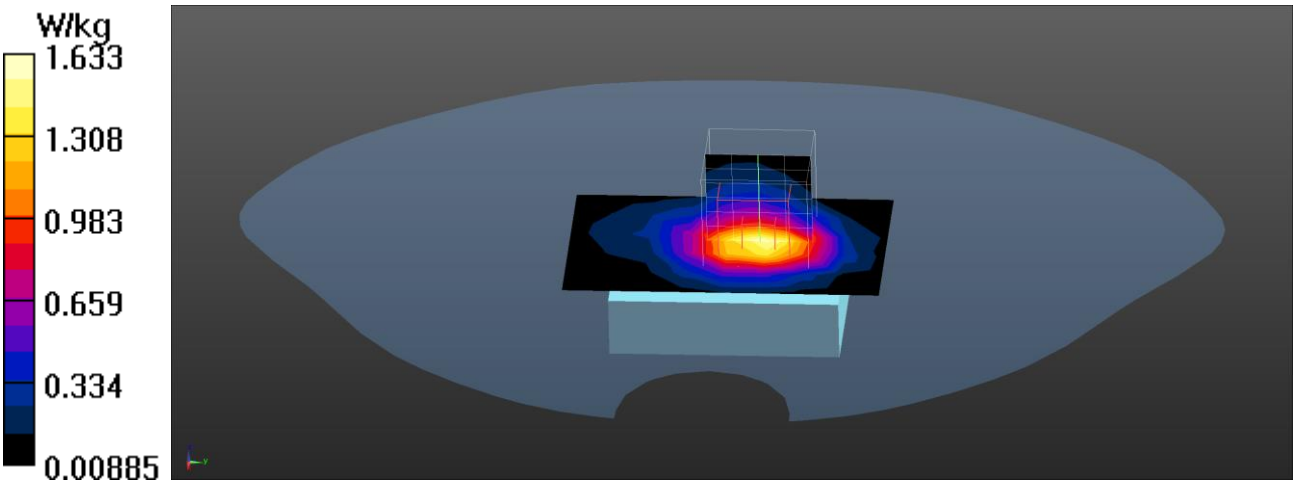

Test Laboratory: DEKRA Date/Time: 2020/04/17

LTE Band2 10M QPSK 1RB-25_18900_Left-Side_5mm
DUT: MOBILE DEVICE 5; Type: DC-MD5-01
Communication System: UID 0, LTE Band2; Frequency: 1880 MHz;
Communication System PAR: 0 dB
Medium parameters used: f = 1880 MHz; σ = 1.37 S/m; ε_r = 40.93; ρ = 1000 kg/m^3
Phantom section: Flat Section
Ambient Temperature (°C) : 23.6, Liquid Temperature (°C) : 22.4
Measurement Standard: DASY5 (IEEE/IEC/ANSI C63.19-2011)
DASY5 Configuration:

- Probe: EX3DV4 - SN3698; ConvF(7.59, 7.59, 7.59); Calibrated: 2019/11/22;
- Sensor-Surface: 1.4mm (Mechanical Surface Detection)
- Electronics: DAE4 Sn1207; Calibrated: 2019/11/14
- Phantom: SAM with left table; Type: SAM;
- Measurement SW: DASY52, Version 52.10 (0); SEMCAD X Version 14.6.10 (7417)

Configuration/Head/Area Scan (6x9x1): Measurement grid: dx=12mm, dy=12mm
Maximum value of SAR (measured) = 0.706 W/kg

Configuration/Head/Zoom Scan (5x5x7) (5x5x7)/Cube 0: Measurement grid: dx=8mm, dy=8mm, dz=5mm
Reference Value = 25.96 V/m; Power Drift = -0.18 dB
Peak SAR (extrapolated) = 0.928 W/kg
SAR(1 g) = 0.516 W/kg; SAR(10 g) = 0.287 W/kg
Maximum value of SAR (measured) = 0.767 W/kg

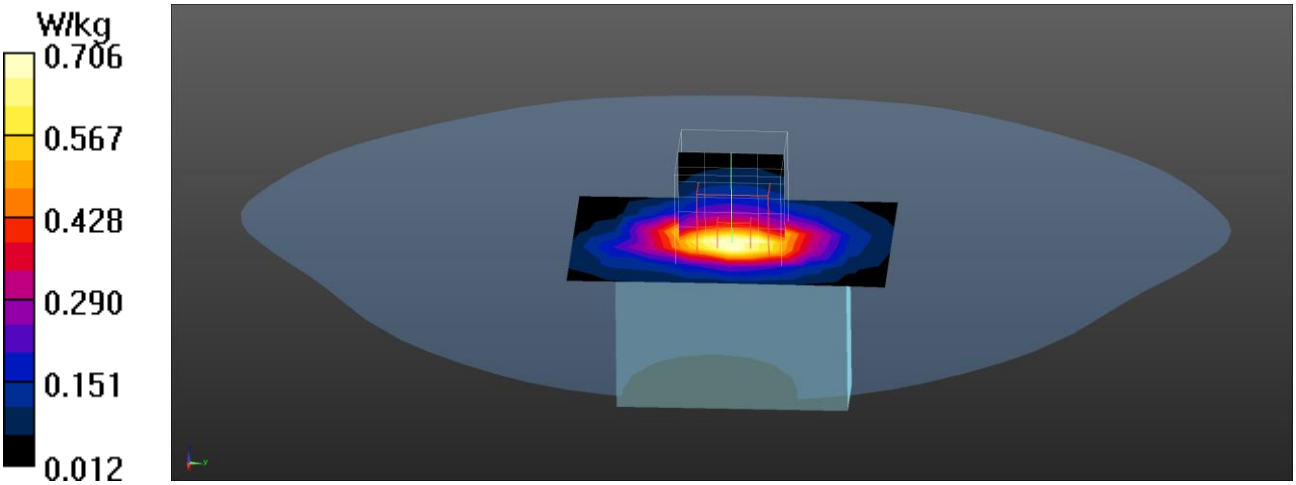

Test Laboratory: DEKRA Date/Time: 2020/04/17

LTE Band2 10M QPSK 1RB-25_18900_Right-Side_5mm
DUT: MOBILE DEVICE 5; Type: DC-MD5-01
Communication System: UID 0, LTE Band2; Frequency: 1880 MHz;
Communication System PAR: 0 dB
Medium parameters used: f = 1880 MHz; σ = 1.37 S/m; ε_r = 40.93; ρ = 1000 kg/m^3
Phantom section: Flat Section
Ambient Temperature (°C) : 23.6, Liquid Temperature (°C) : 22.4
Measurement Standard: DASY5 (IEEE/IEC/ANSI C63.19-2011)
DASY5 Configuration:

- Probe: EX3DV4 - SN3698; ConvF(7.59, 7.59, 7.59); Calibrated: 2019/11/22;
- Sensor-Surface: 1.4mm (Mechanical Surface Detection)
- Electronics: DAE4 Sn1207; Calibrated: 2019/11/14
- Phantom: SAM with left table; Type: SAM;
- Measurement SW: DASY52, Version 52.10 (0); SEMCAD X Version 14.6.10 (7417)

Configuration/Head/Area Scan (6x9x1): Measurement grid: dx=12mm, dy=12mm
Maximum value of SAR (measured) = 0.134 W/kg

Configuration/Head/Zoom Scan (5x5x7) (5x5x7)/Cube 0: Measurement grid: dx=8mm, dy=8mm, dz=5mm
Reference Value = 9.505 V/m; Power Drift = -0.14 dB
Peak SAR (extrapolated) = 0.168 W/kg
SAR(1 g) = 0.090 W/kg; SAR(10 g) = 0.050 W/kg
Maximum value of SAR (measured) = 0.135 W/kg

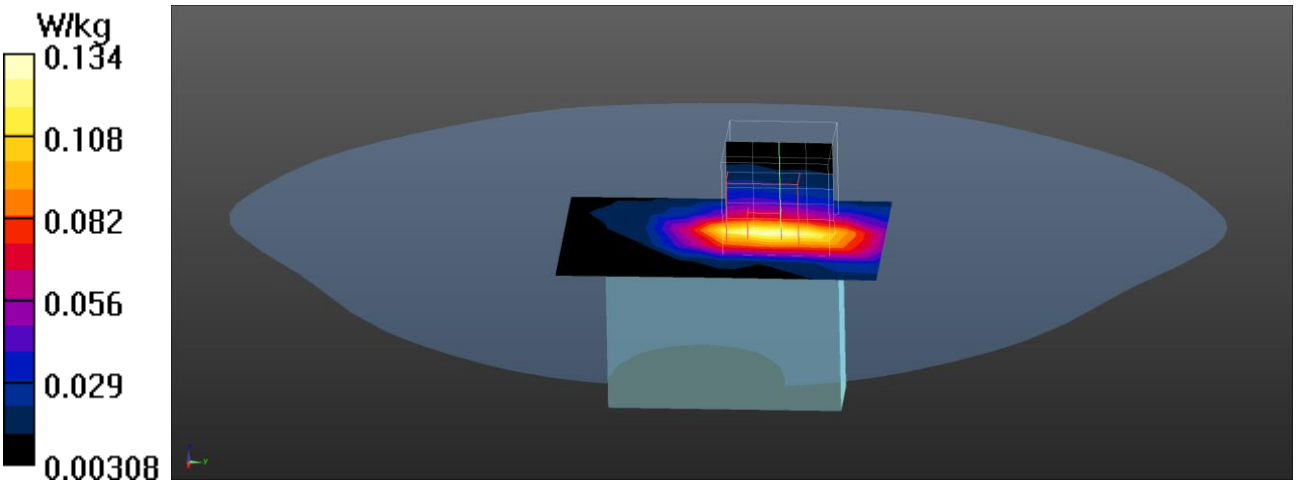

Test Laboratory: DEKRA Date/Time: 2020/04/17

LTE Band2 10M QPSK 1RB-25_18900_Top_5mm
DUT: MOBILE DEVICE 5; Type: DC-MD5-01
Communication System: UID 0, LTE Band2; Frequency: 1880 MHz;
Communication System PAR: 0 dB
Medium parameters used: f = 1880 MHz; σ = 1.37 S/m; ε_r = 40.93; ρ = 1000 kg/m^3
Phantom section: Flat Section
Ambient Temperature (°C) : 23.6, Liquid Temperature (°C) : 22.4
Measurement Standard: DASY5 (IEEE/IEC/ANSI C63.19-2011)
DASY5 Configuration:

- Probe: EX3DV4 - SN3698; ConvF(7.59, 7.59, 7.59); Calibrated: 2019/11/22;
- Sensor-Surface: 1.4mm (Mechanical Surface Detection)
- Electronics: DAE4 Sn1207; Calibrated: 2019/11/14
- Phantom: SAM with left table; Type: SAM;
- Measurement SW: DASY52, Version 52.10 (0); SEMCAD X Version 14.6.10 (7417)

Configuration/Head/Area Scan (6x6x1): Measurement grid: dx=12mm, dy=12mm
Maximum value of SAR (measured) = 0.144 W/kg

Configuration/Head/Zoom Scan (5x5x7) (5x5x7)/Cube 0: Measurement grid: dx=8mm, dy=8mm, dz=5mm
Reference Value = 9.138 V/m; Power Drift = 0.16 dB
Peak SAR (extrapolated) = 0.195 W/kg
SAR(1 g) = 0.094 W/kg; SAR(10 g) = 0.049 W/kg
Maximum value of SAR (measured) = 0.152 W/kg

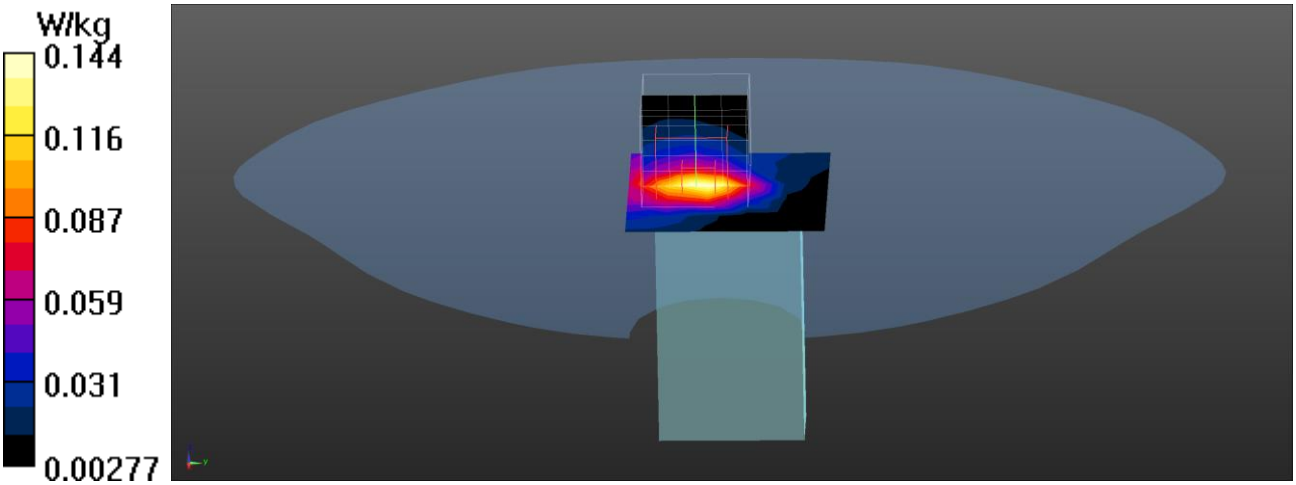

Test Laboratory: DEKRA Date/Time: 2020/04/17

LTE Band2 10M QPSK 1RB-25_18900_Bottom_5mm
DUT: MOBILE DEVICE 5; Type: DC-MD5-01
Communication System: UID 0, LTE Band2; Frequency: 1880 MHz;
Communication System PAR: 0 dB
Medium parameters used: f = 1880 MHz; σ = 1.37 S/m; ε_r = 40.93; ρ = 1000 kg/m^3
Phantom section: Flat Section
Ambient Temperature (°C) : 23.6, Liquid Temperature (°C) : 22.4
Measurement Standard: DASY5 (IEEE/IEC/ANSI C63.19-2011)
DASY5 Configuration:

- Probe: EX3DV4 - SN3698; ConvF(7.59, 7.59, 7.59); Calibrated: 2019/11/22;
- Sensor-Surface: 1.4mm (Mechanical Surface Detection)
- Electronics: DAE4 Sn1207; Calibrated: 2019/11/14
- Phantom: SAM with left table; Type: SAM;
- Measurement SW: DASY52, Version 52.10 (0); SEMCAD X Version 14.6.10 (7417)

Configuration/Head/Area Scan (6x6x1): Measurement grid: dx=12mm, dy=12mm
Maximum value of SAR (measured) = 0.957 W/kg

Configuration/Head/Zoom Scan (5x5x7) (5x5x7)/Cube 0: Measurement grid: dx=8mm, dy=8mm, dz=5mm
Reference Value = 22.63 V/m; Power Drift = -0.13 dB
Peak SAR (extrapolated) = 1.26 W/kg
SAR(1 g) = 0.591 W/kg; SAR(10 g) = 0.262 W/kg
Maximum value of SAR (measured) = 1.03 W/kg

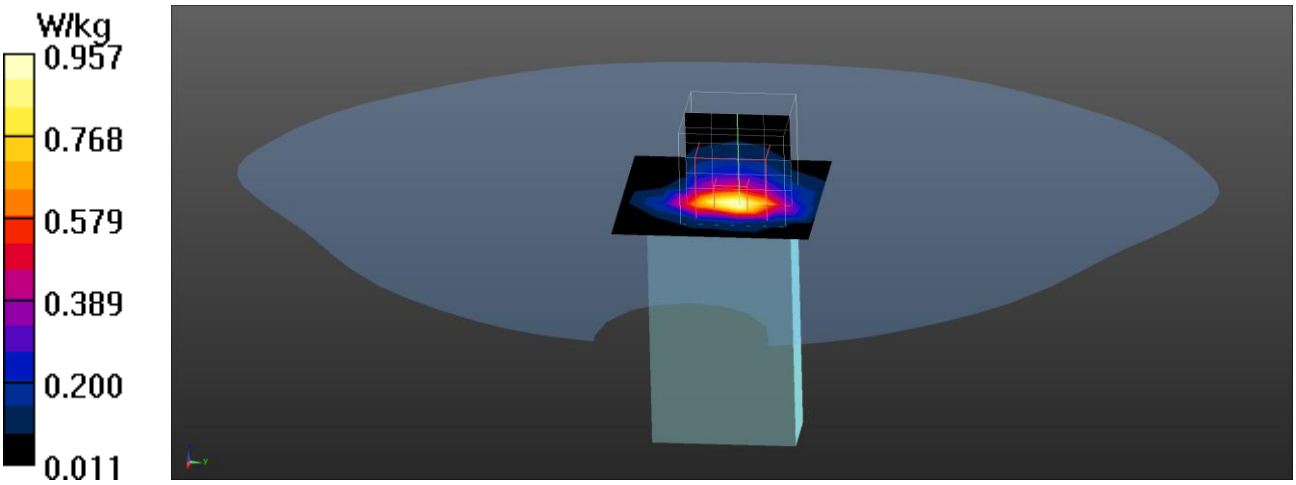

Test Laboratory: DEKRA Date/Time: 2020/04/17

LTE Band2 10M QPSK 25RB-25_19150_Back_5mm
DUT: DC-MD5LT-01; Type: MOBILE DEVICE 5 Lite
Communication System: UID 0, LTE Band2; Frequency: 1905 MHz;
Communication System PAR: 0 dB
Medium parameters used: f = 1905 MHz; σ = 1.4 S/m; ε_r = 40.79; ρ = 1000 kg/m^3
Phantom section: Flat Section
Ambient Temperature (°C) : 23.6, Liquid Temperature (°C) : 22.4
Measurement Standard: DASY5 (IEEE/IEC/ANSI C63.19-2011)
DASY5 Configuration:

- Probe: EX3DV4 - SN3698; ConvF(7.59, 7.59, 7.59); Calibrated: 2019/11/22;
- Sensor-Surface: 1.4mm (Mechanical Surface Detection)
- Electronics: DAE4 Sn1207; Calibrated: 2019/11/14
- Phantom: SAM with left table; Type: SAM;
- Measurement SW: DASY52, Version 52.10 (0); SEMCAD X Version 14.6.10 (7417)

Configuration/Head/Area Scan (6x9x1): Measurement grid: dx=12mm, dy=12mm
Maximum value of SAR (measured) = 1.58 W/kg

Configuration/Head/Zoom Scan (5x5x7) (5x5x7)/Cube 0: Measurement grid: dx=8mm, dy=8mm, dz=5mm
Reference Value = 32.20 V/m; Power Drift = -0.05 dB
Peak SAR (extrapolated) = 1.75 W/kg
SAR(1 g) = 1.06 W/kg; SAR(10 g) = 0.616 W/kg
Maximum value of SAR (measured) = 1.49 W/kg

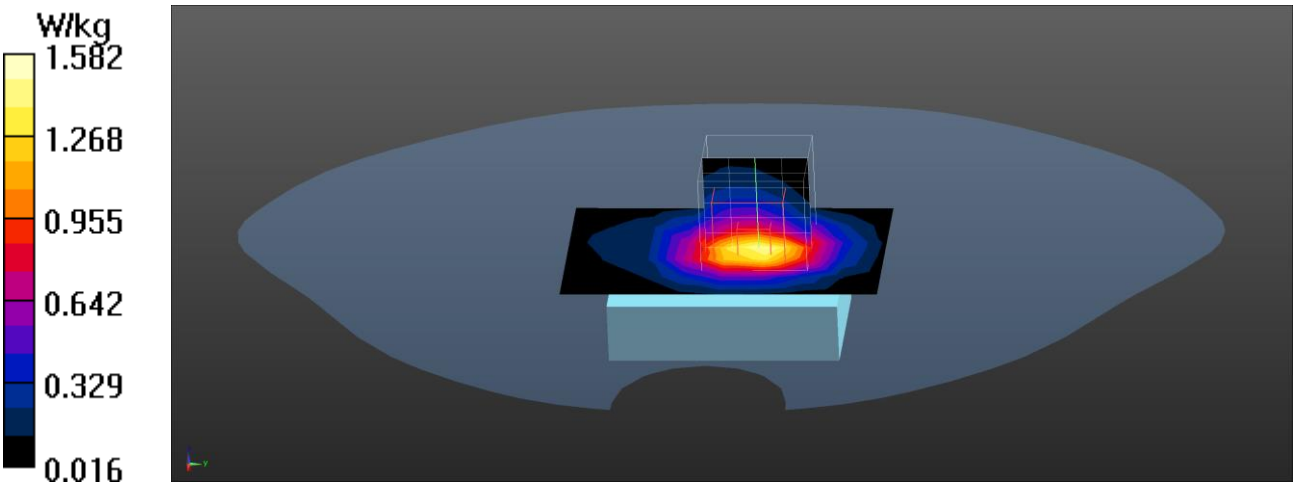

LTE Band 2 QPSK 25RB-2**5** EUT Back (5mm) Z-Axis plot

Channel: 19150

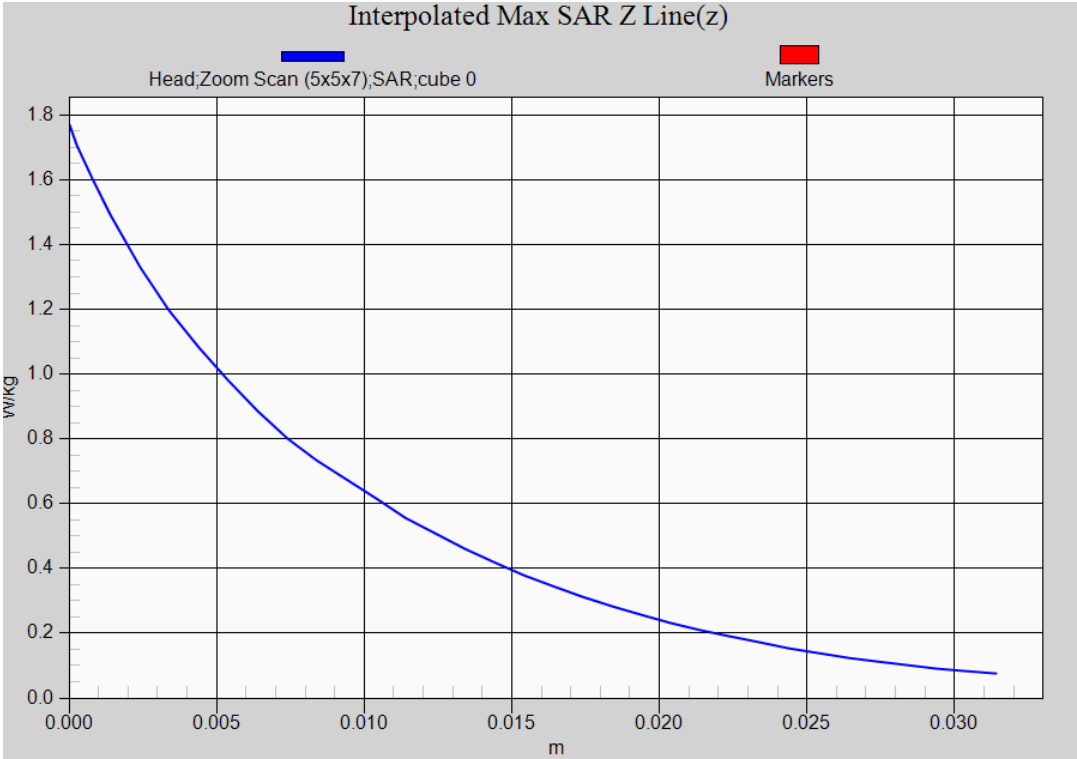

Test Laboratory: DEKRA Date/Time: 2020/04/18

LTE Band4 10M QPSK 1RB-0_20175_Front_5mm
DUT: MOBILE DEVICE 5; Type: DC-MD5-01
Communication System: UID 0, LTE Band4; Frequency: 1732.5 MHz;
Communication System PAR: 0 dB
Medium parameters used: f = 1732.5 MHz; σ = 1.35 S/m; ε_r = 40.83; ρ = 1000 kg/m^3
Phantom section: Flat Section
Ambient Temperature (°C) : 23.4, Liquid Temperature (°C) : 22.3
Measurement Standard: DASY5 (IEEE/IEC/ANSI C63.19-2011)
DASY5 Configuration:

- Probe: EX3DV4 - SN3698; ConvF(7.92, 7.92, 7.92); Calibrated: 2019/11/22;
- Sensor-Surface: 1.4mm (Mechanical Surface Detection)
- Electronics: DAE4 Sn1207; Calibrated: 2019/11/14
- Phantom: SAM with left table; Type: SAM;
- Measurement SW: DASY52, Version 52.10 (0); SEMCAD X Version 14.6.10 (7417)

Configuration/Head/Area Scan (6x9x1): Measurement grid: dx=12mm, dy=12mm
Maximum value of SAR (measured) = 0.736 W/kg

Configuration/Head/Zoom Scan (5x5x7) (5x5x7)/Cube 0: Measurement grid: dx=8mm, dy=8mm, dz=5mm
Reference Value = 18.85 V/m; Power Drift = -0.05 dB
Peak SAR (extrapolated) = 0.947 W/kg
SAR(1 g) = 0.469 W/kg; SAR(10 g) = 0.231 W/kg
Maximum value of SAR (measured) = 0.779 W/kg

Configuration/Head/Zoom Scan (5x5x7) (5x5x7)/Cube 1: Measurement grid: dx=8mm, dy=8mm, dz=5mm
Reference Value = 18.85 V/m; Power Drift = -0.05 dB
Peak SAR (extrapolated) = 0.631 W/kg
SAR(1 g) = 0.386 W/kg; SAR(10 g) = 0.230 W/kg
Maximum value of SAR (measured) = 0.539 W/kg

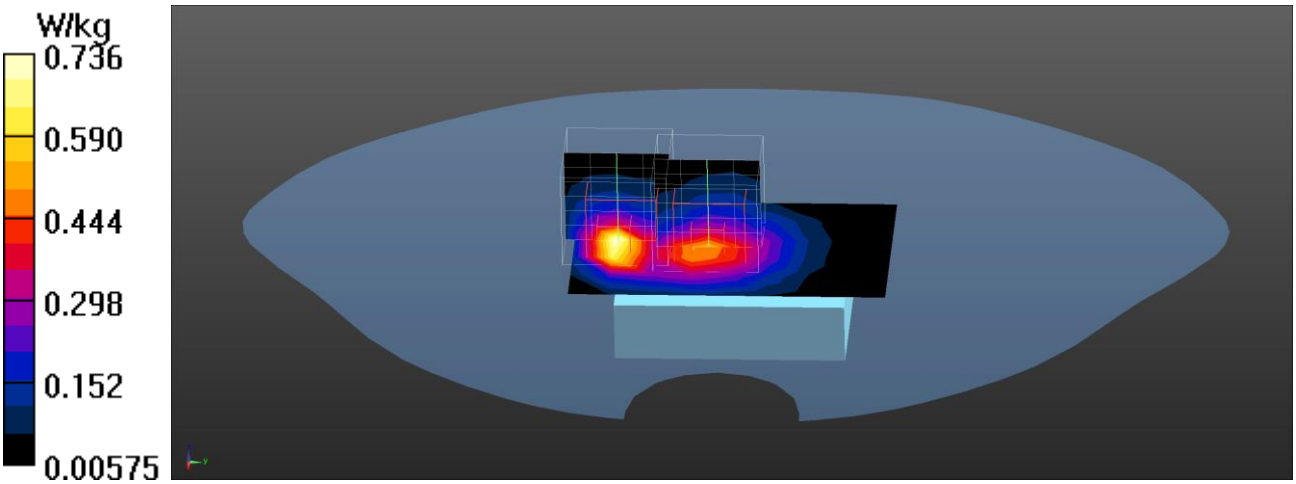

Test Laboratory: DEKRA Date/Time: 2020/04/18

LTE Band4 10M QPSK 1RB-25_20000_Back_5mm
DUT: MOBILE DEVICE 5; Type: DC-MD5-01
Communication System: UID 0, LTE Band4; Frequency: 1715 MHz;
Communication System PAR: 0 dB
Medium parameters used: f = 1715 MHz; σ = 1.34 S/m; ε_r = 41.08; ρ = 1000 kg/m^3
Phantom section: Flat Section
Ambient Temperature (°C) : 23.4, Liquid Temperature (°C) : 22.3
Measurement Standard: DASY5 (IEEE/IEC/ANSI C63.19-2011)
DASY5 Configuration:

- Probe: EX3DV4 - SN3698; ConvF(7.92, 7.92, 7.92); Calibrated: 2019/11/22;
- Sensor-Surface: 1.4mm (Mechanical Surface Detection)
- Electronics: DAE4 Sn1207; Calibrated: 2019/11/14
- Phantom: SAM with left table; Type: SAM;
- Measurement SW: DASY52, Version 52.10 (0); SEMCAD X Version 14.6.10 (7417)

Configuration/Head/Area Scan (6x9x1): Measurement grid: dx=12mm, dy=12mm
Maximum value of SAR (measured) = 1.23 W/kg

Configuration/Head/Zoom Scan (5x5x7) (5x5x7)/Cube 0: Measurement grid: dx=8mm, dy=8mm, dz=5mm
Reference Value = 30.34 V/m; Power Drift = -0.04 dB
Peak SAR (extrapolated) = 1.40 W/kg
SAR(1 g) = 0.889 W/kg; SAR(10 g) = 0.532 W/kg
Maximum value of SAR (measured) = 1.21 W/kg

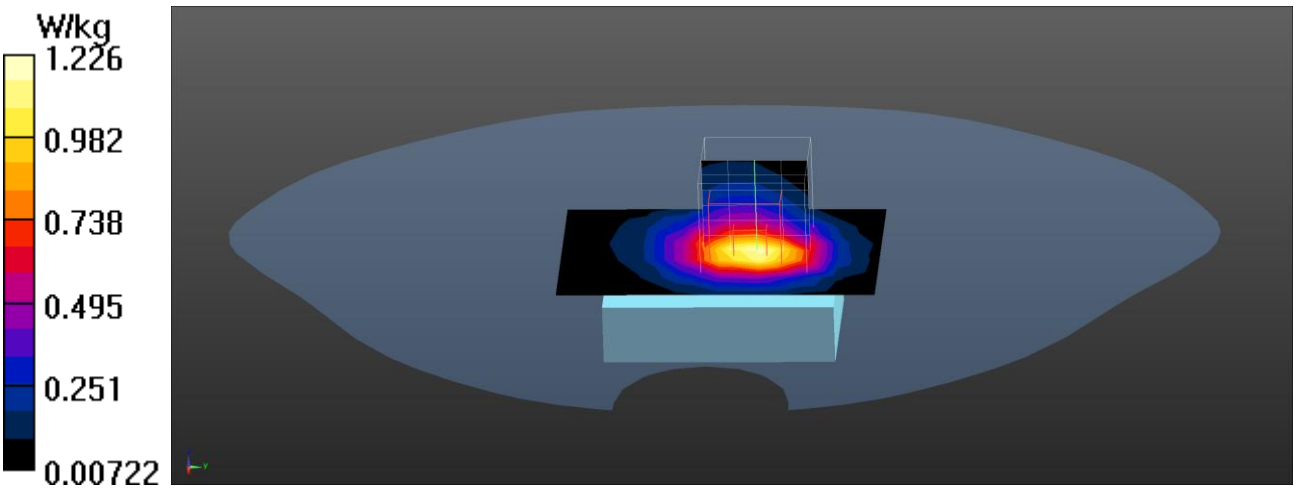

Test Laboratory: DEKRA Date/Time: 2020/04/18

LTE Band4 10M QPSK 1RB-0_20175_Back_5mm
DUT: MOBILE DEVICE 5; Type: DC-MD5-01
Communication System: UID 0, LTE Band4; Frequency: 1732.5 MHz;
Communication System PAR: 0 dB
Medium parameters used: f = 1732.5 MHz; σ = 1.35 S/m; ε_r = 40.83; ρ = 1000 kg/m^3
Phantom section: Flat Section
Ambient Temperature (°C) : 23.4, Liquid Temperature (°C) : 22.3
Measurement Standard: DASY5 (IEEE/IEC/ANSI C63.19-2011)
DASY5 Configuration:

- Probe: EX3DV4 - SN3698; ConvF(7.92, 7.92, 7.92); Calibrated: 2019/11/22;
- Sensor-Surface: 1.4mm (Mechanical Surface Detection)
- Electronics: DAE4 Sn1207; Calibrated: 2019/11/14
- Phantom: SAM with left table; Type: SAM;
- Measurement SW: DASY52, Version 52.10 (0); SEMCAD X Version 14.6.10 (7417)

Configuration/Head/Area Scan (6x9x1): Measurement grid: dx=12mm, dy=12mm
Maximum value of SAR (measured) = 1.22 W/kg

Configuration/Head/Zoom Scan (5x5x7) (5x5x7)/Cube 0: Measurement grid: dx=8mm, dy=8mm, dz=5mm
Reference Value = 28.34 V/m; Power Drift = -0.04 dB
Peak SAR (extrapolated) = 1.40 W/kg
SAR(1 g) = 0.897 W/kg; SAR(10 g) = 0.540 W/kg
Maximum value of SAR (measured) = 1.22 W/kg

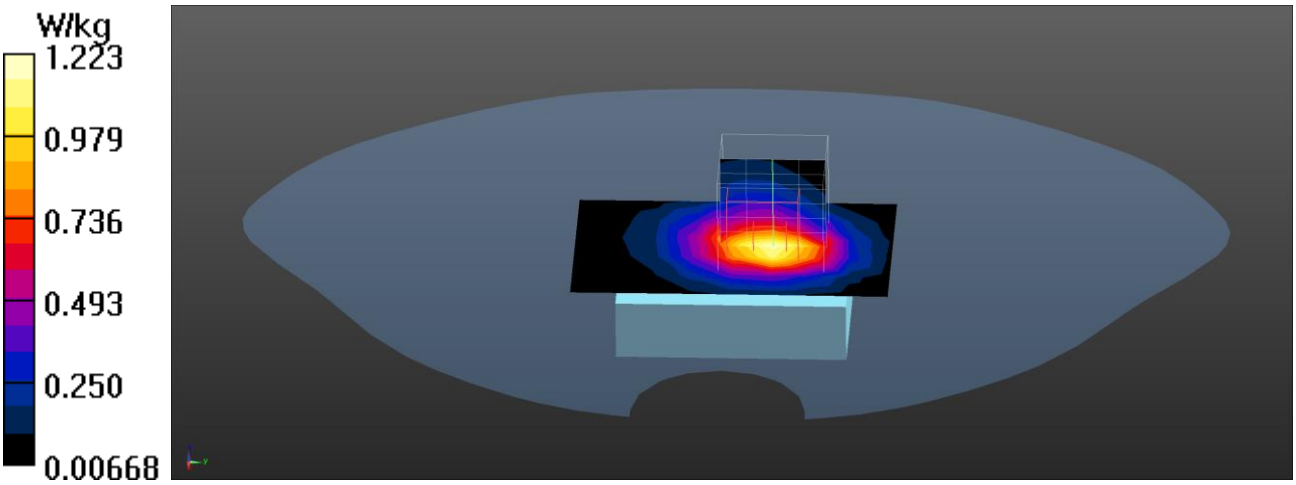

Test Laboratory: DEKRA Date/Time: 2020/04/18

LTE Band4 10M QPSK 1RB-25_20350_Back_5mm
DUT: MOBILE DEVICE 5; Type: DC-MD5-01
Communication System: UID 0, LTE Band4; Frequency: 1750 MHz;
Communication System PAR: 0 dB
Medium parameters used: f = 1750 MHz; σ = 1.38 S/m; ε_r = 40.62; ρ = 1000 kg/m^3
Phantom section: Flat Section
Ambient Temperature (°C) : 23.4, Liquid Temperature (°C) : 22.3
Measurement Standard: DASY5 (IEEE/IEC/ANSI C63.19-2011)
DASY5 Configuration:

- Probe: EX3DV4 - SN3698; ConvF(7.92, 7.92, 7.92); Calibrated: 2019/11/22;
- Sensor-Surface: 1.4mm (Mechanical Surface Detection)
- Electronics: DAE4 Sn1207; Calibrated: 2019/11/14
- Phantom: SAM with left table; Type: SAM;
- Measurement SW: DASY52, Version 52.10 (0); SEMCAD X Version 14.6.10 (7417)

Configuration/Head/Area Scan (6x9x1): Measurement grid: dx=12mm, dy=12mm
Maximum value of SAR (measured) = 1.42 W/kg

Configuration/Head/Zoom Scan (5x5x7) (5x5x7)/Cube 0: Measurement grid: dx=8mm, dy=8mm, dz=5mm
Reference Value = 32.55 V/m; Power Drift = -0.08 dB
Peak SAR (extrapolated) = 1.57 W/kg
SAR(1 g) = 0.984 W/kg; SAR(10 g) = 0.583 W/kg
Maximum value of SAR (measured) = 1.36 W/kg

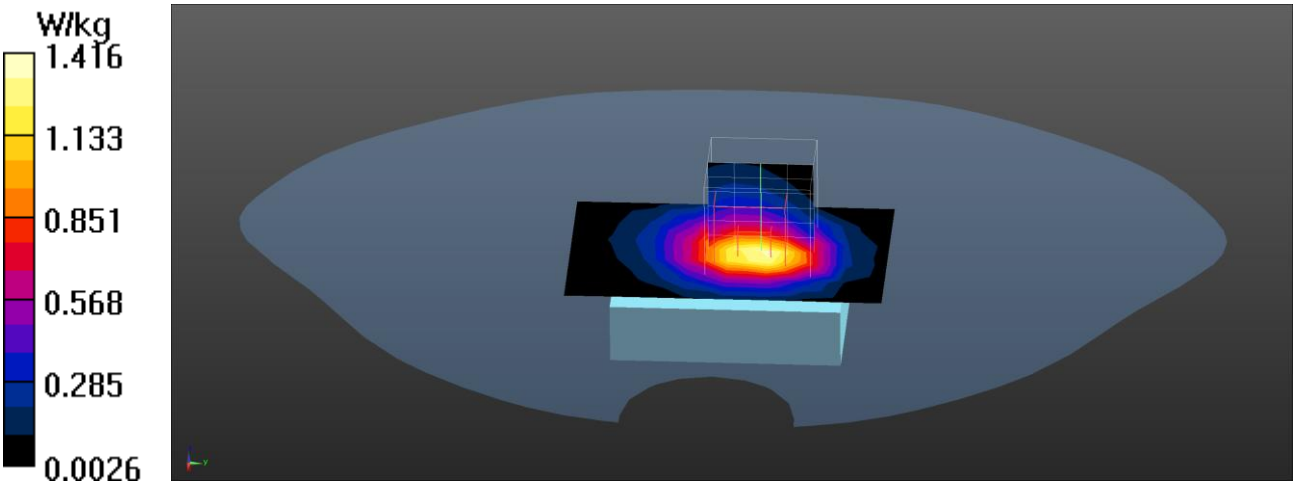

Test Laboratory: DEKRA Date/Time: 2020/04/18

LTE Band4 10M QPSK 25RB-0_20000_Back_5mm
DUT: MOBILE DEVICE 5; Type: DC-MD5-01
Communication System: UID 0, LTE Band4; Frequency: 1715 MHz;
Communication System PAR: 0 dB
Medium parameters used: f = 1715 MHz; σ = 1.34 S/m; ε_r = 41.08; ρ = 1000 kg/m^3
Phantom section: Flat Section
Ambient Temperature (°C) : 23.4, Liquid Temperature (°C) : 22.3
Measurement Standard: DASY5 (IEEE/IEC/ANSI C63.19-2011)
DASY5 Configuration:

- Probe: EX3DV4 - SN3698; ConvF(7.92, 7.92, 7.92); Calibrated: 2019/11/22;
- Sensor-Surface: 1.4mm (Mechanical Surface Detection)
- Electronics: DAE4 Sn1207; Calibrated: 2019/11/14
- Phantom: SAM with left table; Type: SAM;
- Measurement SW: DASY52, Version 52.10 (0); SEMCAD X Version 14.6.10 (7417)

Configuration/Head/Area Scan (6x9x1): Measurement grid: dx=12mm, dy=12mm
Maximum value of SAR (measured) = 1.48 W/kg

Configuration/Head/Zoom Scan (5x5x7) (5x5x7)/Cube 0: Measurement grid: dx=8mm, dy=8mm, dz=5mm
Reference Value = 34.24 V/m; Power Drift = -0.13 dB
Peak SAR (extrapolated) = 1.68 W/kg
SAR(1 g) = 1.05 W/kg; SAR(10 g) = 0.630 W/kg
Maximum value of SAR (measured) = 1.46 W/kg

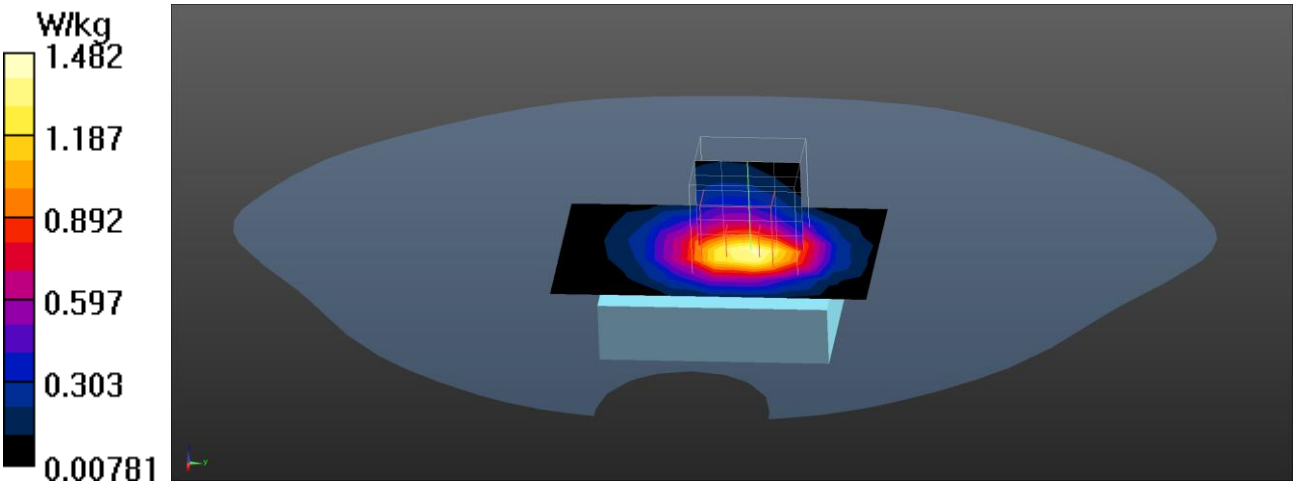

Test Laboratory: DEKRA Date/Time: 2020/04/18

LTE Band4 10M QPSK 25RB-25_20175_Back_5mm
DUT: MOBILE DEVICE 5; Type: DC-MD5-01
Communication System: UID 0, LTE Band4; Frequency: 1732.5 MHz;
Communication System PAR: 0 dB
Medium parameters used: f = 1732.5 MHz; σ = 1.35 S/m; ε_r = 40.83; ρ = 1000 kg/m^3
Phantom section: Flat Section
Ambient Temperature (°C) : 23.4, Liquid Temperature (°C) : 22.3
Measurement Standard: DASY5 (IEEE/IEC/ANSI C63.19-2011)
DASY5 Configuration:

- Probe: EX3DV4 - SN3698; ConvF(7.92, 7.92, 7.92); Calibrated: 2019/11/22;
- Sensor-Surface: 1.4mm (Mechanical Surface Detection)
- Electronics: DAE4 Sn1207; Calibrated: 2019/11/14
- Phantom: SAM with left table; Type: SAM;
- Measurement SW: DASY52, Version 52.10 (0); SEMCAD X Version 14.6.10 (7417)

Configuration/Head/Area Scan (6x9x1): Measurement grid: dx=12mm, dy=12mm
Maximum value of SAR (measured) = 1.22 W/kg

Configuration/Head/Zoom Scan (5x5x7) (5x5x7)/Cube 0: Measurement grid: dx=8mm, dy=8mm, dz=5mm
Reference Value = 29.92 V/m; Power Drift = -0.13 dB
Peak SAR (extrapolated) = 1.46 W/kg
SAR(1 g) = 0.933 W/kg; SAR(10 g) = 0.558 W/kg
Maximum value of SAR (measured) = 1.27 W/kg

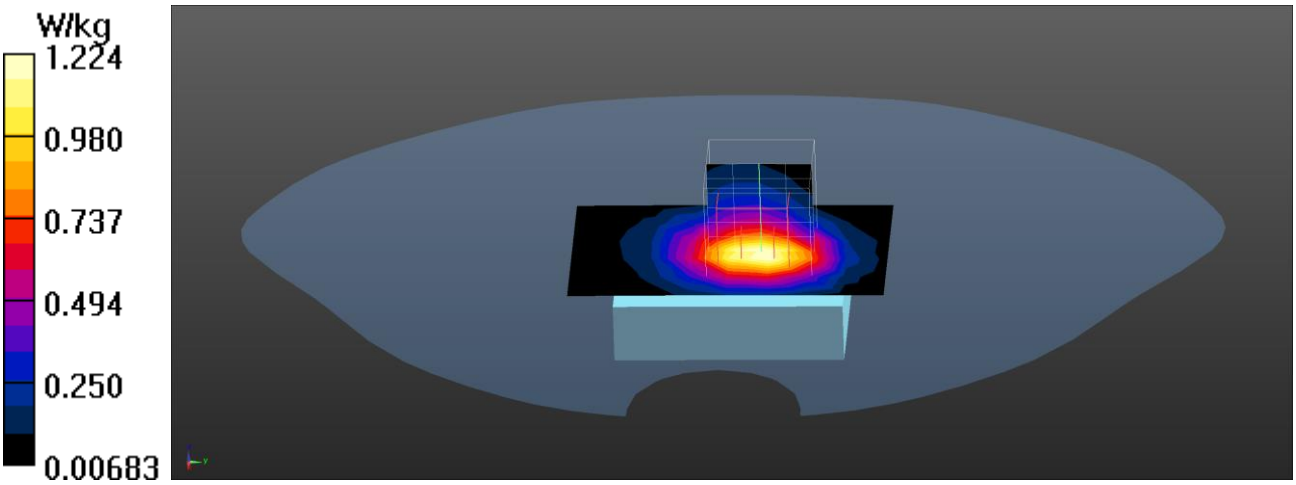

Test Laboratory: DEKRA Date/Time: 2020/04/18

LTE Band4 10M QPSK 25RB-0_20350_Back_5mm
DUT: MOBILE DEVICE 5; Type: DC-MD5-01
Communication System: UID 0, LTE Band4; Frequency: 1750 MHz;
Communication System PAR: 0 dB
Medium parameters used: f = 1750 MHz; σ = 1.38 S/m; ε_r = 40.62; ρ = 1000 kg/m^3
Phantom section: Flat Section
Ambient Temperature (°C) : 23.4, Liquid Temperature (°C) : 22.3
Measurement Standard: DASY5 (IEEE/IEC/ANSI C63.19-2011)
DASY5 Configuration:

- Probe: EX3DV4 - SN3698; ConvF(7.92, 7.92, 7.92); Calibrated: 2019/11/22;
- Sensor-Surface: 1.4mm (Mechanical Surface Detection)
- Electronics: DAE4 Sn1207; Calibrated: 2019/11/14
- Phantom: SAM with left table; Type: SAM;
- Measurement SW: DASY52, Version 52.10 (0); SEMCAD X Version 14.6.10 (7417)

Configuration/Head/Area Scan (6x9x1): Measurement grid: dx=12mm, dy=12mm
Maximum value of SAR (measured) = 1.16 W/kg

Configuration/Head/Zoom Scan (5x5x7) (5x5x7)/Cube 0: Measurement grid: dx=8mm, dy=8mm, dz=5mm
Reference Value = 30.63 V/m; Power Drift = -0.16 dB
Peak SAR (extrapolated) = 1.42 W/kg
SAR(1 g) = 0.891 W/kg; SAR(10 g) = 0.528 W/kg
Maximum value of SAR (measured) = 1.23 W/kg

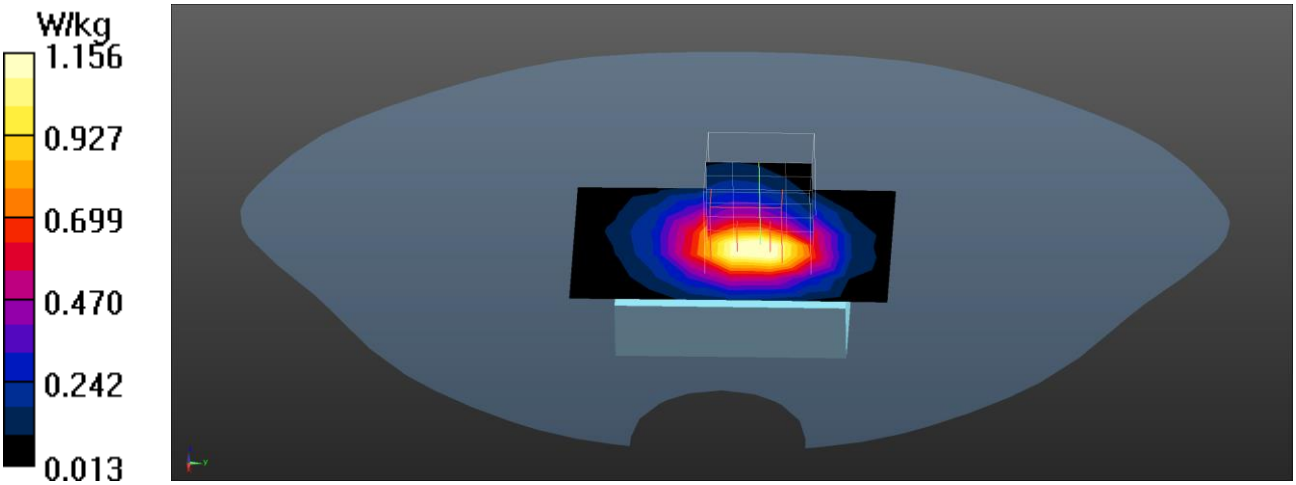

Test Laboratory: DEKRA Date/Time: 2020/04/18

LTE Band4 10M QPSK 50RB-0_20175_Back_5mm
DUT: MOBILE DEVICE 5; Type: DC-MD5-01
Communication System: UID 0, LTE Band4; Frequency: 1732.5 MHz;
Communication System PAR: 0 dB
Medium parameters used: f = 1732.5 MHz; σ = 1.35 S/m; ε_r = 40.83; ρ = 1000 kg/m^3
Phantom section: Flat Section
Ambient Temperature (°C) : 23.4, Liquid Temperature (°C) : 22.3
Measurement Standard: DASY5 (IEEE/IEC/ANSI C63.19-2011)
DASY5 Configuration:

- Probe: EX3DV4 - SN3698; ConvF(7.92, 7.92, 7.92); Calibrated: 2019/11/22;
- Sensor-Surface: 1.4mm (Mechanical Surface Detection)
- Electronics: DAE4 Sn1207; Calibrated: 2019/11/14
- Phantom: SAM with left table; Type: SAM;
- Measurement SW: DASY52, Version 52.10 (0); SEMCAD X Version 14.6.10 (7417)

Configuration/Head/Area Scan (6x9x1): Measurement grid: dx=12mm, dy=12mm
Maximum value of SAR (measured) = 1.16 W/kg

Configuration/Head/Zoom Scan (5x5x7) (5x5x7)/Cube 0: Measurement grid: dx=8mm, dy=8mm, dz=5mm
Reference Value = 29.73 V/m; Power Drift = -0.15 dB
Peak SAR (extrapolated) = 1.35 W/kg
SAR(1 g) = 0.839 W/kg; SAR(10 g) = 0.507 W/kg
Maximum value of SAR (measured) = 1.17 W/kg

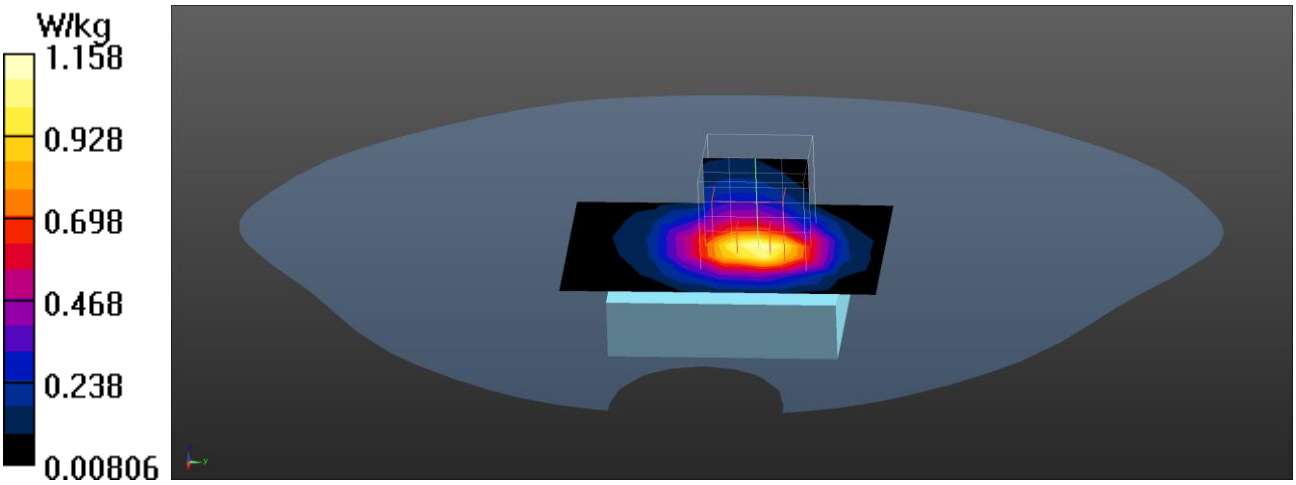

Test Laboratory: DEKRA Date/Time: 2020/04/18

LTE Band4 10M QPSK 1RB-0_20175_Left-Side_5mm
DUT: MOBILE DEVICE 5; Type: DC-MD5-01
Communication System: UID 0, LTE Band4; Frequency: 1732.5 MHz;
Communication System PAR: 0 dB
Medium parameters used: f = 1732.5 MHz; σ = 1.35 S/m; ε_r = 40.83; ρ = 1000 kg/m^3
Phantom section: Flat Section
Ambient Temperature (°C) : 23.4, Liquid Temperature (°C) : 22.3
Measurement Standard: DASY5 (IEEE/IEC/ANSI C63.19-2011)
DASY5 Configuration:

- Probe: EX3DV4 - SN3698; ConvF(7.92, 7.92, 7.92); Calibrated: 2019/11/22;
- Sensor-Surface: 1.4mm (Mechanical Surface Detection)
- Electronics: DAE4 Sn1207; Calibrated: 2019/11/14
- Phantom: SAM with left table; Type: SAM;
- Measurement SW: DASY52, Version 52.10 (0); SEMCAD X Version 14.6.10 (7417)

Configuration/Head/Area Scan (6x9x1): Measurement grid: dx=12mm, dy=12mm
Maximum value of SAR (measured) = 0.476 W/kg

Configuration/Head/Zoom Scan (5x5x7) (5x5x7)/Cube 0: Measurement grid: dx=8mm, dy=8mm, dz=5mm
Reference Value = 18.37 V/m; Power Drift = -0.03 dB
Peak SAR (extrapolated) = 0.563 W/kg
SAR(1 g) = 0.341 W/kg; SAR(10 g) = 0.202 W/kg
Maximum value of SAR (measured) = 0.483 W/kg

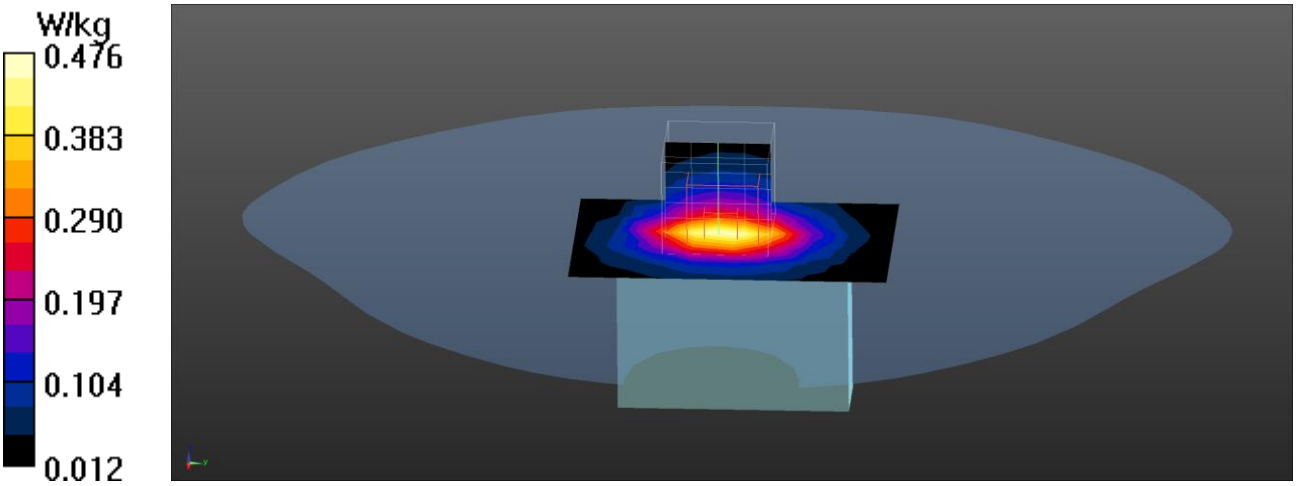

Test Laboratory: DEKRA Date/Time: 2020/04/18

LTE Band4 10M QPSK 1RB-0_20175_Right-Side_5mm
DUT: MOBILE DEVICE 5; Type: DC-MD5-01
Communication System: UID 0, LTE Band4; Frequency: 1732.5 MHz;
Communication System PAR: 0 dB
Medium parameters used: f = 1732.5 MHz; σ = 1.35 S/m; ε_r = 40.83; ρ = 1000 kg/m^3
Phantom section: Flat Section
Ambient Temperature (°C) : 23.4, Liquid Temperature (°C) : 22.3
Measurement Standard: DASY5 (IEEE/IEC/ANSI C63.19-2011)
DASY5 Configuration:

- Probe: EX3DV4 - SN3698; ConvF(7.92, 7.92, 7.92); Calibrated: 2019/11/22;
- Sensor-Surface: 1.4mm (Mechanical Surface Detection)
- Electronics: DAE4 Sn1207; Calibrated: 2019/11/14
- Phantom: SAM with left table; Type: SAM;
- Measurement SW: DASY52, Version 52.10 (0); SEMCAD X Version 14.6.10 (7417)

Configuration/Head/Area Scan (6x9x1): Measurement grid: dx=12mm, dy=12mm
Maximum value of SAR (measured) = 0.212 W/kg

Configuration/Head/Zoom Scan (5x5x7) (5x5x7)/Cube 0: Measurement grid: dx=8mm, dy=8mm, dz=5mm
Reference Value = 13.25 V/m; Power Drift = -0.06 dB
Peak SAR (extrapolated) = 0.241 W/kg
SAR(1 g) = 0.144 W/kg; SAR(10 g) = 0.082 W/kg
Maximum value of SAR (measured) = 0.202 W/kg

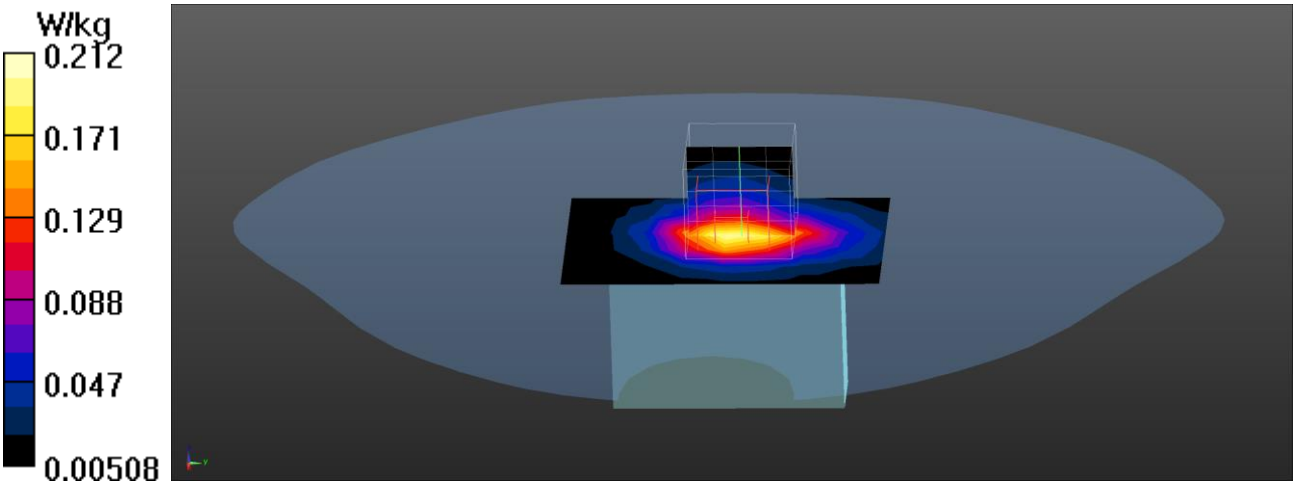

Test Laboratory: DEKRA Date/Time: 2020/04/18

LTE Band4 10M QPSK 1RB-0_20175_Top_5mm
DUT: MOBILE DEVICE 5; Type: DC-MD5-01
Communication System: UID 0, LTE Band4; Frequency: 1732.5 MHz;
Communication System PAR: 0 dB
Medium parameters used: f = 1732.5 MHz; σ = 1.35 S/m; ε_r = 40.83; ρ = 1000 kg/m^3
Phantom section: Flat Section
Ambient Temperature (°C) : 23.4, Liquid Temperature (°C) : 22.3
Measurement Standard: DASY5 (IEEE/IEC/ANSI C63.19-2011)
DASY5 Configuration:

- Probe: EX3DV4 - SN3698; ConvF(7.92, 7.92, 7.92); Calibrated: 2019/11/22;
- Sensor-Surface: 1.4mm (Mechanical Surface Detection)
- Electronics: DAE4 Sn1207; Calibrated: 2019/11/14
- Phantom: SAM with left table; Type: SAM;
- Measurement SW: DASY52, Version 52.10 (0); SEMCAD X Version 14.6.10 (7417)

Configuration/Head/Area Scan (6x6x1): Measurement grid: dx=12mm, dy=12mm
Maximum value of SAR (measured) = 0.113 W/kg

Configuration/Head/Zoom Scan (5x5x7) (5x5x7)/Cube 0: Measurement grid: dx=8mm, dy=8mm, dz=5mm
Reference Value = 8.503 V/m; Power Drift = 0.12 dB
Peak SAR (extrapolated) = 0.127 W/kg
SAR(1 g) = 0.070 W/kg; SAR(10 g) = 0.039 W/kg
Maximum value of SAR (measured) = 0.104 W/kg

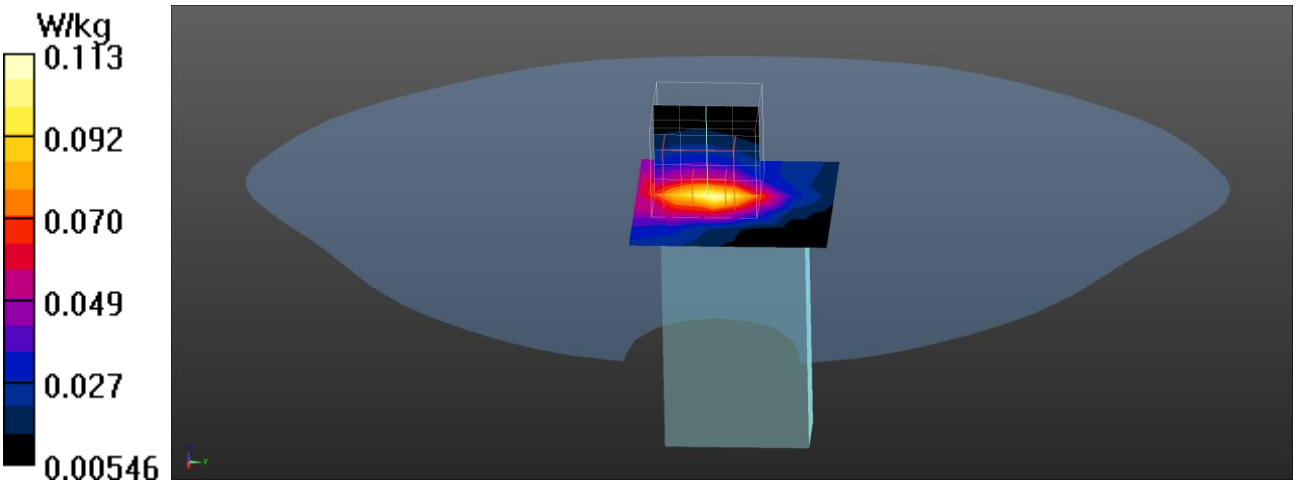

Test Laboratory: DEKRA Date/Time: 2020/04/18

LTE Band4 10M QPSK 1RB-0_20175_Bottom_5mm
DUT: MOBILE DEVICE 5; Type: DC-MD5-01
Communication System: UID 0, LTE Band4; Frequency: 1732.5 MHz;
Communication System PAR: 0 dB
Medium parameters used: f = 1732.5 MHz; σ = 1.35 S/m; ε_r = 40.83; ρ = 1000 kg/m^3
Phantom section: Flat Section
Ambient Temperature (°C) : 23.4, Liquid Temperature (°C) : 22.3
Measurement Standard: DASY5 (IEEE/IEC/ANSI C63.19-2011)
DASY5 Configuration:

- Probe: EX3DV4 - SN3698; ConvF(7.92, 7.92, 7.92); Calibrated: 2019/11/22;
- Sensor-Surface: 1.4mm (Mechanical Surface Detection)
- Electronics: DAE4 Sn1207; Calibrated: 2019/11/14
- Phantom: SAM with left table; Type: SAM;
- Measurement SW: DASY52, Version 52.10 (0); SEMCAD X Version 14.6.10 (7417)

Configuration/Head/Area Scan (6x6x1): Measurement grid: dx=12mm, dy=12mm
Maximum value of SAR (measured) = 0.590 W/kg

Configuration/Head/Zoom Scan (5x5x7) (5x5x7)/Cube 0: Measurement grid: dx=8mm, dy=8mm, dz=5mm
Reference Value = 20.46 V/m; Power Drift = -0.13 dB
Peak SAR (extrapolated) = 0.779 W/kg
SAR(1 g) = 0.373 W/kg; SAR(10 g) = 0.170 W/kg
Maximum value of SAR (measured) = 0.654 W/kg

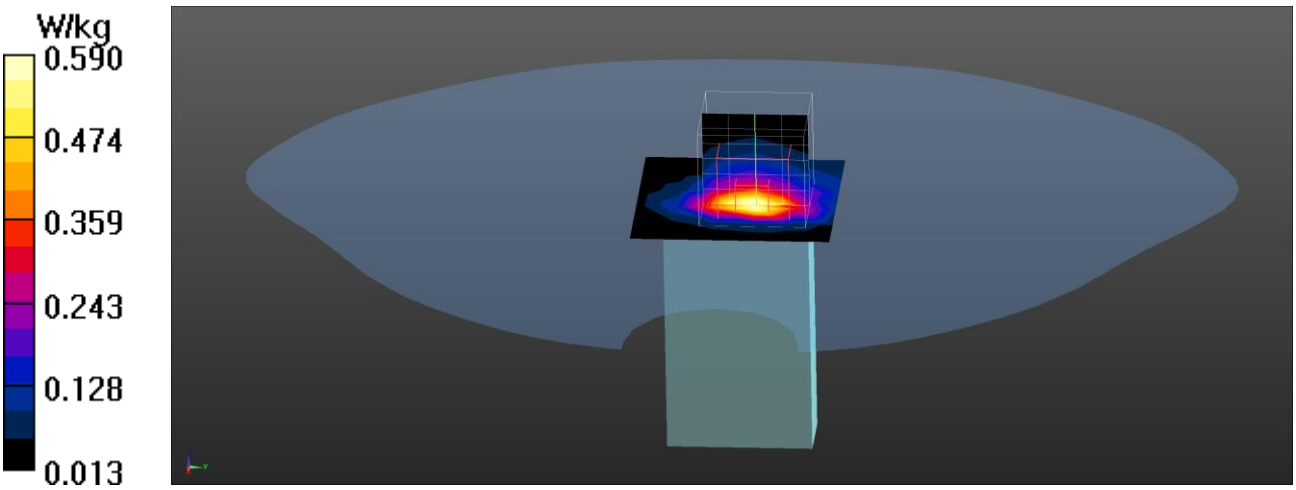

LTE Band 4 QPSK 25RB-0 EUT Back (5mm) Z-Axis plot
Channel: 20000

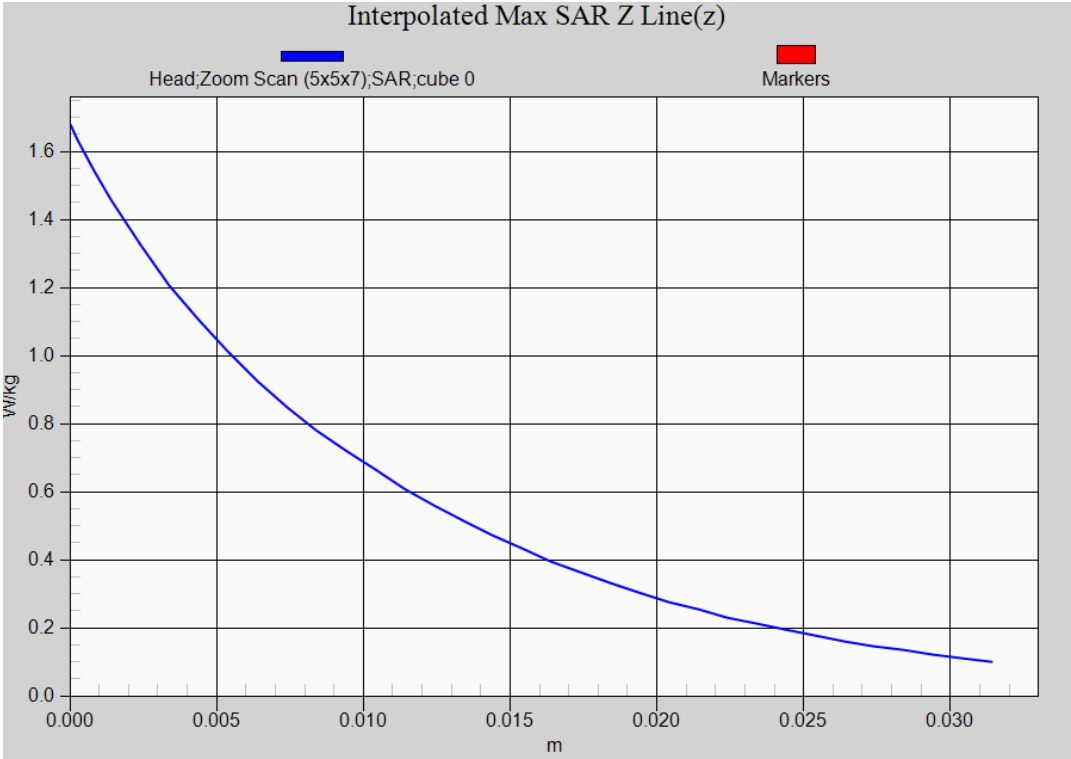

Test Laboratory: DEKRA Date/Time: 2020/04/11

LTE Band5 10M QPSK 1RB-25_20450_Front_5mm
DUT: MOBILE DEVICE 5; Type: DC-MD5-01
Communication System: UID 0, LTE Band5; Frequency: 829 MHz;
Communication System PAR: 0 dB
Medium parameters used: f = 829 MHz; σ = 0.9 S/m; ε_r = 41.73; ρ = 1000 kg/m^3
Phantom section: Flat Section
Ambient Temperature (°C) : 23.8, Liquid Temperature (°C) : 22.6
Measurement Standard: DASY5 (IEEE/IEC/ANSI C63.19-2011)
DASY5 Configuration:

- Probe: EX3DV4 - SN3698; ConvF(8.91, 8.91, 8.91); Calibrated: 2019/11/22;
- Sensor-Surface: 1.4mm (Mechanical Surface Detection)
- Electronics: DAE4 Sn1207; Calibrated: 2019/11/14
- Phantom: SAM with right table; Type: SAM;
- Measurement SW: DASY52, Version 52.10 (0); SEMCAD X Version 14.6.10 (7417)

Configuration/Head/Area Scan (6x9x1): Measurement grid: dx=12mm, dy=12mm
Maximum value of SAR (measured) = 0.703 W/kg

Configuration/Head/Zoom Scan (5x5x7) (5x5x7)/Cube 0: Measurement grid: dx=8mm, dy=8mm, dz=5mm
Reference Value = 29.29 V/m; Power Drift = -0.13 dB
Peak SAR (extrapolated) = 0.899 W/kg
SAR(1 g) = 0.521 W/kg; SAR(10 g) = 0.321 W/kg
Maximum value of SAR (measured) = 0.707 W/kg

Configuration/Head/Zoom Scan (5x5x7) (5x5x7)/Cube 1: Measurement grid: dx=8mm, dy=8mm, dz=5mm
Reference Value = 29.29 V/m; Power Drift = -0.13 dB
Peak SAR (extrapolated) = 0.818 W/kg
SAR(1 g) = 0.543 W/kg; SAR(10 g) = 0.362 W/kg
Maximum value of SAR (measured) = 0.713 W/kg

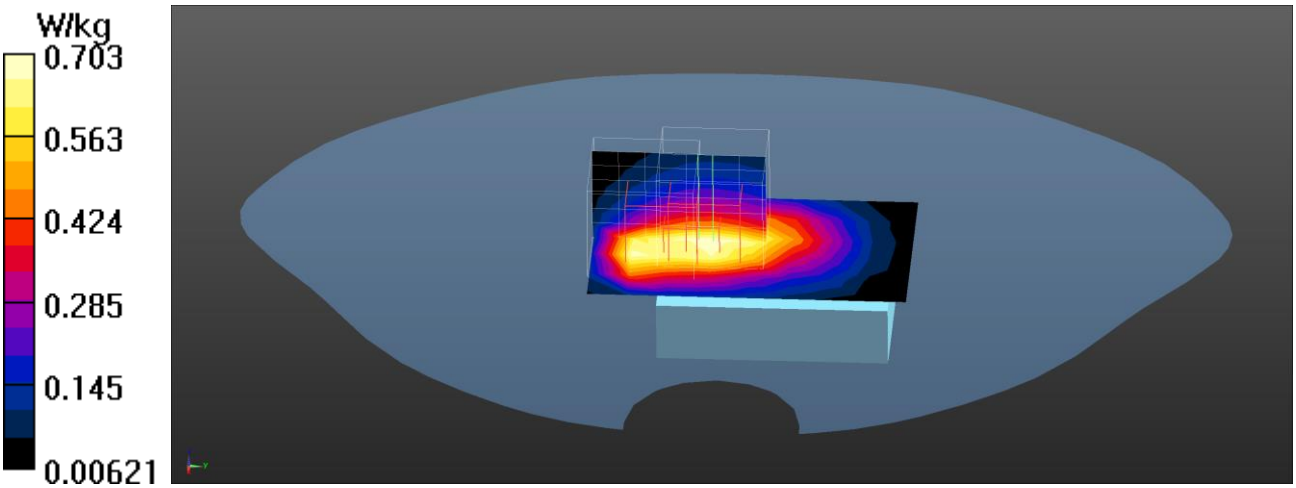

Test Laboratory: DEKRA Date/Time: 2020/04/11

LTE Band5 10M QPSK 1RB-25_20525_Front_5mm
DUT: MOBILE DEVICE 5; Type: DC-MD5-01
Communication System: UID 0, LTE Band5; Frequency: 836.5 MHz;
Communication System PAR: 0 dB
Medium parameters used: f = 836.5 MHz; σ = 0.91 S/m; ε_r = 41.67; ρ = 1000 kg/m^3
Phantom section: Flat Section
Ambient Temperature (°C) : 23.8, Liquid Temperature (°C) : 22.6
Measurement Standard: DASY5 (IEEE/IEC/ANSI C63.19-2011)
DASY5 Configuration:

- Probe: EX3DV4 - SN3698; ConvF(8.91, 8.91, 8.91); Calibrated: 2019/11/22;
- Sensor-Surface: 1.4mm (Mechanical Surface Detection)
- Electronics: DAE4 Sn1207; Calibrated: 2019/11/14
- Phantom: SAM with right table; Type: SAM;
- Measurement SW: DASY52, Version 52.10 (0); SEMCAD X Version 14.6.10 (7417)

Configuration/Head/Area Scan (6x9x1): Measurement grid: dx=12mm, dy=12mm
Maximum value of SAR (measured) = 0.660 W/kg

Configuration/Head/Zoom Scan (5x5x7) (5x5x7)/Cube 0: Measurement grid: dx=8mm, dy=8mm, dz=5mm
Reference Value = 27.63 V/m; Power Drift = -0.17 dB
Peak SAR (extrapolated) = 0.780 W/kg
SAR(1 g) = 0.509 W/kg; SAR(10 g) = 0.342 W/kg
Maximum value of SAR (measured) = 0.676 W/kg

Configuration/Head/Zoom Scan (5x5x7) (5x5x7)/Cube 1: Measurement grid: dx=8mm, dy=8mm, dz=5mm
Reference Value = 27.63 V/m; Power Drift = -0.17 dB
Peak SAR (extrapolated) = 2.00 W/kg
SAR(1 g) = 0.693 W/kg; SAR(10 g) = 0.268 W/kg
Maximum value of SAR (measured) = 0.638 W/kg

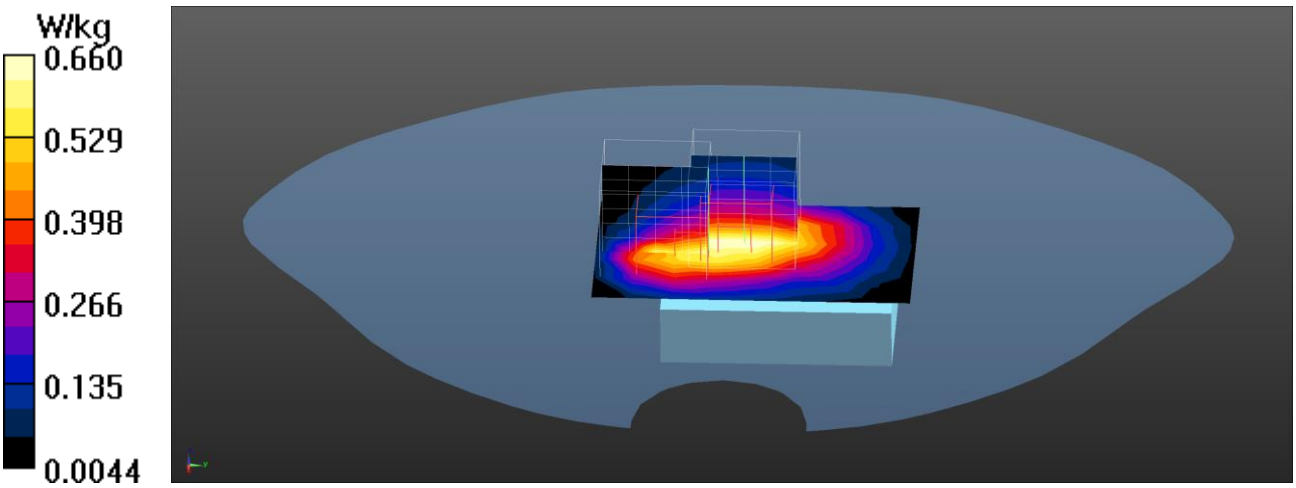

Test Laboratory: DEKRA Date/Time: 2020/04/11

LTE Band5 10M QPSK 1RB-25_20600_Front_5mm
DUT: MOBILE DEVICE 5; Type: DC-MD5-01
Communication System: UID 0, LTE Band5; Frequency: 844 MHz;
Communication System PAR: 0 dB
Medium parameters used: f = 844 MHz; σ = 0.91 S/m; ε_r = 41.58; ρ = 1000 kg/m^3
Phantom section: Flat Section
Ambient Temperature (°C) : 23.8, Liquid Temperature (°C) : 22.6
Measurement Standard: DASY5 (IEEE/IEC/ANSI C63.19-2011)
DASY5 Configuration:

- Probe: EX3DV4 - SN3698; ConvF(8.91, 8.91, 8.91); Calibrated: 2019/11/22;
- Sensor-Surface: 1.4mm (Mechanical Surface Detection)
- Electronics: DAE4 Sn1207; Calibrated: 2019/11/14
- Phantom: SAM with right table; Type: SAM;
- Measurement SW: DASY52, Version 52.10 (0); SEMCAD X Version 14.6.10 (7417)

Configuration/Head/Area Scan (6x9x1): Measurement grid: dx=12mm, dy=12mm
Maximum value of SAR (measured) = 0.669 W/kg

Configuration/Head/Zoom Scan (5x5x7) (5x5x7)/Cube 0: Measurement grid: dx=8mm, dy=8mm, dz=5mm
Reference Value = 28.26 V/m; Power Drift = -0.13 dB
Peak SAR (extrapolated) = 0.845 W/kg
SAR(1 g) = 0.478 W/kg; SAR(10 g) = 0.296 W/kg
Maximum value of SAR (measured) = 0.671 W/kg

Configuration/Head/Zoom Scan (5x5x7) (5x5x7)/Cube 1: Measurement grid: dx=8mm, dy=8mm, dz=5mm
Reference Value = 28.26 V/m; Power Drift = -0.13 dB
Peak SAR (extrapolated) = 1.38 W/kg
SAR(1 g) = 0.645 W/kg; SAR(10 g) = 0.310 W/kg
Maximum value of SAR (measured) = 0.685 W/kg

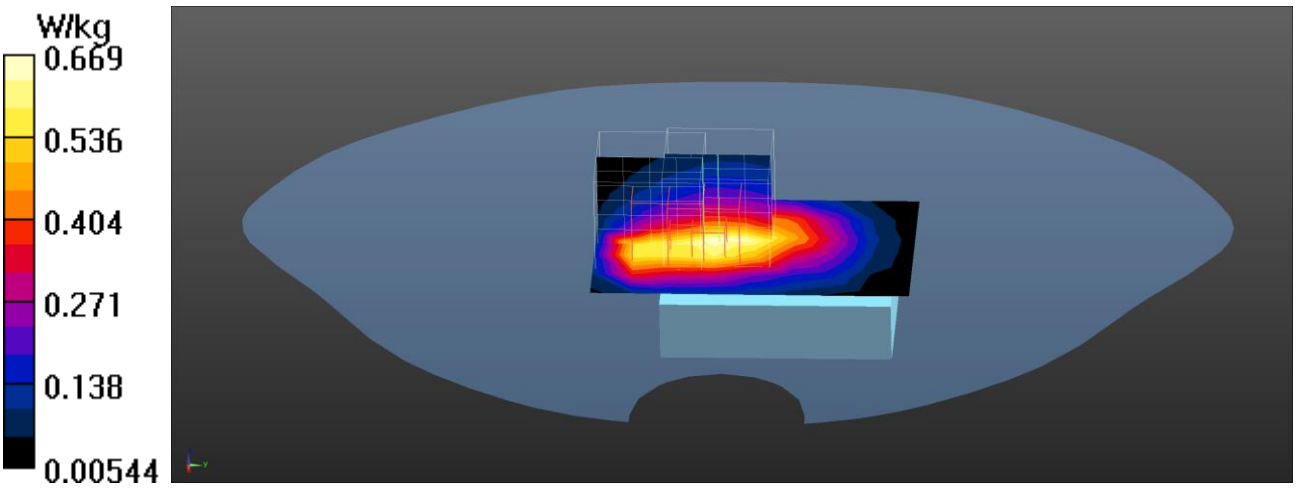

Test Laboratory: DEKRA Date/Time: 2020/04/11

LTE Band5 10M QPSK 25RB-25_20525_Front_5mm
DUT: MOBILE DEVICE 5; Type: DC-MD5-01
Communication System: UID 0, LTE Band5; Frequency: 836.5 MHz;
Communication System PAR: 0 dB
Medium parameters used: f = 836.5 MHz; σ = 0.91 S/m; ε_r = 41.67; ρ = 1000 kg/m^3
Phantom section: Flat Section
Ambient Temperature (°C) : 23.8, Liquid Temperature (°C) : 22.6
Measurement Standard: DASY5 (IEEE/IEC/ANSI C63.19-2011)
DASY5 Configuration:

- Probe: EX3DV4 - SN3698; ConvF(8.91, 8.91, 8.91); Calibrated: 2019/11/22;
- Sensor-Surface: 1.4mm (Mechanical Surface Detection)
- Electronics: DAE4 Sn1207; Calibrated: 2019/11/14
- Phantom: SAM with right table; Type: SAM;
- Measurement SW: DASY52, Version 52.10 (0); SEMCAD X Version 14.6.10 (7417)

Configuration/Head/Area Scan (6x9x1): Measurement grid: dx=12mm, dy=12mm
Maximum value of SAR (measured) = 0.703 W/kg

Configuration/Head/Zoom Scan (5x5x7) (5x5x7)/Cube 0: Measurement grid: dx=8mm, dy=8mm, dz=5mm
Reference Value = 29.60 V/m; Power Drift = -0.02 dB
Peak SAR (extrapolated) = 0.750 W/kg
SAR(1 g) = 0.450 W/kg; SAR(10 g) = 0.276 W/kg
Maximum value of SAR (measured) = 0.619 W/kg

Configuration/Head/Zoom Scan (5x5x7) (5x5x7)/Cube 1: Measurement grid: dx=8mm, dy=8mm, dz=5mm
Reference Value = 29.60 V/m; Power Drift = -0.02 dB
Peak SAR (extrapolated) = 0.682 W/kg
SAR(1 g) = 0.456 W/kg; SAR(10 g) = 0.308 W/kg
Maximum value of SAR (measured) = 0.596 W/kg

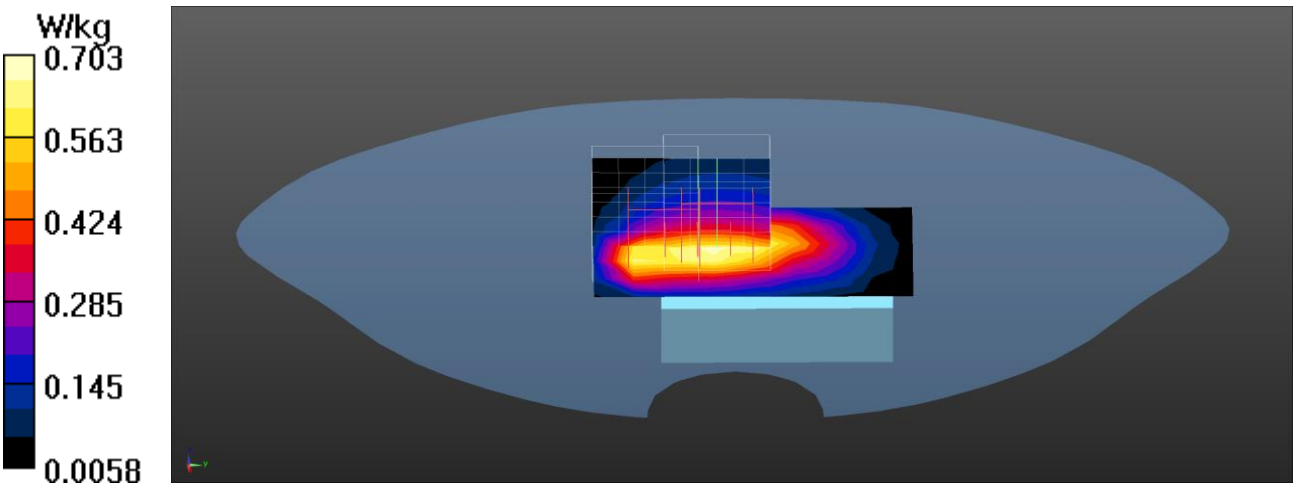

Test Laboratory: DEKRA Date/Time: 2020/04/11

LTE Band5 10M QPSK 1RB-25_20525_Back_5mm
DUT: MOBILE DEVICE 5; Type: DC-MD5-01
Communication System: UID 0, FCC LTE Band5; Frequency: 836.5 MHz;
Communication System PAR: 0 dB
Medium parameters used: f = 836.5 MHz; σ = 0.91 S/m; ε_r = 41.67; ρ = 1000 kg/m^3
Phantom section: Flat Section
Ambient Temperature (°C) : 23.8, Liquid Temperature (°C) : 22.6
Measurement Standard: DASY5 (IEEE/IEC/ANSI C63.19-2011)
DASY5 Configuration:

- Probe: EX3DV4 - SN3698; ConvF(8.91, 8.91, 8.91); Calibrated: 2019/11/22;
- Sensor-Surface: 1.4mm (Mechanical Surface Detection)
- Electronics: DAE4 Sn1207; Calibrated: 2019/11/14
- Phantom: SAM with right table; Type: SAM;
- Measurement SW: DASY52, Version 52.10 (0); SEMCAD X Version 14.6.10 (7417)

Configuration/Head/Area Scan (6x9x1): Measurement grid: dx=12mm, dy=12mm
Maximum value of SAR (measured) = 1.07 W/kg

Configuration/Head/Zoom Scan (5x5x7) (5x5x7)/Cube 0: Measurement grid: dx=8mm, dy=8mm, dz=5mm
Reference Value = 34.10 V/m; Power Drift = -0.16 dB
Peak SAR (extrapolated) = 1.26 W/kg
SAR(1 g) = 0.659 W/kg; SAR(10 g) = 0.394 W/kg
Maximum value of SAR (measured) = 0.988 W/kg

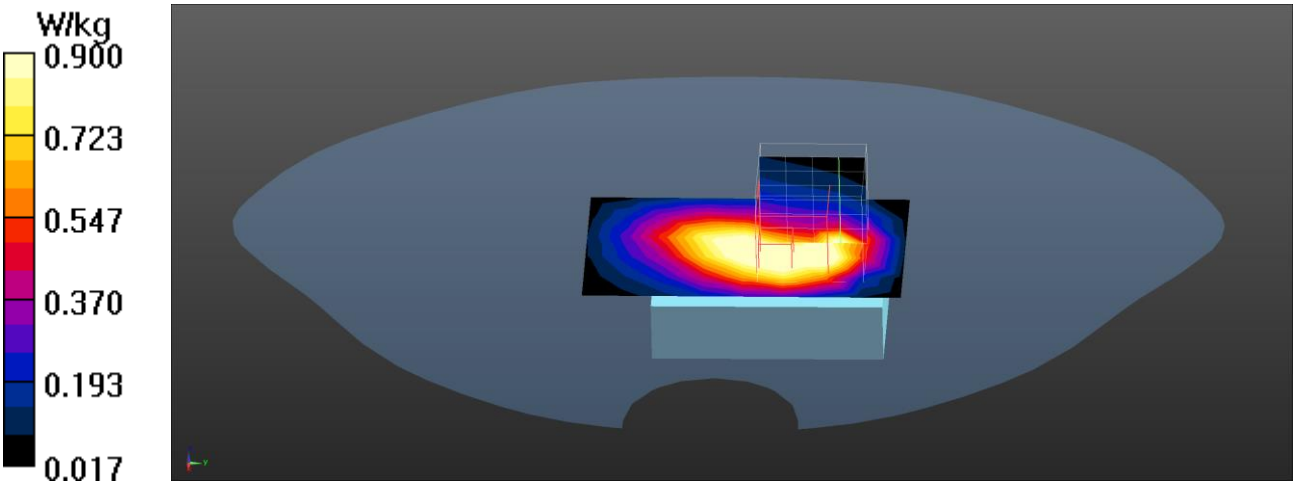

Test Laboratory: DEKRA Date/Time: 2020/04/11

LTE Band5 10M QPSK 1RB-25_20525_Top_5mm
DUT: MOBILE DEVICE 5; Type: DC-MD5-01
Communication System: UID 0, LTE Band5; Frequency: 836.5 MHz;
Communication System PAR: 0 dB
Medium parameters used: f = 836.5 MHz; σ = 0.91 S/m; ε_r = 41.67; ρ = 1000 kg/m^3
Phantom section: Flat Section
Ambient Temperature (°C) : 23.8, Liquid Temperature (°C) : 22.6
Measurement Standard: DASY5 (IEEE/IEC/ANSI C63.19-2011)
DASY5 Configuration:

- Probe: EX3DV4 - SN3698; ConvF(8.91, 8.91, 8.91); Calibrated: 2019/11/22;
- Sensor-Surface: 1.4mm (Mechanical Surface Detection)
- Electronics: DAE4 Sn1207; Calibrated: 2019/11/14
- Phantom: SAM with right table; Type: SAM;
- Measurement SW: DASY52, Version 52.10 (0); SEMCAD X Version 14.6.10 (7417)

Configuration/Head/Area Scan (6x6x1): Measurement grid: dx=12mm, dy=12mm
Maximum value of SAR (measured) = 0.466 W/kg

Configuration/Head/Zoom Scan (5x5x7) (5x5x7)/Cube 0: Measurement grid: dx=8mm, dy=8mm, dz=5mm
Reference Value = 28.43 V/m; Power Drift = -0.06 dB
Peak SAR (extrapolated) = 0.888 W/kg
SAR(1 g) = 0.309 W/kg; SAR(10 g) = 0.148 W/kg
Maximum value of SAR (measured) = 0.600 W/kg

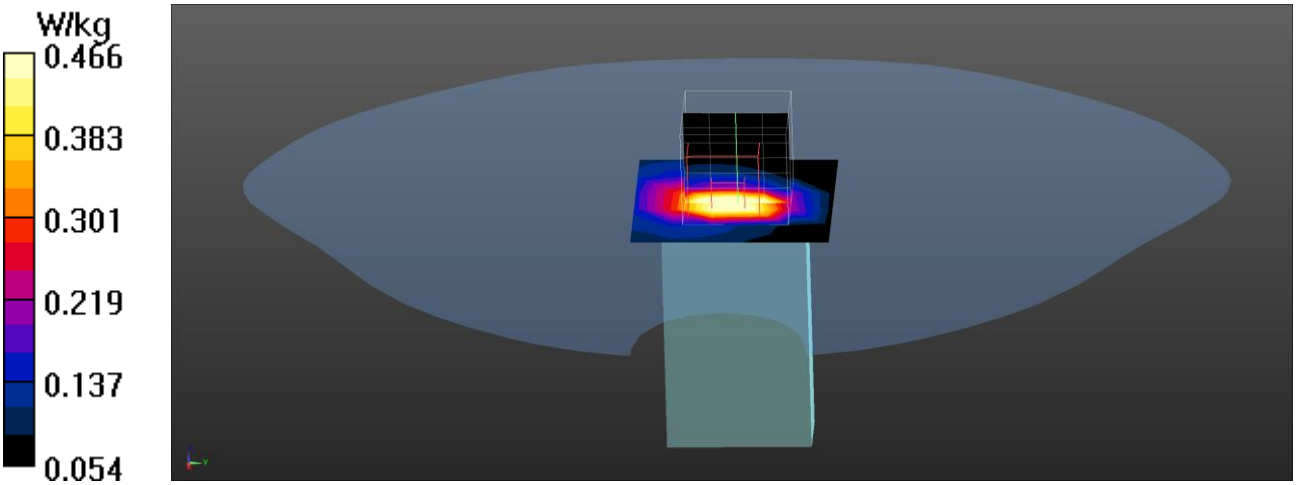

Test Laboratory: DEKRA Date/Time: 2020/04/11

LTE Band5 10M QPSK 1RB-25_20525_Left-Side_5mm
DUT: MOBILE DEVICE 5; Type: DC-MD5-01
Communication System: UID 0, FCC LTE Band5; Frequency: 836.5 MHz;
Communication System PAR: 0 dB
Medium parameters used: f = 836.5 MHz; σ = 0.91 S/m; ε_r = 41.67; ρ = 1000 kg/m^3
Phantom section: Flat Section
Ambient Temperature (°C) : 23.8, Liquid Temperature (°C) : 22.6
Measurement Standard: DASY5 (IEEE/IEC/ANSI C63.19-2011)
DASY5 Configuration:

- Probe: EX3DV4 - SN3698; ConvF(8.91, 8.91, 8.91); Calibrated: 2019/11/22;
- Sensor-Surface: 1.4mm (Mechanical Surface Detection)
- Electronics: DAE4 Sn1207; Calibrated: 2019/11/14
- Phantom: SAM with right table; Type: SAM;
- Measurement SW: DASY52, Version 52.10 (0); SEMCAD X Version 14.6.10 (7417)

Configuration/Head/Area Scan (6x9x1): Measurement grid: dx=12mm, dy=12mm
Maximum value of SAR (measured) = 0.330 W/kg

Configuration/Head/Zoom Scan (5x5x7) (5x5x7)/Cube 0: Measurement grid: dx=8mm, dy=8mm, dz=5mm
Reference Value = 19.53 V/m; Power Drift = 0.09 dB
Peak SAR (extrapolated) = 0.482 W/kg
SAR(1 g) = 0.251 W/kg; SAR(10 g) = 0.157 W/kg
Maximum value of SAR (measured) = 0.382 W/kg

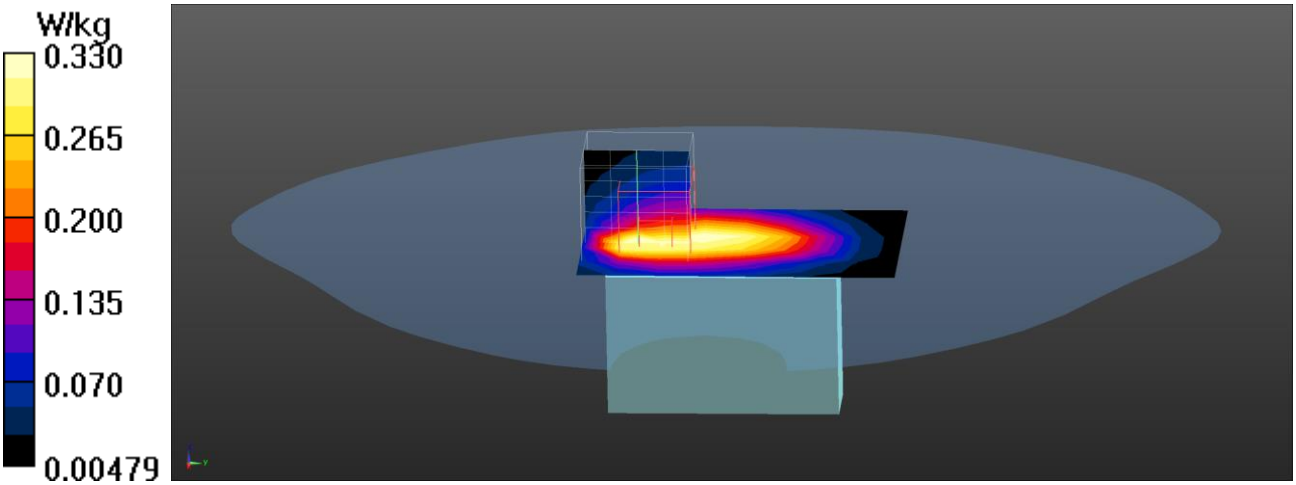

Test Laboratory: DEKRA Date/Time: 2020/04/11

LTE Band5 10M QPSK 1RB-25_20525_Right-Side_5mm
DUT: MOBILE DEVICE 5; Type: DC-MD5-01
Communication System: UID 0, LTE Band5; Frequency: 836.5 MHz;
Communication System PAR: 0 dB
Medium parameters used: f = 836.5 MHz; σ = 0.91 S/m; ε_r = 41.67; ρ = 1000 kg/m^3
Phantom section: Flat Section
Ambient Temperature (°C) : 23.8, Liquid Temperature (°C) : 22.6
Measurement Standard: DASY5 (IEEE/IEC/ANSI C63.19-2011)
DASY5 Configuration:

- Probe: EX3DV4 - SN3698; ConvF(8.91, 8.91, 8.91); Calibrated: 2019/11/22;
- Sensor-Surface: 1.4mm (Mechanical Surface Detection)
- Electronics: DAE4 Sn1207; Calibrated: 2019/11/14
- Phantom: SAM with right table; Type: SAM;
- Measurement SW: DASY52, Version 52.10 (0); SEMCAD X Version 14.6.10 (7417)

Configuration/Head/Area Scan (6x9x1): Measurement grid: dx=12mm, dy=12mm
Maximum value of SAR (measured) = 0.347 W/kg

Configuration/Head/Zoom Scan (5x5x7) (5x5x7)/Cube 0: Measurement grid: dx=8mm, dy=8mm, dz=5mm
Reference Value = 21.77 V/m; Power Drift = -0.18 dB
Peak SAR (extrapolated) = 0.389 W/kg
SAR(1 g) = 0.242 W/kg; SAR(10 g) = 0.159 W/kg
Maximum value of SAR (measured) = 0.329 W/kg

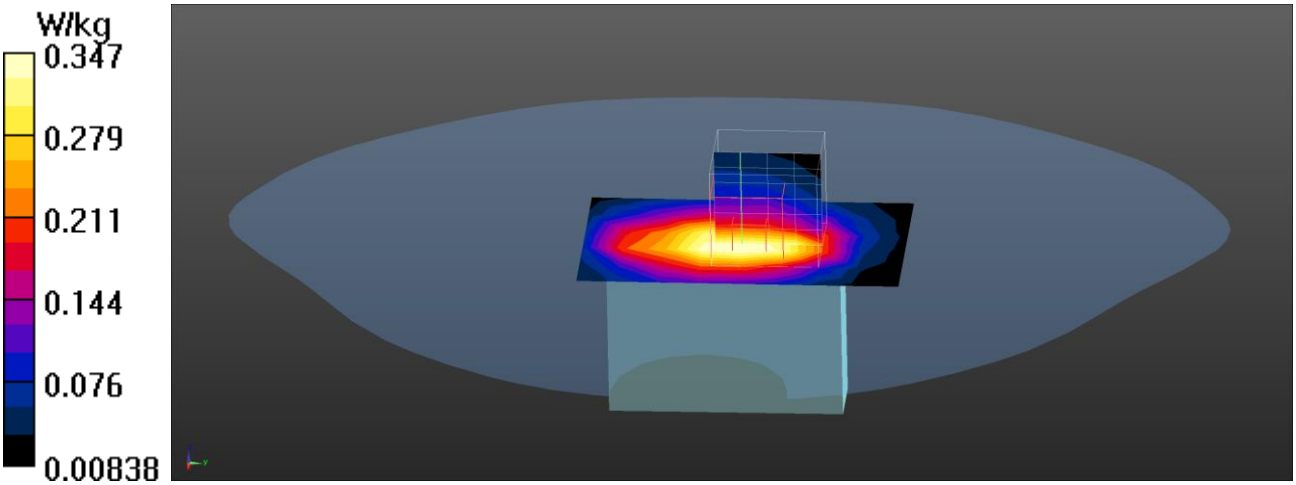

Test Laboratory: DEKRA Date/Time: 2020/04/11

LTE Band5 10M QPSK 1RB-25_20525_Bottom_5mm
DUT: MOBILE DEVICE 5; Type: DC-MD5-01
Communication System: UID 0, LTE Band5; Frequency: 836.5 MHz;
Communication System PAR: 0 dB
Medium parameters used: f = 836.5 MHz; σ = 0.91 S/m; ε_r = 41.67; ρ = 1000 kg/m^3
Phantom section: Flat Section
Ambient Temperature (°C) : 23.8, Liquid Temperature (°C) : 22.6
Measurement Standard: DASY5 (IEEE/IEC/ANSI C63.19-2011)
DASY5 Configuration:

- Probe: EX3DV4 - SN3698; ConvF(8.91, 8.91, 8.91); Calibrated: 2019/11/22;
- Sensor-Surface: 1.4mm (Mechanical Surface Detection)
- Electronics: DAE4 Sn1207; Calibrated: 2019/11/14
- Phantom: SAM with right table; Type: SAM;
- Measurement SW: DASY52, Version 52.10 (0); SEMCAD X Version 14.6.10 (7417)

Configuration/Head/Area Scan (6x6x1): Measurement grid: dx=12mm, dy=12mm
Maximum value of SAR (measured) = 0.393 W/kg

Configuration/Head/Zoom Scan (5x5x7) (5x5x7)/Cube 0: Measurement grid: dx=8mm, dy=8mm, dz=5mm
Reference Value = 20.12 V/m; Power Drift = -0.18 dB
Peak SAR (extrapolated) = 0.583 W/kg
SAR(1 g) = 0.251 W/kg; SAR(10 g) = 0.129 W/kg
Maximum value of SAR (measured) = 0.440 W/kg

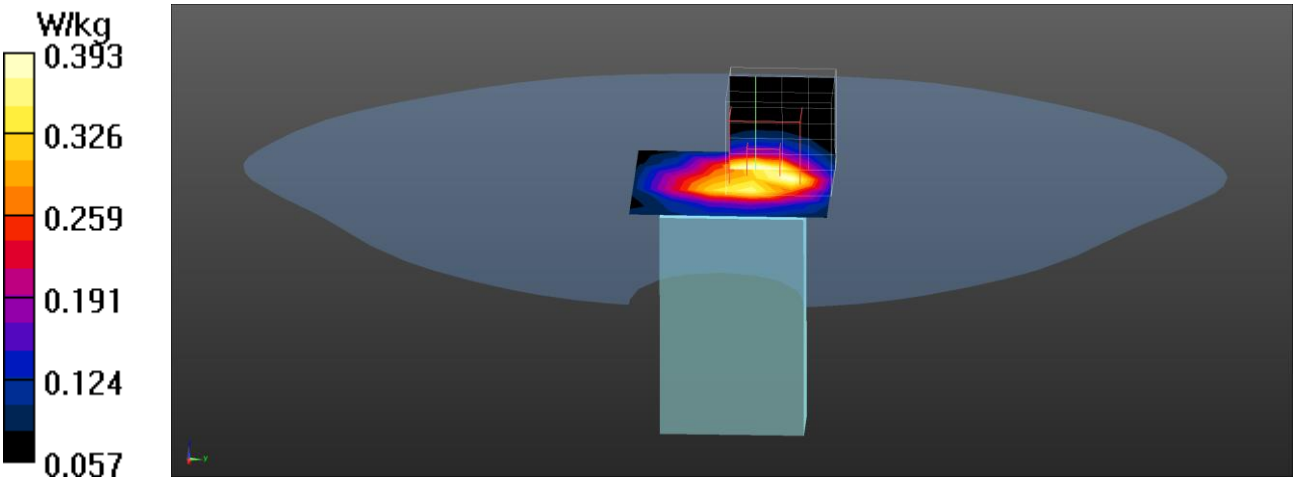

LTE Band 5 QPSK 1RB-25 EUT Front (5mm) Z-Axis plot
Channel: 20525

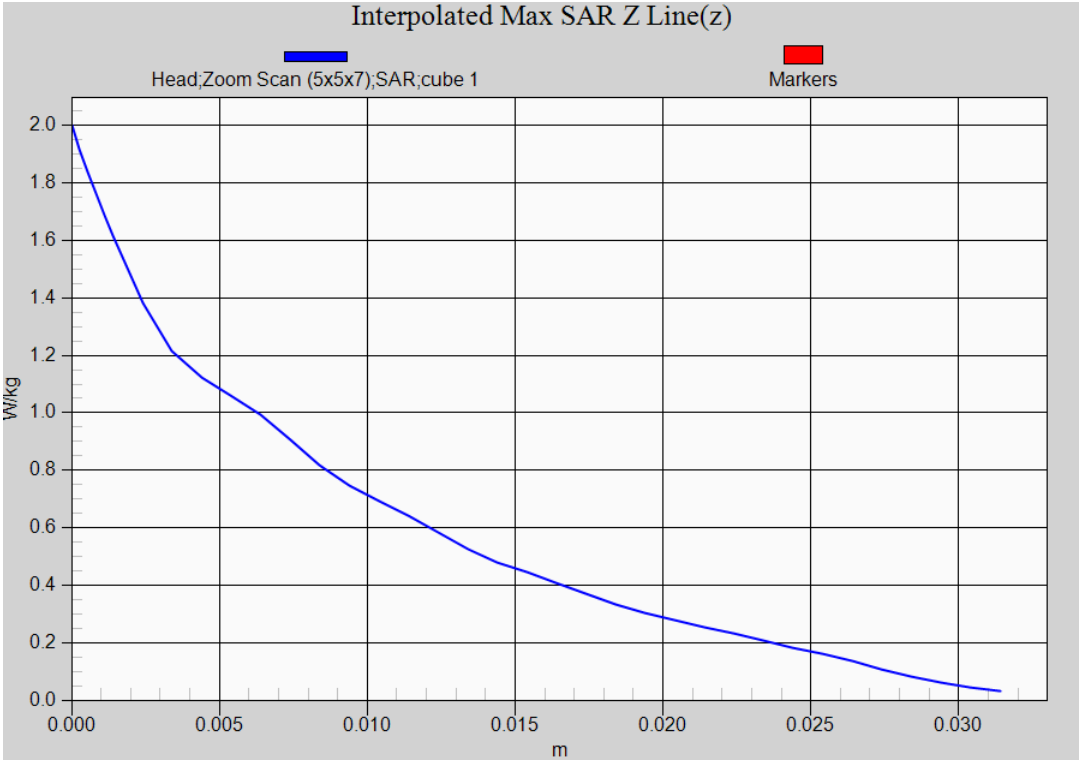

Test Laboratory: DEKRA Date/Time: 2020/04/15

LTE Band12 10M QPSK 1RB-25_23060_Front_5mm
DUT: MOBILE DEVICE 5; Type: DC-MD5-01
Communication System: UID 0, LTE Band12; Frequency: 704 MHz;
Communication System PAR: 0 dB
Medium parameters used: f = 704 MHz; σ = 0.86 S/m; ε_r = 42.92; ρ = 1000 kg/m^3
Phantom section: Flat Section
Ambient Temperature (°C) : 23.7, Liquid Temperature (°C) : 22.4
Measurement Standard: DASY5 (IEEE/IEC/ANSI C63.19-2011)
DASY5 Configuration:

- Probe: EX3DV4 - SN3698; ConvF(9.03, 9.03, 9.03); Calibrated: 2019/11/22;
- Sensor-Surface: 1.4mm (Mechanical Surface Detection)
- Electronics: DAE4 Sn1207; Calibrated: 2019/11/14
- Phantom: SAM with right table; Type: SAM;
- Measurement SW: DASY52, Version 52.10 (0); SEMCAD X Version 14.6.10 (7417)

Configuration/Head/Area Scan (6x9x1): Measurement grid: dx=12mm, dy=12mm
Maximum value of SAR (measured) = 1.29 W/kg

Configuration/Head/Zoom Scan (5x5x7) (5x5x7)/Cube 0: Measurement grid: dx=8mm, dy=8mm, dz=5mm
Reference Value = 37.94 V/m; Power Drift = -0.15 dB
Peak SAR (extrapolated) = 2.25 W/kg
SAR(1 g) = 0.807 W/kg; SAR(10 g) = 0.549 W/kg
Maximum value of SAR (measured) = 1.63 W/kg

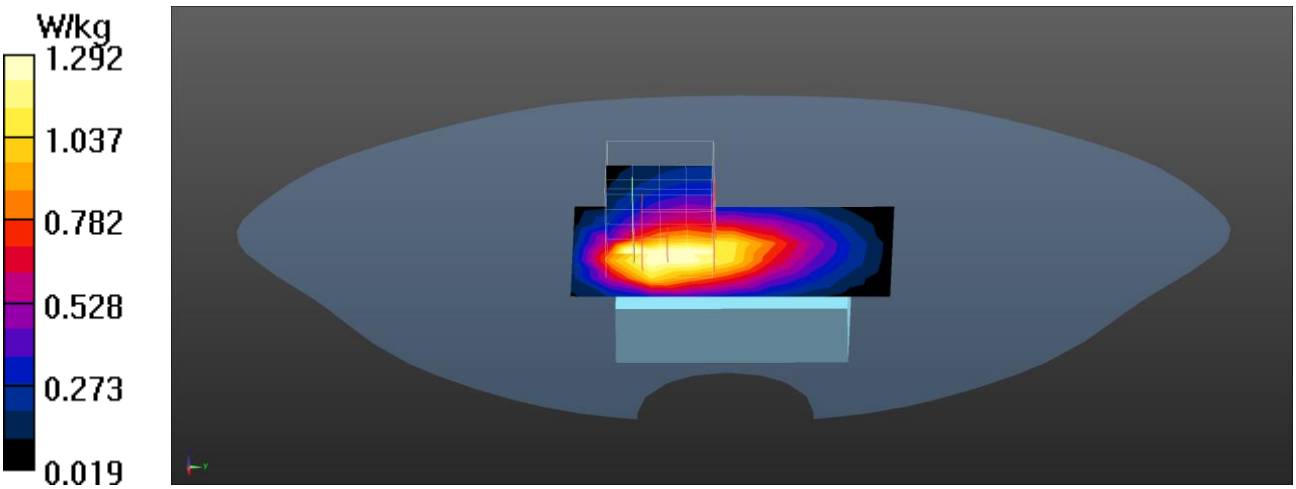

Test Laboratory: DEKRA Date/Time: 2020/04/15

LTE Band12 10M QPSK 1RB-25_23095_Front_5mm
DUT: MOBILE DEVICE 5; Type: DC-MD5-01
Communication System: UID 0, LTE Band12; Frequency: 707.5 MHz;
Communication System PAR: 0 dB
Medium parameters used: f = 707.5 MHz; σ = 0.86 S/m; ε_r = 42.89; ρ = 1000 kg/m^3
Phantom section: Flat Section
Ambient Temperature (°C) : 23.7, Liquid Temperature (°C) : 22.4
Measurement Standard: DASY5 (IEEE/IEC/ANSI C63.19-2011)
DASY5 Configuration:

- Probe: EX3DV4 - SN3698; ConvF(9.03, 9.03, 9.03); Calibrated: 2019/11/22;
- Sensor-Surface: 1.4mm (Mechanical Surface Detection)
- Electronics: DAE4 Sn1207; Calibrated: 2019/11/14
- Phantom: SAM with right table; Type: SAM;
- Measurement SW: DASY52, Version 52.10 (0); SEMCAD X Version 14.6.10 (7417)

Configuration/Head/Area Scan (6x9x1): Measurement grid: dx=12mm, dy=12mm
Maximum value of SAR (measured) = 1.60 W/kg

Configuration/Head/Zoom Scan (5x5x7) (5x5x7)/Cube 0: Measurement grid: dx=8mm, dy=8mm, dz=5mm
Reference Value = 42.65 V/m; Power Drift = -0.12 dB
Peak SAR (extrapolated) = 2.16 W/kg
SAR(1 g) = 0.829 W/kg; SAR(10 g) = 0.559 W/kg
Maximum value of SAR (measured) = 1.61 W/kg

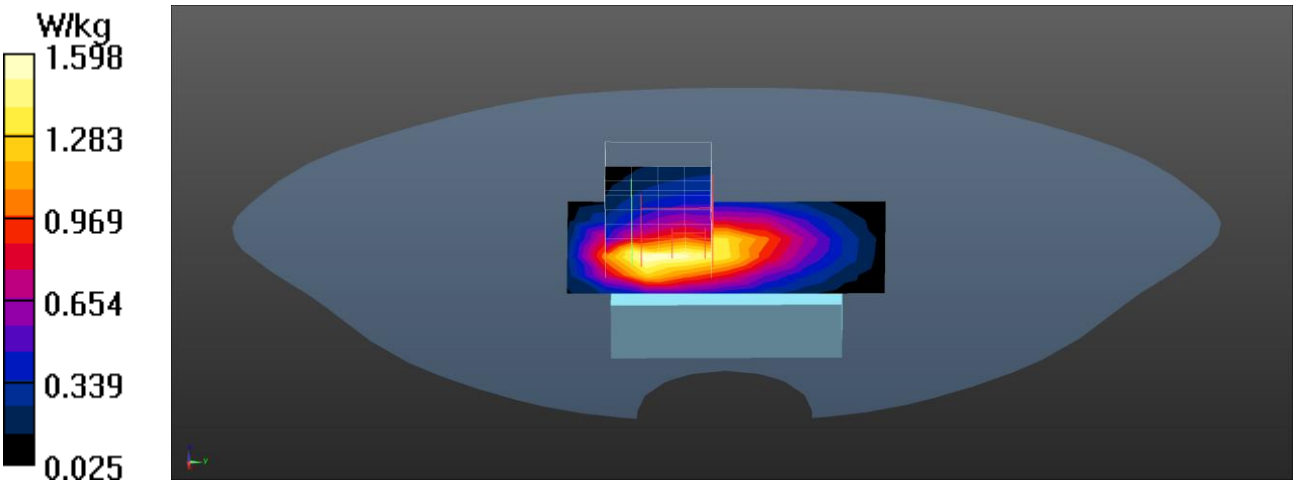

Test Laboratory: DEKRA Date/Time: 2020/04/15

LTE Band12 10M QPSK 1RB-25_23130_Front_5mm
DUT: MOBILE DEVICE 5; Type: DC-MD5-01
Communication System: UID 0, LTE Band12; Frequency: 711 MHz;
Communication System PAR: 0 dB
Medium parameters used: f = 711 MHz; σ = 0.87 S/m; ε_r = 42.84; ρ = 1000 kg/m^3
Phantom section: Flat Section
Ambient Temperature (°C) : 23.7, Liquid Temperature (°C) : 22.4
Measurement Standard: DASY5 (IEEE/IEC/ANSI C63.19-2011)
DASY5 Configuration:

- Probe: EX3DV4 - SN3698; ConvF(9.03, 9.03, 9.03); Calibrated: 2019/11/22;
- Sensor-Surface: 1.4mm (Mechanical Surface Detection)
- Electronics: DAE4 Sn1207; Calibrated: 2019/11/14
- Phantom: SAM with right table; Type: SAM;
- Measurement SW: DASY52, Version 52.10 (0); SEMCAD X Version 14.6.10 (7417)

Configuration/Head/Area Scan (6x9x1): Measurement grid: dx=12mm, dy=12mm
Maximum value of SAR (measured) = 1.40 W/kg

Configuration/Head/Zoom Scan (5x5x7) (5x5x7)/Cube 0: Measurement grid: dx=8mm, dy=8mm, dz=5mm
Reference Value = 38.64 V/m; Power Drift = -0.06 dB
Peak SAR (extrapolated) = 2.98 W/kg
SAR(1 g) = 1.1 W/kg; SAR(10 g) = 0.595 W/kg
Maximum value of SAR (measured) = 1.56 W/kg

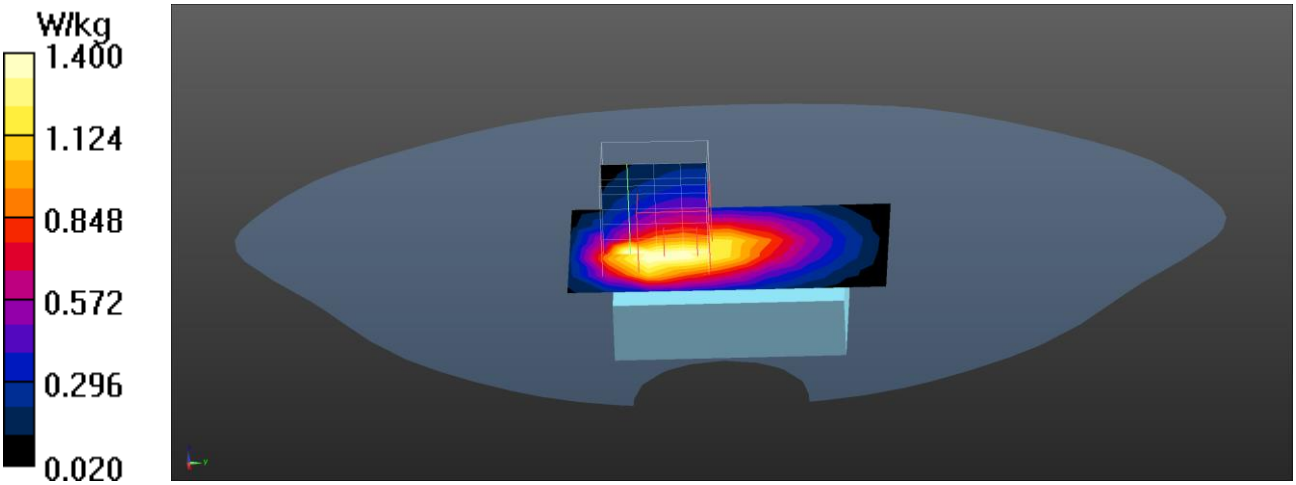

Test Laboratory: DEKRA Date/Time: 2020/04/15

LTE Band12 10M QPSK 25RB-12_23095_Front_5mm
DUT: MOBILE DEVICE 5; Type: DC-MD5-01
Communication System: UID 0, LTE Band12; Frequency: 707.5 MHz;
Communication System PAR: 0 dB
Medium parameters used: f = 707.5 MHz; σ = 0.86 S/m; ε_r = 42.89; ρ = 1000 kg/m^3
Phantom section: Flat Section
Ambient Temperature (°C) : 23.7, Liquid Temperature (°C) : 22.4
Measurement Standard: DASY5 (IEEE/IEC/ANSI C63.19-2011)
DASY5 Configuration:

- Probe: EX3DV4 - SN3698; ConvF(9.03, 9.03, 9.03); Calibrated: 2019/11/22;
- Sensor-Surface: 1.4mm (Mechanical Surface Detection)
- Electronics: DAE4 Sn1207; Calibrated: 2019/11/14
- Phantom: SAM with right table; Type: SAM;
- Measurement SW: DASY52, Version 52.10 (0); SEMCAD X Version 14.6.10 (7417)

Configuration/Head/Area Scan (6x9x1): Measurement grid: dx=12mm, dy=12mm
Maximum value of SAR (measured) = 0.991 W/kg

Configuration/Head/Zoom Scan (5x5x7) (5x5x7)/Cube 0: Measurement grid: dx=8mm, dy=8mm, dz=5mm
Reference Value = 34.28 V/m; Power Drift = -0.18 dB
Peak SAR (extrapolated) = 1.19 W/kg
SAR(1 g) = 0.701 W/kg; SAR(10 g) = 0.479 W/kg
Maximum value of SAR (measured) = 0.984 W/kg

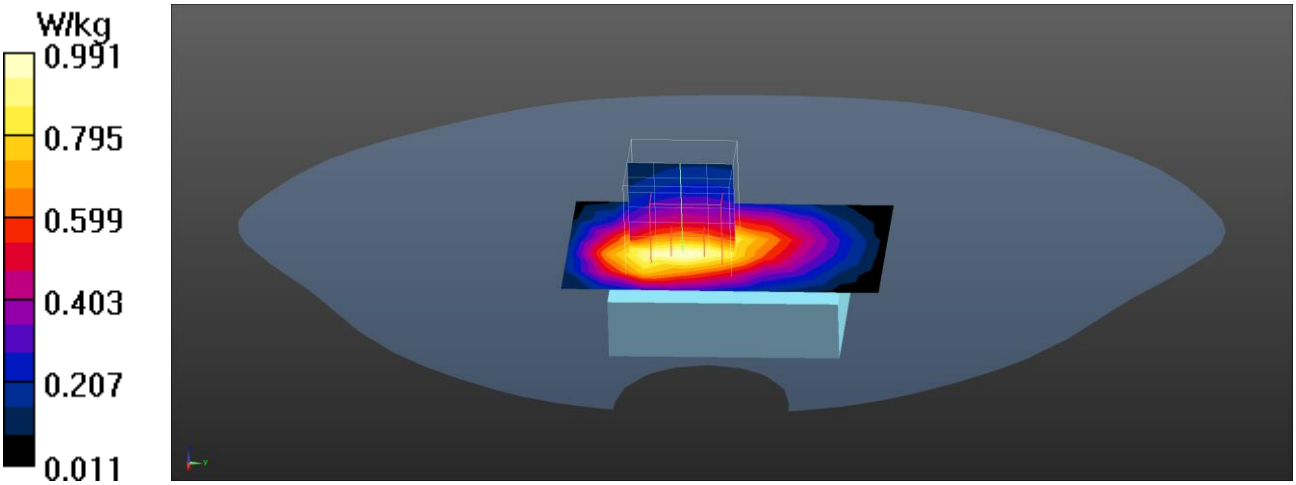

Test Laboratory: DEKRA Date/Time: 2020/04/15

LTE Band12 10M QPSK 1RB-25_23095_Back_5mm
DUT: MOBILE DEVICE 5; Type: DC-MD5-01
Communication System: UID 0, LTE Band12; Frequency: 707.5 MHz;
Communication System PAR: 0 dB
Medium parameters used: f = 707.5 MHz; σ = 0.86 S/m; ε_r = 42.89; ρ = 1000 kg/m^3
Phantom section: Flat Section
Ambient Temperature (°C) : 23.7, Liquid Temperature (°C) : 22.4
Measurement Standard: DASY5 (IEEE/IEC/ANSI C63.19-2011)
DASY5 Configuration:

- Probe: EX3DV4 - SN3698; ConvF(9.03, 9.03, 9.03); Calibrated: 2019/11/22;
- Sensor-Surface: 1.4mm (Mechanical Surface Detection)
- Electronics: DAE4 Sn1207; Calibrated: 2019/11/14
- Phantom: SAM with right table; Type: SAM;
- Measurement SW: DASY52, Version 52.10 (0); SEMCAD X Version 14.6.10 (7417)

Configuration/Head/Area Scan (6x9x1): Measurement grid: dx=12mm, dy=12mm
Maximum value of SAR (measured) = 1.17 W/kg

Configuration/Head/Zoom Scan (5x5x7) (5x5x7)/Cube 0: Measurement grid: dx=8mm, dy=8mm, dz=5mm
Reference Value = 37.33 V/m; Power Drift = -0.04 dB
Peak SAR (extrapolated) = 1.68 W/kg
SAR(1 g) = 0.631 W/kg; SAR(10 g) = 0.391 W/kg
Maximum value of SAR (measured) = 1.32 W/kg

Configuration/Head/Zoom Scan (5x5x7) (5x5x7)/Cube 1: Measurement grid: dx=8mm, dy=8mm, dz=5mm
Reference Value = 37.33 V/m; Power Drift = -0.04 dB
Peak SAR (extrapolated) = 1.38 W/kg
SAR(1 g) = 0.619 W/kg; SAR(10 g) = 0.417 W/kg
Maximum value of SAR (measured) = 1.14 W/kg

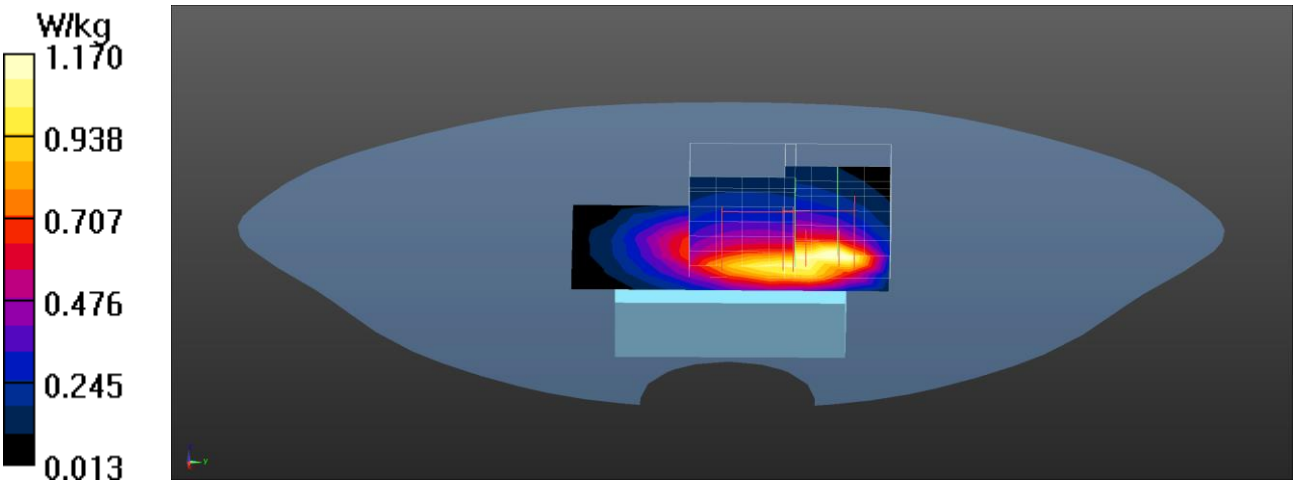

Test Laboratory: DEKRA Date/Time: 2020/04/15

LTE Band12 10M QPSK 1RB-25_23095_Left-Side_5mm
DUT: MOBILE DEVICE 5; Type: DC-MD5-01
Communication System: UID 0, LTE Band12; Frequency: 707.5 MHz;
Communication System PAR: 0 dB
Medium parameters used: f = 707.5 MHz; σ = 0.86 S/m; ε_r = 42.89; ρ = 1000 kg/m^3
Phantom section: Flat Section
Ambient Temperature (°C) : 23.7, Liquid Temperature (°C) : 22.4
Measurement Standard: DASY5 (IEEE/IEC/ANSI C63.19-2011)
DASY5 Configuration:

- Probe: EX3DV4 - SN3698; ConvF(9.03, 9.03, 9.03); Calibrated: 2019/11/22;
- Sensor-Surface: 1.4mm (Mechanical Surface Detection)
- Electronics: DAE4 Sn1207; Calibrated: 2019/11/14
- Phantom: SAM with right table; Type: SAM;
- Measurement SW: DASY52, Version 52.10 (0); SEMCAD X Version 14.6.10 (7417)

Configuration/Head/Area Scan (6x9x1): Measurement grid: dx=12mm, dy=12mm
Maximum value of SAR (measured) = 0.740 W/kg

Configuration/Head/Zoom Scan (5x5x7) (5x5x7)/Cube 0: Measurement grid: dx=8mm, dy=8mm, dz=5mm
Reference Value = 30.25 V/m; Power Drift = -0.19 dB
Peak SAR (extrapolated) = 1.17 W/kg
SAR(1 g) = 0.384 W/kg; SAR(10 g) = 0.228 W/kg
Maximum value of SAR (measured) = 0.863 W/kg

Configuration/Head/Zoom Scan (5x5x7) (5x5x7)/Cube 1: Measurement grid: dx=8mm, dy=8mm, dz=5mm
Reference Value = 30.25 V/m; Power Drift = -0.19 dB
Peak SAR (extrapolated) = 0.677 W/kg
SAR(1 g) = 0.313 W/kg; SAR(10 g) = 0.211 W/kg
Maximum value of SAR (measured) = 0.579 W/kg

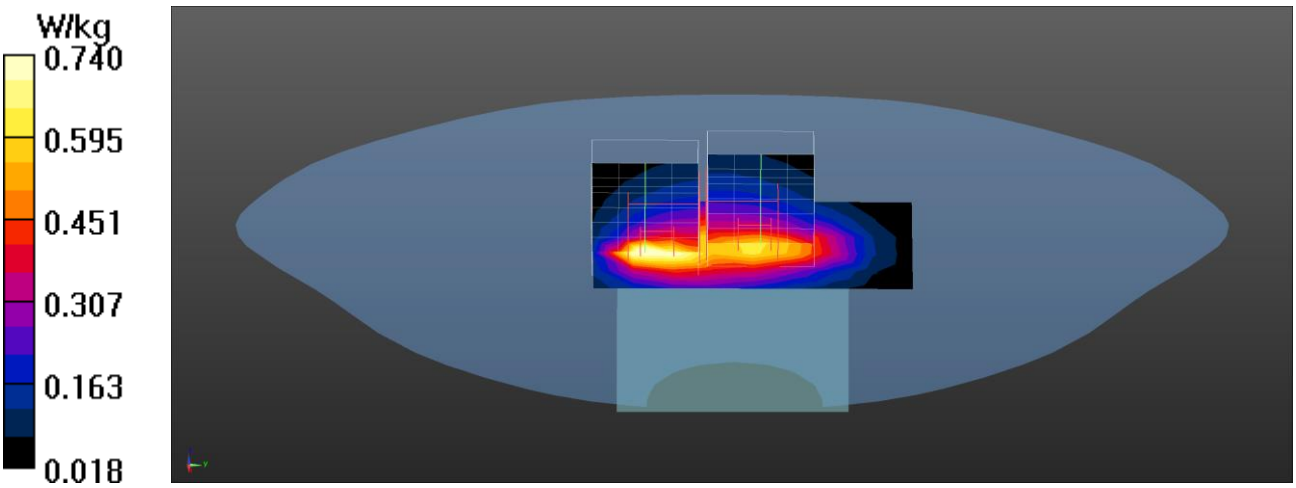

Test Laboratory: DEKRA Date/Time: 2020/04/15

LTE Band12 10M QPSK 1RB-25_23095_Right-Side_5mm
DUT: MOBILE DEVICE 5; Type: DC-MD5-01
Communication System: UID 0, LTE Band12; Frequency: 707.5 MHz;
Communication System PAR: 0 dB
Medium parameters used: f = 707.5 MHz; σ = 0.86 S/m; ε_r = 42.89; ρ = 1000 kg/m^3
Phantom section: Flat Section
Ambient Temperature (°C) : 23.7, Liquid Temperature (°C) : 22.4
Measurement Standard: DASY5 (IEEE/IEC/ANSI C63.19-2011)
DASY5 Configuration:

- Probe: EX3DV4 - SN3698; ConvF(9.03, 9.03, 9.03); Calibrated: 2019/11/22;
- Sensor-Surface: 1.4mm (Mechanical Surface Detection)
- Electronics: DAE4 Sn1207; Calibrated: 2019/11/14
- Phantom: SAM with right table; Type: SAM;
- Measurement SW: DASY52, Version 52.10 (0); SEMCAD X Version 14.6.10 (7417)

Configuration/Head/Area Scan (6x9x1): Measurement grid: dx=12mm, dy=12mm
Maximum value of SAR (measured) = 0.742 W/kg

Configuration/Head/Zoom Scan (5x5x7) (5x5x7)/Cube 0: Measurement grid: dx=8mm, dy=8mm, dz=5mm
Reference Value = 31.81 V/m; Power Drift = -0.09 dB
Peak SAR (extrapolated) = 0.787 W/kg
SAR(1 g) = 0.382 W/kg; SAR(10 g) = 0.241 W/kg
Maximum value of SAR (measured) = 0.684 W/kg

Configuration/Head/Zoom Scan (5x5x7) (5x5x7)/Cube 1: Measurement grid: dx=8mm, dy=8mm, dz=5mm
Reference Value = 31.81 V/m; Power Drift = -0.09 dB
Peak SAR (extrapolated) = 1.71 W/kg
SAR(1 g) = 0.468 W/kg; SAR(10 g) = 0.218 W/kg
Maximum value of SAR (measured) = 0.614 W/kg

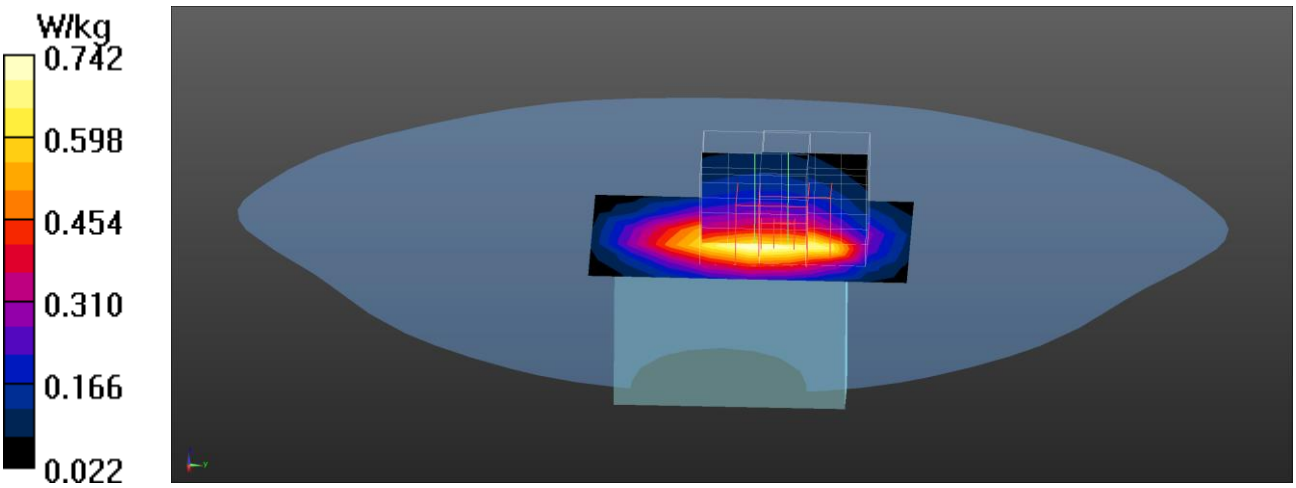

Test Laboratory: DEKRA Date/Time: 2020/04/15

LTE Band12 10M QPSK 1RB-25_23095_Top_5mm
DUT: MOBILE DEVICE 5; Type: DC-MD5-01
Communication System: UID 0, LTE Band12; Frequency: 707.5 MHz;
Communication System PAR: 0 dB
Medium parameters used: f = 707.5 MHz; σ = 0.86 S/m; ε_r = 42.89; ρ = 1000 kg/m^3
Phantom section: Flat Section
Ambient Temperature (°C) : 23.7, Liquid Temperature (°C) : 22.4
Measurement Standard: DASY5 (IEEE/IEC/ANSI C63.19-2011)
DASY5 Configuration:

- Probe: EX3DV4 - SN3698; ConvF(9.03, 9.03, 9.03); Calibrated: 2019/11/22;
- Sensor-Surface: 1.4mm (Mechanical Surface Detection)
- Electronics: DAE4 Sn1207; Calibrated: 2019/11/14
- Phantom: SAM with right table; Type: SAM;
- Measurement SW: DASY52, Version 52.10 (0); SEMCAD X Version 14.6.10 (7417)

Configuration/Head/Area Scan (6x6x1): Measurement grid: dx=12mm, dy=12mm
Maximum value of SAR (measured) = 0.490 W/kg

Configuration/Head/Zoom Scan (5x5x7) (5x5x7)/Cube 0: Measurement grid: dx=8mm, dy=8mm, dz=5mm
Reference Value = 32.11 V/m; Power Drift = -0.18 dB
Peak SAR (extrapolated) = 1.00 W/kg
SAR(1 g) = 0.254 W/kg; SAR(10 g) = 0.124 W/kg
Maximum value of SAR (measured) = 0.653 W/kg

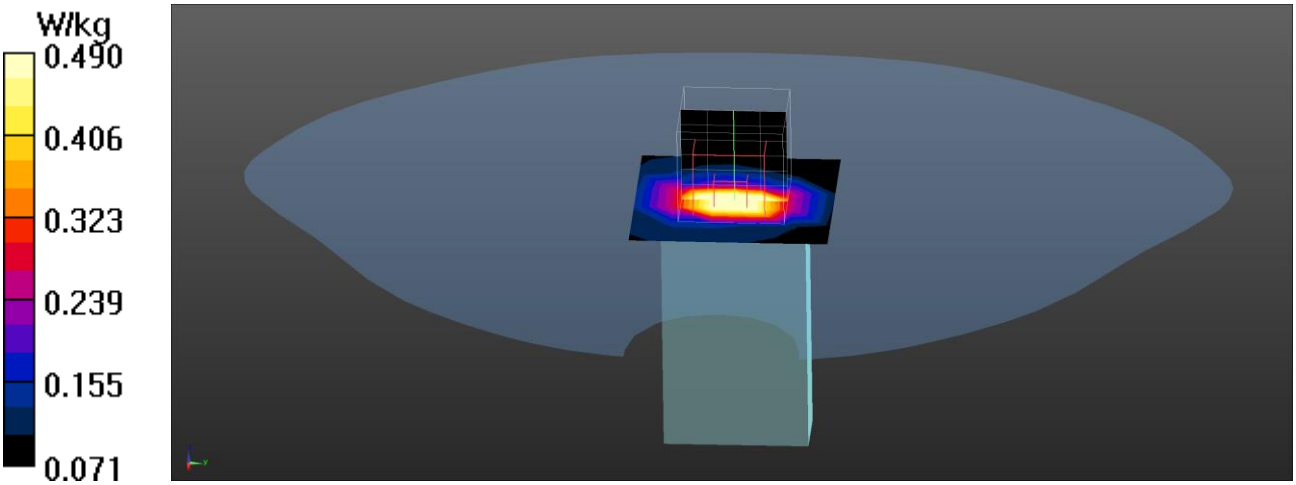

Test Laboratory: DEKRA Date/Time: 2020/04/15

LTE Band12 10M QPSK 1RB-25_23095_Bottom_5mm
DUT: MOBILE DEVICE 5; Type: DC-MD5-01
Communication System: UID 0, LTE Band12; Frequency: 707.5 MHz;
Communication System PAR: 0 dB
Medium parameters used: f = 707.5 MHz; σ = 0.86 S/m; ε_r = 42.89; ρ = 1000 kg/m^3
Phantom section: Flat Section
Ambient Temperature (°C) : 23.7, Liquid Temperature (°C) : 22.4
Measurement Standard: DASY5 (IEEE/IEC/ANSI C63.19-2011)
DASY5 Configuration:

- Probe: EX3DV4 - SN3698; ConvF(9.03, 9.03, 9.03); Calibrated: 2019/11/22;
- Sensor-Surface: 1.4mm (Mechanical Surface Detection)
- Electronics: DAE4 Sn1207; Calibrated: 2019/11/14
- Phantom: SAM with right table; Type: SAM;
- Measurement SW: DASY52, Version 52.10 (0); SEMCAD X Version 14.6.10 (7417)

Configuration/Head/Area Scan (6x6x1): Measurement grid: dx=12mm, dy=12mm
Maximum value of SAR (measured) = 0.933 W/kg

Configuration/Head/Zoom Scan (5x5x7) (5x5x7)/Cube 0: Measurement grid: dx=8mm, dy=8mm, dz=5mm
Reference Value = 34.03 V/m; Power Drift = -0.09 dB
Peak SAR (extrapolated) = 1.27 W/kg
SAR(1 g) = 0.384 W/kg; SAR(10 g) = 0.211 W/kg
Maximum value of SAR (measured) = 0.867 W/kg

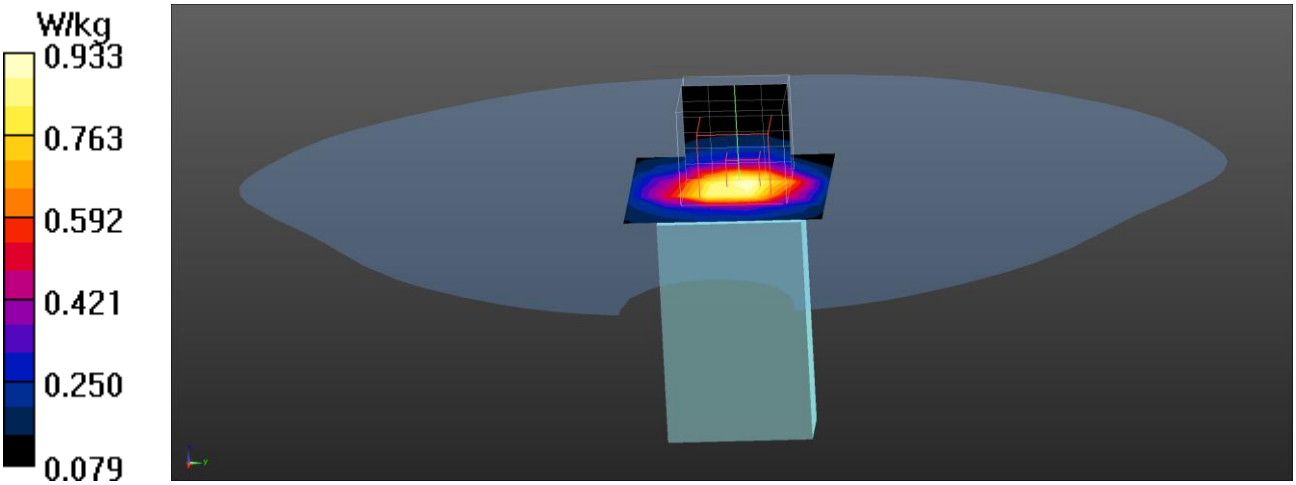

LTE Band 12 QPSK 1RB-25 EUT Front (5mm) Z-Axis plot
Channel: 23130

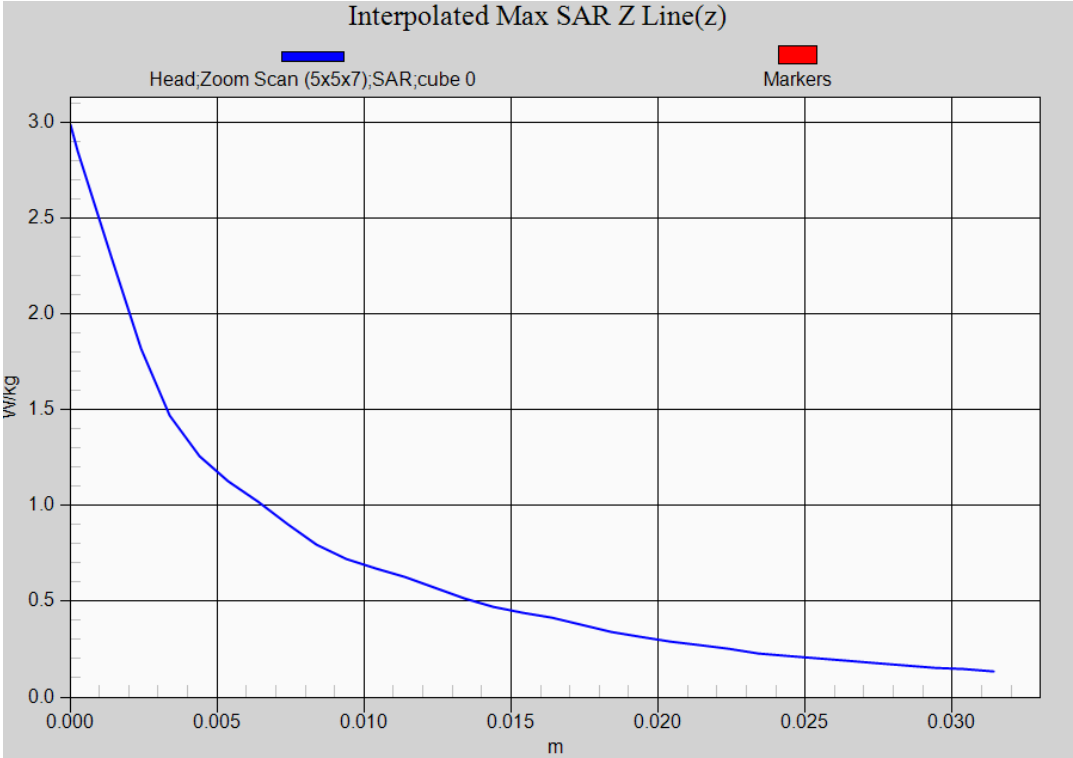

Test Laboratory: DEKRA Date/Time: 2020/04/15

LTE Band13 10M QPSK 1RB-25_23230_Front_5mm
DUT: MOBILE DEVICE 5; Type: DC-MD5-01
Communication System: UID 0, LTE Band13; Frequency: 782 MHz;
Communication System PAR: 0 dB
Medium parameters used: f = 782 MHz; σ = 0.89 S/m; ε_r = 42.17; ρ = 1000 kg/m^3
Phantom section: Flat Section
Ambient Temperature (°C) : 23.7, Liquid Temperature (°C) : 22.4
Measurement Standard: DASY5 (IEEE/IEC/ANSI C63.19-2011)
DASY5 Configuration:

- Probe: EX3DV4 - SN3698; ConvF(9.03, 9.03, 9.03); Calibrated: 2019/11/22;
- Sensor-Surface: 1.4mm (Mechanical Surface Detection)
- Electronics: DAE4 Sn1207; Calibrated: 2019/11/14
- Phantom: SAM with right table; Type: SAM;
- Measurement SW: DASY52, Version 52.10 (0); SEMCAD X Version 14.6.10 (7417)

Configuration/Head/Area Scan (6x9x1): Measurement grid: dx=12mm, dy=12mm
Maximum value of SAR (measured) = 1.29 W/kg

Configuration/Head/Zoom Scan (5x5x7) (5x5x7)/Cube 0: Measurement grid: dx=8mm, dy=8mm, dz=5mm
Reference Value = 39.00 V/m; Power Drift = -0.09 dB
Peak SAR (extrapolated) = 1.73 W/kg
SAR(1 g) = 0.963 W/kg; SAR(10 g) = 0.638 W/kg
Maximum value of SAR (measured) = 1.28 W/kg

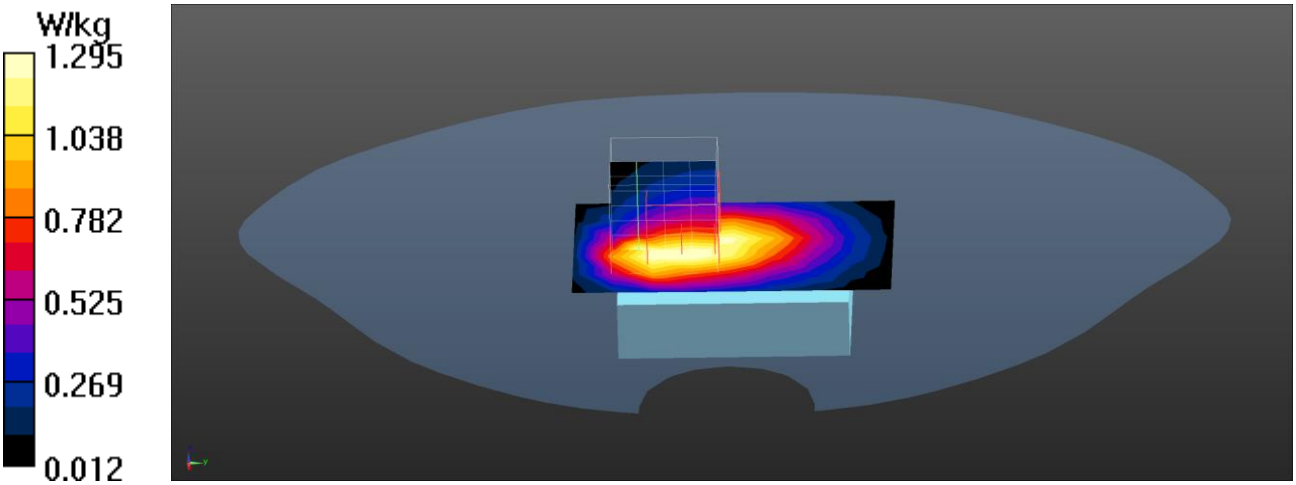

Test Laboratory: DEKRA Date/Time: 2020/04/15

LTE Band13 10M QPSK 25RB-25_23230_Front_5mm
DUT: MOBILE DEVICE 5; Type: DC-MD5-01
Communication System: UID 0, LTE Band13; Frequency: 782 MHz;
Communication System PAR: 0 dB
Medium parameters used: f = 782 MHz; σ = 0.89 S/m; ε_r = 42.17; ρ = 1000 kg/m^3
Phantom section: Flat Section
Ambient Temperature (°C) : 23.7, Liquid Temperature (°C) : 22.4
Measurement Standard: DASY5 (IEEE/IEC/ANSI C63.19-2011)
DASY5 Configuration:

- Probe: EX3DV4 - SN3698; ConvF(9.03, 9.03, 9.03); Calibrated: 2019/11/22;
- Sensor-Surface: 1.4mm (Mechanical Surface Detection)
- Electronics: DAE4 Sn1207; Calibrated: 2019/11/14
- Phantom: SAM with right table; Type: SAM;
- Measurement SW: DASY52, Version 52.10 (0); SEMCAD X Version 14.6.10 (7417)

Configuration/Head/Area Scan (6x9x1): Measurement grid: dx=12mm, dy=12mm
Maximum value of SAR (measured) = 0.800 W/kg

Configuration/Head/Zoom Scan (5x5x7) (5x5x7)/Cube 0: Measurement grid: dx=8mm, dy=8mm, dz=5mm
Reference Value = 31.54 V/m; Power Drift = -0.07 dB
Peak SAR (extrapolated) = 1.15 W/kg
SAR(1 g) = 0.618 W/kg; SAR(10 g) = 0.411 W/kg
Maximum value of SAR (measured) = 0.834 W/kg

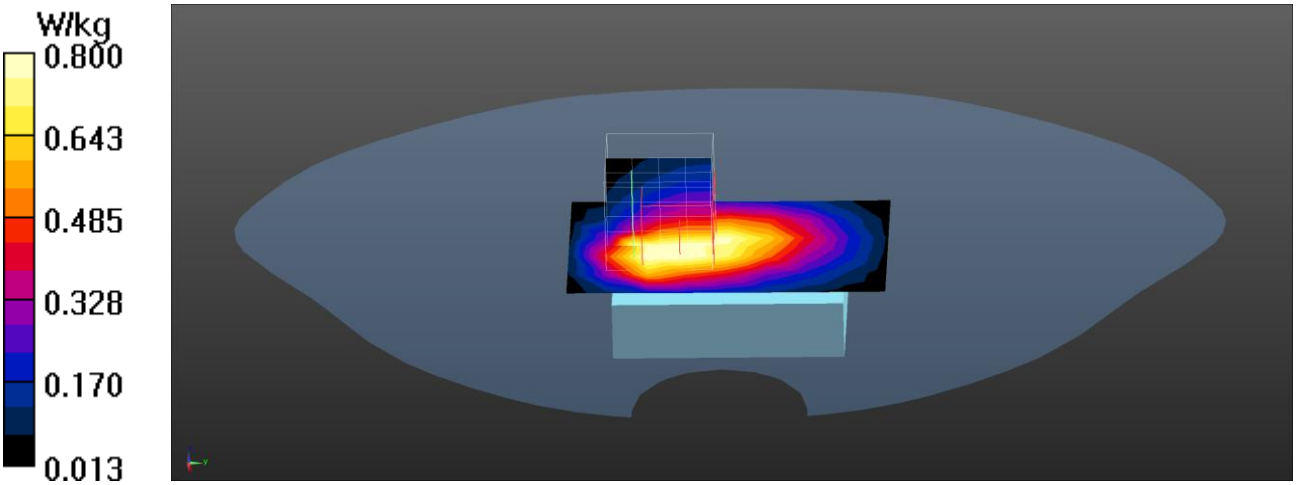

Test Laboratory: DEKRA Date/Time: 2020/04/15

LTE Band13 10M QPSK 1RB-25_23230_Back_5mm
DUT: MOBILE DEVICE 5; Type: DC-MD5-01
Communication System: UID 0, LTE Band13; Frequency: 782 MHz;
Communication System PAR: 0 dB
Medium parameters used: f = 782 MHz; σ = 0.89 S/m; ε_r = 42.17; ρ = 1000 kg/m^3
Phantom section: Flat Section
Ambient Temperature (°C) : 23.7, Liquid Temperature (°C) : 22.4
Measurement Standard: DASY5 (IEEE/IEC/ANSI C63.19-2011)
DASY5 Configuration:

- Probe: EX3DV4 - SN3698; ConvF(9.03, 9.03, 9.03); Calibrated: 2019/11/22;
- Sensor-Surface: 1.4mm (Mechanical Surface Detection)
- Electronics: DAE4 Sn1207; Calibrated: 2019/11/14
- Phantom: SAM with right table; Type: SAM;
- Measurement SW: DASY52, Version 52.10 (0); SEMCAD X Version 14.6.10 (7417)

Configuration/Head/Area Scan (6x9x1): Measurement grid: dx=12mm, dy=12mm
Maximum value of SAR (measured) = 1.35 W/kg

Configuration/Head/Zoom Scan (5x5x7) (5x5x7)/Cube 0: Measurement grid: dx=8mm, dy=8mm, dz=5mm
Reference Value = 39.04 V/m; Power Drift = -0.05 dB
Peak SAR (extrapolated) = 1.82 W/kg
SAR(1 g) = 0.942 W/kg; SAR(10 g) = 0.570 W/kg
Maximum value of SAR (measured) = 1.38 W/kg

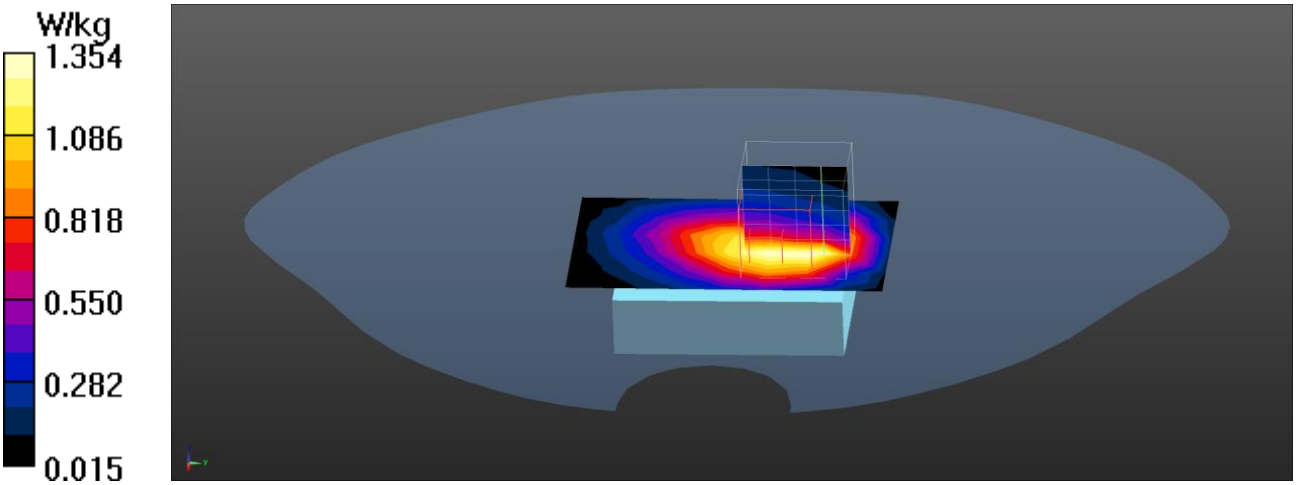

Test Laboratory: DEKRA Date/Time: 2020/04/15

LTE Band13 10M QPSK 1RB-25_23230_Left-Side_5mm
DUT: MOBILE DEVICE 5; Type: DC-MD5-01
Communication System: UID 0, LTE Band13; Frequency: 782 MHz;
Communication System PAR: 0 dB
Medium parameters used: f = 782 MHz; σ = 0.89 S/m; ε_r = 42.17; ρ = 1000 kg/m^3
Phantom section: Flat Section
Ambient Temperature (°C) : 23.7, Liquid Temperature (°C) : 22.4
Measurement Standard: DASY5 (IEEE/IEC/ANSI C63.19-2011)
DASY5 Configuration:

- Probe: EX3DV4 - SN3698; ConvF(9.03, 9.03, 9.03); Calibrated: 2019/11/22;
- Sensor-Surface: 1.4mm (Mechanical Surface Detection)
- Electronics: DAE4 Sn1207; Calibrated: 2019/11/14
- Phantom: SAM with right table; Type: SAM;
- Measurement SW: DASY52, Version 52.10 (0); SEMCAD X Version 14.6.10 (7417)

Configuration/Head/Area Scan (6x9x1): Measurement grid: dx=12mm, dy=12mm
Maximum value of SAR (measured) = 0.755 W/kg

Configuration/Head/Zoom Scan (5x5x7) (5x5x7)/Cube 0: Measurement grid: dx=8mm, dy=8mm, dz=5mm
Reference Value = 30.11 V/m; Power Drift = -0.01 dB
Peak SAR (extrapolated) = 1.05 W/kg
SAR(1 g) = 0.537 W/kg; SAR(10 g) = 0.331 W/kg
Maximum value of SAR (measured) = 0.823 W/kg

Configuration/Head/Zoom Scan (5x5x7) (5x5x7)/Cube 1: Measurement grid: dx=8mm, dy=8mm, dz=5mm
Reference Value = 30.11 V/m; Power Drift = -0.01 dB
Peak SAR (extrapolated) = 0.716 W/kg
SAR(1 g) = 0.467 W/kg; SAR(10 g) = 0.317 W/kg
Maximum value of SAR (measured) = 0.628 W/kg

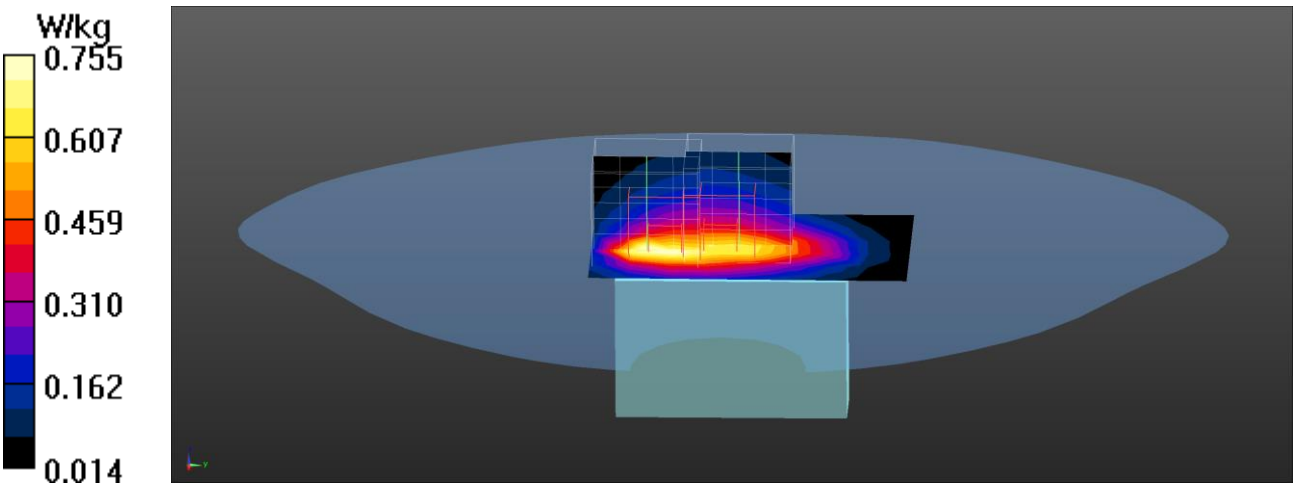

Test Laboratory: DEKRA Date/Time: 2020/04/15

LTE Band13 10M QPSK 1RB-25_23230_Right-Side_5mm
DUT: MOBILE DEVICE 5; Type: DC-MD5-01
Communication System: UID 0, LTE Band13; Frequency: 782 MHz;
Communication System PAR: 0 dB
Medium parameters used: f = 782 MHz; σ = 0.89 S/m; ε_r = 42.17; ρ = 1000 kg/m^3
Phantom section: Flat Section
Ambient Temperature (°C) : 23.7, Liquid Temperature (°C) : 22.4
Measurement Standard: DASY5 (IEEE/IEC/ANSI C63.19-2011)
DASY5 Configuration:

- Probe: EX3DV4 - SN3698; ConvF(9.03, 9.03, 9.03); Calibrated: 2019/11/22;
- Sensor-Surface: 1.4mm (Mechanical Surface Detection)
- Electronics: DAE4 Sn1207; Calibrated: 2019/11/14
- Phantom: SAM with right table; Type: SAM;
- Measurement SW: DASY52, Version 52.10 (0); SEMCAD X Version 14.6.10 (7417)

Configuration/Head/Area Scan (6x9x1): Measurement grid: dx=12mm, dy=12mm
Maximum value of SAR (measured) = 0.602 W/kg

Configuration/Head/Zoom Scan (5x5x7) (5x5x7)/Cube 0: Measurement grid: dx=8mm, dy=8mm, dz=5mm
Reference Value = 27.46 V/m; Power Drift = -0.08 dB
Peak SAR (extrapolated) = 0.758 W/kg
SAR(1 g) = 0.477 W/kg; SAR(10 g) = 0.311 W/kg
Maximum value of SAR (measured) = 0.642 W/kg

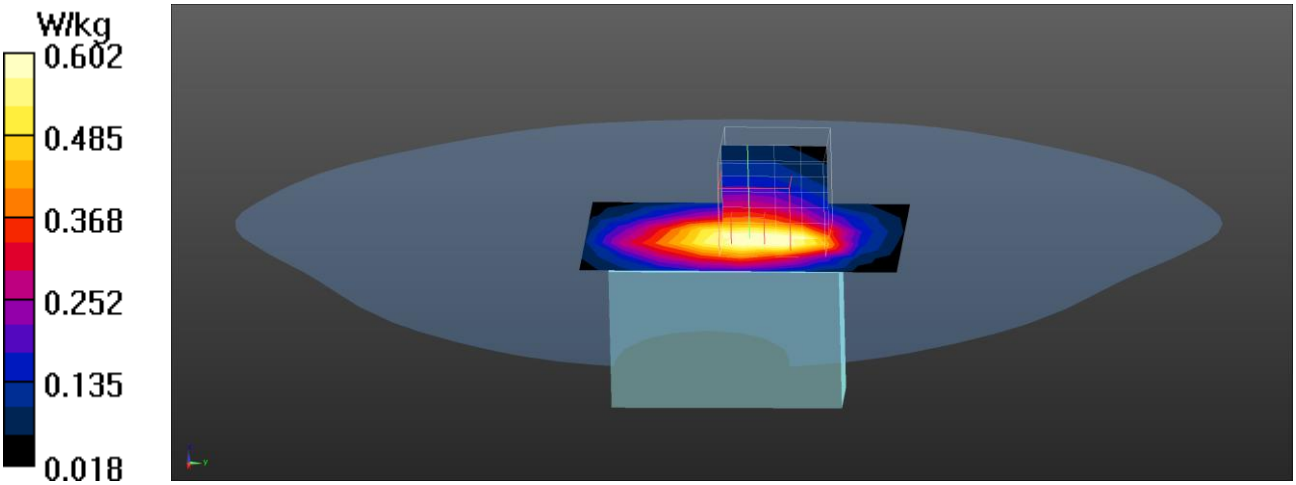

Test Laboratory: DEKRA Date/Time: 2020/04/15

LTE Band13 10M QPSK 1RB-25_23230_Top_5mm
DUT: MOBILE DEVICE 5; Type: DC-MD5-01
Communication System: UID 0, LTE Band13; Frequency: 782 MHz;
Communication System PAR: 0 dB
Medium parameters used: f = 782 MHz; σ = 0.89 S/m; ε_r = 42.17; ρ = 1000 kg/m^3
Phantom section: Flat Section
Ambient Temperature (°C) : 23.7, Liquid Temperature (°C) : 22.4
Measurement Standard: DASY5 (IEEE/IEC/ANSI C63.19-2011)
DASY5 Configuration:

- Probe: EX3DV4 - SN3698; ConvF(9.03, 9.03, 9.03); Calibrated: 2019/11/22;
- Sensor-Surface: 1.4mm (Mechanical Surface Detection)
- Electronics: DAE4 Sn1207; Calibrated: 2019/11/14
- Phantom: SAM with right table; Type: SAM;
- Measurement SW: DASY52, Version 52.10 (0); SEMCAD X Version 14.6.10 (7417)

Configuration/Head/Area Scan (6x6x1): Measurement grid: dx=12mm, dy=12mm
Maximum value of SAR (measured) = 0.516 W/kg

Configuration/Head/Zoom Scan (5x5x7) (5x5x7)/Cube 0: Measurement grid: dx=8mm, dy=8mm, dz=5mm
Reference Value = 30.39 V/m; Power Drift = -0.12 dB
Peak SAR (extrapolated) = 1.05 W/kg
SAR(1 g) = 0.367 W/kg; SAR(10 g) = 0.180 W/kg
Maximum value of SAR (measured) = 0.731 W/kg

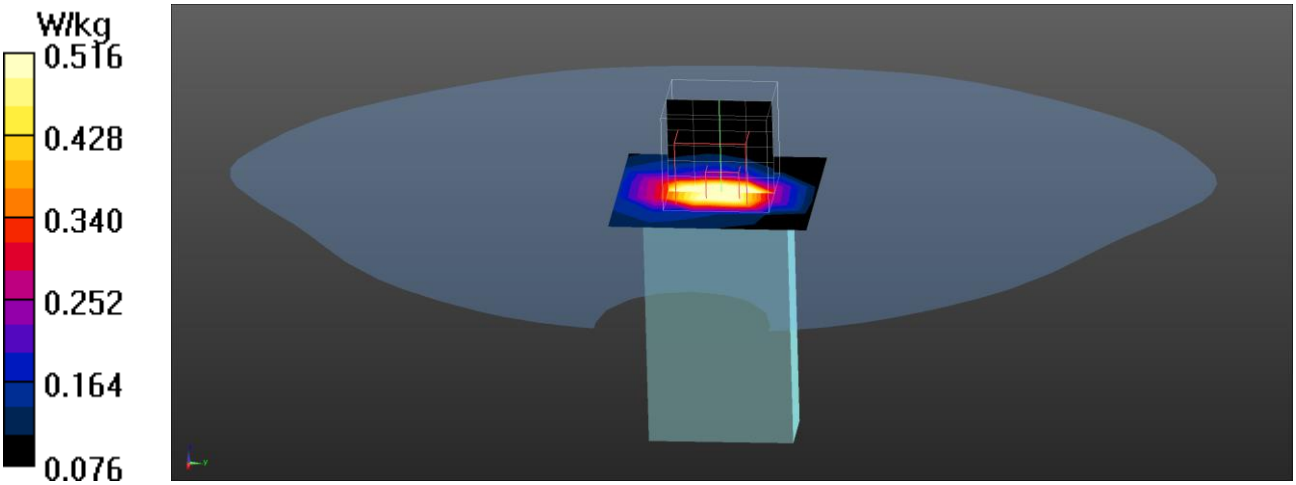

Test Laboratory: DEKRA Date/Time: 2020/04/15

LTE Band13 10M QPSK 1RB-25_23230_Bottom_5mm
DUT: MOBILE DEVICE 5; Type: DC-MD5-01
Communication System: UID 0, LTE Band13; Frequency: 782 MHz;
Communication System PAR: 0 dB
Medium parameters used: f = 782 MHz; σ = 0.89 S/m; ε_r = 42.17; ρ = 1000 kg/m^3
Phantom section: Flat Section
Ambient Temperature (°C) : 23.7, Liquid Temperature (°C) : 22.4
Measurement Standard: DASY5 (IEEE/IEC/ANSI C63.19-2011)
DASY5 Configuration:

- Probe: EX3DV4 - SN3698; ConvF(9.03, 9.03, 9.03); Calibrated: 2019/11/22;
- Sensor-Surface: 1.4mm (Mechanical Surface Detection)
- Electronics: DAE4 Sn1207; Calibrated: 2019/11/14
- Phantom: SAM with right table; Type: SAM;
- Measurement SW: DASY52, Version 52.10 (0); SEMCAD X Version 14.6.10 (7417)

Configuration/Head/Area Scan (6x6x1): Measurement grid: dx=12mm, dy=12mm
Maximum value of SAR (measured) = 0.511 W/kg

Configuration/Head/Zoom Scan (5x5x7) (5x5x7)/Cube 0: Measurement grid: dx=8mm, dy=8mm, dz=5mm
Reference Value = 21.49 V/m; Power Drift = 0.06 dB
Peak SAR (extrapolated) = 0.796 W/kg
SAR(1 g) = 0.317 W/kg; SAR(10 g) = 0.169 W/kg
Maximum value of SAR (measured) = 0.572 W/kg

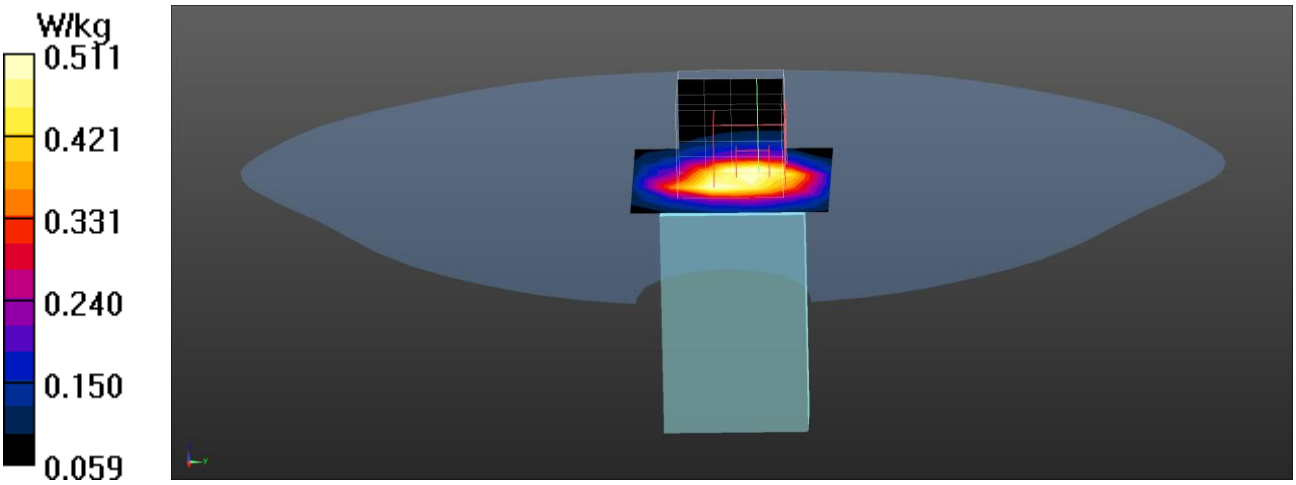

LTE Band 13 QPSK 1RB-25 EUT Front (5mm) Z-Axis plot

Channel: 23230

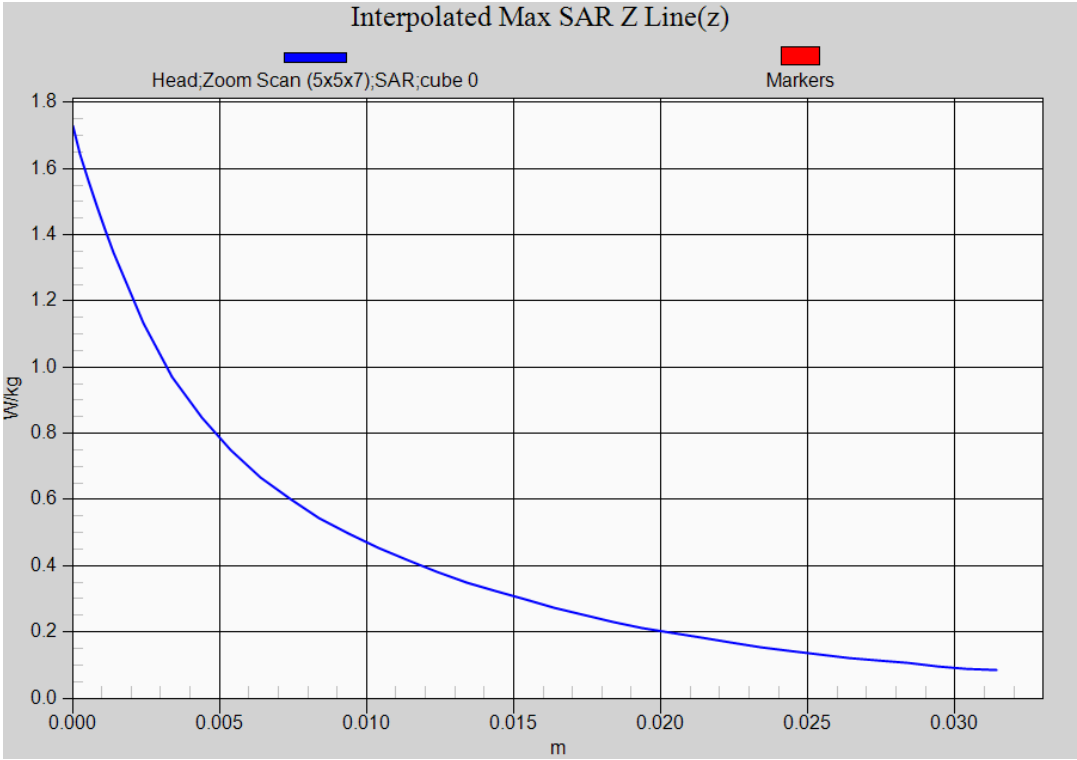

Test Laboratory: DEKRA Date/Time: 2020/04/17

WCDMA Band2 RMC_9538_Back_5mm-verify
DUT: MOBILE DEVICE 5; Type: DC-MD5-01
Communication System: UID 0, FCC WCDMA_Band-2; Frequency: 1907.6 MHz;
Communication System PAR: 0 dB
Medium parameters used: f = 1907.6 MHz; σ = 1.4 S/m; ε_r = 40.67; ρ = 1000 kg/m^3
Phantom section: Flat Section
Ambient Temperature (°C) : 23.6, Liquid Temperature (°C) : 22.4
Measurement Standard: DASY5 (IEEE/IEC/ANSI C63.19-2011)
DASY5 Configuration:

- Probe: EX3DV4 - SN3698; ConvF(7.59, 7.59, 7.59); Calibrated: 2019/11/22;
- Sensor-Surface: 1.4mm (Mechanical Surface Detection)
- Electronics: DAE4 Sn1207; Calibrated: 2019/11/14
- Phantom: SAM with left table; Type: SAM;
- Measurement SW: DASY52, Version 52.10 (0); SEMCAD X Version 14.6.10 (7417)

Configuration/Head/Area Scan (6x9x1): Measurement grid: dx=12mm, dy=12mm
Maximum value of SAR (measured) = 1.34 W/kg

Configuration/Head/Zoom Scan (5x5x7) (5x5x7)/Cube 0: Measurement grid: dx=8mm, dy=8mm, dz=5mm
Reference Value = 29.49 V/m; Power Drift = 0.15 dB
Peak SAR (extrapolated) = 1.59 W/kg
SAR(1 g) = 0.950 W/kg; SAR(10 g) = 0.541 W/kg
Maximum value of SAR (measured) = 1.35 W/kg

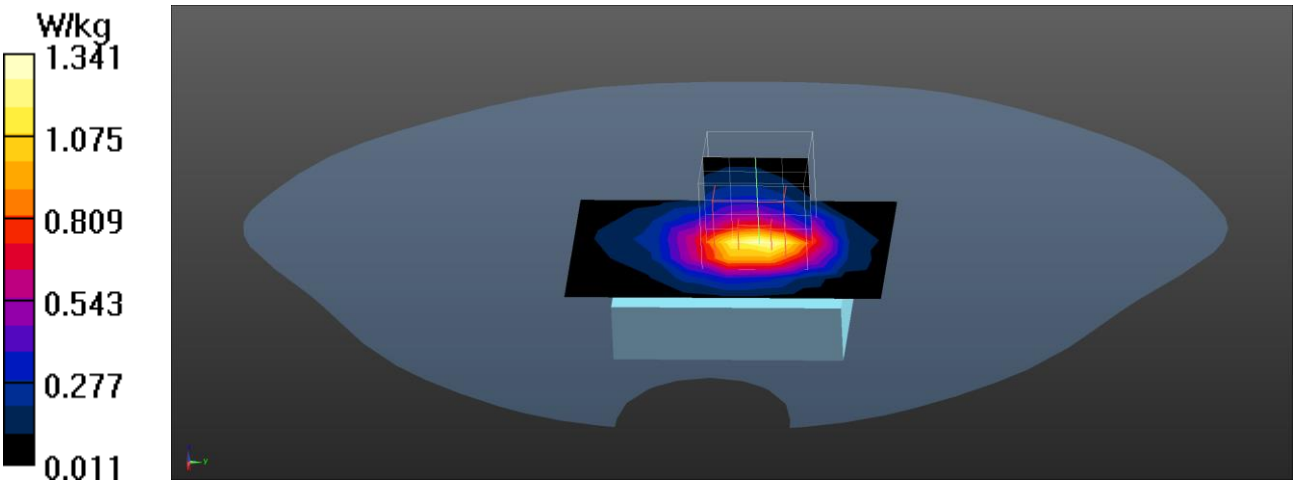

Test Laboratory: DEKRA Date/Time: 2020/04/18

WCDMA Band4 RMC_1312_Back_5mm-verify
DUT: MOBILE DEVICE 5; Type: DC-MD5-01
Communication System: UID 0, FCC WCDMA_Band 4; Frequency: 1712.4 MHz;
Communication System PAR: 0 dB
Medium parameters used: f = 1712.4 MHz; σ = 1.33 S/m; ε_r = 41.12; ρ = 1000 kg/m^3
Phantom section: Flat Section
Ambient Temperature (°C) : 23.4, Liquid Temperature (°C) : 22.3
Measurement Standard: DASY5 (IEEE/IEC/ANSI C63.19-2011)
DASY5 Configuration:

- Probe: EX3DV4 - SN3698; ConvF(7.92, 7.92, 7.92); Calibrated: 2019/11/22;
- Sensor-Surface: 1.4mm (Mechanical Surface Detection)
- Electronics: DAE4 Sn1207; Calibrated: 2019/11/14
- Phantom: SAM with left table; Type: SAM;
- Measurement SW: DASY52, Version 52.10 (0); SEMCAD X Version 14.6.10 (7417)

Configuration/Head/Area Scan (6x9x1): Measurement grid: dx=12mm, dy=12mm
Maximum value of SAR (measured) = 1.09 W/kg

Configuration/Head/Zoom Scan (5x5x7) (5x5x7)/Cube 0: Measurement grid: dx=8mm, dy=8mm, dz=5mm
Reference Value = 27.94 V/m; Power Drift = 0.02 dB
Peak SAR (extrapolated) = 1.34 W/kg
SAR(1 g) = 0.857 W/kg; SAR(10 g) = 0.521 W/kg
Maximum value of SAR (measured) = 1.17 W/kg

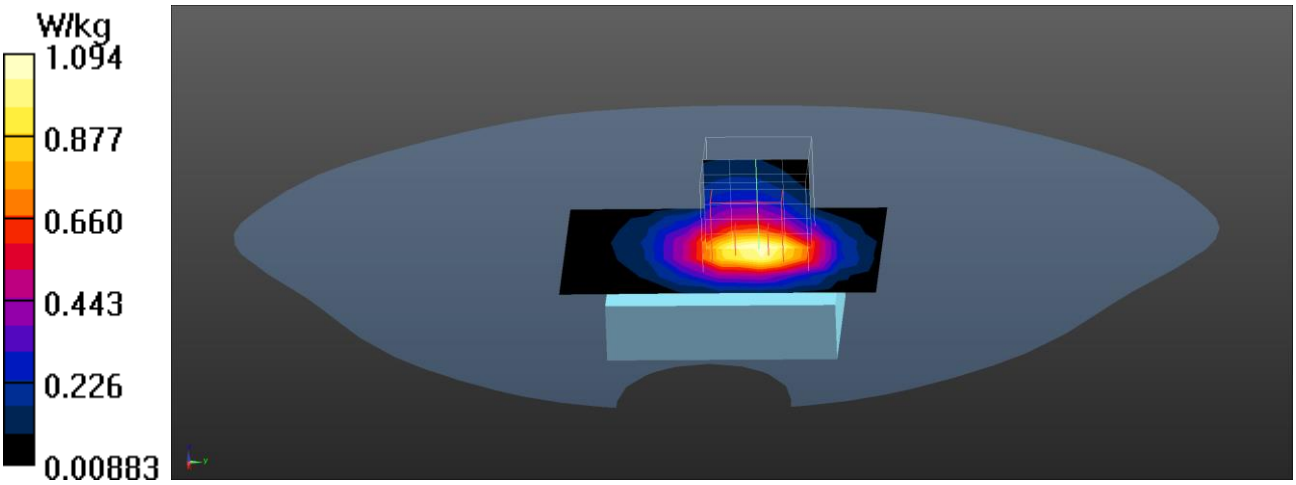

Test Laboratory: DEKRA Date/Time: 2020/04/11

WCDMA Band5 RMC _4132_Back_5mm-Verify
DUT: MOBILE DEVICE 5; Type: DC-MD5-01
Communication System: UID 0, FCC WCDMA_Band-5; Frequency: 826.4 MHz;
Communication System PAR: 0 dB
Medium parameters used: f = 826.4 MHz; σ = 0.9 S/m; ε_r = 41.77; ρ = 1000 kg/m^3
Phantom section: Flat Section
Ambient Temperature (°C) : 23.8, Liquid Temperature (°C) : 22.6
Measurement Standard: DASY5 (IEEE/IEC/ANSI C63.19-2011)
DASY5 Configuration:

- Probe: EX3DV4 - SN3698; ConvF(8.91, 8.91, 8.91); Calibrated: 2019/11/22;
- Sensor-Surface: 1.4mm (Mechanical Surface Detection)
- Electronics: DAE4 Sn1207; Calibrated: 2019/11/14
- Phantom: SAM with right table; Type: SAM;
- Measurement SW: DASY52, Version 52.10 (0); SEMCAD X Version 14.6.10 (7417)

Configuration/Head/Area Scan (6x9x1): Measurement grid: dx=12mm, dy=12mm
Maximum value of SAR (measured) = 1.19 W/kg

Configuration/Head/Zoom Scan (5x5x7) (5x5x7)/Cube 0: Measurement grid: dx=8mm, dy=8mm, dz=5mm
Reference Value = 0 V/m; Power Drift = 0.14 dB
Peak SAR (extrapolated) = 1.47 W/kg
SAR(1 g) = 0.783 W/kg; SAR(10 g) = 0.463 W/kg
Maximum value of SAR (measured) = 1.17 W/kg

Configuration/Head/Zoom Scan (5x5x7) (5x5x7)/Cube 1: Measurement grid: dx=8mm, dy=8mm, dz=5mm
Reference Value = 0 V/m; Power Drift = 0.14 dB
Peak SAR (extrapolated) = 1.42 W/kg
SAR(1 g) = 0.817 W/kg; SAR(10 g) = 0.516 W/kg
Maximum value of SAR (measured) = 1.18 W/kg

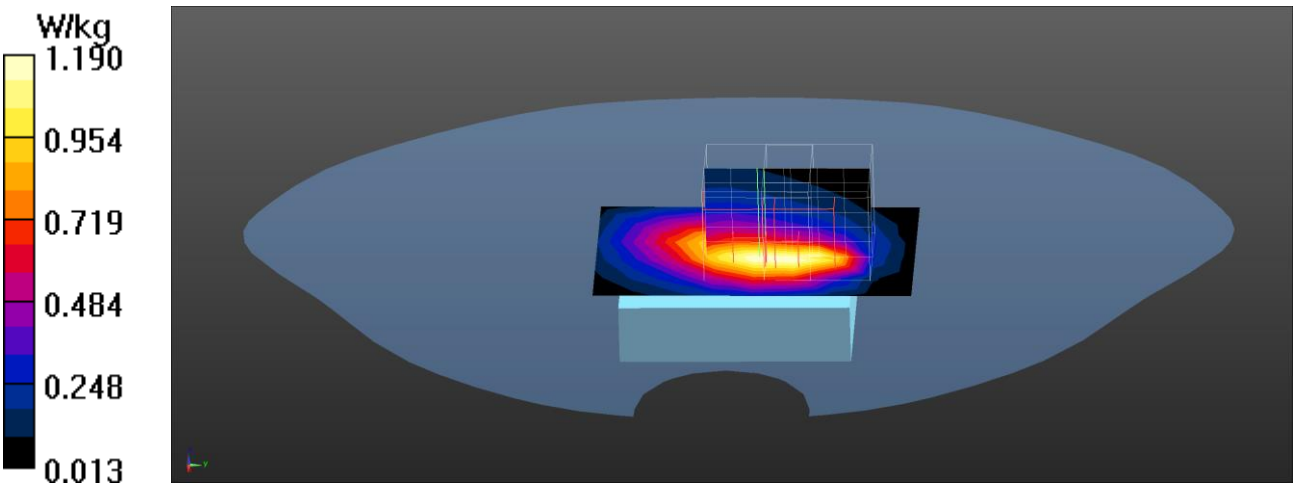

Test Laboratory: DEKRA Date/Time: 2020/04/17

LTE Band2 10M QPSK 25RB-25_19150_Back_5mm-verify
DUT: MOBILE DEVICE 5; Type: DC-MD5-01
Communication System: UID 0, LTE Band2; Frequency: 1905 MHz;
Communication System PAR: 0 dB
Medium parameters used: f = 1905 MHz; σ = 1.4 S/m; ε_r = 40.79; ρ = 1000 kg/m^3
Phantom section: Flat Section
Ambient Temperature (°C) : 23.6, Liquid Temperature (°C) : 22.4
Measurement Standard: DASY5 (IEEE/IEC/ANSI C63.19-2011)
DASY5 Configuration:

- Probe: EX3DV4 - SN3698; ConvF(7.59, 7.59, 7.59); Calibrated: 2019/11/22;
- Sensor-Surface: 1.4mm (Mechanical Surface Detection)
- Electronics: DAE4 Sn1207; Calibrated: 2019/11/14
- Phantom: SAM with left table; Type: SAM;
- Measurement SW: DASY52, Version 52.10 (0); SEMCAD X Version 14.6.10 (7417)

Configuration/Head/Area Scan (6x9x1): Measurement grid: dx=12mm, dy=12mm
Maximum value of SAR (measured) = 1.43 W/kg

Configuration/Head/Zoom Scan (5x5x7) (5x5x7)/Cube 0: Measurement grid: dx=8mm, dy=8mm, dz=5mm
Reference Value = 30.30 V/m; Power Drift = 0.08 dB
Peak SAR (extrapolated) = 1.78 W/kg
SAR(1 g) = 1.06 W/kg; SAR(10 g) = 0.584 W/kg
Maximum value of SAR (measured) = 1.50 W/kg

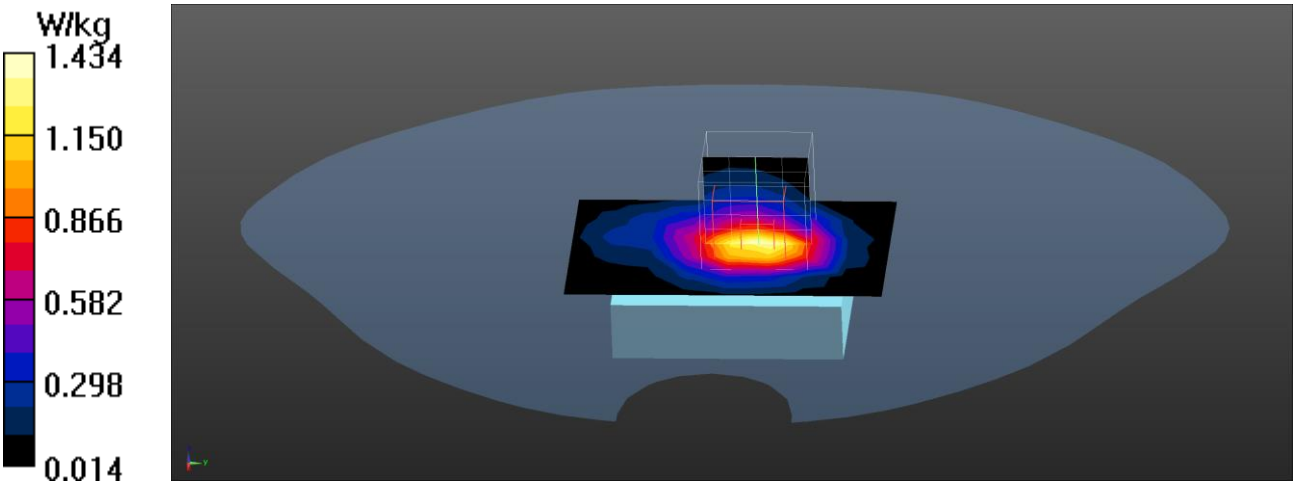

Test Laboratory: DEKRA Date/Time: 2020/04/18

LTE Band4 10M QPSK 25RB-0_20000_Back_5mm-Verify
DUT: MOBILE DEVICE 5; Type: DC-MD5-01
Communication System: UID 0, LTE Band4; Frequency: 1715 MHz;
Communication System PAR: 0 dB
Medium parameters used: f = 1715 MHz; σ = 1.34 S/m; ε_r = 41.08; ρ = 1000 kg/m^3
Phantom section: Flat Section
Ambient Temperature (°C) : 23.4, Liquid Temperature (°C) : 22.3
Measurement Standard: DASY5 (IEEE/IEC/ANSI C63.19-2011)
DASY5 Configuration:

- Probe: EX3DV4 - SN3698; ConvF(7.92, 7.92, 7.92); Calibrated: 2019/11/22;
- Sensor-Surface: 1.4mm (Mechanical Surface Detection)
- Electronics: DAE4 Sn1207; Calibrated: 2019/11/14
- Phantom: SAM with left table; Type: SAM;
- Measurement SW: DASY52, Version 52.10 (0); SEMCAD X Version 14.6.10 (7417)

Configuration/Head/Area Scan (6x9x1): Measurement grid: dx=12mm, dy=12mm
Maximum value of SAR (measured) = 1.35 W/kg

Configuration/Head/Zoom Scan (5x5x7) (5x5x7)/Cube 0: Measurement grid: dx=8mm, dy=8mm, dz=5mm
Reference Value = 32.74 V/m; Power Drift = -0.07 dB
Peak SAR (extrapolated) = 1.57 W/kg
SAR(1 g) = 0.992 W/kg; SAR(10 g) = 0.591 W/kg
Maximum value of SAR (measured) = 1.37 W/kg

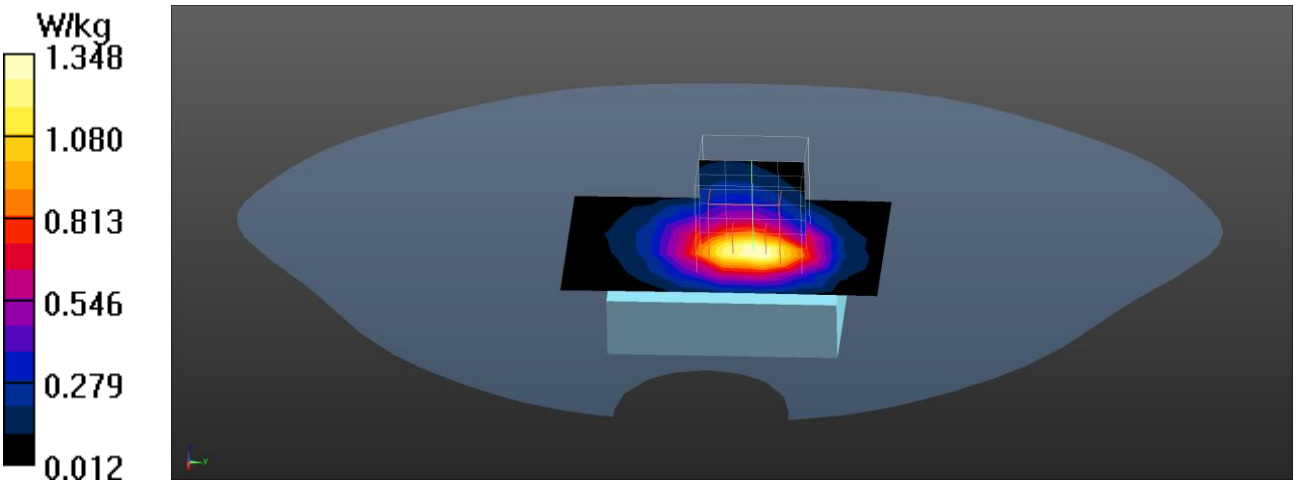

Test Laboratory: DEKRA Date/Time: 2020/04/15

LTE Band12 10M QPSK 1RB-25_23130_Front_5mm-Verify
DUT: MOBILE DEVICE 5; Type: DC-MD5-01
Communication System: UID 0, LTE Band12; Frequency: 711 MHz;
Communication System PAR: 0 dB
Medium parameters used: f = 711 MHz; σ = 0.87 S/m; ε_r = 42.84; ρ = 1000 kg/m^3
Phantom section: Flat Section
Ambient Temperature (°C) : 23.7, Liquid Temperature (°C) : 22.4
Measurement Standard: DASY5 (IEEE/IEC/ANSI C63.19-2011)
DASY5 Configuration:

- Probe: EX3DV4 - SN3698; ConvF(9.03, 9.03, 9.03); Calibrated: 2019/11/22;
- Sensor-Surface: 1.4mm (Mechanical Surface Detection)
- Electronics: DAE4 Sn1207; Calibrated: 2019/11/14
- Phantom: SAM with right table; Type: SAM;
- Measurement SW: DASY52, Version 52.10 (0); SEMCAD X Version 14.6.10 (7417)

Configuration/Head/Area Scan (6x9x1): Measurement grid: dx=12mm, dy=12mm
Maximum value of SAR (measured) = 1.65 W/kg

Configuration/Head/Zoom Scan (5x5x7) (5x5x7)/Cube 0: Measurement grid: dx=8mm, dy=8mm, dz=5mm
Reference Value = 45.81 V/m; Power Drift = -0.18 dB
Peak SAR (extrapolated) = 2.23 W/kg
SAR(1 g) = 0.993 W/kg; SAR(10 g) = 0.654 W/kg
Maximum value of SAR (measured) = 1.52 W/kg

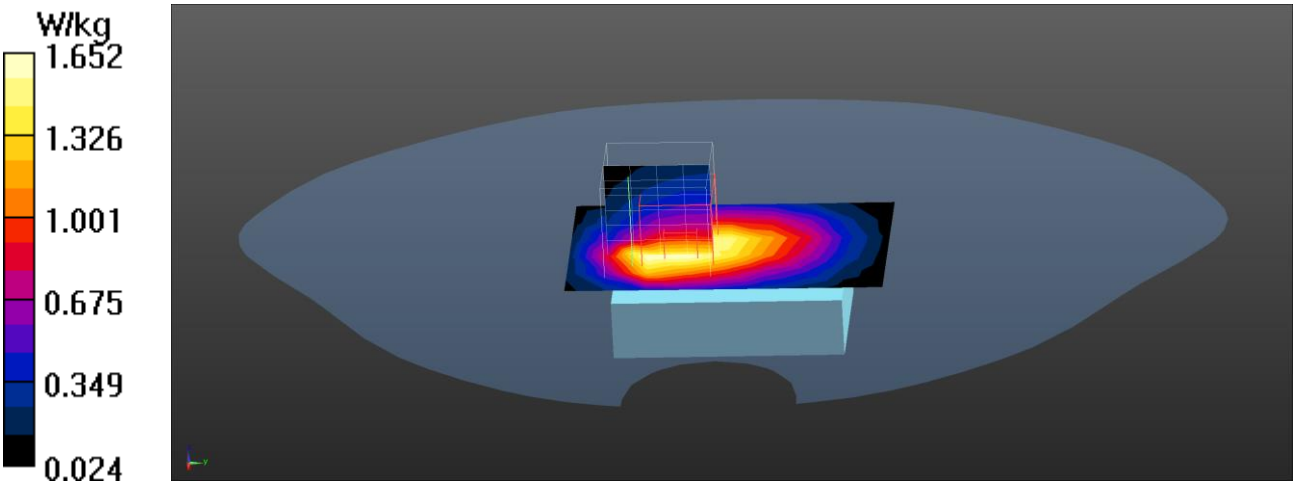

Test Laboratory: DEKRA Date/Time: 2020/04/15

LTE Band13 10M QPSK 1RB-25_23230_Front_5mm-Verify
DUT: MOBILE DEVICE 5; Type: DC-MD5-01
Communication System: UID 0, LTE Band13; Frequency: 782 MHz;
Communication System PAR: 0 dB
Medium parameters used: f = 782 MHz; σ = 0.89 S/m; ε_r = 42.17; ρ = 1000 kg/m^3
Phantom section: Flat Section
Ambient Temperature (°C) : 23.7, Liquid Temperature (°C) : 22.4
Measurement Standard: DASY5 (IEEE/IEC/ANSI C63.19-2011)
DASY5 Configuration:

- Probe: EX3DV4 - SN3698; ConvF(9.03, 9.03, 9.03); Calibrated: 2019/11/22;
- Sensor-Surface: 1.4mm (Mechanical Surface Detection)
- Electronics: DAE4 Sn1207; Calibrated: 2019/11/14
- Phantom: SAM with right table; Type: SAM;
- Measurement SW: DASY52, Version 52.10 (0); SEMCAD X Version 14.6.10 (7417)

Configuration/Head/Area Scan (6x9x1): Measurement grid: dx=12mm, dy=12mm
Maximum value of SAR (measured) = 1.28 W/kg
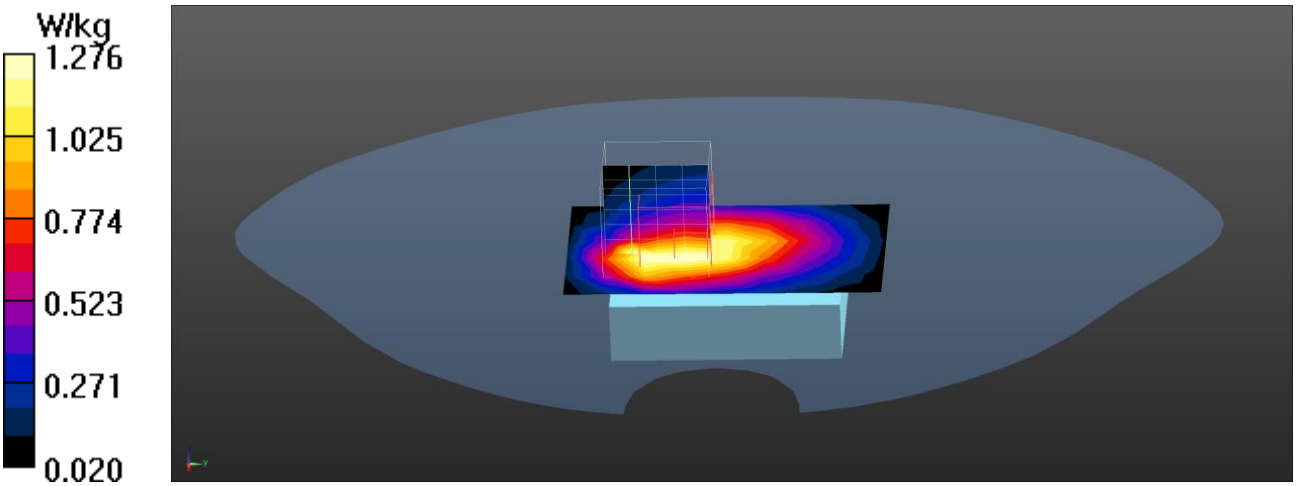
Configuration/Head/Zoom Scan (5x5x7) (5x5x7)/Cube 0: Measurement grid: dx=8mm, dy=8mm, dz=5mm
Reference Value = 39.28 V/m; Power Drift = -0.08 dB
Peak SAR (extrapolated) = 1.75 W/kg
SAR(1 g) = 0.951 W/kg; SAR(10 g) = 0.611 W/kg
Maximum value of SAR (measured) = 1.26 W/kg