LTE Band 66C / 15MHz+20MHz

QPSK

Highest Channel / 1RB0 and 1RB99	Highest Channel / 1RB74 and 1RB0

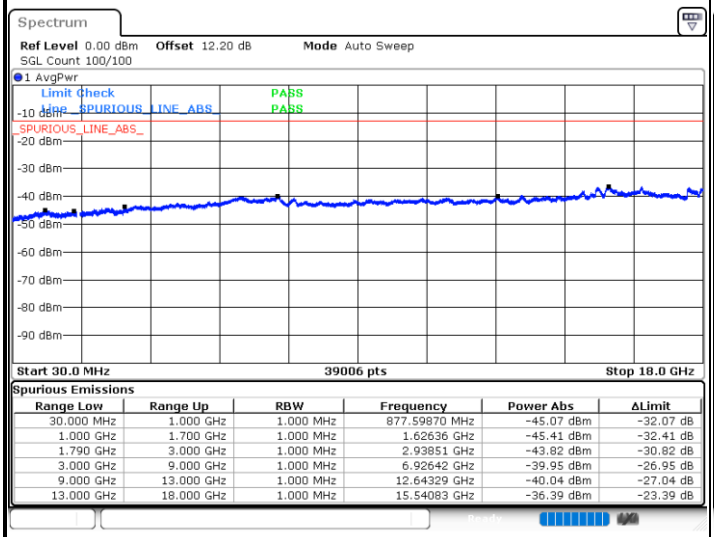

Spurious Emissions

Range Low	Range Up	RBW	Frequency	Power Abs	ΔLimit
30.000 MHz	1.000 GHz	1.000 MHz	877.59870 MHz	-45.07 dBm	-32.07 dB
1.000 GHz	1.700 GHz	1.000 MHz	1.62636 GHz	-45.41 dBm	-32.41 dB
1.790 GHz	3.000 GHz	1.000 MHz	2.93851 GHz	-43.82 dBm	-30.82 dB
3.000 GHz	9.000 GHz	1.000 MHz	6.92642 GHz	-39.95 dBm	-26.95 dB
9.000 GHz	13.000 GHz	1.000 MHz	12.64329 GHz	-40.04 dBm	-27.04 dB
13.000 GHz	18.000 GHz	1.000 MHz	15.54083 GHz	-36.39 dBm	-23.39 dB

Date: 3.DEC.2021 15:03:46

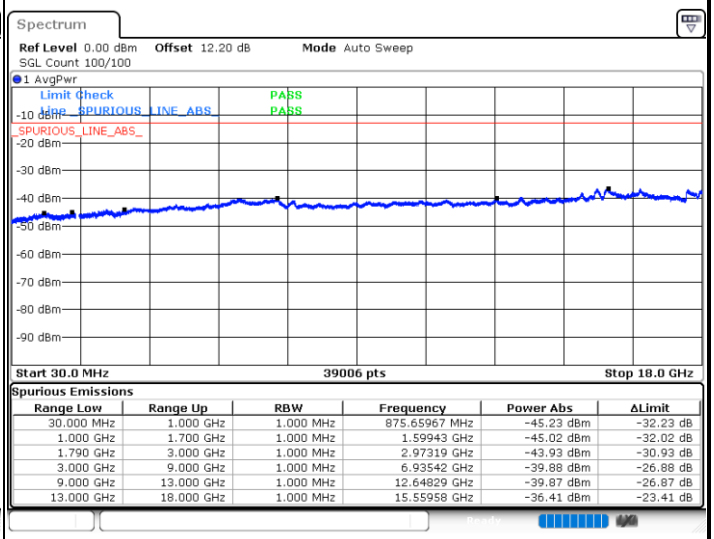

Spurious Emissions

Range Low	Range Up	RBW	Frequency	Power Abs	ΔLimit
30.000 MHz	1.000 GHz	1.000 MHz	875.65967 MHz	-45.23 dBm	-32.23 dB
1.000 GHz	1.700 GHz	1.000 MHz	1.59943 GHz	-45.02 dBm	-32.02 dB
1.790 GHz	3.000 GHz	1.000 MHz	2.97319 GHz	-43.93 dBm	-30.93 dB
3.000 GHz	9.000 GHz	1.000 MHz	6.93542 GHz	-39.88 dBm	-26.88 dB
9.000 GHz	13.000 GHz	1.000 MHz	12.64829 GHz	-39.87 dBm	-26.87 dB
13.000 GHz	18.000 GHz	1.000 MHz	15.55958 GHz	-36.41 dBm	-23.41 dB

Date: 3.DEC.2021 15:09:19

LTE Band 66C / 20MHz+5MHz

QPSK

Lowest Channel / 1RB0 and 1RB24

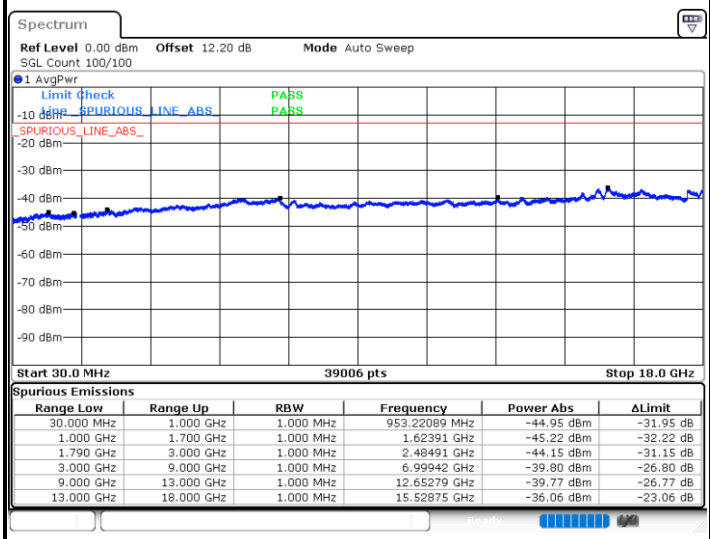

Spurious Emissions

Range Low	Range Up	RBW	Frequency	Power Abs	ΔLimit
30.000 MHz	1.000 GHz	1.000 MHz	953.22089 MHz	-44.95 dBm	-31.95 dB
1.000 GHz	1.700 GHz	1.000 MHz	1.62391 GHz	-45.22 dBm	-32.22 dB
1.790 GHz	3.000 GHz	1.000 MHz	2.48491 GHz	-44.15 dBm	-31.15 dB
3.000 GHz	9.000 GHz	1.000 MHz	6.99942 GHz	-39.80 dBm	-26.80 dB
9.000 GHz	13.000 GHz	1.000 MHz	12.65279 GHz	-39.77 dBm	-26.77 dB
13.000 GHz	18.000 GHz	1.000 MHz	15.52875 GHz	-36.06 dBm	-23.06 dB

Date: 3.DEC.2021 12:42:02

Lowest Channel / 1RB99 and 1RB0

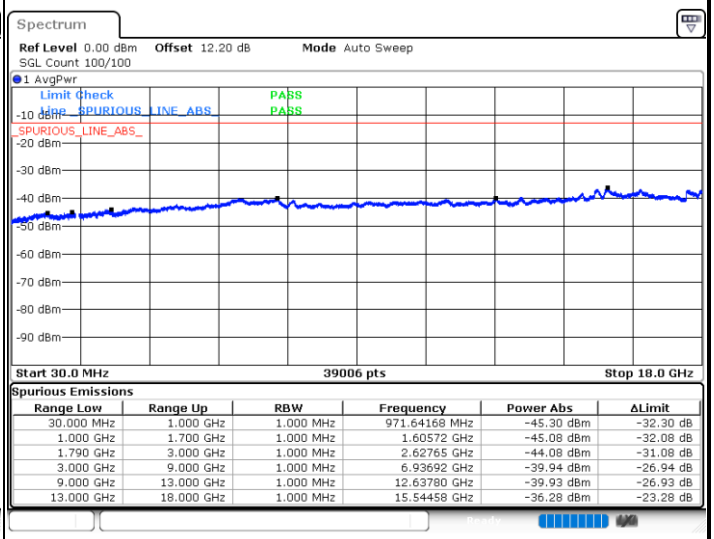

Spurious Emissions

Range Low	Range Up	RBW	Frequency	Power Abs	ΔLimit
30.000 MHz	1.000 GHz	1.000 MHz	971.64168 MHz	-45.30 dBm	-32.30 dB
1.000 GHz	1.700 GHz	1.000 MHz	1.60572 GHz	-45.08 dBm	-32.08 dB
1.790 GHz	3.000 GHz	1.000 MHz	2.62765 GHz	-44.08 dBm	-31.08 dB
3.000 GHz	9.000 GHz	1.000 MHz	6.93692 GHz	-39.94 dBm	-26.94 dB
9.000 GHz	13.000 GHz	1.000 MHz	12.63780 GHz	-39.93 dBm	-26.93 dB
13.000 GHz	18.000 GHz	1.000 MHz	15.54458 GHz	-36.28 dBm	-23.28 dB

Date: 3.DEC.2021 12:47:37

Middle Channel / 1RB0 and 1RB24

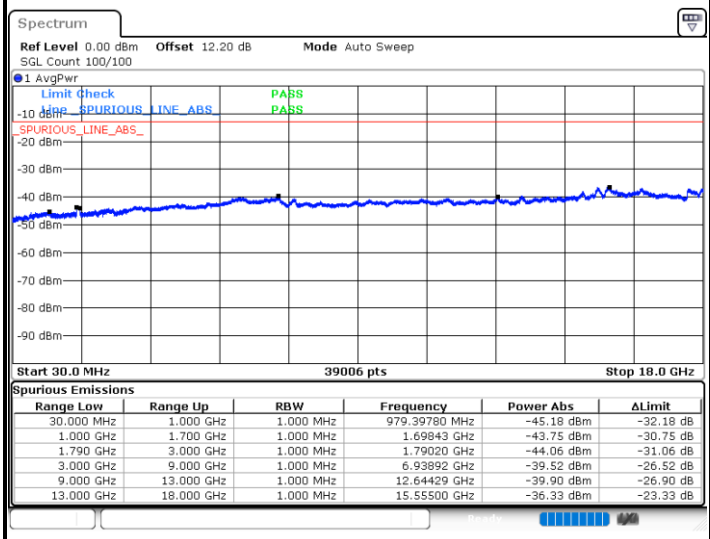

Spurious Emissions

Range Low	Range Up	RBW	Frequency	Power Abs	ΔLimit
30.000 MHz	1.000 GHz	1.000 MHz	979.39780 MHz	-45.18 dBm	-32.18 dB
1.000 GHz	1.700 GHz	1.000 MHz	1.69843 GHz	-43.75 dBm	-30.75 dB
1.790 GHz	3.000 GHz	1.000 MHz	1.79020 GHz	-44.06 dBm	-31.06 dB
3.000 GHz	9.000 GHz	1.000 MHz	6.93892 GHz	-39.52 dBm	-26.52 dB
9.000 GHz	13.000 GHz	1.000 MHz	12.64429 GHz	-39.90 dBm	-26.90 dB
13.000 GHz	18.000 GHz	1.000 MHz	15.55500 GHz	-36.33 dBm	-23.33 dB

Date: 3.DEC.2021 13:36:12

Middle Channel / 1RB99 and 1RB0

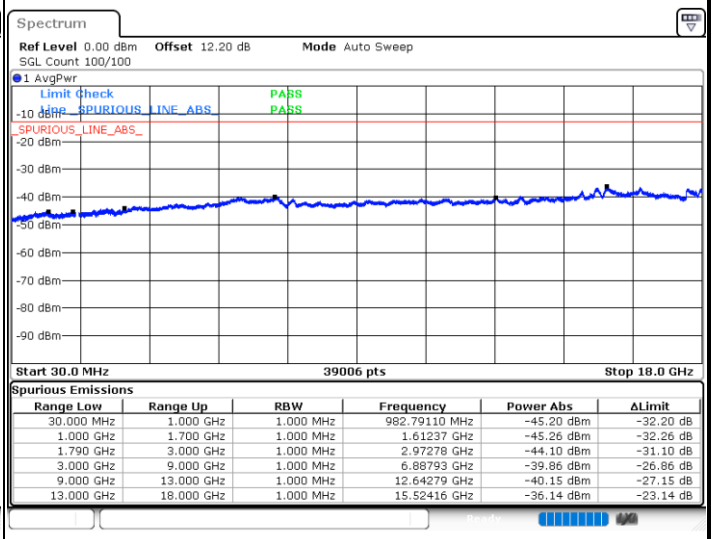

Spurious Emissions

Range Low	Range Up	RBW	Frequency	Power Abs	ΔLimit
30.000 MHz	1.000 GHz	1.000 MHz	982.79110 MHz	-45.20 dBm	-32.20 dB
1.000 GHz	1.700 GHz	1.000 MHz	1.61237 GHz	-45.26 dBm	-32.26 dB
1.790 GHz	3.000 GHz	1.000 MHz	2.97278 GHz	-44.10 dBm	-31.10 dB
3.000 GHz	9.000 GHz	1.000 MHz	6.88793 GHz	-39.86 dBm	-26.86 dB
9.000 GHz	13.000 GHz	1.000 MHz	12.64279 GHz	-40.15 dBm	-27.15 dB
13.000 GHz	18.000 GHz	1.000 MHz	15.52416 GHz	-36.14 dBm	-23.14 dB

Date: 3.DEC.2021 13:40:03

LTE Band 66C / 20MHz+5MHz

QPSK

Highest Channel / 1RB0 and 1RB24	Highest Channel / 1RB99 and 1RB0

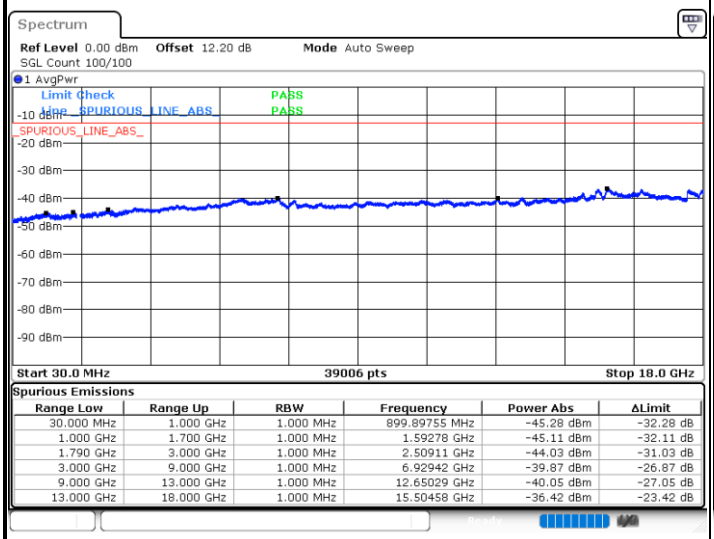

Spurious Emissions

Range Low	Range Up	RBW	Frequency	Power Abs	ΔLimit
30.000 MHz	1.000 GHz	1.000 MHz	899.89755 MHz	-45.28 dBm	-32.28 dB
1.000 GHz	1.700 GHz	1.000 MHz	1.59278 GHz	-45.11 dBm	-32.11 dB
1.790 GHz	3.000 GHz	1.000 MHz	2.50911 GHz	-44.03 dBm	-31.03 dB
3.000 GHz	9.000 GHz	1.000 MHz	6.92942 GHz	-39.87 dBm	-26.87 dB
9.000 GHz	13.000 GHz	1.000 MHz	12.65029 GHz	-40.05 dBm	-27.05 dB
13.000 GHz	18.000 GHz	1.000 MHz	15.50458 GHz	-36.42 dBm	-23.42 dB

Date: 3.DEC.2021 12:56:08

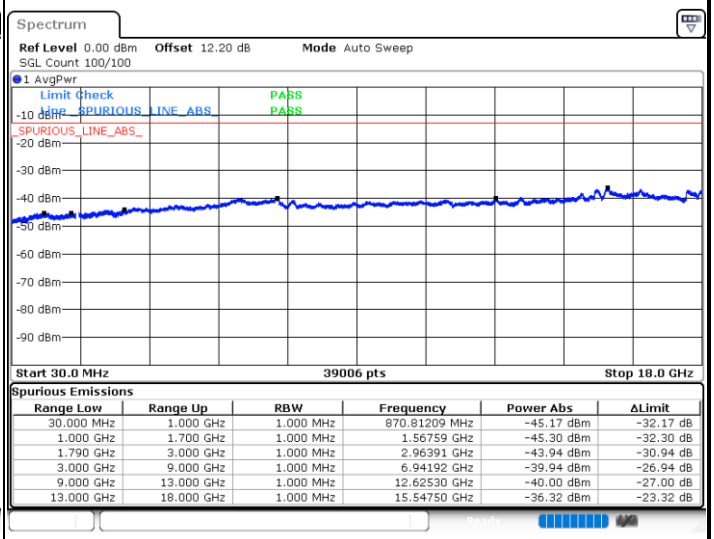

Spurious Emissions

Range Low	Range Up	RBW	Frequency	Power Abs	ΔLimit
30.000 MHz	1.000 GHz	1.000 MHz	870.81209 MHz	-45.17 dBm	-32.17 dB
1.000 GHz	1.700 GHz	1.000 MHz	1.56759 GHz	-45.30 dBm	-32.30 dB
1.790 GHz	3.000 GHz	1.000 MHz	2.96391 GHz	-43.94 dBm	-30.94 dB
3.000 GHz	9.000 GHz	1.000 MHz	6.94192 GHz	-39.94 dBm	-26.94 dB
9.000 GHz	13.000 GHz	1.000 MHz	12.62530 GHz	-40.00 dBm	-27.00 dB
13.000 GHz	18.000 GHz	1.000 MHz	15.54750 GHz	-36.32 dBm	-23.32 dB

Date: 3.DEC.2021 13:01:43

LTE Band 66C / 20MHz+10MHz

QPSK

Lowest Channel / 1RB0 and 1RB49

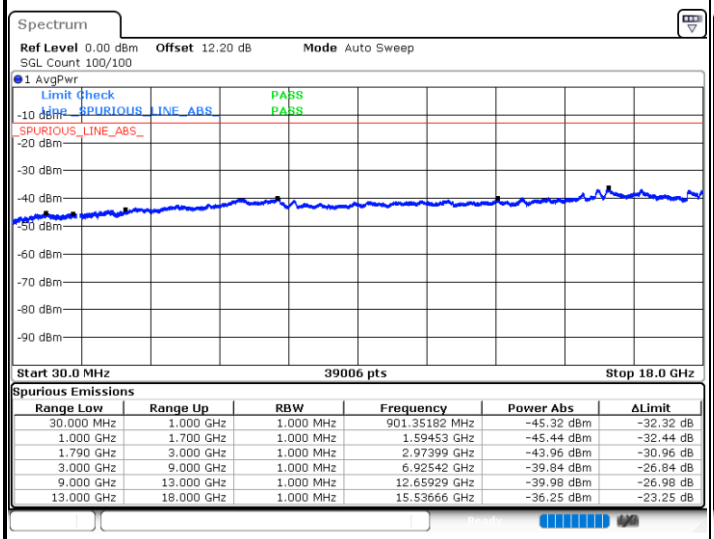

Spurious Emissions

Range Low	Range Up	RBW	Frequency	Power Abs	ΔLimit
30.000 MHz	1.000 GHz	1.000 MHz	901.35182 MHz	-45.32 dBm	-32.32 dB
1.000 GHz	1.700 GHz	1.000 MHz	1.59453 GHz	-45.44 dBm	-32.44 dB
1.790 GHz	3.000 GHz	1.000 MHz	2.97399 GHz	-43.96 dBm	-30.96 dB
3.000 GHz	9.000 GHz	1.000 MHz	6.92542 GHz	-39.84 dBm	-26.84 dB
9.000 GHz	13.000 GHz	1.000 MHz	12.65929 GHz	-39.98 dBm	-26.98 dB
13.000 GHz	18.000 GHz	1.000 MHz	15.53666 GHz	-36.25 dBm	-23.25 dB

Date: 3.DEC.2021 16:28:07

Lowest Channel / 1RB99 and 1RB0

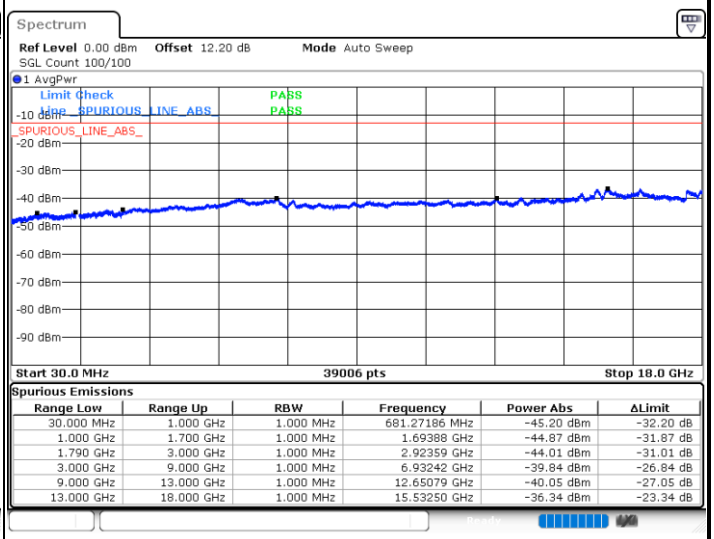

Spurious Emissions

Range Low	Range Up	RBW	Frequency	Power Abs	ΔLimit
30.000 MHz	1.000 GHz	1.000 MHz	681.27186 MHz	-45.20 dBm	-32.20 dB
1.000 GHz	1.700 GHz	1.000 MHz	1.69388 GHz	-44.87 dBm	-31.87 dB
1.790 GHz	3.000 GHz	1.000 MHz	2.92359 GHz	-44.01 dBm	-31.01 dB
3.000 GHz	9.000 GHz	1.000 MHz	6.93242 GHz	-39.84 dBm	-26.84 dB
9.000 GHz	13.000 GHz	1.000 MHz	12.65079 GHz	-40.05 dBm	-27.05 dB
13.000 GHz	18.000 GHz	1.000 MHz	15.53250 GHz	-36.34 dBm	-23.34 dB

Date: 3.DEC.2021 16:33:41

Middle Channel / 1RB0 and 1RB49

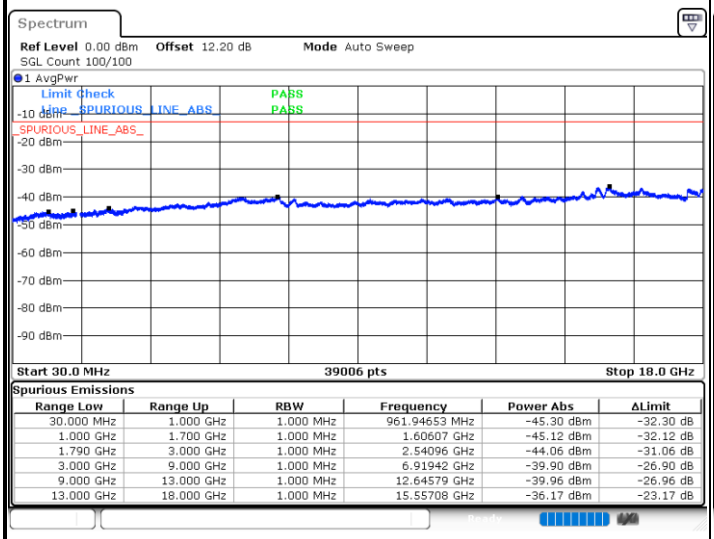

Spurious Emissions

Range Low	Range Up	RBW	Frequency	Power Abs	ΔLimit
30.000 MHz	1.000 GHz	1.000 MHz	961.94653 MHz	-45.30 dBm	-32.30 dB
1.000 GHz	1.700 GHz	1.000 MHz	1.60607 GHz	-45.12 dBm	-32.12 dB
1.790 GHz	3.000 GHz	1.000 MHz	2.54096 GHz	-44.06 dBm	-31.06 dB
3.000 GHz	9.000 GHz	1.000 MHz	6.91942 GHz	-39.90 dBm	-26.90 dB
9.000 GHz	13.000 GHz	1.000 MHz	12.64579 GHz	-39.96 dBm	-26.96 dB
13.000 GHz	18.000 GHz	1.000 MHz	15.55708 GHz	-36.17 dBm	-23.17 dB

Date: 3.DEC.2021 16:17:39

Middle Channel / 1RB99 and 1RB0

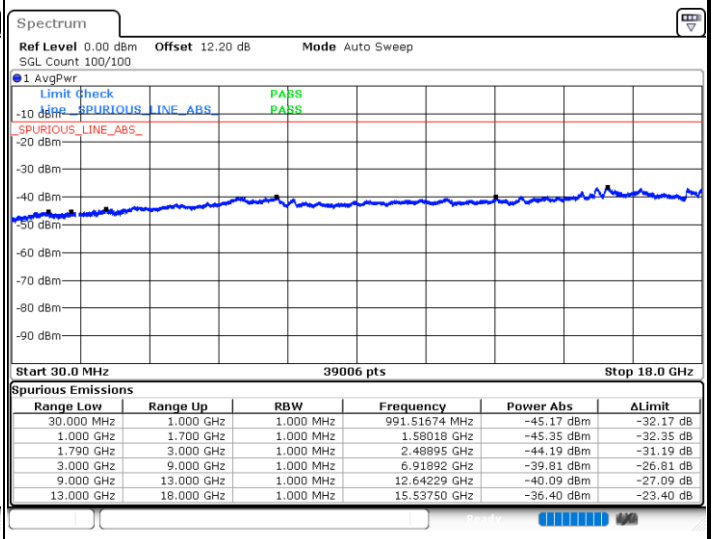

Spurious Emissions

Range Low	Range Up	RBW	Frequency	Power Abs	ΔLimit
30.000 MHz	1.000 GHz	1.000 MHz	991.51674 MHz	-45.17 dBm	-32.17 dB
1.000 GHz	1.700 GHz	1.000 MHz	1.58018 GHz	-45.35 dBm	-32.35 dB
1.790 GHz	3.000 GHz	1.000 MHz	2.48895 GHz	-44.19 dBm	-31.19 dB
3.000 GHz	9.000 GHz	1.000 MHz	6.91892 GHz	-39.81 dBm	-26.81 dB
9.000 GHz	13.000 GHz	1.000 MHz	12.64229 GHz	-40.09 dBm	-27.09 dB
13.000 GHz	18.000 GHz	1.000 MHz	15.53750 GHz	-36.40 dBm	-23.40 dB

Date: 3.DEC.2021 16:20:42

LTE Band 66C / 20MHz+10MHz

QPSK

Highest Channel / 1RB0 and 1RB49	Highest Channel / 1RB99 and 1RB0

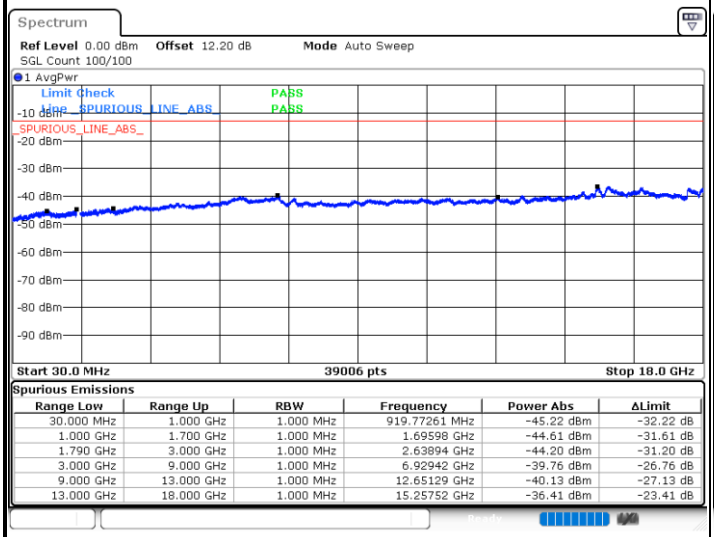

Spurious Emissions

Range Low	Range Up	RBW	Frequency	Power Abs	ΔLimit
30.000 MHz	1.000 GHz	1.000 MHz	919.77261 MHz	-45.22 dBm	-32.22 dB
1.000 GHz	1.700 GHz	1.000 MHz	1.69598 GHz	-44.61 dBm	-31.61 dB
1.790 GHz	3.000 GHz	1.000 MHz	2.63894 GHz	-44.20 dBm	-31.20 dB
3.000 GHz	9.000 GHz	1.000 MHz	6.92942 GHz	-39.76 dBm	-26.76 dB
9.000 GHz	13.000 GHz	1.000 MHz	12.65129 GHz	-40.13 dBm	-27.13 dB
13.000 GHz	18.000 GHz	1.000 MHz	15.25752 GHz	-36.41 dBm	-23.41 dB

Date: 3.DEC.2021 16:47:24

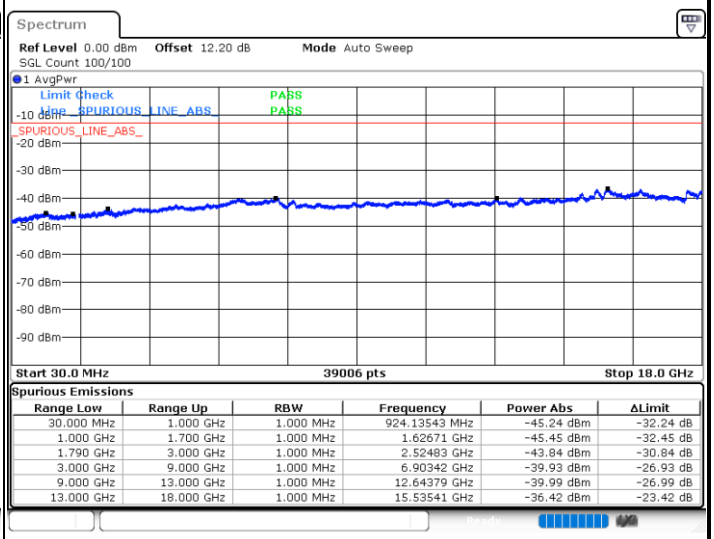

Spurious Emissions

Range Low	Range Up	RBW	Frequency	Power Abs	ΔLimit
30.000 MHz	1.000 GHz	1.000 MHz	924.13543 MHz	-45.24 dBm	-32.24 dB
1.000 GHz	1.700 GHz	1.000 MHz	1.62671 GHz	-45.45 dBm	-32.45 dB
1.790 GHz	3.000 GHz	1.000 MHz	2.52483 GHz	-43.84 dBm	-30.84 dB
3.000 GHz	9.000 GHz	1.000 MHz	6.90342 GHz	-39.93 dBm	-26.93 dB
9.000 GHz	13.000 GHz	1.000 MHz	12.64379 GHz	-39.99 dBm	-26.99 dB
13.000 GHz	18.000 GHz	1.000 MHz	15.53541 GHz	-36.42 dBm	-23.42 dB

Date: 3.DEC.2021 16:52:57

LTE Band 66C / 20MHz+15MHz

QPSK

Lowest Channel / 1RB0 and 1RB74

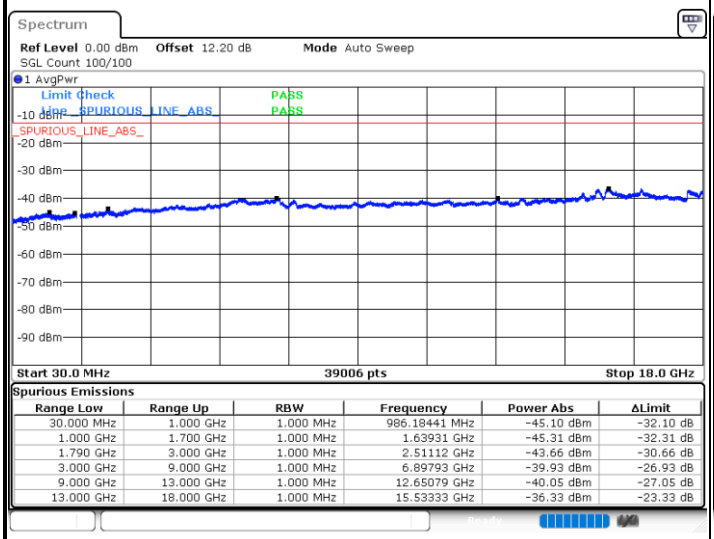

Spurious Emissions

Range Low	Range Up	RBW	Frequency	Power Abs	ΔLimit
30.000 MHz	1.000 GHz	1.000 MHz	986.18441 MHz	-45.10 dBm	-32.10 dB
1.000 GHz	1.700 GHz	1.000 MHz	1.63931 GHz	-45.31 dBm	-32.31 dB
1.790 GHz	3.000 GHz	1.000 MHz	2.51112 GHz	-43.66 dBm	-30.66 dB
3.000 GHz	9.000 GHz	1.000 MHz	6.89793 GHz	-39.93 dBm	-26.93 dB
9.000 GHz	13.000 GHz	1.000 MHz	12.65079 GHz	-40.05 dBm	-27.05 dB
13.000 GHz	18.000 GHz	1.000 MHz	15.53333 GHz	-36.33 dBm	-23.33 dB

Date: 3.DEC.2021 13:50:13

Lowest Channel / 1RB99 and 1RB0

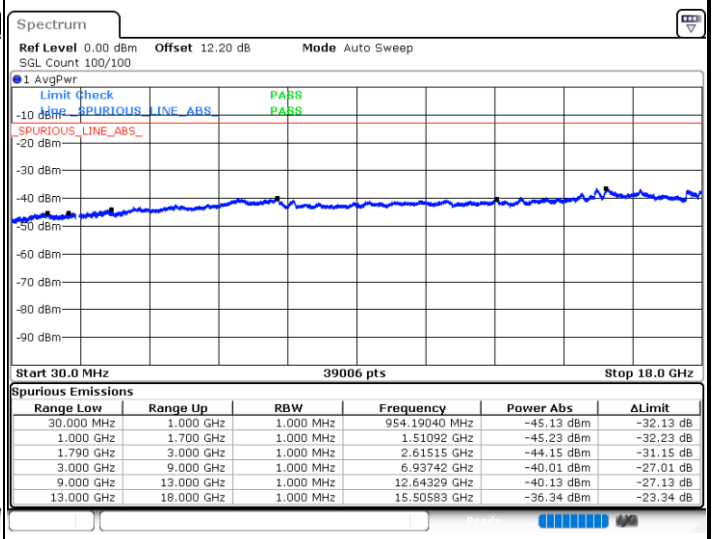

Spurious Emissions

Range Low	Range Up	RBW	Frequency	Power Abs	ΔLimit
30.000 MHz	1.000 GHz	1.000 MHz	954.19040 MHz	-45.13 dBm	-32.13 dB
1.000 GHz	1.700 GHz	1.000 MHz	1.51092 GHz	-45.23 dBm	-32.23 dB
1.790 GHz	3.000 GHz	1.000 MHz	2.61515 GHz	-44.15 dBm	-31.15 dB
3.000 GHz	9.000 GHz	1.000 MHz	6.93742 GHz	-40.01 dBm	-27.01 dB
9.000 GHz	13.000 GHz	1.000 MHz	12.64329 GHz	-40.13 dBm	-27.13 dB
13.000 GHz	18.000 GHz	1.000 MHz	15.50583 GHz	-36.34 dBm	-23.34 dB

Date: 3.DEC.2021 13:55:44

Middle Channel / 1RB0 and 1RB74

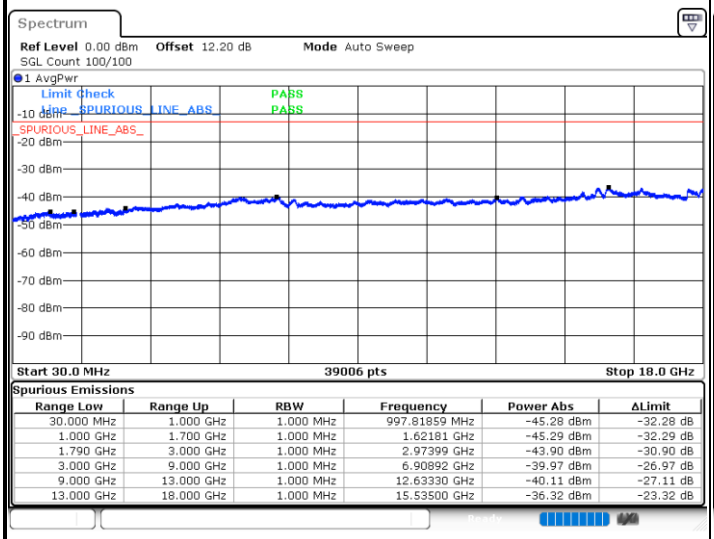

Spurious Emissions

Range Low	Range Up	RBW	Frequency	Power Abs	ΔLimit
30.000 MHz	1.000 GHz	1.000 MHz	997.81859 MHz	-45.28 dBm	-32.28 dB
1.000 GHz	1.700 GHz	1.000 MHz	1.62181 GHz	-45.29 dBm	-32.29 dB
1.790 GHz	3.000 GHz	1.000 MHz	2.97399 GHz	-43.90 dBm	-30.90 dB
3.000 GHz	9.000 GHz	1.000 MHz	6.90892 GHz	-39.97 dBm	-26.97 dB
9.000 GHz	13.000 GHz	1.000 MHz	12.63330 GHz	-40.11 dBm	-27.11 dB
13.000 GHz	18.000 GHz	1.000 MHz	15.53500 GHz	-36.32 dBm	-23.32 dB

Date: 3.DEC.2021 14:28:12

Middle Channel / 1RB99 and 1RB0

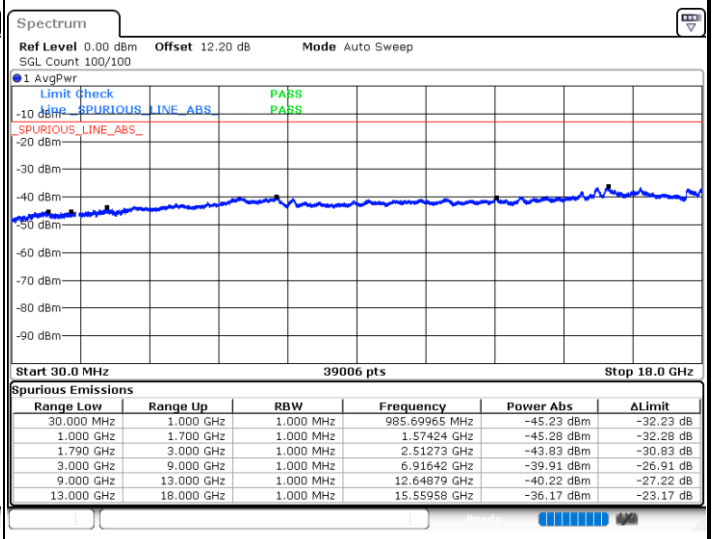

Spurious Emissions

Range Low	Range Up	RBW	Frequency	Power Abs	ΔLimit
30.000 MHz	1.000 GHz	1.000 MHz	985.69965 MHz	-45.23 dBm	-32.23 dB
1.000 GHz	1.700 GHz	1.000 MHz	1.57424 GHz	-45.28 dBm	-32.28 dB
1.790 GHz	3.000 GHz	1.000 MHz	2.51273 GHz	-43.83 dBm	-30.83 dB
3.000 GHz	9.000 GHz	1.000 MHz	6.91642 GHz	-39.91 dBm	-26.91 dB
9.000 GHz	13.000 GHz	1.000 MHz	12.64879 GHz	-40.22 dBm	-27.22 dB
13.000 GHz	18.000 GHz	1.000 MHz	15.55958 GHz	-36.17 dBm	-23.17 dB

Date: 3.DEC.2021 14:31:14

LTE Band 66C / 20MHz+15MHz

QPSK

Highest Channel / 1RB0 and 1RB74

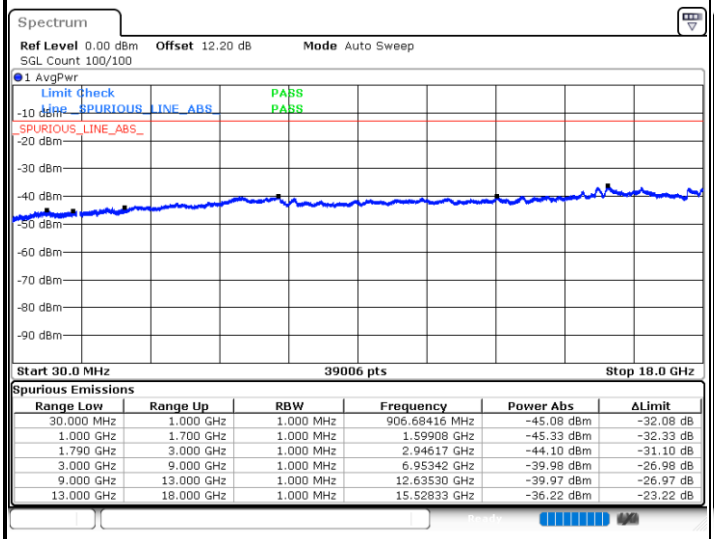

Spurious Emissions

Range Low	Range Up	RBW	Frequency	Power Abs	ΔLimit
30.000 MHz	1.000 GHz	1.000 MHz	906.68416 MHz	-45.08 dBm	-32.08 dB
1.000 GHz	1.700 GHz	1.000 MHz	1.59908 GHz	-45.33 dBm	-32.33 dB
1.790 GHz	3.000 GHz	1.000 MHz	2.94617 GHz	-44.10 dBm	-31.10 dB
3.000 GHz	9.000 GHz	1.000 MHz	6.95342 GHz	-39.98 dBm	-26.98 dB
9.000 GHz	13.000 GHz	1.000 MHz	12.63530 GHz	-39.97 dBm	-26.97 dB
13.000 GHz	18.000 GHz	1.000 MHz	15.52833 GHz	-36.22 dBm	-23.22 dB

Date: 3.DEC.2021 14:04:18

Highest Channel / 1RB99 and 1RB0

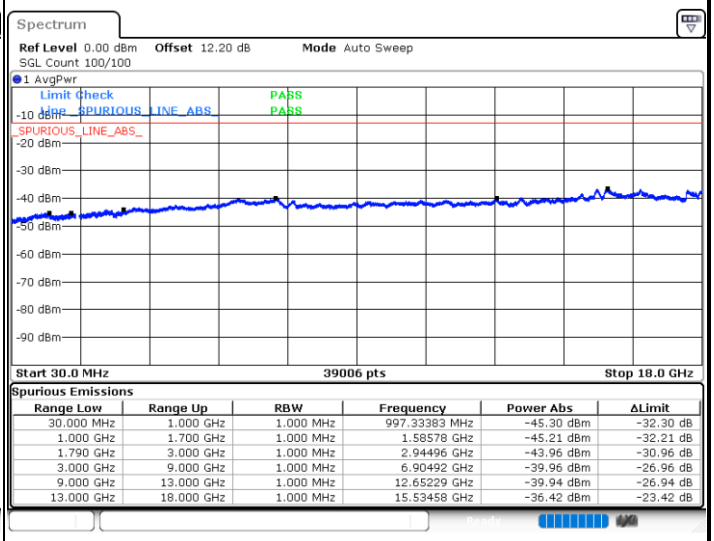

Spurious Emissions

Range Low	Range Up	RBW	Frequency	Power Abs	ΔLimit
30.000 MHz	1.000 GHz	1.000 MHz	997.33383 MHz	-45.30 dBm	-32.30 dB
1.000 GHz	1.700 GHz	1.000 MHz	1.58578 GHz	-45.21 dBm	-32.21 dB
1.790 GHz	3.000 GHz	1.000 MHz	2.94496 GHz	-43.96 dBm	-30.96 dB
3.000 GHz	9.000 GHz	1.000 MHz	6.90492 GHz	-39.96 dBm	-26.96 dB
9.000 GHz	13.000 GHz	1.000 MHz	12.65229 GHz	-39.94 dBm	-26.94 dB
13.000 GHz	18.000 GHz	1.000 MHz	15.53458 GHz	-36.42 dBm	-23.42 dB

Date: 3.DEC.2021 14:09:49

LTE Band 66C / 20MHz+20MHz

QPSK

Lowest Channel / 1RB0 and 1RB99

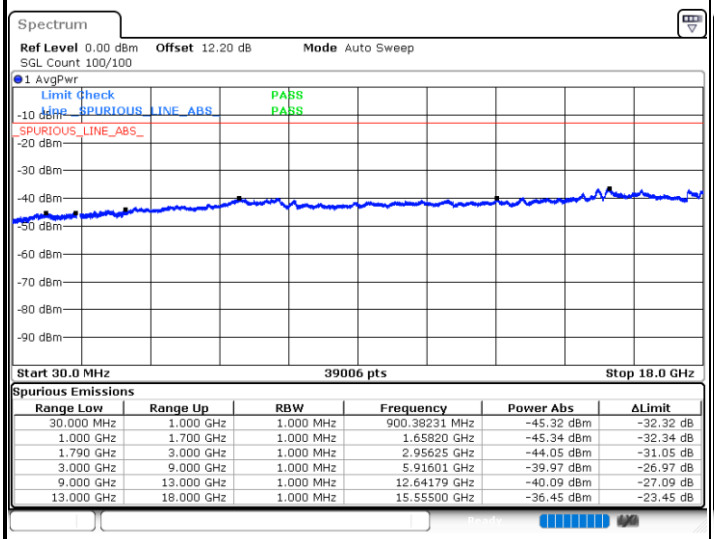

Spurious Emissions

Range Low	Range Up	RBW	Frequency	Power Abs	ΔLimit
30.000 MHz	1.000 GHz	1.000 MHz	900.38231 MHz	-45.32 dBm	-32.32 dB
1.000 GHz	1.700 GHz	1.000 MHz	1.65820 GHz	-45.34 dBm	-32.34 dB
1.790 GHz	3.000 GHz	1.000 MHz	2.95625 GHz	-44.05 dBm	-31.05 dB
3.000 GHz	9.000 GHz	1.000 MHz	5.91601 GHz	-39.97 dBm	-26.97 dB
9.000 GHz	13.000 GHz	1.000 MHz	12.64179 GHz	-40.09 dBm	-27.09 dB
13.000 GHz	18.000 GHz	1.000 MHz	15.55500 GHz	-36.45 dBm	-23.45 dB

Date: 3.DEC.2021 08:34:27

Lowest Channel / 1RB99 and 1RB0

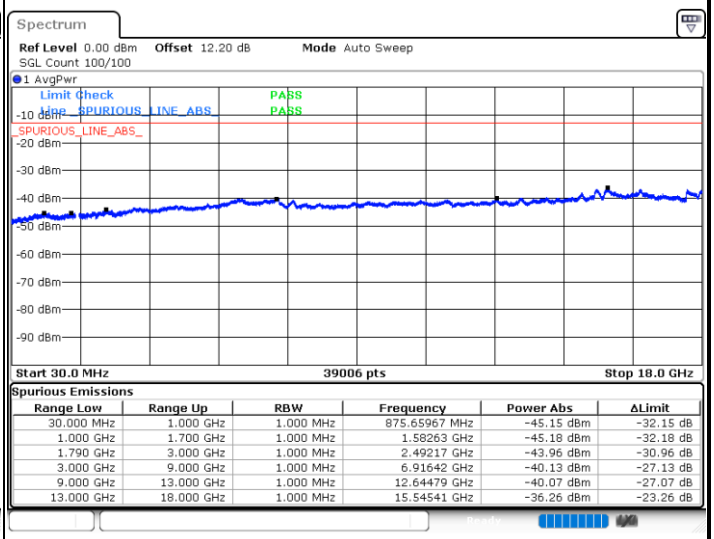

Spurious Emissions

Range Low	Range Up	RBW	Frequency	Power Abs	ΔLimit
30.000 MHz	1.000 GHz	1.000 MHz	875.65967 MHz	-45.15 dBm	-32.15 dB
1.000 GHz	1.700 GHz	1.000 MHz	1.58263 GHz	-45.18 dBm	-32.18 dB
1.790 GHz	3.000 GHz	1.000 MHz	2.49217 GHz	-43.96 dBm	-30.96 dB
3.000 GHz	9.000 GHz	1.000 MHz	6.91642 GHz	-40.13 dBm	-27.13 dB
9.000 GHz	13.000 GHz	1.000 MHz	12.64479 GHz	-40.07 dBm	-27.07 dB
13.000 GHz	18.000 GHz	1.000 MHz	15.54541 GHz	-36.26 dBm	-23.26 dB

Date: 3.DEC.2021 08:40:04

MiddleChannel / 1RB0 and 1RB99

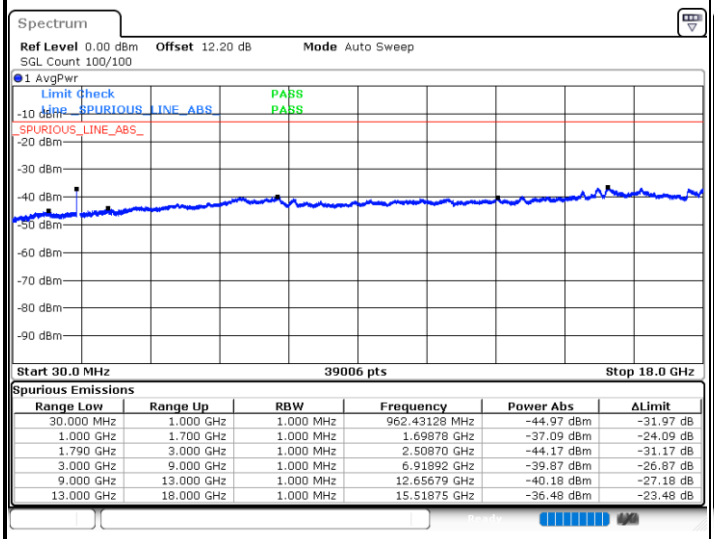

Spurious Emissions

Range Low	Range Up	RBW	Frequency	Power Abs	ΔLimit
30.000 MHz	1.000 GHz	1.000 MHz	962.43128 MHz	-44.97 dBm	-31.97 dB
1.000 GHz	1.700 GHz	1.000 MHz	1.69878 GHz	-37.09 dBm	-24.09 dB
1.790 GHz	3.000 GHz	1.000 MHz	2.50870 GHz	-44.17 dBm	-31.17 dB
3.000 GHz	9.000 GHz	1.000 MHz	6.91892 GHz	-39.87 dBm	-26.87 dB
9.000 GHz	13.000 GHz	1.000 MHz	12.65679 GHz	-40.18 dBm	-27.18 dB
13.000 GHz	18.000 GHz	1.000 MHz	15.51875 GHz	-36.48 dBm	-23.48 dB

Date: 3.DEC.2021 08:19:20

Middle Channel / 1RB99 and 1RB0

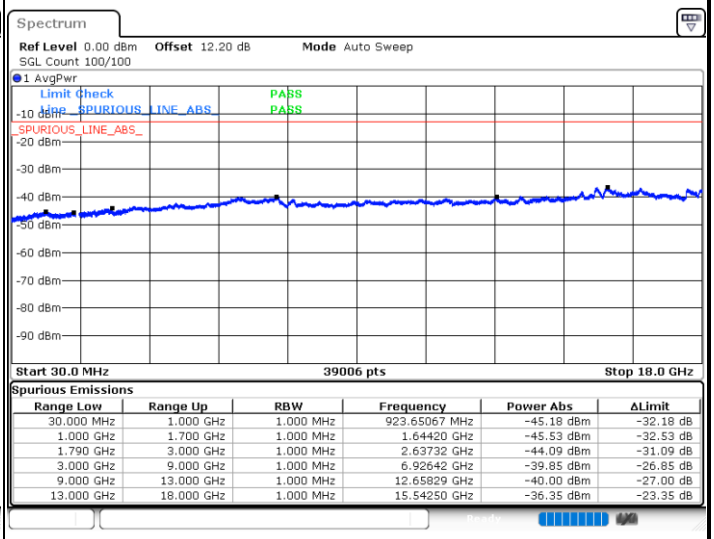

Spurious Emissions

Range Low	Range Up	RBW	Frequency	Power Abs	ΔLimit
30.000 MHz	1.000 GHz	1.000 MHz	923.65067 MHz	-45.18 dBm	-32.18 dB
1.000 GHz	1.700 GHz	1.000 MHz	1.64420 GHz	-45.53 dBm	-32.53 dB
1.790 GHz	3.000 GHz	1.000 MHz	2.63732 GHz	-44.09 dBm	-31.09 dB
3.000 GHz	9.000 GHz	1.000 MHz	6.92642 GHz	-39.85 dBm	-26.85 dB
9.000 GHz	13.000 GHz	1.000 MHz	12.65829 GHz	-40.00 dBm	-27.00 dB
13.000 GHz	18.000 GHz	1.000 MHz	15.54250 GHz	-36.35 dBm	-23.35 dB

Date: 3.DEC.2021 08:22:26

LTE Band 66C / 20MHz+20MHz

QPSK

Highest Channel / 1RB0 and 1RB99

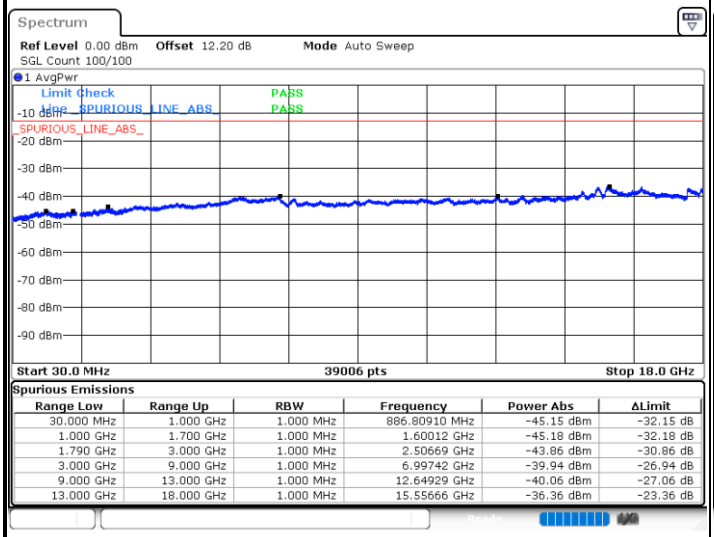

Spurious Emissions

Range Low	Range Up	RBW	Frequency	Power Abs	ΔLimit
30.000 MHz	1.000 GHz	1.000 MHz	886.80910 MHz	-45.15 dBm	-32.15 dB
1.000 GHz	1.700 GHz	1.000 MHz	1.60012 GHz	-45.18 dBm	-32.18 dB
1.790 GHz	3.000 GHz	1.000 MHz	2.50669 GHz	-43.86 dBm	-30.86 dB
3.000 GHz	9.000 GHz	1.000 MHz	6.99742 GHz	-39.94 dBm	-26.94 dB
9.000 GHz	13.000 GHz	1.000 MHz	12.64929 GHz	-40.06 dBm	-27.06 dB
13.000 GHz	18.000 GHz	1.000 MHz	15.55666 GHz	-36.36 dBm	-23.36 dB

Date: 3.DEC.2021 08:49:27

Highest Channel / 1RB99 and 1RB0

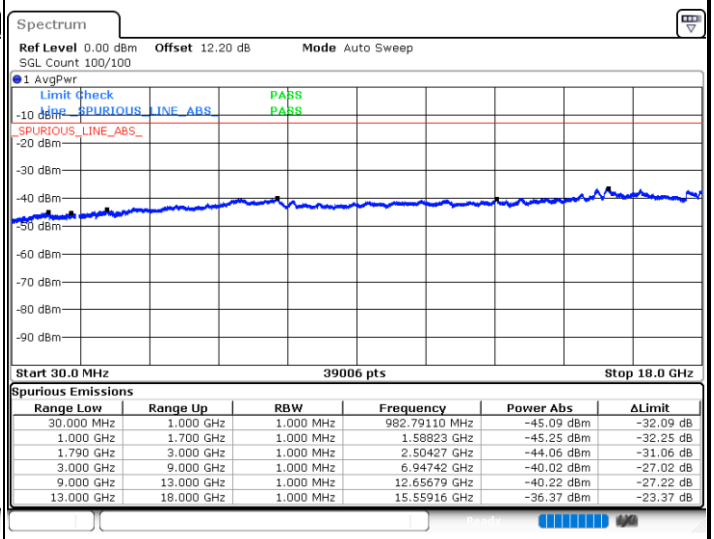

Spurious Emissions

Range Low	Range Up	RBW	Frequency	Power Abs	ΔLimit
30.000 MHz	1.000 GHz	1.000 MHz	982.79110 MHz	-45.09 dBm	-32.09 dB
1.000 GHz	1.700 GHz	1.000 MHz	1.58823 GHz	-45.25 dBm	-32.25 dB
1.790 GHz	3.000 GHz	1.000 MHz	2.50427 GHz	-44.06 dBm	-31.06 dB
3.000 GHz	9.000 GHz	1.000 MHz	6.94742 GHz	-40.02 dBm	-27.02 dB
9.000 GHz	13.000 GHz	1.000 MHz	12.65679 GHz	-40.22 dBm	-27.22 dB
13.000 GHz	18.000 GHz	1.000 MHz	15.55916 GHz	-36.37 dBm	-23.37 dB

Date: 3.DEC.2021 08:55:01

Appendix B. Test Results of Radiated Test

LTE Band 5 Internal Ant1

LTE Band 5 / 10MHz / QPSK									
Channel	Frequency (MHz)	ERP (dBm)	Limit (dBm)	Over Limit (dB)	SPA Reading (dBm)	S.G. Power (dBm)	TX Cable loss (dB)	TX Antenna Gain (dBi)	Polarization (H/V)
Lowest	1648	-49.65	-13	-36.65	-65.07	-53.11	3.88	9.49	H
	2472	-46.83	-13	-33.83	-66.24	-50.42	4.80	10.54	H
	3298	-53.88	-13	-40.88	-75.9	-58.36	5.55	12.19	H
									H
									H
									H
									H
	1648	-53.63	-13	-40.63	-69.09	-57.09	3.88	9.49	V
	2472	-51.41	-13	-38.41	-70.5	-55	4.80	10.54	V
	3296	-54.16	-13	-41.16	-76.05	-58.63	5.55	12.18	V
									V
									V
									V
Middle	1664	-50.58	-13	-37.58	-65.96	-54.11	3.90	9.58	H
	2496	-43.94	-13	-30.94	-63.01	-47.56	4.83	10.59	H
	3328	-54.21	-13	-41.21	-76.19	-58.79	5.58	12.31	H
									H
									H
									H
									H
	1664	-54.96	-13	-41.96	-70.41	-58.49	3.90	9.58	V
	2496	-51.77	-13	-38.77	-71.18	-55.39	4.83	10.59	V
	3328	-54.23	-13	-41.23	-76.1	-58.81	5.58	12.31	V
									V
									V
									V

Highest	1680	-48.17	-13	-35.17	-63.67	-51.78	3.92	9.68	H
	2520	-46.40	-13	-33.40	-65.7	-50.12	4.85	10.72	H
	3358	-54.03	-13	-41.03	-75.83	-58.69	5.61	12.42	H
									H
									H
									H
									H
	1680	-56.49	-13	-43.49	-71.92	-60.1	3.92	9.68	V
	2520	-52.49	-13	-39.49	-71.67	-56.21	4.85	10.72	V
	3360	-54.20	-13	-41.20	-75.99	-58.86	5.61	12.42	V
									V
									V
									V
									V

Remark: Spurious emissions within 30-1000MHz were found more than 20dB below limit line.

LTE Band 2 Internal Ant2

LTE Band 2 / 20MHz / QPSK									
Channel	Frequency (MHz)	ERP (dBm)	Limit (dBm)	Over Limit (dB)	SPA Reading (dBm)	S.G. Power (dBm)	TX Cable loss (dB)	TX Antenna Gain (dBi)	Polarization (H/V)
Lowest	3705	-51.08	-13	-38.08	-74.7	-57.45	5.93	12.30	H
	5553	-47.56	-13	-34.56	-76.76	-53.12	7.74	13.31	H
	7404	-41.54	-13	-28.54	-76.47	-44.02	8.72	11.20	H
									H
									H
									H
									H
	3705	-50.71	-13	-37.71	-74.2	-57.08	5.93	12.30	V
	5550	-47.11	-13	-34.11	-76.19	-52.67	7.74	13.30	V
	7410	-41.21	-13	-28.21	-76.38	-43.69	8.72	11.20	V
									V
									V
									V
									V
Middle	3750	-49.70	-13	-36.70	-73.54	-56.03	5.97	12.30	H
	5610	-43.47	-13	-30.47	-72.48	-49.1	7.79	13.42	H
	7485	-40.93	-13	-27.93	-76.4	-43.38	8.75	11.20	H
									H
									H
									H
									H
	3750	-48.67	-13	-35.67	-72.37	-55	5.97	12.30	V
	5610	-43.62	-13	-30.62	-72.77	-49.25	7.79	13.42	V
	7485	-41.00	-13	-28.00	-76.56	-43.45	8.75	11.20	V
									V
									V
									V
									V

Highest	3780	-51.09	-13	-38.09	-74.99	-57.39	6.00	12.30	H
	5670	-45.55	-13	-32.55	-74.94	-51.21	7.84	13.50	H
	7564	-41.89	-13	-28.89	-77.65	-44.56	8.79	11.46	H
									H
									H
									H
									H
	3780	-50.14	-13	-37.14	-74.21	-56.44	6.00	12.30	V
	5673	-48.65	-13	-35.65	-77.97	-54.31	7.84	13.50	V
	7564	-41.52	-13	-28.52	-77.55	-44.19	8.79	11.46	V
									V
									V
									V
									V

Remark: Spurious emissions within 30-1000MHz were found more than 20dB below limit line.

LTE Band 66 Internal Ant2

LTE Band 66 / 20MHz / QPSK									
Channel	Frequency (MHz)	EIRP (dBm)	Limit (dBm)	Over Limit (dB)	SPA Reading (dBm)	S.G. Power (dBm)	TX Cable loss (dB)	TX Antenna Gain (dBi)	Polarization (H/V)
Lowest	3420	-52.69	-13	-39.69	-75.21	-59.52	5.67	12.50	H
	5130	-44.78	-13	-31.78	-73.2	-49.70	7.54	12.46	H
	6844	-43.92	-13	-30.92	-76.82	-47.69	8.44	12.21	H
									H
									H
									H
									H
	3422	-52.79	-13	-39.79	-75.27	-59.62	5.67	12.50	V
	5130	-45.79	-13	-32.79	-74.02	-50.71	7.54	12.46	V
	6840	-43.77	-13	-30.77	-76.44	-47.55	8.44	12.22	V
									V
									V
									V
									V
Middle	3472	-53.39	-13	-40.39	-76.4	-60.13	5.71	12.46	H
	5205	-36.29	-13	-23.29	-64.47	-41.64	7.58	12.93	H
	6944	-43.08	-13	-30.08	-76.53	-46.48	8.51	11.91	H
									H
									H
									H
									H
	3472	-53.43	-13	-40.43	-76.36	-60.17	5.71	12.46	V
	5205	-43.27	-13	-30.27	-71.41	-48.62	7.58	12.93	V
	6945	-42.81	-13	-29.81	-76.34	-46.21	8.51	11.91	V
									V
									V
									V
									V

Highest	3522	-52.51	-13	-39.51	-75.73	-59.02	5.76	12.27	H
	5280	-40.67	-13	-27.67	-69.11	-46.38	7.61	13.32	H
	7044	-42.96	-13	-29.96	-76.85	-46.03	8.57	11.64	H
									H
									H
									H
									H
	3525	-51.67	-13	-38.67	-74.76	-58.16	5.76	12.25	V
	5280	-41.83	-13	-28.83	-70.16	-47.54	7.61	13.32	V
	7050	-42.62	-13	-29.62	-76.82	-45.65	8.57	11.60	V
									V
									V
									V
									V

Remark: Spurious emissions within 30-1000MHz were found more than 20dB below limit line.

LTE Band 66B Internal Ant2

LTE Band 66B / 10+10MHz / QPSK									
Channel	Frequency (MHz)	EIRP (dBm)	Limit (dBm)	Over Limit (dB)	SPA Reading (dBm)	S.G. Power (dBm)	TX Cable loss (dB)	TX Antenna Gain (dBi)	Polarization (H/V)
Lowest	3438	-51.34	-13	-38.34	-74.03	-58.16	5.68	12.50	H
	5156	-44.92	-13	-31.92	-73.25	-49.91	7.56	12.55	H
	6877	-43.46	-13	-30.46	-76.54	-47.09	8.46	12.09	H
									H
									H
									H
									H
	3438	-52.24	-13	-39.24	-74.86	-59.06	5.68	12.50	V
	5163	-45.98	-13	-32.98	-74.16	-51.03	7.56	12.60	V
	6878	-43.38	-13	-30.38	-76.36	-47.00	8.46	12.09	V
									V
									V
									V
									V
Middle	3509	-52.21	-13	-39.21	-75.46	-58.81	5.75	12.35	H
	5268	-40.07	-13	-27.07	-68.46	-45.74	7.60	13.27	H
	7018	-42.58	-13	-29.58	-76.38	-45.81	8.56	11.79	H
									H
									H
									H
									H
	3509	-51.22	-13	-38.22	-74.37	-57.82	5.75	12.35	V
	5268	-44.33	-13	-31.33	-72.63	-50.00	7.60	13.27	V
	7018	-41.01	-13	-28.01	-75.06	-44.24	8.56	11.79	V
									V
									V
									V
									V

Highest	3539	-51.24	-13	-38.24	-74.4	-57.63	5.78	12.17	H
	5310	-44.07	-13	-31.07	-72.6	-49.89	7.62	13.44	H
	7078	-41.54	-13	-28.54	-75.53	-44.45	8.58	11.49	H
									H
									H
									H
									H
	3539	-51.75	-13	-38.75	-74.79	-58.14	5.78	12.17	V
	5310	-42.30	-13	-29.30	-70.71	-48.12	7.62	13.44	V
	7081	-42.05	-13	-29.05	-76.37	-44.94	8.58	11.48	V
									V
									V
									V
									V

Remark: Spurious emissions within 30-1000MHz were found more than 20dB below limit line.

LTE Band 66C Internal Ant2

LTE Band 66C / 20+20MHz / QPSK									
Channel	Frequency (MHz)	EIRP (dBm)	Limit (dBm)	Over Limit (dB)	SPA Reading (dBm)	S.G. Power (dBm)	TX Cable loss (dB)	TX Antenna Gain (dBi)	Polarization (H/V)
Lowest	3457	-53.66	-13	-40.66	-76.44	-60.45	5.70	12.49	H
	5190	-46.76	-13	-33.76	-74.95	-52.01	7.57	12.82	H
	6915	-43.29	-13	-30.29	-76.57	-46.77	8.49	11.97	H
									H
									H
									H
									H
	3457	-53.18	-13	-40.18	-75.97	-59.97	5.70	12.49	V
	5190	-46.69	-13	-33.69	-74.82	-51.94	7.57	12.82	V
	6915	-43.01	-13	-30.01	-76.3	-46.49	8.49	11.97	V
									V
									V
									V
									V
Middle	3508	-52.82	-13	-39.82	-76.07	-59.42	5.75	12.35	H
	5265	-46.56	-13	-33.56	-74.94	-52.22	7.60	13.26	H
	7016	-42.40	-13	-29.40	-76.19	-45.65	8.56	11.80	H
									H
									H
									H
									H
	3508	-51.55	-13	-38.55	-74.7	-58.15	5.75	12.35	V
	5262	-47.25	-13	-34.25	-75.53	-52.90	7.60	13.25	V
	7020	-41.60	-13	-28.60	-75.66	-44.82	8.56	11.78	V
									V
									V
									V
									V

Highest	3518	-52.12	-13	-39.12	-75.35	-58.66	5.76	12.29	H
	5280	-45.20	-13	-32.20	-73.64	-50.91	7.61	13.32	H
	7036	-42.54	-13	-29.54	-76.39	-45.66	8.57	11.68	H
									H
									H
									H
									H
	3520	-50.93	-13	-37.93	-74.05	-57.45	5.76	12.28	V
	5280	-45.94	-13	-32.94	-74.27	-51.65	7.61	13.32	V
	7035	-42.00	-13	-29.00	-76.12	-45.13	8.56	11.69	V
									V
									V
									V
									V

Remark: Spurious emissions within 30-1000MHz were found more than 20dB below limit line.

LTE Band 7 Internal Ant2

LTE Band 7 / 20MHz / QPSK									
Channel	Frequency (MHz)	EIRP (dBm)	Limit (dBm)	Over Limit (dB)	SPA Reading (dBm)	S.G. Power (dBm)	TX Cable loss (dB)	TX Antenna Gain (dBi)	Polarization (H/V)
Lowest	5002	-48.48	-25	-23.48	-77.4	-53.69	7.49	12.70	H
	7503	-40.86	-25	-15.86	-76.08	-43.31	8.76	11.21	H
	10005	-36.03	-25	-11.03	-76.61	-37.13	10.01	11.11	H
									H
									H
									H
									H
	5002	-49.18	-25	-24.18	-77.63	-54.39	7.49	12.70	V
	7503	-40.79	-25	-15.79	-76.36	-43.24	8.76	11.21	V
	10005	-36.95	-25	-11.95	-76.92	-38.05	10.01	11.11	V
									V
									V
									V
									V
Middle	5052	-48.89	-25	-23.89	-77.61	-53.97	7.51	12.59	H
	7578	-41.19	-25	-16.19	-76.99	-43.91	8.80	11.51	H
	10105	-35.97	-25	-10.97	-76.61	-37.17	10.10	11.30	H
									H
									H
									H
									H
	5052	-49.24	-25	-24.24	-77.6	-54.32	7.51	12.59	V
	7578	-40.43	-25	-15.43	-76.51	-43.15	8.80	11.51	V
	10110	-36.94	-25	-11.94	-76.92	-38.14	10.10	11.30	V
									V
									V
									V
									V

Highest	5102	-48.84	-25	-23.84	-77.37	-53.71	7.53	12.40	H
	7653	-40.52	-25	-15.52	-76.39	-43.39	8.83	11.70	H
	10205	-36.55	-25	-11.55	-77.27	-37.66	10.18	11.29	H
									H
									H
									H
									H
	5100	-49.12	-25	-24.12	-77.4	-53.99	7.53	12.40	V
	7653	-40.48	-25	-15.48	-76.55	-43.35	8.83	11.70	V
	10205	-36.76	-25	-11.76	-76.74	-37.87	10.18	11.29	V
									V
									V
									V
									V

Remark: Spurious emissions within 30-1000MHz were found more than 20dB below limit line.

LTE Band 12 Internal Ant1

LTE Band 12 / 10MHz / QPSK									
Channel	Frequency (MHz)	ERP (dBm)	Limit (dBm)	Over Limit (dB)	SPA Reading (dBm)	S.G. Power (dBm)	TX Cable loss (dB)	TX Antenna Gain (dBi)	Polarization (H/V)
Lowest	1400	-57.43	-13.00	-44.43	-72.51	-59.11	3.57	7.40	H
	2096	-40.19	-13.00	-27.19	-58.54	-43.39	4.39	9.74	H
	2798	-54.34	-13.00	-41.34	-75.23	-58.09	5.10	11.00	H
									H
									H
									H
									H
	1400	-55.40	-13.00	-42.40	-70.77	-57.08	3.57	7.40	V
	2096	-40.05	-13.00	-27.05	-58.80	-43.25	4.39	9.74	V
	2800	-54.26	-13.00	-41.26	-75.07	-58.01	5.10	11.00	V
									V
									V
									V
									V
Middle	1408	-57.11	-13.00	-44.11	-72.09	-58.81	3.58	7.43	H
	2112	-39.97	-13.00	-26.97	-58.26	-43.01	4.41	9.60	H
	2812	-54.38	-13.00	-41.38	-75.26	-58.12	5.11	11.00	H
									H
									H
									H
									H
	1408	-56.19	-13.00	-43.19	-71.53	-57.89	3.58	7.43	V
	2112	-39.10	-13.00	-26.10	-58.14	-42.14	4.41	9.60	V
	2812	-55.17	-13.00	-42.17	-75.18	-58.91	5.11	11.00	V
									V
									V
									V
									V

Highest	1416	-55.27	-13.00	-42.27	-70.22	-56.99	3.59	7.46	H
	2120	-40.59	-13.00	-27.59	-59.07	-43.56	4.42	9.54	H
	2826	-54.41	-13.00	-41.41	-75.43	-58.14	5.12	11.00	H
									H
									H
									H
									H
	1416	-56.41	-13.00	-43.41	-71.90	-58.13	3.59	7.46	V
	2120	-42.14	-13.00	-29.14	-61.11	-45.11	4.42	9.54	V
	2824	-54.14	-13.00	-41.14	-74.91	-57.87	5.12	11.00	V
									V
									V
									V
									V

Remark: Spurious emissions within 30-1000MHz were found more than 20dB below limit line.