FR1 n14 / 5MHz / DFT-S OFDM / 16QAM

Lowest Channel

1RB0

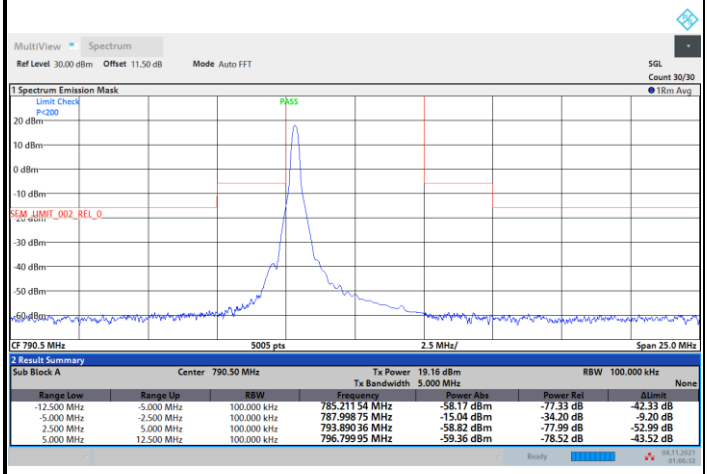

01:06:33 04.11.2021

1RBmax

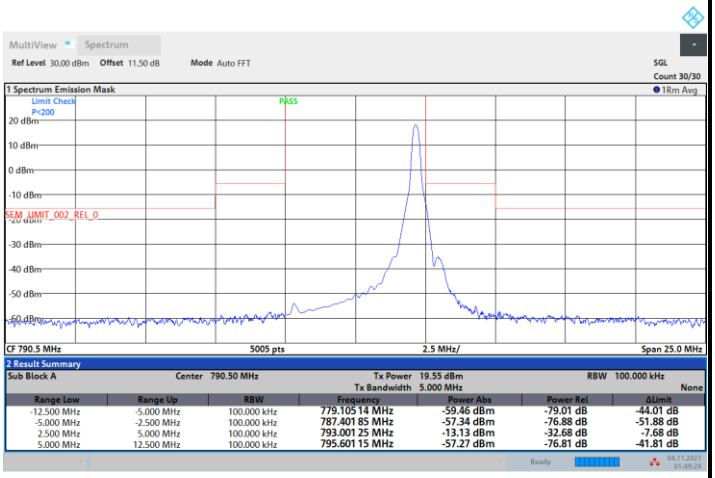

01:49:25 04.11.2021

Full RB

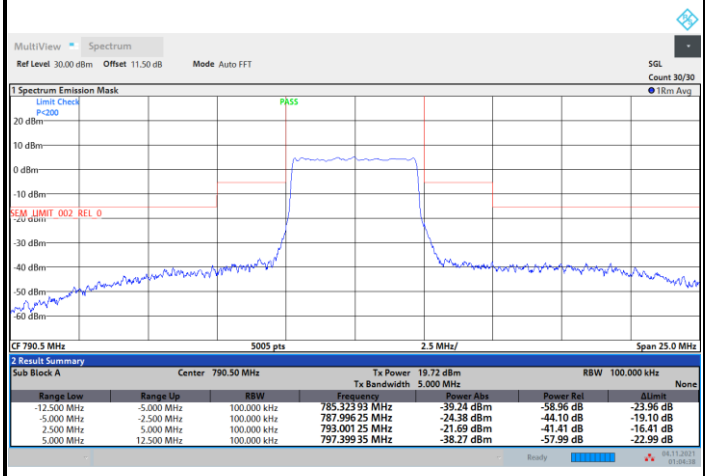

01:04:39 04.11.2021

FR1 n14 / 5MHz / DFT-S OFDM / 16QAM

Middle Channel

1RB0

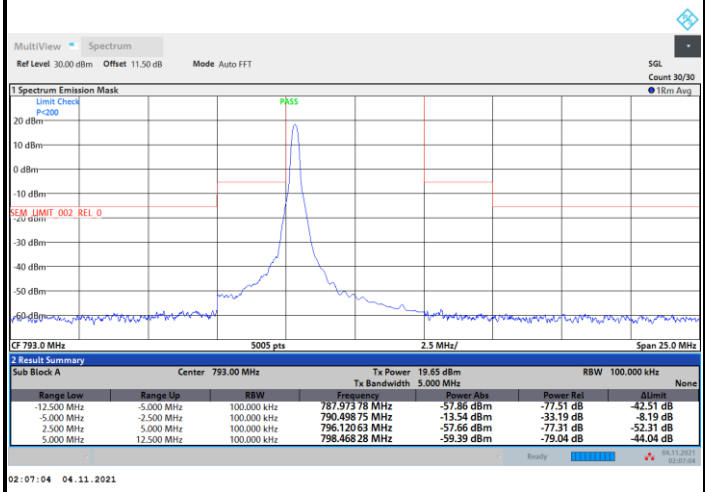

1RBmax

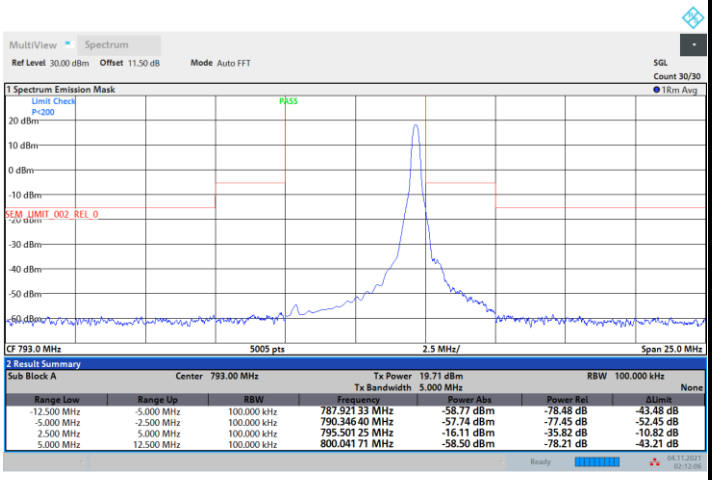

Full RB

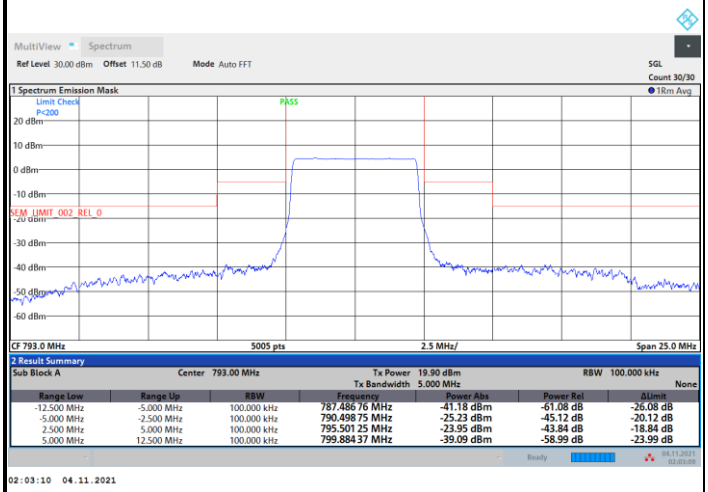

FR1 n14 / 5MHz / DFT-S OFDM / 16QAM

Highest Channel

1RB0

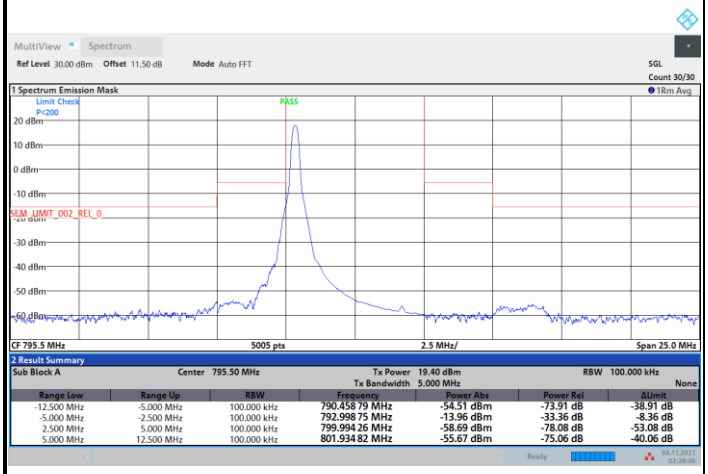

1RBmax

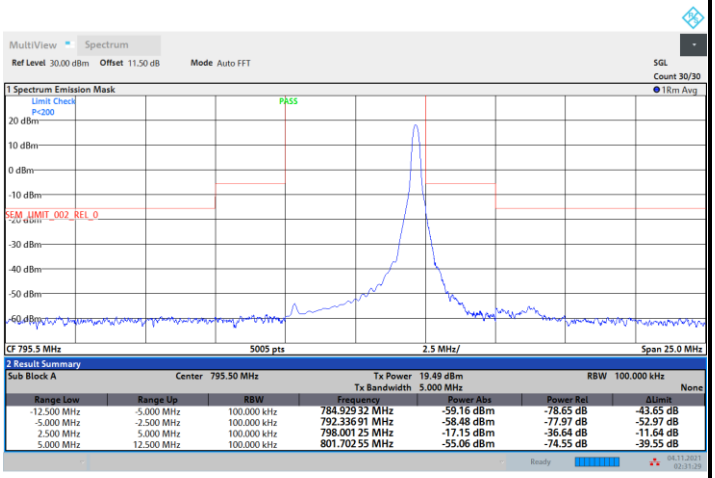

Full RB

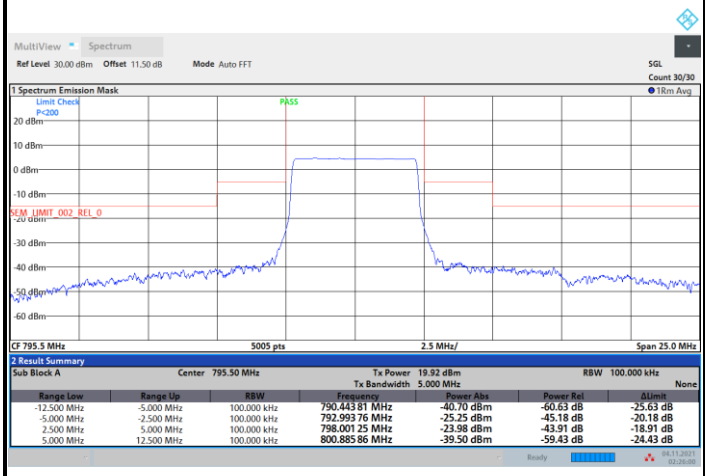

FR1 n14 / 5MHz / DFT-S OFDM / 64QAM

Lowest Channel

1RB0

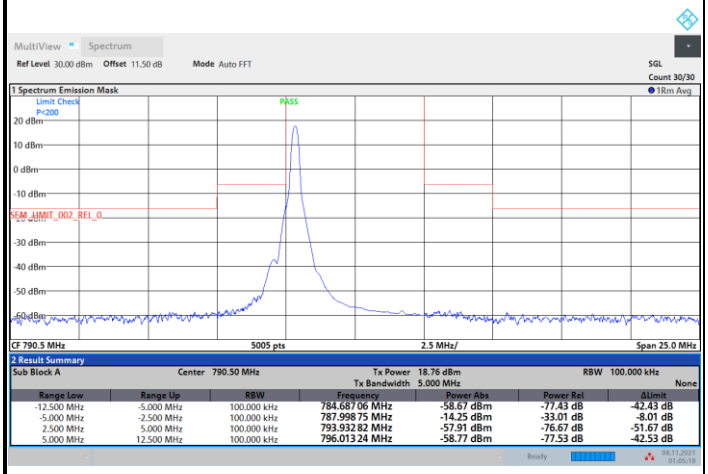

1RBmax

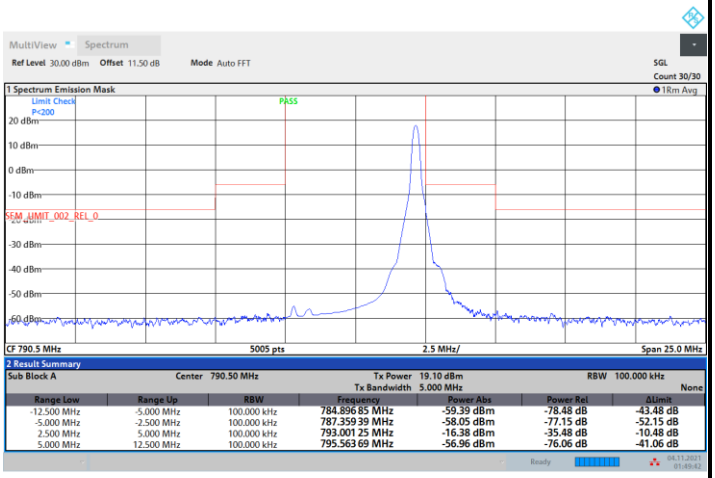

Full RB

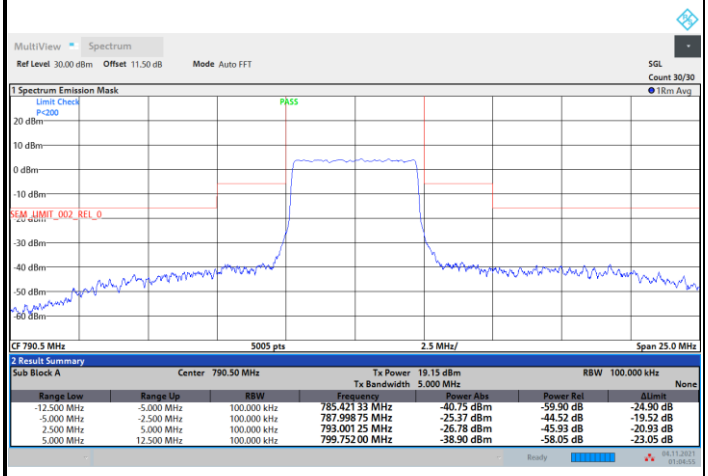

FR1 n14 / 5MHz / DFT-S OFDM / 64QAM

Middle Channel

1RB0

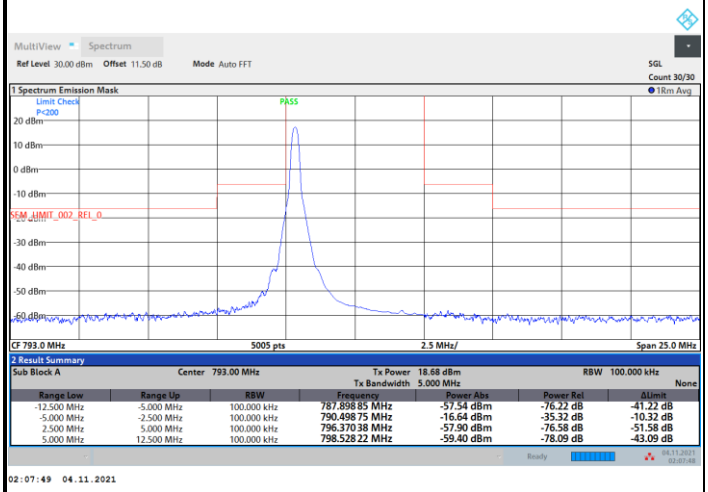

1RBmax

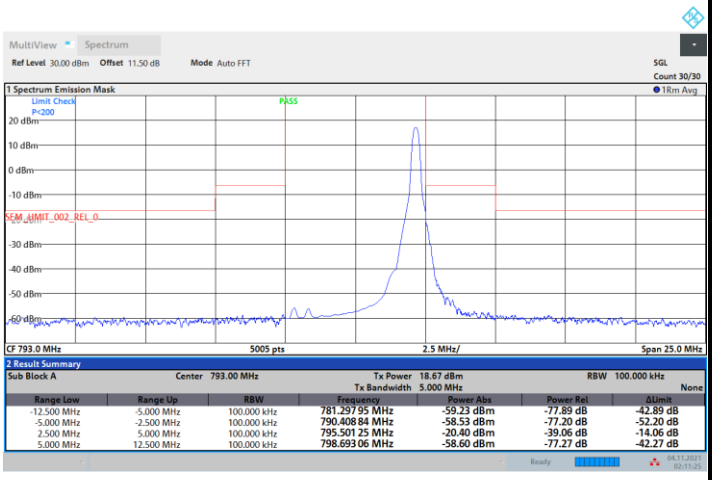

Full RB

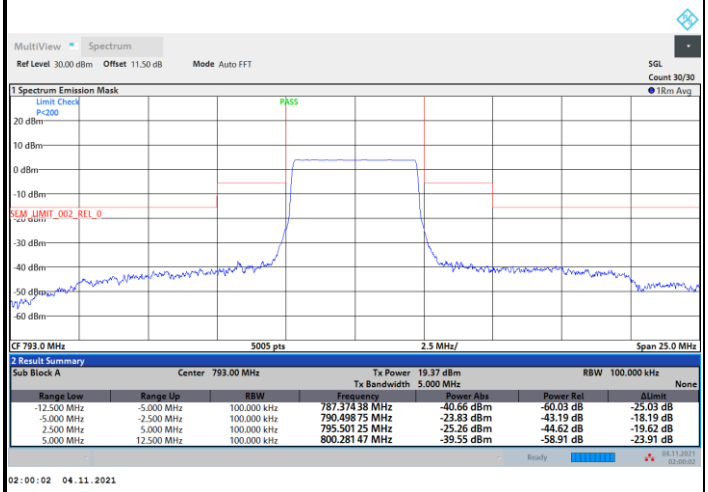

FR1 n14 / 5MHz / DFT-S OFDM / 64QAM

Highest Channel

1RB0

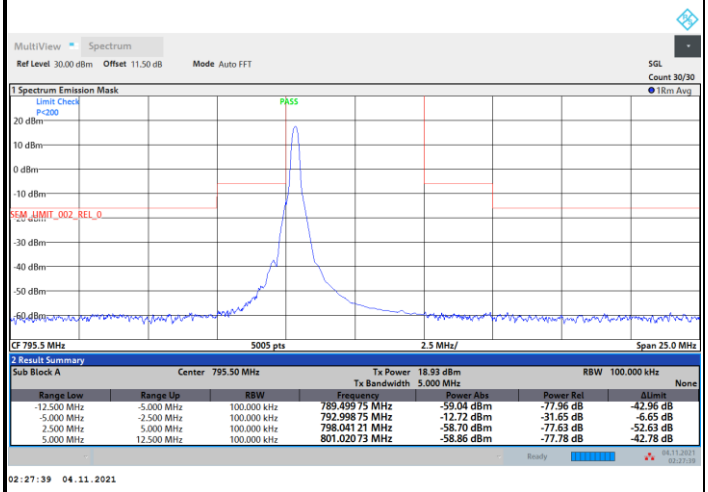

1RBmax

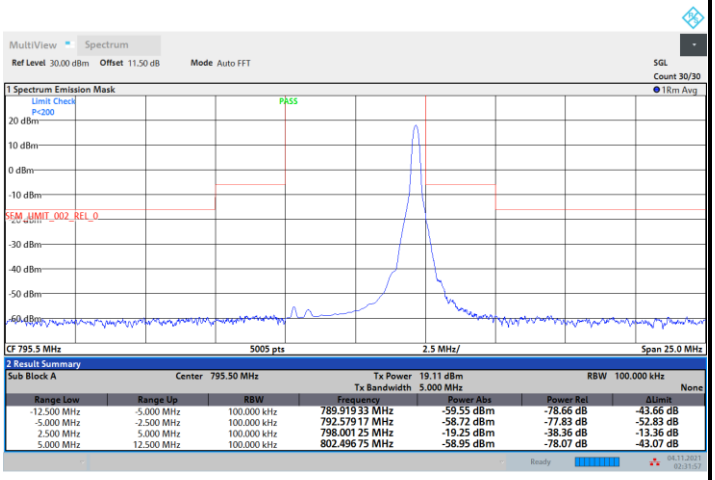

Full RB

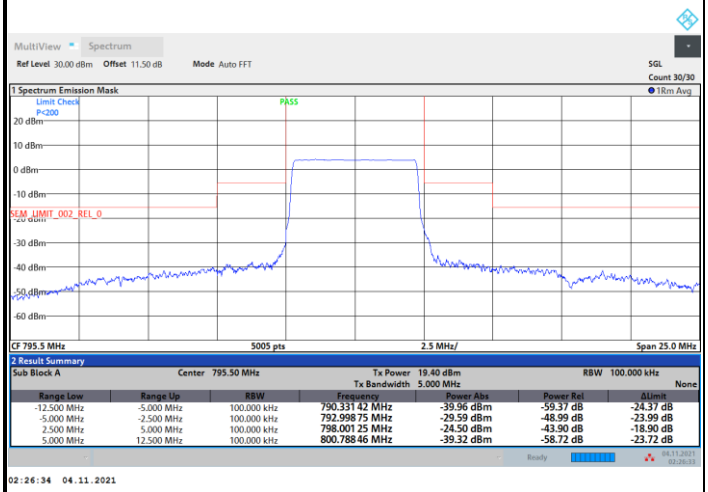

FR1 n14 / 5MHz / DFT-S OFDM / 256QAM

Lowest Channel

1RB0

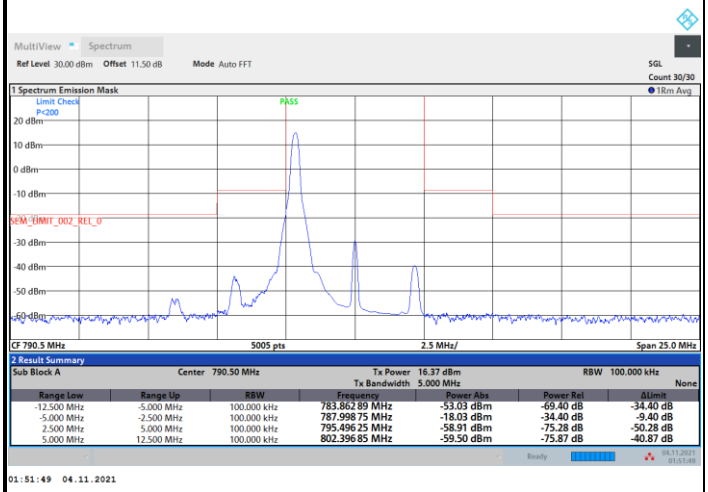

1RBmax

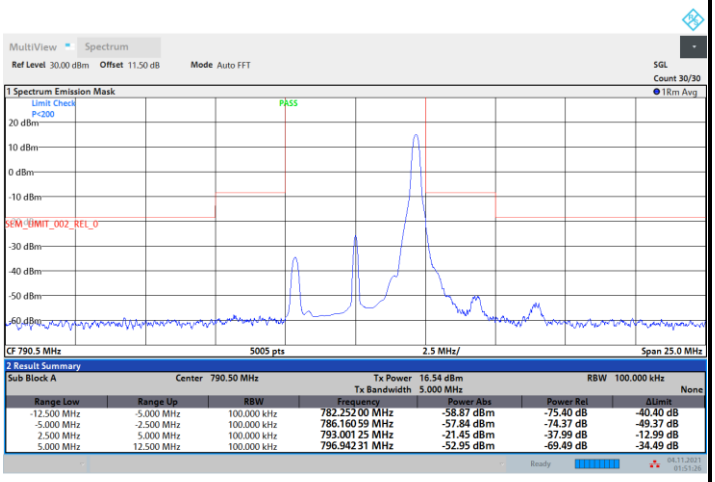

Full RB

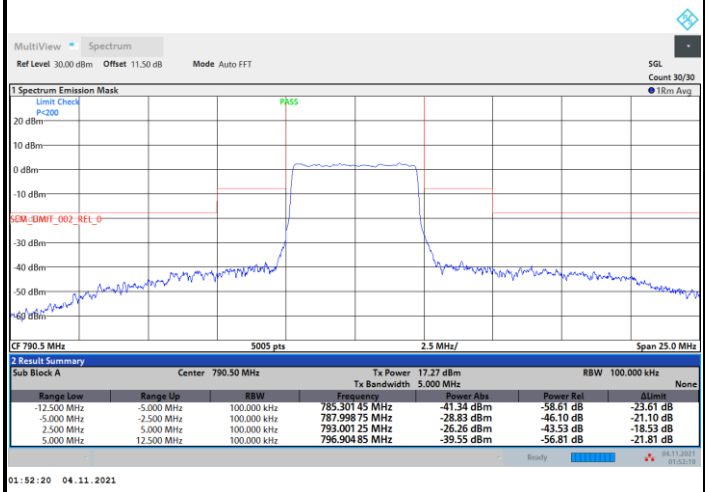

FR1 n14 / 5MHz / DFT-S OFDM / 256QAM

Middle Channel

1RB0

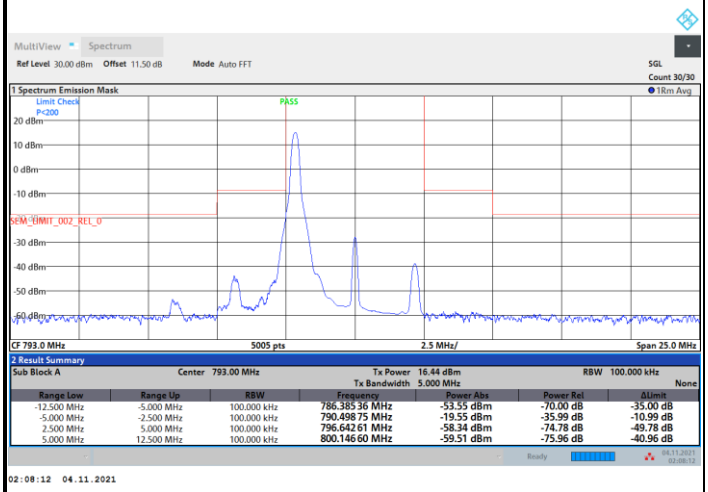

1RBmax

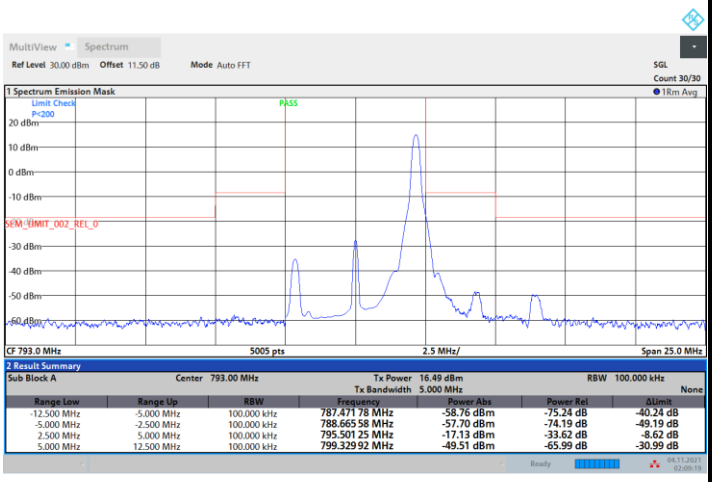

Full RB

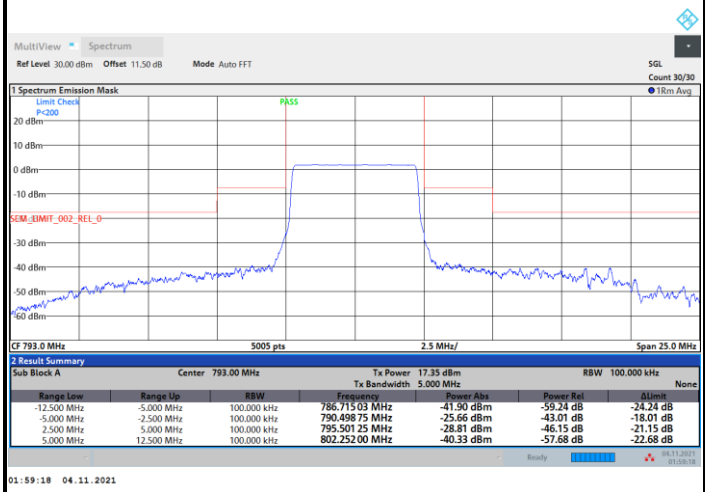

FR1 n14 / 5MHz / DFT-S OFDM / 256QAM

Highest Channel

1RB0

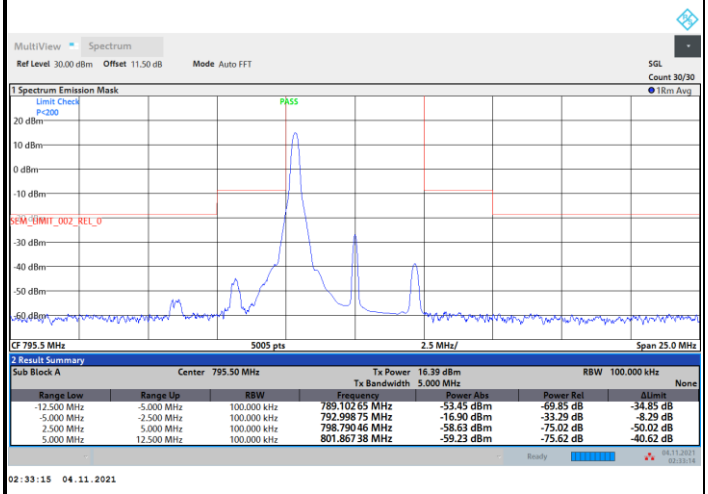

1RBmax

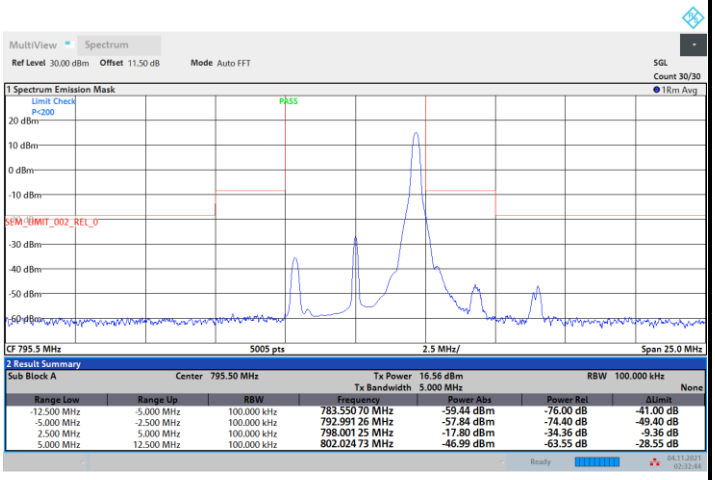

Full RB

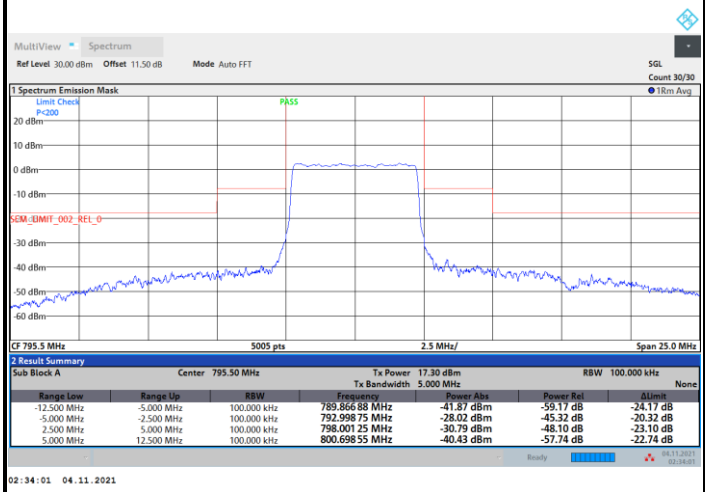

FR1 n14 / 10MHz / DFT-S OFDM / BPSK	
Middle Channel	
Full RB	

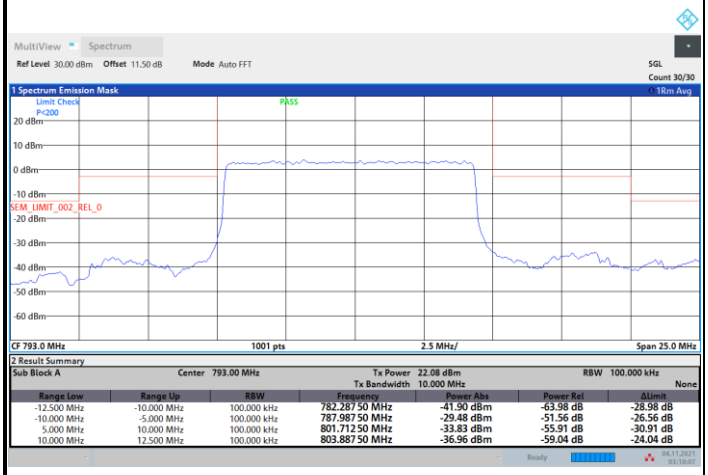

FR1 n14 / 10MHz / DFT-S OFDM / QPSK	
Middle Channel	
Full RB	

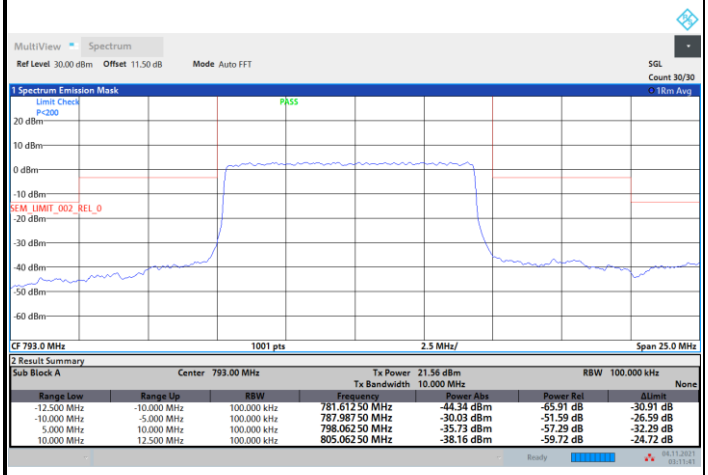

FR1 n14 / 10MHz / DFT-S OFDM / 16QAM	
Middle Channel	
Full RB	

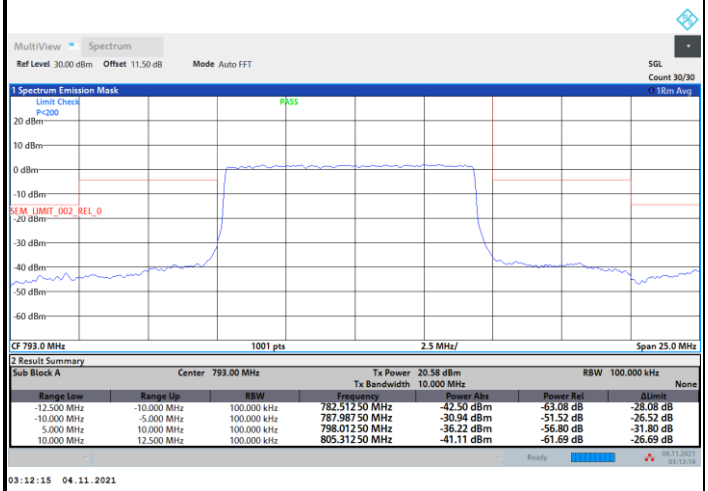

FR1 n14 / 10MHz / DFT-S OFDM / 64QAM	
Middle Channel	
Full RB	

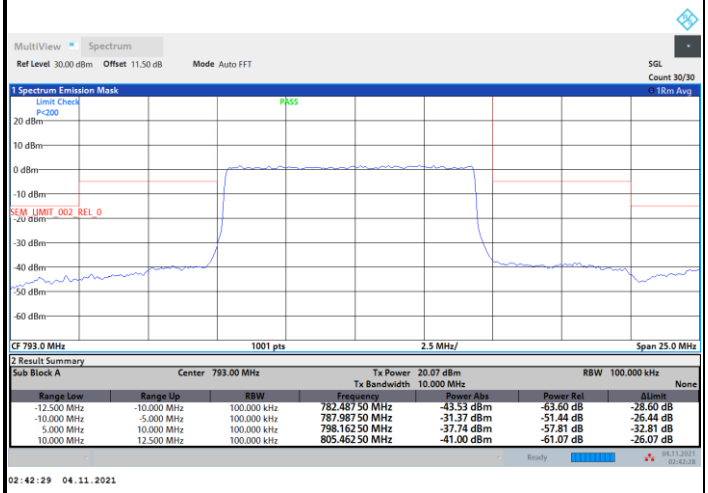

FR1 n14 / 10MHz / DFT-S OFDM / 256QAM	
Middle Channel	
Full RB	
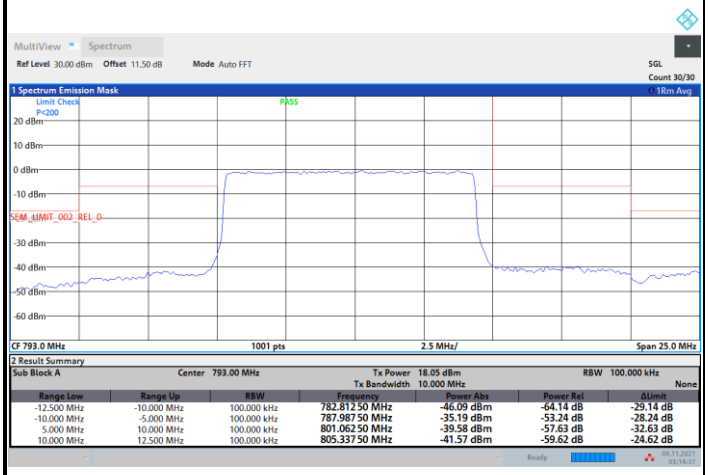	

FR1 n14 / 5MHz / CP OFDM / QPSK / Full RB

Lowest Channel

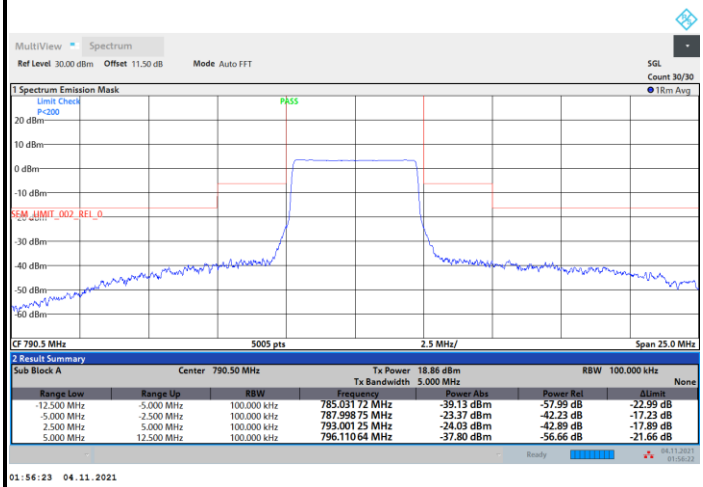

Middle Channel

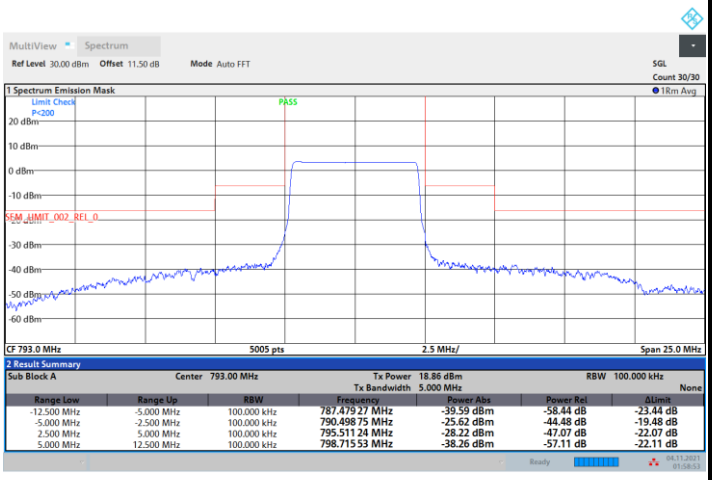

Highest Channel

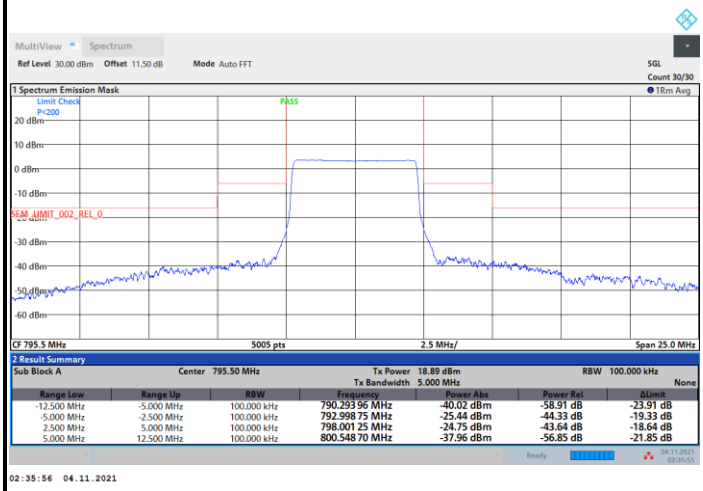

FR1 n14 / 10MHz / CP OFDM / QPSK / Full RB	
Middle Channel	
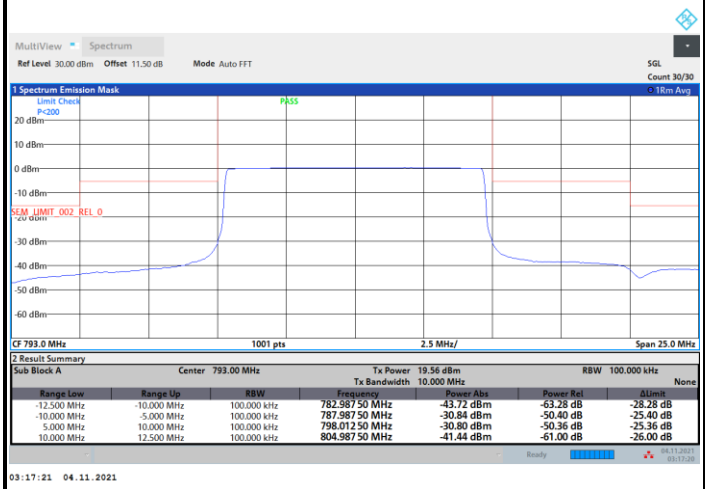	

Conducted Spurious Emission

FR1 n14 / 5MHz / DFT-S OFDM / QPSK / 1RB1

Lowest Channel

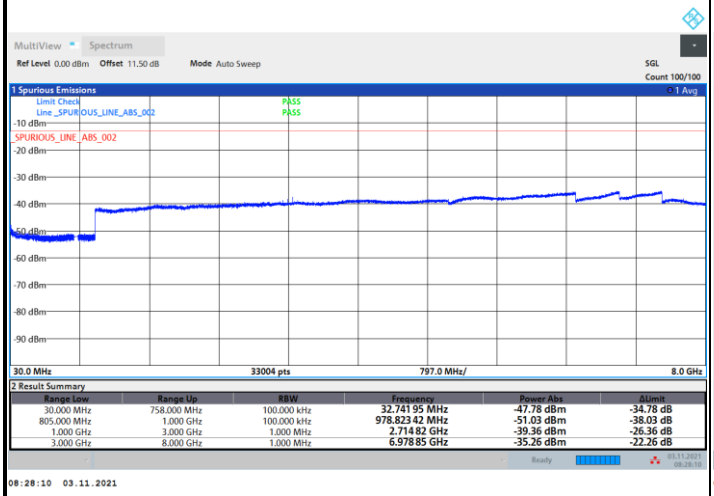

Middle Channel

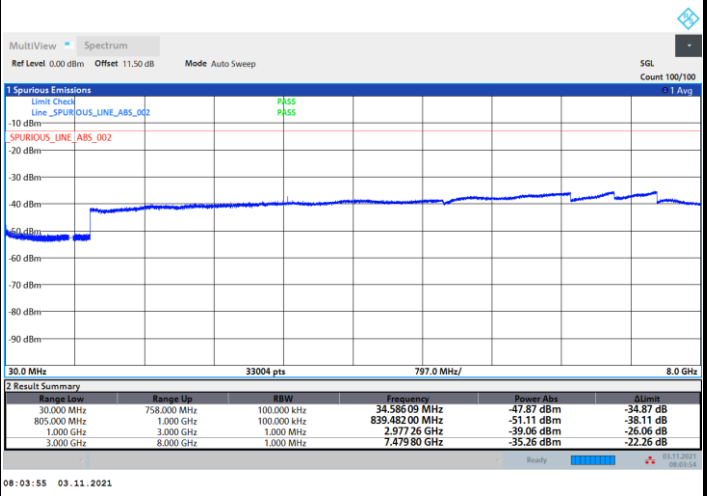

Highest Channel

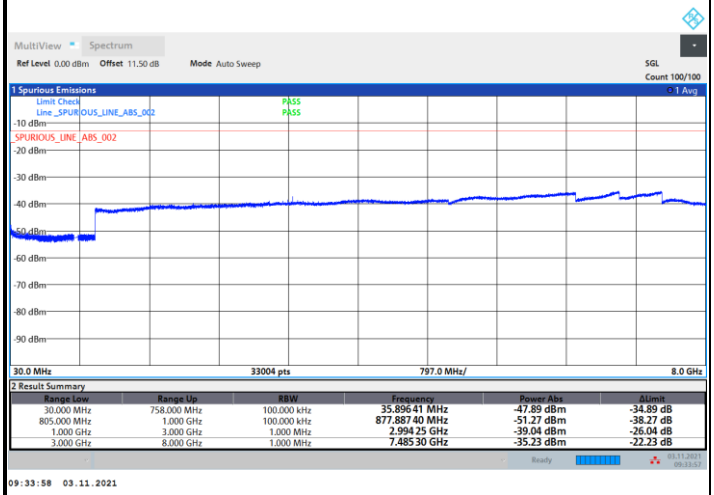

Frequency Stability

Test Conditions		FR1 n14 (BPSK) / Middle Channel	Limit
Temperature (°C)	Voltage (Volt)	BW 10MHz	Note 2.
		Deviation (ppm)	Result
50	Normal Voltage	0.0124	PASS
40	Normal Voltage	0.0113	
30	Normal Voltage	0.0142	
20(Ref.)	Normal Voltage	0.0000	
10	Normal Voltage	0.0026	
0	Normal Voltage	0.0102	
-10	Normal Voltage	0.0004	
-20	Normal Voltage	0.0105	
-30	Normal Voltage	0.0103	
20	Maximum Voltage	0.0001	
20	Normal Voltage	0.0000	
20	Battery End Point	0.0021	

Note:

1. Normal Voltage =3.85 V.；Battery End Point (BEP) =3.40 V.；Maximum Voltage =4.40 V.

2. The frequency fundamental emissions stay within the authorized frequency block.

Appendix B. Test Results of Radiated Test

<Internal Antenna 1>

5G NR n14

5G NR n14 / 5MHz / BPSK									
Channel	Frequency (MHz)	ERP (dBm)	Limit (dBm)	Over Limit (dB)	SPA Reading (dBm)	S.G. Power (dBm)	TX Cable loss (dB)	TX Antenna Gain (dBi)	Polarization (H/V)
Lowest	1576	-53.30	-42.15	-11.15	-68.56	-56.36	3.80	9.01	H
	2365	-42.75	-13.00	-29.75	-62.17	-45.84	4.68	9.92	H
	3154	-53.75	-13.00	-40.75	-75.71	-57.49	5.42	11.32	H
									H
									H
									H
	1576	-55.29	-42.15	-13.14	-70.43	-58.35	3.80	9.01	V
	2365	-47.90	-13.00	-34.90	-67.23	-50.99	4.68	9.92	V
	3154	-53.14	-13.00	-40.14	-75.00	-56.88	5.42	11.32	V
									V
									V
									V
Middle	1584	-53.11	-42.15	-10.96	-68.39	-56.22	3.81	9.07	H
	2376	-38.30	-13.00	-25.30	-57.76	-41.46	4.70	10.01	H
	3164	-53.77	-13.00	-40.77	-75.77	-57.55	5.43	11.36	H
									H
									H
									H
	1584	-56.31	-42.15	-14.16	-71.45	-59.42	3.81	9.07	V
	2376	-44.90	-13.00	-31.90	-64.22	-48.06	4.70	10.01	V
	3160	-53.82	-13.00	-40.82	-75.70	-57.58	5.43	11.34	V
									V
									V
									V

Highest	1587	-54.94	-42.15	-12.79	-70.21	-58.08	3.81	9.10	H
	2384	-43.70	-13.00	-30.70	-63.17	-46.92	4.70	10.07	H
	3174	-53.28	-13.00	-40.28	-75.31	-57.09	5.44	11.40	H
									H
									H
									H
	1587	-55.97	-42.15	-13.82	-71.09	-59.11	3.81	9.10	V
	2384	-51.13	-13.00	-38.13	-70.43	-54.35	4.70	10.07	V
	3176	-53.41	-13.00	-40.41	-75.33	-57.22	5.44	11.40	V
									V
									V
									V

Remark: Spurious emissions within 30-1000MHz were found more than 20dB below limit line.

5G NR n14 / 10MHz / BPSK									
Channel	Frequency (MHz)	ERP (dBm)	Limit (dBm)	Over Limit (dB)	SPA Reading (dBm)	S.G. Power (dBm)	TX Cable loss (dB)	TX Antenna Gain (dBi)	Polarization (H/V)
Middle	1576	-50.59	-42.15	-8.44	-65.85	-53.65	3.80	9.01	H
	2368	-41.38	-13.00	-28.38	-60.82	-44.49	4.69	9.94	H
	3155	-53.82	-13.00	-40.82	-75.79	-57.56	5.42	11.32	H
									H
									H
									H
	1576	-55.87	-42.15	-13.72	-71.01	-58.93	3.80	9.01	V
	2368	-42.58	-13.00	-29.58	-61.90	-45.69	4.69	9.94	V
	3155	-53.68	-13.00	-40.68	-75.55	-57.43	5.42	11.32	V
									V
									V
									V

Remark: Spurious emissions within 30-1000MHz were found more than 20dB below limit line.

EN-DC 2A-n14

EN-DC 2A-n14 / 10MHz / PI/2 BPSK									
Channel	Frequency (MHz)	EIRP (dBm)	Limit (dBm)	Over Limit (dB)	SPA Reading (dBm)	S.G. Power (dBm)	TX Cable loss (dB)	TX Antenna Gain (dBi)	Polarization (H/V)
Middle	1576	-48.50	-42.15	-6.35	-73.83	-51.56	3.80	9.01	H
	2366	-46.15	-13.00	-33.15	-75.63	-49.24	4.69	9.93	H
	3155	-43.44	-13.00	-30.44	-75.49	-47.19	5.42	11.32	H
									H
									H
									H
	1577	-48.43	-42.15	-6.28	-73.63	-51.50	3.80	9.02	V
	2366	-46.22	-13.00	-33.22	-75.57	-49.31	4.69	9.93	V
	3152	-43.59	-13.00	-30.59	-75.47	-47.33	5.42	11.31	V
									V
									V
									V

Remark: Spurious emissions within 30-1000MHz were found more than 20dB below limit line.

EN-DC 30A-n14

EN-DC 30A-n14 / 10MHz / PI/2 BPSK									
Channel	Frequency (MHz)	EIRP (dBm)	Limit (dBm)	Over Limit (dB)	SPA Reading (dBm)	S.G. Power (dBm)	TX Cable loss (dB)	TX Antenna Gain (dBi)	Polarization (H/V)
Middle	1576	-48.25	-42.15	-6.10	-73.60	-51.31	3.80	9.01	H
	2366	-46.16	-13.00	-33.16	-75.78	-49.25	4.69	9.93	H
	3155	-43.39	-13.00	-30.39	-75.40	-47.14	5.42	11.32	H
									H
									H
									H
	1577	-49.17	-42.15	-7.02	-74.44	-52.24	3.80	9.02	V
	2366	-46.35	-13.00	-33.35	-75.59	-49.44	4.69	9.93	V
	3152	-43.47	-13.00	-30.47	-75.27	-47.21	5.42	11.31	V
									V
									V
									V

Remark: Spurious emissions within 30-1000MHz were found more than 20dB below limit line.

EN-DC 66A-n14

EN-DC 66A-n14 / 10MHz / PI/2 BPSK									
Channel	Frequency (MHz)	EIRP (dBm)	Limit (dBm)	Over Limit (dB)	SPA Reading (dBm)	S.G. Power (dBm)	TX Cable loss (dB)	TX Antenna Gain (dBi)	Polarization (H/V)
Middle	1576	-48.82	-42.15	-6.67	-74.10	-51.88	3.80	9.01	H
	2366	-46.27	-13.00	-33.27	-75.80	-49.36	4.69	9.93	H
	3155	-43.45	-13.00	-30.45	-75.43	-47.20	5.42	11.32	H
									H
									H
									H
	1577	-48.63	-42.15	-6.48	-73.79	-51.70	3.80	9.02	V
	2366	-45.99	-13.00	-32.99	-75.30	-49.08	4.69	9.93	V
	3152	-43.49	-13.00	-30.49	-75.44	-47.23	5.42	11.31	V
									V
									V
									V

Remark: Spurious emissions within 30-1000MHz were found more than 20dB below limit line.