FCC

RF Test Report

Product Type	:	WWAN Mobile Hotspot Portable Device
Applicant	:	Netgear Inc.
Address	:	350 East Plumeria Drive, San Jose, California 95134 United States
Model Number	:	AC785S-500
Test Specification	:	FCC 47 CFR PART 22H: Oct, 2013 FCC 47 CFR PART 24E: Oct, 2013 FCC 47 CFR PART 27: Oct. 2013 CANADA RSS-132 ISSUE 3: Jan. 2013 CANADA RSS-133 ISSUE 6: Jan. 2013 Canada RSS-139 ISSUE 2: Feb. 2009 Canada RSS-Gen ISSUE 4: Nov., 2014 Canada RSS-199 ISSUE 2: Oct. 2014 Canada RSS-130 ISSUE 1: Oct. 2013 ANSI C63.4:2014 ANSI/TIA-603-C-2004
Application Purpose	:	Original
Receive Date	:	Sep. 11, 2014
Test Period	:	Sep. 18~ Oct. 06, 2014
Issue Date	:	Dec. 31, 2014

Issue by

A Test Lab Techno Corp.
No. 140-1, Changan Street, Bade City,
Taoyuan County 334, Taiwan R.O.C.
Tel：+886-3-2710188 / Fax：+886-3-2710190

Taiwan Accreditation Foundation accreditation number: 1330
FCC Test Firm Information: 510205
IC Test Firm Information: 7381A-1

Note: *This report shall not be reproduced except in full, without the written approval of A Test Lab Techno Corp. This document may be altered or revised by A Test Lab Techno Corp. personnel only, and shall be noted in the revision section of the document. The client should not use it to claim product endorsement by TAF, or any government agencies. The test results in the report only apply to the tested sample.*

Revision History

Rev.	Issue Date	Revisions	Revised By
00	Nov. 27, 2014	Initial Issue	
01	Dec. 31, 2014	Revised report information.	Peggy Chang

Verification of Compliance

Issued Date: 12/31/2014

Product Type	:	WWAN Mobile Hotspot Portable Device
Applicant	:	Netgear Inc.
Address	:	350 East Plumeria Drive, San Jose, California 95134 United States
Model Number	:	AC785S-500
FCC ID	:	PY3AC785S
EUT Rated Voltage	:	DC 5.0V, 1.0A
Test Voltage	:	120 Vac / 60 Hz ; DC 3.7V
Applicable Standard	:	FCC 47 CFR PART 22H: Oct, 2013 FCC 47 CFR PART 24E: Oct, 2013 FCC 47 CFR PART 27: Oct. 2013 CANADA RSS-132 ISSUE 3: Jan. 2013 CANADA RSS-133 ISSUE 6: Jan. 2013 Canada RSS-139 ISSUE 2: Feb. 2009 Canada RSS-Gen ISSUE 4: Nov., 2014 Canada RSS-199 ISSUE 2: Oct. 2014 Canada RSS-130 ISSUE 1: Oct. 2013 ANSI C63.4:2014 ANSI/TIA-603-C-2004
Test Result	:	Complied
Application Purpose	:	Original
Performing Lab.	:	A Test Lab Techno Corp. No. 140-1, Changan Street, Bade City, Taoyuan County 334, Taiwan R.O.C. Tel：+886-3-2710188 / Fax：+886-3-2710190 Taiwan Accreditation Foundation accreditation number: 1330 FCC Test Firm Information: 510205 IC Test Firm Information: 7381A-1 http://www.atl-lab.com.tw/e-index.htm

The above equipment was tested by A Test Lab Techno Corp. The test data, data evaluation, test procedures, and equipment configurations shown in this report were made in accordance with the procedures given in ANSI C63.4:2014 and the energy emitted by the sample tested as described in this report is in compliance with the requirements of FCC Rules Part 27L.
The test results of this report relate only to the tested sample identified in this report.

Approved By	:	Fly Lu	Reviewed By	: Eric Ou Yang
(Manager)		(Fly Lu)	(Testing Engineer)	(Eric Ou Yang)

TABLE OF CONTENTS

1 General Information 6
1.1. EUT Description 6
1.2. Mode of Operation 10
1.3. EUT Exercise Software 17
1.4. Configuration of Test System Details 17
1.5. Test Site Environment 17
1.6. Summary of Test Result 18
2 Conducted Output Average Power Test 19
2.1. Limit 19
2.2. Test Instruments 19
2.3. Test Setup 19
2.4. Test Procedure 19
2.5. Uncertainty 19
2.6. Test Result 20
3 Effective Radiated Power / Equivalent Isotropic Radiated Power Test 48
3.1. Limit 48
3.2. Test Instruments 48
3.3. Test Setup 48
3.4. Test Procedure 50
3.5. Uncertainty 50
3.6. Test Result 51
4 Frequency Stability Test 62
4.1. Limit 62
4.2. Test Instruments 62
4.3. Setup 62
4.4. Test Procedure 63
4.5. Uncertainty 63
4.6. Test Result () 64
5 Emission Bandwidth & Occupied Bandwidth Test 68
5.1. Limit 68
5.2. Test Instruments 68
5.3. Setup 68
5.4. Test Procedure 69
5.5. Uncertainty 69
5.6. Test Result 70
5.7. Test Graphs 76

6 Peak to Average Ratio Test 132
6.1. Limit 132
6.2. Test Instruments 132
6.3. Setup 132
6.4. Test Procedure 133
6.5. Uncertainty 133
6.6. Test Result 134
6.7. Test Graphs 137
7 Band Edge Test 165
7.1. Limit 165
7.2. Test Instruments 166
7.3. Setup 167
7.4. Test Procedure 167
7.5. Uncertainty 167
7.6. Test Result 168
8 Conducted Spurious Emission Test 202
8.1. Limit 202
8.2. Test Instruments 202
8.3. Setup 202
8.4. Test Procedure 203
8.5. Uncertainty 203
8.6. Test Graphs 204
9 Radiated Emission Test 286
9.1. Limit 286
9.2. Test Instruments 286
9.3. Setup 286
9.4. Test Procedure 287
9.5. Uncertainty 287
9.6. Test Result 288

1 General Information

1.1. EUT Description

Applicant		Netgear Inc.			
Applicant Address		350 East Plumeria Drive, San Jose, California 95134 United States			
Manufacturer		Netgear Inc.			
Manufacturer Address		Suite 168 – 10760 Shellbridge Way, Richmond, BC Canada V6X 3H1			
Product Type		WWAN Mobile Hotspot Portable Device			
Model Number		AC785S-500			
FCC ID		PY3AC785S			
IMEI No.		014197000002053			
Mode	LTE	Band	UL Frequency (MHz)	DL Frequency (MHz)	Modulation
		2	1850.7 ~ 1909.3	1930.7 ~ 1989.3	QPSK, 16QAM
		4	1710.7 ~ 1754.3	2110.7 ~ 2154.3	QPSK, 16QAM
		5	824.7 ~ 848.3	869.7 ~ 893.3	QPSK, 16QAM
		7	2500 ~ 2570	2620 ~ 2690	QPSK, 16QAM
		12	699 ~ 716	729 ~ 746	QPSK, 16QAM
		13	777 ~ 787	746 ~ 756	QPSK, 16QAM
		17	704.0 ~ 715.9	734.0 ~ 745.9	QPSK, 16QAM
Channel Bandwidth		LTE Band 2	1.4M, 3M, 5MHz, 10MHz, 15MHz, 20MHz		
		LTE Band 4	1.4M, 3M, 5MHz, 10MHz, 15MHz, 20MHz		
		LTE Band 5	1.4M, 3M, 5MHz, 10MHz		
		LTE Band 7	5MHz, 10MHz, 15MHz, 20MHz		
		LTE Band 12	1.4M, 3M, 5MHz, 10MHz		
		LTE Band 13	5MHz, 10MHz		
		LTE Band 17	5MHz, 10MHz		
Type of Antenna		IFA Antenna			
Antenna Gain		LTE Band 2	2.24 dBi		
		LTE Band 4	2.86 dBi		
		LTE Band 5	1.61 dBi		
		LTE Band 7	4.14 dBi		
		LTE Band 12	1.11 dBi		
		LTE Band 13	1.61 dBi		
		LTE Band 17	1.15 dBi		

Max. Conducted Output Average Power	LTE Band 2 (Channel Bandwidth 1.4MHz)	0.222	W
	LTE Band 2 (Channel Bandwidth 3MHz)	0.217	W
	LTE Band 2 (Channel Bandwidth 5MHz)	0.216	W
	LTE Band 2 (Channel Bandwidth 10MHz)	0.216	W
	LTE Band 2 (Channel Bandwidth 15MHz)	0.217	W
	LTE Band 2 (Channel Bandwidth 20MHz)	0.217	W
	LTE Band 4 (Channel Bandwidth 1.4MHz)	0.224	W
	LTE Band 4 (Channel Bandwidth 3MHz)	0.222	W
	LTE Band 4 (Channel Bandwidth 5MHz)	0.226	W
	LTE Band 4 (Channel Bandwidth 10MHz)	0.228	W
	LTE Band 4 (Channel Bandwidth 15MHz)	0.228	W
	LTE Band 4 (Channel Bandwidth 20MHz)	0.231	W
	LTE Band 5 (Channel Bandwidth 1.4MHz)	0.186	W
	LTE Band 5 (Channel Bandwidth 3MHz)	0.194	W
	LTE Band 5 (Channel Bandwidth 5MHz)	0.191	W
	LTE Band 5 (Channel Bandwidth 10MHz)	0.189	W
	LTE Band 7 (Channel Bandwidth 5MHz)	0.200	W
	LTE Band 7 (Channel Bandwidth 10MHz)	0.195	W
	LTE Band 7 (Channel Bandwidth 15MHz)	0.201	W
	LTE Band 7 (Channel Bandwidth 20MHz)	0.201	W
	LTE Band 12 (Channel Bandwidth 1.4MHz)	0.197	W
	LTE Band 12 (Channel Bandwidth 3MHz)	0.193	W
	LTE Band 12 (Channel Bandwidth 5MHz)	0.193	W
	LTE Band 12 (Channel Bandwidth 10MHz)	0.194	W
	LTE Band 13 (Channel Bandwidth 5MHz)	0.198	W
	LTE Band 13 (Channel Bandwidth 10MHz)	0.196	W
	LTE Band 17 (Channel Bandwidth 5MHz)	0.190	W
	LTE Band 17 (Channel Bandwidth 10MHz)	0.191	W

Max. E.R.P. / E.I.R.P.	LTE Band 2 (Channel Bandwidth 1.4MHz)	0.219	W (E.I.R.P.)
	LTE Band 2 (Channel Bandwidth 3MHz)	0.217	W (E.I.R.P.)
	LTE Band 2 (Channel Bandwidth 5MHz)	0.215	W (E.I.R.P.)
	LTE Band 2 (Channel Bandwidth 10MHz)	0.224	W (E.I.R.P.)
	LTE Band 2 (Channel Bandwidth 15MHz)	0.225	W (E.I.R.P.)
	LTE Band 2 (Channel Bandwidth 20MHz)	0.225	W (E.I.R.P.)
	LTE Band 4 (Channel Bandwidth 1.4MHz)	0.215	W (E.I.R.P.)
	LTE Band 4 (Channel Bandwidth 3MHz)	0.208	W (E.I.R.P.)
	LTE Band 4 (Channel Bandwidth 5MHz)	0.210	W (E.I.R.P.)
	LTE Band 4 (Channel Bandwidth 10MHz)	0.213	W (E.I.R.P.)
	LTE Band 4 (Channel Bandwidth 15MHz)	0.209	W (E.I.R.P.)
	LTE Band 4 (Channel Bandwidth 20MHz)	0.218	W (E.I.R.P.)
	LTE Band 5 (Channel Bandwidth 1.4MHz)	0.193	W (E.R.P.)
	LTE Band 5 (Channel Bandwidth 3MHz)	0.193	W (E.R.P.)
	LTE Band 5 (Channel Bandwidth 5MHz)	0.193	W (E.R.P.)
	LTE Band 5 (Channel Bandwidth 10MHz)	0.198	W (E.R.P.)
	LTE Band 7 (Channel Bandwidth 5MHz)	0.222	W (E.I.R.P.)
	LTE Band 7 (Channel Bandwidth 10MHz)	0.217	W (E.I.R.P.)
	LTE Band 7 (Channel Bandwidth 15MHz)	0.207	W (E.I.R.P.)
	LTE Band 7 (Channel Bandwidth 20MHz)	0.209	W (E.I.R.P.)
	LTE Band 12 (Channel Bandwidth 1.4MHz)	0.188	W (E.R.P.)
	LTE Band 12 (Channel Bandwidth 3MHz)	0.183	W (E.R.P.)
	LTE Band 12 (Channel Bandwidth 5MHz)	0.191	W (E.R.P.)
	LTE Band 12 (Channel Bandwidth 10MHz)	0.195	W (E.R.P.)
	LTE Band 13 (Channel Bandwidth 5MHz)	0.195	W (E.R.P.)
	LTE Band 13 (Channel Bandwidth 10MHz)	0.189	W (E.R.P.)
	LTE Band 17 (Channel Bandwidth 5MHz)	0.194	W (E.R.P.)
	LTE Band 17 (Channel Bandwidth 10MHz)	0.189	W (E.R.P.)

Emission Designator	Band	QPSK	16QAM
	LTE Band 2 (Channel Bandwidth 1.4MHz)	1M08G7D	1M08W7D
	LTE Band 2 (Channel Bandwidth 3MHz)	2M69G7D	2M69W7D
	LTE Band 2 (Channel Bandwidth 5MHz)	4M48G7D	4M47W7D
	LTE Band 2 (Channel Bandwidth 10MHz)	8M95G7D	8M93W7D
	LTE Band 2 (Channel Bandwidth 15MHz)	13M42G7D	13M42W7D
	LTE Band 2 (Channel Bandwidth 20MHz)	17M91G7D	17M89W7D
	LTE Band 4 (Channel Bandwidth 1.4MHz)	1M08G7D	1M08W7D
	LTE Band 4 (Channel Bandwidth 3MHz)	2M69G7D	2M69W7D
	LTE Band 4 (Channel Bandwidth 5MHz)	4M48G7D	4M48W7D
	LTE Band 4 (Channel Bandwidth 10MHz)	8M94G7D	8M93W7D
	LTE Band 4 (Channel Bandwidth 15MHz)	13M37G7D	13M38W7D
	LTE Band 4 (Channel Bandwidth 20MHz)	17M91G7D	17M85W7D
	LTE Band 5 (Channel Bandwidth 1.4MHz)	1M08G7D	1M08W7D
	LTE Band 5 (Channel Bandwidth 3MHz)	2M69G7D	2M69W7D
	LTE Band 5 (Channel Bandwidth 5MHz)	4M47G7D	4M48W7D
	LTE Band 5 (Channel Bandwidth 10MHz)	8M97G7D	8M96W7D
	LTE Band 7 (Channel Bandwidth 5MHz)	4M48G7D	4M49W7D
	LTE Band 7 (Channel Bandwidth 10MHz)	8M92G7D	8M94W7D
	LTE Band 7 (Channel Bandwidth 15MHz)	13M42G7D	13M44W7D
	LTE Band 7 (Channel Bandwidth 20MHz)	17M88G7D	17M85W7D
	LTE Band 12 (Channel Bandwidth 1.4MHz)	1M08G7D	1M08W7D
	LTE Band 12 (Channel Bandwidth 3MHz)	2M70G7D	2M69W7D
	LTE Band 12 (Channel Bandwidth 5MHz)	4M48G7D	4M47W7D
	LTE Band 12 (Channel Bandwidth 10MHz)	8M95G7D	8M96W7D
	LTE Band 13 (Channel Bandwidth 5MHz)	4M48G7D	4M48W7D
	LTE Band 13 (Channel Bandwidth 10MHz)	8M93G7D	8M94W7D
	LTE Band 17 (Channel Bandwidth 5MHz)	4M47G7D	4M49W7D
	LTE Band 17 (Channel Bandwidth 10MHz)	8M96G7D	8M93W7D

1.2. Mode of Operation

Three channels had been tested for each channel bandwidth.

LTE Band 2						
Channel Bandwidth	1.4MHz		3MHz		5MHz	
	Channel	Frequency (MHz)	Channel	Frequency (MHz)	Channel	Frequency (MHz)
Low CH	18607	1850.7	18615	1851.5	18625	1852.5
Middle CH	18900	1880.0	18900	1880.0	18900	1880.0
High CH	19193	1909.3	19185	1908.5	19175	1907.5
Channel Bandwidth	10MHz		15MHz		20MHz	
	Channel	Frequency (MHz)	Channel	Frequency (MHz)	Channel	Frequency (MHz)
Low CH	18650	1855.0	18675	1857.5	18700	1860.0
Middle CH	18900	1880.0	18900	1880.0	18900	1880.0
High CH	19150	1905.0	19125	1902.5	19100	1900.0

LTE Band 4						
Channel Bandwidth	1.4MHz		3MHz		5MHz	
	Channel	Frequency (MHz)	Channel	Frequency (MHz)	Channel	Frequency (MHz)
Low CH	19957	1710.7	19965	1711.5	19975	1712.5
Middle CH	20175	1732.5	20175	1732.5	20175	1732.5
High CH	20393	1754.3	20385	1753.5	20375	1752.5
Channel Bandwidth	10MHz		15MHz		20MHz	
	Channel	Frequency (MHz)	Channel	Frequency (MHz)	Channel	Frequency (MHz)
Low CH	20000	1715.0	20025	1717.5	20050	1720.0
Middle CH	20175	1732.5	20175	1732.5	20175	1732.5
High CH	20350	1750.0	20325	1747.5	20300	1745.0

LTE Band 5				
Channel Bandwidth	1.4MHz		3MHz	
	Channel	Frequency (MHz)	Channel	Frequency (MHz)
Low CH	20407	824.7	20415	825.5
Middle CH	20525	836.5	20525	836.5
High CH	20643	848.3	20635	847.5
Channel Bandwidth	5MHz		10MHz	
	Channel	Frequency (MHz)	Channel	Frequency (MHz)
Low CH	20425	826.5	20450	829.0
Middle CH	20525	836.5	20525	836.5
High CH	20625	846.5	20600	844.0

LTE Band 7				
Channel Bandwidth	5MHz		10MHz	
	Channel	Frequency (MHz)	Channel	Frequency (MHz)
Low CH	20775	2502.5	20800	2505.0
Middle CH	21100	2535.0	21100	2535.0
High CH	21425	2567.5	21400	2565.0
Channel Bandwidth	15MHz		20MHz	
	Channel	Frequency (MHz)	Channel	Frequency (MHz)
Low CH	20825	2507.5	20850	2510.0
Middle CH	21100	2535.0	21100	2535.0
High CH	21375	2562.5	21350	2560.0

LTE Band 12				
Channel Bandwidth	1.4MHz		3MHz	
	Channel	Frequency (MHz)	Channel	Frequency (MHz)
Low CH	23017	699.7	23025	700.5
Middle CH	23095	707.5	23095	707.5
High CH	23173	715.3	23165	714.5
Channel Bandwidth	5MHz		10MHz	
	Channel	Frequency (MHz)	Channel	Frequency (MHz)
Low CH	23035	701.5	23060	704.0
Middle CH	23095	707.5	23095	707.5
High CH	23155	713.5	23130	711.0

LTE Band 13				
Channel Bandwidth	5MHz		10MHz	
	Channel	Frequency (MHz)	Channel	Frequency (MHz)
Low CH	23205	779.5	---	---
Middle CH	23230	782.0	23230	782.0
High CH	23255	784.5	---	---

LTE Band 17				
Channel Bandwidth	5MHz		10MHz	
	Channel	Frequency (MHz)	Channel	Frequency (MHz)
Low CH	23755	706.5	23780	709.0
Middle CH	23790	710.0	23790	710.0
High CH	23825	713.5	23800	711.0

Note: Regards to the frequency band operation: the lowest, middle and highest frequency of channel were selected to perform the test, then shown on this report.

During all testing, EUT is in link mode with base station emulator at maximum power level. The spurious emission measurements were carried out in semi-anechoic chamber with 3-meter test range, and EUT is rotated on three test planes to find out the worst emission.

Frequency range investigated for radiated emission: 30MHz to 19000 MHz.

Band	Channel Bandwidth	Test Modes	
LTE Band 2	1.4 MHz	☐ LTE(RB Size 1, RB Offset 0) Link ☐ LTE(RB Size 1, RB Offset 3) Link ☐ LTE(RB Size 1, RB Offset 5) Link ☑ LTE(RB Size 3, RB Offset 0) Link ☐ LTE(RB Size 3, RB Offset 2) Link ☐ LTE(RB Size 3, RB Offset 3) Link ☐ LTE(RB Size 6, RB Offset 0) Link	QPSK
	3 MHz	☐ LTE(RB Size 1, RB Offset 0) Link ☐ LTE(RB Size 1, RB Offset 8) Link ☑ LTE(RB Size 1, RB Offset 14) Link ☐ LTE(RB Size 8, RB Offset 0) Link ☐ LTE(RB Size 8, RB Offset 4) Link ☐ LTE(RB Size 8, RB Offset 8) Link ☐ LTE(RB Size 15, RB Offset 0) Link	QPSK
	5 MHz	☐ LTE(RB Size 1, RB Offset 0) Link ☐ LTE(RB Size 1, RB Offset 13) Link ☑ LTE(RB Size 1, RB Offset 24) Link ☐ LTE(RB Size 12, RB Offset 0) Link ☐ LTE(RB Size 12, RB Offset 6) Link ☐ LTE(RB Size 12, RB Offset 13) Link ☐ LTE(RB Size 25, RB Offset 0) Link	QPSK
	10 MHz	☐ LTE(RB Size 1, RB Offset 0) Link ☐ LTE(RB Size 1, RB Offset 25) Link ☑ LTE(RB Size 1, RB Offset 49) Link ☐ LTE(RB Size 25, RB Offset 0) Link ☐ LTE(RB Size 25, RB Offset 13) Link ☐ LTE(RB Size 25, RB Offset 25) Link ☐ LTE(RB Size 50, RB Offset 0) Link	QPSK
	15 MHz	☐ LTE(RB Size 1, RB Offset 0) Link ☐ LTE(RB Size 1, RB Offset 38) Link ☑ LTE(RB Size 1, RB Offset 74) Link ☐ LTE(RB Size 38, RB Offset 0) Link ☐ LTE(RB Size 38, RB Offset 18) Link ☐ LTE(RB Size 38, RB Offset 38) Link ☐ LTE(RB Size 75, RB Offset 0) Link	QPSK
	20 MHz	☑ LTE(RB Size 1, RB Offset 0) Link ☐ LTE(RB Size 1, RB Offset 50) Link ☐ LTE(RB Size 1, RB Offset 99) Link ☐ LTE(RB Size 50, RB Offset 0) Link ☐ LTE(RB Size 50, RB Offset 25) Link ☐ LTE(RB Size 50, RB Offset 50) Link ☐ LTE(RB Size 100, RB Offset 0) Link	QPSK

Band	Channel Bandwidth	Test Modes	
LTE Band 4	1.4 MHz	☐ LTE(RB Size 1, RB Offset 0) Link ☐ LTE(RB Size 1, RB Offset 3) Link ☑ LTE(RB Size 1, RB Offset 5) Link ☐ LTE(RB Size 3, RB Offset 0) Link ☐ LTE(RB Size 3, RB Offset 2) Link ☐ LTE(RB Size 3, RB Offset 3) Link ☐ LTE(RB Size 6, RB Offset 0) Link	QPSK
	3 MHz	☐ LTE(RB Size 1, RB Offset 0) Link ☑ LTE(RB Size 1, RB Offset 8) Link ☐ LTE(RB Size 1, RB Offset 14) Link ☐ LTE(RB Size 8, RB Offset 0) Link ☐ LTE(RB Size 8, RB Offset 4) Link ☐ LTE(RB Size 8, RB Offset 8) Link ☐ LTE(RB Size 15, RB Offset 0) Link	QPSK
	5 MHz	☐ LTE(RB Size 1, RB Offset 0) Link ☐ LTE(RB Size 1, RB Offset 13) Link ☑ LTE(RB Size 1, RB Offset 24) Link ☐ LTE(RB Size 12, RB Offset 0) Link ☐ LTE(RB Size 12, RB Offset 6) Link ☐ LTE(RB Size 12, RB Offset 13) Link ☐ LTE(RB Size 25, RB Offset 0) Link	QPSK
	10 MHz	☑ LTE(RB Size 1, RB Offset 0) Link ☐ LTE(RB Size 1, RB Offset 25) Link ☐ LTE(RB Size 1, RB Offset 49) Link ☐ LTE(RB Size 25, RB Offset 0) Link ☐ LTE(RB Size 25, RB Offset 13) Link ☐ LTE(RB Size 25, RB Offset 25) Link ☐ LTE(RB Size 50, RB Offset 0) Link	QPSK
	15 MHz	☑ LTE(RB Size 1, RB Offset 0) Link ☐ LTE(RB Size 1, RB Offset 38) Link ☐ LTE(RB Size 1, RB Offset 74) Link ☐ LTE(RB Size 38, RB Offset 0) Link ☐ LTE(RB Size 38, RB Offset 18) Link ☐ LTE(RB Size 38, RB Offset 38) Link ☐ LTE(RB Size 75, RB Offset 0) Link	QPSK
	20 MHz	☑ LTE(RB Size 1, RB Offset 0) Link ☐ LTE(RB Size 1, RB Offset 50) Link ☐ LTE(RB Size 1, RB Offset 99) Link ☐ LTE(RB Size 50, RB Offset 0) Link ☐ LTE(RB Size 50, RB Offset 25) Link ☐ LTE(RB Size 50, RB Offset 50) Link ☐ LTE(RB Size 100, RB Offset 0) Link	QPSK

Band	Channel Bandwidth	Test Modes	
LTE Band 5	1.4 MHz	☐ LTE(RB Size 1, RB Offset 0) Link ☐ LTE(RB Size 1, RB Offset 3) Link ☐ LTE(RB Size 1, RB Offset 5) Link ☐ LTE(RB Size 3, RB Offset 0) Link ☑ LTE(RB Size 3, RB Offset 2) Link ☐ LTE(RB Size 3, RB Offset 3) Link ☐ LTE(RB Size 6, RB Offset 0) Link	QPSK
	3 MHz	☑ LTE(RB Size 1, RB Offset 0) Link ☐ LTE(RB Size 1, RB Offset 8) Link ☐ LTE(RB Size 1, RB Offset 14) Link ☐ LTE(RB Size 8, RB Offset 0) Link ☐ LTE(RB Size 8, RB Offset 4) Link ☐ LTE(RB Size 8, RB Offset 8) Link ☐ LTE(RB Size 15, RB Offset 0) Link	QPSK
	5 MHz	☑ LTE(RB Size 1, RB Offset 0) Link ☐ LTE(RB Size 1, RB Offset 13) Link ☐ LTE(RB Size 1, RB Offset 24) Link ☐ LTE(RB Size 12, RB Offset 0) Link ☐ LTE(RB Size 12, RB Offset 6) Link ☐ LTE(RB Size 12, RB Offset 13) Link ☐ LTE(RB Size 25, RB Offset 0) Link	QPSK
	10 MHz	☑ LTE(RB Size 1, RB Offset 0) Link ☐ LTE(RB Size 1, RB Offset 25) Link ☐ LTE(RB Size 1, RB Offset 49) Link ☐ LTE(RB Size 25, RB Offset 0) Link ☐ LTE(RB Size 25, RB Offset 13) Link ☐ LTE(RB Size 25, RB Offset 25) Link ☐ LTE(RB Size 50, RB Offset 0) Link	QPSK

Band	Channel Bandwidth	Test Modes	
LTE Band 7	5 MHz	☐ LTE(RB Size 1, RB Offset 0) Link ☑ LTE(RB Size 1, RB Offset 13) Link ☐ LTE(RB Size 1, RB Offset 24) Link ☐ LTE(RB Size 12, RB Offset 0) Link ☐ LTE(RB Size 12, RB Offset 6) Link ☐ LTE(RB Size 12, RB Offset 13) Link ☐ LTE(RB Size 25, RB Offset 0) Link	QPSK
	10 MHz	☑ LTE(RB Size 1, RB Offset 0) Link ☐ LTE(RB Size 1, RB Offset 25) Link ☐ LTE(RB Size 1, RB Offset 49) Link ☐ LTE(RB Size 25, RB Offset 0) Link ☐ LTE(RB Size 25, RB Offset 13) Link ☐ LTE(RB Size 25, RB Offset 25) Link ☐ LTE(RB Size 50, RB Offset 0) Link	QPSK
	15 MHz	☐ LTE(RB Size 1, RB Offset 0) Link ☐ LTE(RB Size 1, RB Offset 38) Link ☑ LTE(RB Size 1, RB Offset 74) Link ☐ LTE(RB Size 38, RB Offset 0) Link ☐ LTE(RB Size 38, RB Offset 18) Link ☐ LTE(RB Size 38, RB Offset 38) Link ☐ LTE(RB Size 75, RB Offset 0) Link	QPSK
	20 MHz	☑ LTE(RB Size 1, RB Offset 0) Link ☐ LTE(RB Size 1, RB Offset 50) Link ☐ LTE(RB Size 1, RB Offset 99) Link ☐ LTE(RB Size 50, RB Offset 0) Link ☐ LTE(RB Size 50, RB Offset 25) Link ☐ LTE(RB Size 50, RB Offset 50) Link ☐ LTE(RB Size 100, RB Offset 0) Link	QPSK

Band	Channel Bandwidth	Test Modes	
LTE Band 12	1.4 MHz	☐ LTE(RB Size 1, RB Offset 0) Link ☐ LTE(RB Size 1, RB Offset 3) Link ☐ LTE(RB Size 1, RB Offset 5) Link ☐ LTE(RB Size 3, RB Offset 0) Link ☐ LTE(RB Size 3, RB Offset 2) Link ☑ LTE(RB Size 3, RB Offset 3) Link ☐ LTE(RB Size 6, RB Offset 0) Link	QPSK
	3 MHz	☐ LTE(RB Size 1, RB Offset 0) Link ☐ LTE(RB Size 1, RB Offset 8) Link ☑ LTE(RB Size 1, RB Offset 14) Link ☐ LTE(RB Size 8, RB Offset 0) Link ☐ LTE(RB Size 8, RB Offset 4) Link ☐ LTE(RB Size 8, RB Offset 8) Link ☐ LTE(RB Size 15, RB Offset 0) Link	QPSK
	5 MHz	☐ LTE(RB Size 1, RB Offset 0) Link ☐ LTE(RB Size 1, RB Offset 13) Link ☑ LTE(RB Size 1, RB Offset 24) Link ☐ LTE(RB Size 12, RB Offset 0) Link ☐ LTE(RB Size 12, RB Offset 6) Link ☐ LTE(RB Size 12, RB Offset 13) Link ☐ LTE(RB Size 25, RB Offset 0) Link	QPSK
	10 MHz	☑ LTE(RB Size 1, RB Offset 0) Link ☐ LTE(RB Size 1, RB Offset 25) Link ☐ LTE(RB Size 1, RB Offset 49) Link ☐ LTE(RB Size 25, RB Offset 0) Link ☐ LTE(RB Size 25, RB Offset 13) Link ☐ LTE(RB Size 25, RB Offset 25) Link ☐ LTE(RB Size 50, RB Offset 0) Link	QPSK

Band	Channel Bandwidth	Test Modes	
LTE Band 13	5 MHz	☐ LTE(RB Size 1, RB Offset 0) Link ☐ LTE(RB Size 1, RB Offset 13) Link ☑ LTE(RB Size 1, RB Offset 24) Link ☐ LTE(RB Size 12, RB Offset 0) Link ☐ LTE(RB Size 12, RB Offset 6) Link ☐ LTE(RB Size 12, RB Offset 13) Link ☐ LTE(RB Size 25, RB Offset 0) Link	QPSK
	10 MHz	☑ LTE(RB Size 1, RB Offset 0) Link ☐ LTE(RB Size 1, RB Offset 25) Link ☐ LTE(RB Size 1, RB Offset 49) Link ☐ LTE(RB Size 25, RB Offset 0) Link ☐ LTE(RB Size 25, RB Offset 13) Link ☐ LTE(RB Size 25, RB Offset 25) Link ☐ LTE(RB Size 50, RB Offset 0) Link	QPSK
LTE Band 17	5 MHz	☐ LTE(RB Size 1, RB Offset 0) Link ☐ LTE(RB Size 1, RB Offset 13) Link ☑ LTE(RB Size 1, RB Offset 24) Link ☐ LTE(RB Size 12, RB Offset 0) Link ☐ LTE(RB Size 12, RB Offset 6) Link ☐ LTE(RB Size 12, RB Offset 13) Link ☐ LTE(RB Size 25, RB Offset 0) Link	QPSK
	10 MHz	☑ LTE(RB Size 1, RB Offset 0) Link ☐ LTE(RB Size 1, RB Offset 25) Link ☐ LTE(RB Size 1, RB Offset 49) Link ☐ LTE(RB Size 25, RB Offset 0) Link ☐ LTE(RB Size 25, RB Offset 13) Link ☐ LTE(RB Size 25, RB Offset 25) Link ☐ LTE(RB Size 50, RB Offset 0) Link	QPSK

1.3. EUT Exercise Software

1	Setup the EUT and Base Station (CMW500) as shown on 1.4.
2	Turn on the power of all equipment.
3	EUT run test program test.

1.4. Configuration of Test System Details

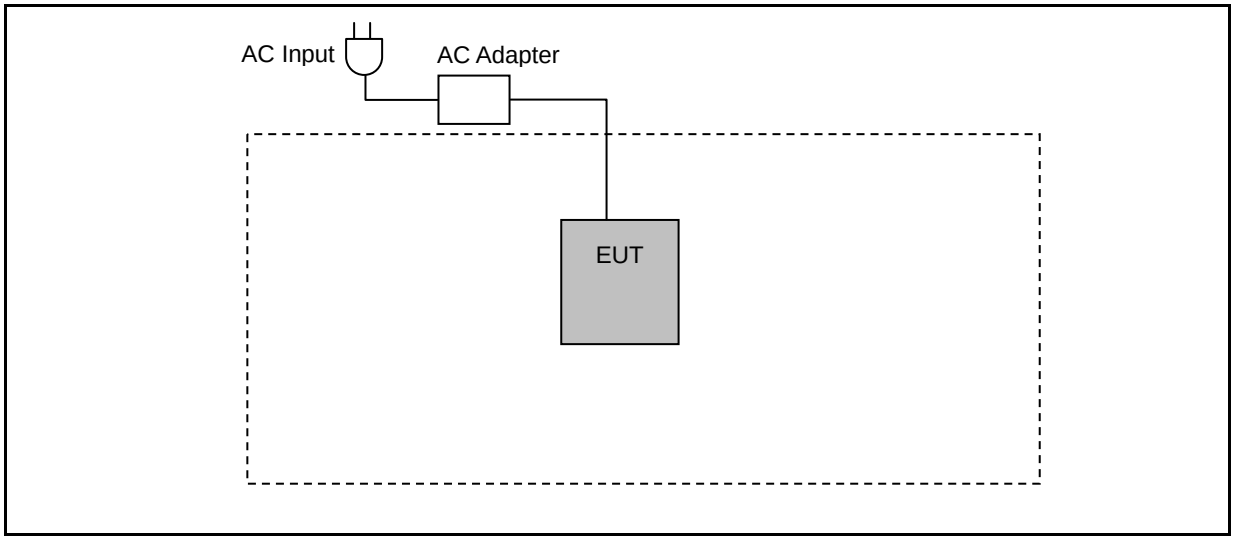

1.5. Test Site Environment

Items	Required (IEC 68-1)	Actual
Temperature (°C)	15-35	26
Humidity (%RH)	25-75	60
Barometric pressure (mbar)	860-1060	950

1.6. Summary of Test Result

FCC Rule	IC Standards	Description	Result
§2.1046	---	Conducted Output Average Power	Pass
§22.913 §24.232 §27. 50	RSS-130, 4.4 RSS-132, 5.4 RSS-133, 6.4 RSS-139, 6.4 RSS-199, 4.4	Equivalent Isotropic Radiated Power / Equivalent Radiated Power	Pass
§2.1055 §22.355 §24.235 §27. 54	RSS-130, 4.3 RSS-132, 4.3 RSS-133, 6.3 RSS-139, 6.3 RSS-199, 4.3	Frequency Stability	Pass
§2.1049	RSS-Gen, 6.6	Emission Bandwidth & Occupied Bandwidth	Pass
§24.232 §27.50	RSS-130, 4.4 RSS-132, 5.4 RSS-133, 6.4 RSS-139, 6.4	Peak to average ratio	Pass
§22.917 §24.238 §27.53	RSS-130, 4.6 RSS-132, 5.5 RSS-133, 6.5 RSS-139, 6.5 RSS-199, 4.6	Band Edge	Pass
§2.1051 §22.917 §24.238 §27.53	RSS-130, 4.6 RSS-132, 5.5 RSS-133, 6.5 RSS-139, 6.5 RSS-199, 4.6	Conducted Spurious Emissions	Pass
§2.1053 §22.917 §24.238 §27.53	RSS-130, 4.6 RSS-132, 5.5 RSS-133, 6.5 RSS-139, 6.5 RSS-199, 4.6	Radiated Spurious Emissions	Pass
---	RSS-Gen, 7.1	Receiver Spurious Emissions	Pass

2 Conducted Output Average Power Test

2.1. Limit

N/A

2.2. Test Instruments

Equipment	Manufacturer	Model No.	Serial No.	Cal. Date	Remark
Wideband Radio Communication Tester	R & S	CMW500	103168	11/05/2013	(1)
Test Site	ATL	TE05	TE05	N.C.R.	-----

Remark: (1) Calibration period 1 year. (2) Calibration period 2 years.

Note: N.C.R. = No Calibration Request.

2.3. Test Setup

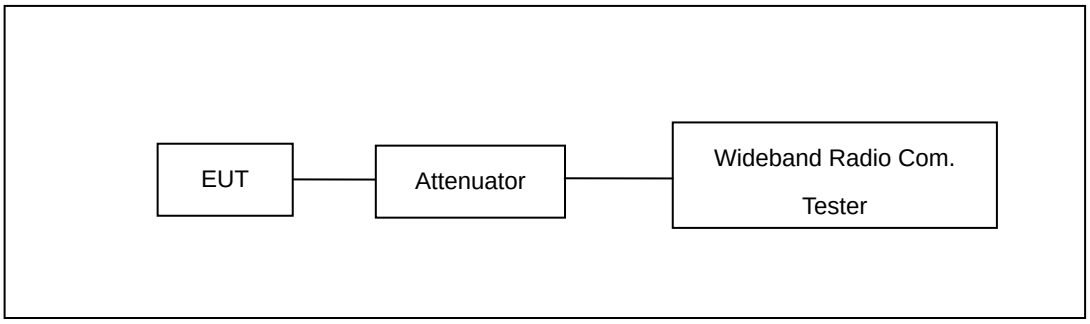

2.4. Test Procedure

a. The EUT was set up for the maximum power with LTE link data modulation and link up with simulator.

b. Set the EUT to transmit under low, middle and high channel and record the power level shown on simulator.

2.5. Uncertainty

The measurement uncertainty is defined as for Conducted Power measurement is 1.2 dB.

2.6. Test Result

Model Number	AC785S-500		
Test Item	Conducted Output Average Power		
Date of Test	09/18/2014	Test Site	TE05

Band	Channel Bandwidth	Modulation	Channel	Frequency (MHz)	RB Configuration		Average Power	
					Size	Offset	(dBm)	(W)
LTE Band 2	1.4 MHz	QPSK	18607	1850.7	1	0	23.01	0.200
					1	3	23.00	0.200
					1	5	23.06	0.202
					3	0	23.07	0.203
					3	2	23.05	0.202
					3	3	23.04	0.201
					6	0	22.09	0.162
			18900	1880.0	1	0	23.23	0.210
					1	3	23.20	0.209
					1	5	23.25	0.211
					3	0	23.28	0.213
					3	2	23.25	0.211
					3	3	23.22	0.210
					6	0	22.27	0.169
			19193	1909.3	1	0	23.41	0.219
					1	3	23.40	0.219
					1	5	23.41	0.219
					3	0	**23.47**	**0.222**
					3	2	23.40	0.219
					3	3	23.42	0.220
					6	0	22.48	0.177
		16QAM	18607	1850.7	1	0	21.99	0.158
					1	3	21.94	0.156
					1	5	22.06	0.161
					3	0	22.01	0.159
					3	2	22.00	0.158
					3	3	21.99	0.158
					6	0	21.87	0.154
			18900	1880.0	1	0	22.16	0.164
					1	3	22.15	0.164
					1	5	22.18	0.165
					3	0	22.19	0.166
					3	2	22.16	0.164
					3	3	22.21	0.166
					6	0	22.19	0.166
			19193	1909.3	1	0	22.36	0.172
					1	3	22.34	0.171
					1	5	22.36	0.172
					3	0	22.36	0.172
					3	2	22.38	0.173
					3	3	22.40	0.174
					6	0	22.37	0.173

Band	Channel Bandwidth	Modulation	Channel	Frequency (MHz)	RB Configuration		Average Power	
					Size	Offset	(dBm)	(W)
LTE Band 2	3 MHz	QPSK	18615	1851.5	1	0	22.93	0.196
					1	8	22.93	0.196
					1	14	22.95	0.197
					8	0	21.93	0.156
					8	4	21.93	0.156
					8	8	21.96	0.157
					15	0	21.95	0.157
			18900	1880.0	1	0	23.07	0.203
					1	8	23.09	0.204
					1	14	23.12	0.205
					8	0	22.15	0.164
					8	4	22.19	0.166
					8	8	22.15	0.164
					15	0	22.14	0.164
			19185	1908.5	1	0	23.30	0.214
					1	8	23.31	0.214
					1	14	**23.36**	**0.217**
					8	0	22.33	0.171
					8	4	22.30	0.170
					8	8	22.36	0.172
					15	0	22.39	0.173
		16QAM	18615	1851.5	1	0	21.92	0.156
					1	8	21.89	0.155
					1	14	21.89	0.155
					8	0	20.96	0.125
					8	4	20.99	0.126
					8	8	20.94	0.124
					15	0	20.90	0.123
			18900	1880.0	1	0	22.05	0.160
					1	8	22.10	0.162
					1	14	22.10	0.162
					8	0	21.15	0.130
					8	4	21.14	0.130
					8	8	21.17	0.131
					15	0	21.13	0.130
			19185	1908.5	1	0	22.24	0.167
					1	8	22.17	0.165
					1	14	22.29	0.169
					8	0	21.30	0.135
					8	4	21.30	0.135
					8	8	21.33	0.136
					15	0	21.27	0.134

Band	Channel Bandwidth	Modulation	Channel	Frequency (MHz)	RB Configuration		Average Power	
					Size	Offset	(dBm)	(W)
LTE Band 2	5 MHz	QPSK	18625	1852.5	1	0	22.89	0.195
					1	13	22.92	0.196
					1	24	22.92	0.196
					12	0	21.97	0.157
					12	6	21.94	0.156
					12	13	21.96	0.157
					25	0	21.98	0.158
			18900	1880.0	1	0	23.19	0.208
					1	13	23.07	0.203
					1	24	23.11	0.205
					12	0	22.15	0.164
					12	6	22.13	0.163
					12	13	22.16	0.164
					25	0	22.19	0.166
			19175	1907.5	1	0	23.28	0.213
					1	13	23.26	0.212
					1	24	**23.34**	**0.216**
					12	0	22.33	0.171
					12	6	22.33	0.171
					12	13	22.37	0.173
					25	0	22.33	0.171
		16QAM	18625	1852.5	1	0	21.86	0.153
					1	13	21.80	0.151
					1	24	21.84	0.153
					12	0	20.94	0.124
					12	6	20.92	0.124
					12	13	20.92	0.124
					25	0	20.94	0.124
			18900	1880.0	1	0	22.08	0.161
					1	13	22.05	0.160
					1	24	22.05	0.160
					12	0	21.13	0.130
					12	6	21.14	0.130
					12	13	21.14	0.130
					25	0	21.12	0.129
			19175	1907.5	1	0	22.24	0.167
					1	13	22.22	0.167
					1	24	22.28	0.169
					12	0	21.31	0.135
					12	6	21.31	0.135
					12	13	21.32	0.136
					25	0	21.31	0.135

Band	Channel Bandwidth	Modulation	Channel	Frequency (MHz)	RB Configuration		Average Power	
					Size	Offset	(dBm)	(W)
LTE Band 2	10 MHz	QPSK	18650	1855.0	1	0	22.92	0.196
					1	25	22.90	0.195
					1	49	23.05	0.202
					25	0	21.95	0.157
					25	13	21.91	0.155
					25	25	21.96	0.157
					50	0	21.98	0.158
			18900	1880.0	1	0	23.15	0.207
					1	25	23.10	0.204
					1	49	23.09	0.204
					25	0	22.12	0.163
					25	13	22.14	0.164
					25	25	22.20	0.166
					50	0	22.17	0.165
			19150	1905.0	1	0	23.28	0.213
					1	25	23.26	0.212
					1	49	**23.35**	**0.216**
					25	0	22.30	0.170
					25	13	22.34	0.171
					25	25	22.35	0.172
					50	0	22.32	0.171
		16QAM	18650	1855.0	1	0	21.88	0.154
					1	25	21.85	0.153
					1	49	21.97	0.157
					25	0	20.92	0.124
					25	13	20.94	0.124
					25	25	20.90	0.123
					50	0	20.89	0.123
			18900	1880.0	1	0	22.09	0.162
					1	25	22.06	0.161
					1	49	22.02	0.159
					25	0	21.11	0.129
					25	13	21.14	0.130
					25	25	21.19	0.132
					50	0	21.07	0.128
			19150	1905.0	1	0	22.23	0.167
					1	25	22.27	0.169
					1	49	22.27	0.169
					25	0	21.28	0.134
					25	13	21.32	0.136
					25	25	21.31	0.135
					50	0	21.26	0.134

Band	Channel Bandwidth	Modulation	Channel	Frequency (MHz)	RB Configuration		Average Power	
					Size	Offset	(dBm)	(W)
LTE Band 2	15 MHz	QPSK	18675	1857.5	1	0	22.94	0.197
					1	38	22.95	0.197
					1	74	23.06	0.202
					38	0	21.92	0.156
					38	18	21.92	0.156
					38	38	22.06	0.161
					75	0	21.95	0.157
			18900	1880.0	1	0	23.15	0.207
					1	38	23.09	0.204
					1	74	23.12	0.205
					38	0	22.12	0.163
					38	18	22.10	0.162
					38	38	22.19	0.166
					75	0	22.19	0.166
			19125	1902.5	1	0	23.15	0.207
					1	38	23.32	0.215
					1	74	**23.37**	**0.217**
					38	0	22.31	0.170
					38	18	22.30	0.170
					38	38	22.34	0.171
					75	0	22.40	0.174
		16QAM	18675	1857.5	1	0	21.89	0.155
					1	38	21.89	0.155
					1	74	21.95	0.157
					38	0	20.90	0.123
					38	18	20.85	0.122
					38	38	20.94	0.124
					75	0	20.91	0.123
			18900	1880.0	1	0	22.12	0.163
					1	38	22.06	0.161
					1	74	22.03	0.160
					38	0	21.00	0.126
					38	18	21.08	0.128
					38	38	21.10	0.129
					75	0	21.11	0.129
			19125	1902.5	1	0	22.10	0.162
					1	38	22.25	0.168
					1	74	22.30	0.170
					38	0	21.26	0.134
					38	18	21.27	0.134
					38	38	21.28	0.134
					75	0	21.34	0.136

Band	Channel Bandwidth	Modulation	Channel	Frequency (MHz)	RB Configuration		Average Power	
					Size	Offset	(dBm)	(W)
LTE Band 2	20 MHz	QPSK	18700	1860.0	1	0	23.02	0.200
					1	50	22.94	0.197
					1	99	22.91	0.195
					50	0	22.10	0.162
					50	25	21.95	0.157
					50	50	22.05	0.160
					100	0	22.08	0.161
			18900	1880.0	1	0	23.13	0.206
					1	50	23.08	0.203
					1	99	23.12	0.205
					50	0	22.25	0.168
					50	25	22.19	0.166
					50	50	22.19	0.166
					100	0	22.21	0.166
			19100	1900.0	1	0	**23.37**	**0.217**
					1	50	23.32	0.215
					1	99	22.99	0.199
					50	0	22.38	0.173
					50	25	22.37	0.173
					50	50	22.21	0.166
					100	0	22.37	0.173
		16QAM	18700	1860.0	1	0	21.92	0.156
					1	50	22.00	0.158
					1	99	21.93	0.156
					50	0	20.89	0.123
					50	25	20.98	0.125
					50	50	20.98	0.125
					100	0	21.07	0.128
			18900	1880.0	1	0	22.08	0.161
					1	50	22.05	0.160
					1	99	22.07	0.161
					50	0	21.10	0.129
					50	25	21.10	0.129
					50	50	21.17	0.131
					100	0	21.13	0.130
			19100	1900.0	1	0	22.01	0.159
					1	50	22.28	0.169
					1	99	22.29	0.169
					50	0	21.13	0.130
					50	25	21.30	0.135
					50	50	21.30	0.135
					100	0	21.34	0.136

Band	Channel Bandwidth	Modulation	Channel	Frequency (MHz)	RB Configuration		Average Power	
					Size	Offset	(dBm)	(W)
LTE Band 4	1.4 MHz	QPSK	19957	1710.7	1	0	23.49	0.223
					1	3	23.42	0.220
					1	5	23.48	0.223
					3	0	23.46	0.222
					3	2	23.44	0.221
					3	3	23.43	0.220
					6	0	22.51	0.178
			20175	1732.5	1	0	23.48	0.223
					1	3	23.45	0.221
					1	5	**23.50**	**0.224**
					3	0	23.46	0.222
					3	2	23.47	0.222
					3	3	23.48	0.223
					6	0	22.54	0.179
			20393	1754.3	1	0	23.40	0.219
					1	3	23.39	0.218
					1	5	23.43	0.220
					3	0	23.44	0.221
					3	2	23.44	0.221
					3	3	23.44	0.221
					6	0	22.47	0.177
		16QAM	19957	1710.7	1	0	22.42	0.175
					1	3	22.45	0.176
					1	5	22.41	0.174
					3	0	22.45	0.176
					3	2	22.43	0.175
					3	3	22.49	0.177
					6	0	21.38	0.137
			20175	1732.5	1	0	22.44	0.175
					1	3	22.46	0.176
					1	5	22.42	0.175
					3	0	22.47	0.177
					3	2	22.46	0.176
					3	3	22.45	0.176
					6	0	21.38	0.137
			20393	1754.3	1	0	22.35	0.172
					1	3	22.37	0.173
					1	5	22.34	0.171
					3	0	22.36	0.172
					3	2	22.33	0.171
					3	3	22.42	0.175
					6	0	21.36	0.137

Band	Channel Bandwidth	Modulation	Channel	Frequency (MHz)	RB Configuration		Average Power	
					Size	Offset	(dBm)	(W)
LTE Band 4	3 MHz	QPSK	19965	1711.5	1	0	23.43	0.220
					1	8	**23.47**	**0.222**
					1	14	23.42	0.220
					8	0	22.48	0.177
					8	4	22.44	0.175
					8	8	22.48	0.177
					15	0	22.51	0.178
			20175	1732.5	1	0	23.43	0.220
					1	8	23.42	0.220
					1	14	23.42	0.220
					8	0	22.51	0.178
					8	4	22.46	0.176
					8	8	22.47	0.177
					15	0	22.47	0.177
			20385	1753.5	1	0	23.45	0.221
					1	8	23.32	0.215
					1	14	23.38	0.218
					8	0	22.51	0.178
					8	4	22.41	0.174
					8	8	22.42	0.175
					15	0	22.45	0.176
		16QAM	19965	1711.5	1	0	22.42	0.175
					1	8	22.36	0.172
					1	14	22.43	0.175
					8	0	21.48	0.141
					8	4	21.51	0.142
					8	8	21.48	0.141
					15	0	21.45	0.140
			20175	1732.5	1	0	22.40	0.174
					1	8	22.42	0.175
					1	14	22.39	0.173
					8	0	21.49	0.141
					8	4	21.51	0.142
					8	8	21.47	0.140
					15	0	21.45	0.140
			20385	1753.5	1	0	22.38	0.173
					1	8	22.30	0.170
					1	14	22.33	0.171
					8	0	21.49	0.141
					8	4	21.45	0.140
					8	8	21.41	0.138
					15	0	21.37	0.137

Band	Channel Bandwidth	Modulation	Channel	Frequency (MHz)	RB Configuration		Average Power	
					Size	Offset	(dBm)	(W)
LTE Band 4	5 MHz	QPSK	19975	1712.5	1	0	23.50	0.224
					1	13	23.48	0.223
					1	24	23.52	0.225
					12	0	22.59	0.182
					12	6	22.55	0.180
					12	13	22.53	0.179
					25	0	22.53	0.179
			20175	1732.5	1	0	23.51	0.224
					1	13	23.50	0.224
					1	24	**23.55**	**0.226**
					12	0	22.57	0.181
					12	6	22.58	0.181
					12	13	22.56	0.180
					25	0	22.55	0.180
			20375	1752.5	1	0	23.48	0.223
					1	13	23.53	0.225
					1	24	23.46	0.222
					12	0	22.57	0.181
					12	6	22.58	0.181
					12	13	22.49	0.177
					25	0	22.47	0.177
		16QAM	19975	1712.5	1	0	22.50	0.178
					1	13	22.50	0.178
					1	24	22.48	0.177
					12	0	21.58	0.144
					12	6	21.56	0.143
					12	13	21.58	0.144
					25	0	21.55	0.143
			20175	1732.5	1	0	22.52	0.179
					1	13	22.46	0.176
					1	24	22.57	0.181
					12	0	21.58	0.144
					12	6	21.58	0.144
					12	13	21.58	0.144
					25	0	21.55	0.143
			20375	1752.5	1	0	22.47	0.177
					1	13	22.48	0.177
					1	24	22.39	0.173
					12	0	21.58	0.144
					12	6	21.59	0.144
					12	13	21.51	0.142
					25	0	21.51	0.142

Band	Channel Bandwidth	Modulation	Channel	Frequency (MHz)	RB Configuration		Average Power	
					Size	Offset	(dBm)	(W)
LTE Band 4	10 MHz	QPSK	2000	1715.0	1	0	23.52	0.225
					1	25	23.48	0.223
					1	49	23.46	0.222
					25	0	22.56	0.180
					25	13	22.57	0.181
					25	25	22.52	0.179
					50	0	22.67	0.185
			20175	1732.5	1	0	**23.58**	**0.228**
					1	25	23.50	0.224
					1	49	23.56	0.227
					25	0	22.57	0.181
					25	13	22.54	0.179
					25	25	22.54	0.179
					50	0	22.68	0.185
			20350	1750.0	1	0	23.52	0.225
					1	25	23.50	0.224
					1	49	23.49	0.223
					25	0	22.51	0.178
					25	13	22.57	0.181
					25	25	22.56	0.180
					50	0	22.65	0.184
		16QAM	2000	1715.0	1	0	22.52	0.179
					1	25	22.46	0.176
					1	49	22.47	0.177
					25	0	21.60	0.145
					25	13	21.59	0.144
					25	25	21.52	0.142
					50	0	21.56	0.143
			20175	1732.5	1	0	22.49	0.177
					1	25	22.52	0.179
					1	49	22.63	0.183
					25	0	21.55	0.143
					25	13	21.57	0.144
					25	25	21.56	0.143
					50	0	21.60	0.145
			20350	1750.0	1	0	22.52	0.179
					1	25	22.46	0.176
					1	49	22.42	0.175
					25	0	21.59	0.144
					25	13	21.57	0.144
					25	25	21.61	0.145
					50	0	21.57	0.144

Band	Channel Bandwidth	Modulation	Channel	Frequency (MHz)	RB Configuration		Average Power	
					Size	Offset	(dBm)	(W)
LTE Band 4	15 MHz	QPSK	20025	1717.5	1	0	23.56	0.227
					1	38	23.49	0.223
					1	74	23.48	0.223
					38	0	22.57	0.181
					38	18	22.54	0.179
					38	38	22.52	0.179
					75	0	22.62	0.183
			20175	1732.5	1	0	23.54	0.226
					1	38	23.53	0.225
					1	74	23.50	0.224
					38	0	22.59	0.182
					38	18	22.62	0.183
					38	38	22.62	0.183
					75	0	22.67	0.185
			20325	1747.5	1	0	**23.58**	**0.228**
					1	38	23.46	0.222
					1	74	23.46	0.222
					38	0	22.56	0.180
					38	18	22.51	0.178
					38	38	22.54	0.179
					75	0	22.59	0.182
		16QAM	20025	1717.5	1	0	22.58	0.181
					1	38	22.48	0.177
					1	74	22.48	0.177
					38	0	21.57	0.144
					38	18	21.53	0.142
					38	38	21.46	0.140
					75	0	21.56	0.143
			20175	1732.5	1	0	22.49	0.177
					1	38	22.51	0.178
					1	74	22.43	0.175
					38	0	21.56	0.143
					38	18	21.55	0.143
					38	38	21.58	0.144
					75	0	21.63	0.146
			20325	1747.5	1	0	22.62	0.183
					1	38	22.43	0.175
					1	74	22.42	0.175
					38	0	21.54	0.143
					38	18	21.48	0.141
					38	38	21.50	0.141
					75	0	21.53	0.142

Band	Channel Bandwidth	Modulation	Channel	Frequency (MHz)	RB Configuration		Average Power	
					Size	Offset	(dBm)	(W)
LTE Band 4	20 MHz	QPSK	20050	1720.0	1	0	23.56	0.227
					1	50	23.47	0.222
					1	99	23.49	0.223
					50	0	22.64	0.184
					50	25	22.60	0.182
					50	50	22.57	0.181
					100	0	22.66	0.185
			20175	1732.5	1	0	23.54	0.226
					1	50	23.51	0.224
					1	99	23.45	0.221
					50	0	22.70	0.186
					50	25	22.62	0.183
					50	50	22.66	0.185
					100	0	22.67	0.185
			20300	1745.0	1	0	**23.64**	**0.231**
					1	50	23.51	0.224
					1	99	23.43	0.220
					50	0	22.74	0.188
					50	25	22.61	0.182
					50	50	22.57	0.181
					100	0	22.71	0.187
		16QAM	20050	1720.0	1	0	22.55	0.180
					1	50	22.44	0.175
					1	99	22.43	0.175
					50	0	21.55	0.143
					50	25	21.56	0.143
					50	50	21.51	0.142
					100	0	21.58	0.144
			20175	1732.5	1	0	22.52	0.179
					1	50	22.51	0.178
					1	99	22.47	0.177
					50	0	21.61	0.145
					50	25	21.57	0.144
					50	50	21.66	0.147
					100	0	21.66	0.147
			20300	1745.0	1	0	22.62	0.183
					1	50	22.49	0.177
					1	99	22.43	0.175
					50	0	21.64	0.146
					50	25	21.58	0.144
					50	50	21.56	0.143
					100	0	21.66	0.147

Band	Channel Bandwidth	Modulation	Channel	Frequency (MHz)	RB Configuration		Average Power	
					Size	Offset	(dBm)	(W)
LTE Band 5	1.4 MHz	QPSK	20407	824.7	1	0	22.67	0.185
					1	3	22.65	0.184
					1	5	22.68	0.185
					3	0	22.69	0.186
					3	2	**22.70**	**0.186**
					3	3	22.65	0.184
					6	0	21.73	0.149
			20525	836.5	1	0	22.43	0.175
					1	3	22.41	0.174
					1	5	22.41	0.174
					3	0	22.46	0.176
					3	2	22.39	0.173
					3	3	22.39	0.173
					6	0	21.48	0.141
			20643	848.3	1	0	22.36	0.172
					1	3	22.35	0.172
					1	5	22.38	0.173
					3	0	22.37	0.173
					3	2	22.34	0.171
					3	3	22.35	0.172
					6	0	21.39	0.138
		16QAM	20407	824.7	1	0	21.65	0.146
					1	3	21.62	0.145
					1	5	21.61	0.145
					3	0	21.64	0.146
					3	2	21.60	0.145
					3	3	21.62	0.145
					6	0	20.52	0.113
			20525	836.5	1	0	21.38	0.137
					1	3	21.33	0.136
					1	5	21.38	0.137
					3	0	21.39	0.138
					3	2	21.41	0.138
					3	3	21.39	0.138
					6	0	20.33	0.108
			20643	848.3	1	0	21.35	0.136
					1	3	21.28	0.134
					1	5	21.31	0.135
					3	0	21.35	0.136
					3	2	21.36	0.137
					3	3	21.35	0.136
					6	0	20.26	0.106

Band	Channel Bandwidth	Modulation	Channel	Frequency (MHz)	RB Configuration		Average Power	
					Size	Offset	(dBm)	(W)
LTE Band 5	3 MHz	QPSK	20415	825.5	1	0	**22.88**	**0.194**
					1	8	22.86	0.193
					1	14	22.84	0.192
					8	0	21.67	0.147
					8	4	21.62	0.145
					8	8	21.66	0.147
					15	0	21.64	0.146
			20525	836.5	1	0	22.64	0.184
					1	8	22.63	0.183
					1	14	22.63	0.183
					8	0	21.44	0.139
					8	4	21.38	0.137
					8	8	21.41	0.138
					15	0	21.38	0.137
			20635	847.5	1	0	22.55	0.180
					1	8	22.42	0.175
					1	14	22.54	0.179
					8	0	21.39	0.138
					8	4	21.35	0.136
					8	8	21.37	0.137
					15	0	21.41	0.138
		16QAM	20415	825.5	1	0	21.58	0.144
					1	8	21.48	0.141
					1	14	21.56	0.143
					8	0	20.64	0.116
					8	4	20.61	0.115
					8	8	20.61	0.115
					15	0	20.56	0.114
			20525	836.5	1	0	21.31	0.135
					1	8	21.29	0.135
					1	14	21.31	0.135
					8	0	20.39	0.109
					8	4	20.44	0.111
					8	8	20.38	0.109
					15	0	20.37	0.109
			20635	847.5	1	0	21.23	0.133
					1	8	21.26	0.134
					1	14	21.31	0.135
					8	0	20.39	0.109
					8	4	20.36	0.109
					8	8	20.35	0.108
					15	0	20.31	0.107

Band	Channel Bandwidth	Modulation	Channel	Frequency (MHz)	RB Configuration		Average Power	
					Size	Offset	(dBm)	(W)
LTE Band 5	5 MHz	QPSK	20425	826.5	1	0	**22.81**	**0.191**
					1	13	22.80	0.191
					1	24	22.72	0.187
					12	0	21.62	0.145
					12	6	21.59	0.144
					12	13	21.61	0.145
					25	0	21.61	0.145
			20525	836.5	1	0	22.61	0.182
					1	13	22.59	0.182
					1	24	22.54	0.179
					12	0	21.43	0.139
					12	6	21.42	0.139
					12	13	21.41	0.138
					25	0	21.37	0.137
			20625	846.5	1	0	22.58	0.181
					1	13	22.42	0.175
					1	24	22.43	0.175
					12	0	21.33	0.136
					12	6	21.28	0.134
					12	13	21.25	0.133
					25	0	21.35	0.136
		16QAM	20425	826.5	1	0	21.55	0.143
					1	13	21.49	0.141
					1	24	21.43	0.139
					12	0	20.63	0.116
					12	6	20.61	0.115
					12	13	20.62	0.115
					25	0	20.64	0.116
			20525	836.5	1	0	21.34	0.136
					1	13	21.29	0.135
					1	24	21.28	0.134
					12	0	20.40	0.110
					12	6	20.38	0.109
					12	13	20.38	0.109
					25	0	20.36	0.109
			20625	846.5	1	0	21.16	0.131
					1	13	21.13	0.130
					1	24	21.28	0.134
					12	0	20.27	0.106
					12	6	20.25	0.106
					12	13	20.35	0.108
					25	0	20.34	0.108

Band	Channel Bandwidth	Modulation	Channel	Frequency (MHz)	RB Configuration		Average Power	
					Size	Offset	(dBm)	(W)
LTE Band 5	10 MHz	QPSK	20450	829.0	1	0	**22.77**	**0.189**
					1	25	22.68	0.185
					1	49	22.59	0.182
					25	0	21.67	0.147
					25	13	21.56	0.143
					25	25	21.53	0.142
					50	0	21.52	0.142
			20525	836.5	1	0	22.67	0.185
					1	25	22.57	0.181
					1	49	22.52	0.179
					25	0	21.43	0.139
					25	13	21.37	0.137
					25	25	21.36	0.137
					50	0	21.42	0.139
			20600	844.0	1	0	22.55	0.180
					1	25	22.43	0.175
					1	49	22.54	0.179
					25	0	21.40	0.138
					25	13	21.24	0.133
					25	25	21.38	0.137
					50	0	21.44	0.139
		16QAM	20450	829.0	1	0	21.53	0.142
					1	25	21.42	0.139
					1	49	21.37	0.137
					25	0	20.62	0.115
					25	13	20.51	0.112
					25	25	20.50	0.112
					50	0	20.49	0.112
			20525	836.5	1	0	21.48	0.141
					1	25	21.32	0.136
					1	49	21.28	0.134
					25	0	20.39	0.109
					25	13	20.39	0.109
					25	25	20.40	0.110
					50	0	20.38	0.109
			20600	844.0	1	0	21.33	0.136
					1	25	21.16	0.131
					1	49	21.31	0.135
					25	0	20.37	0.109
					25	13	20.24	0.106
					25	25	20.36	0.109
					50	0	20.37	0.109

Band	Channel Bandwidth	Modulation	Channel	Frequency (MHz)	RB Configuration		Average Power	
					Size	Offset	(dBm)	(W)
LTE Band 7	5 MHz	QPSK	20775	2502.5	1	0	23.00	0.200
					1	13	**23.01**	**0.200**
					1	24	22.98	0.199
					12	0	22.02	0.159
					12	6	22.04	0.160
					12	13	22.02	0.159
					25	0	21.99	0.158
			21100	2535.0	1	0	22.88	0.194
					1	13	22.97	0.198
					1	24	22.97	0.198
					12	0	22.01	0.159
					12	6	21.98	0.158
					12	13	21.98	0.158
					25	0	21.94	0.156
			21425	2567.5	1	0	22.98	0.199
					1	13	22.94	0.197
					1	24	22.97	0.198
					12	0	21.91	0.155
					12	6	21.96	0.157
					12	13	21.92	0.156
					25	0	21.89	0.155
		16QAM	20775	2502.5	1	0	21.90	0.155
					1	13	21.91	0.155
					1	24	21.88	0.154
					12	0	21.01	0.126
					12	6	21.04	0.127
					12	13	21.03	0.127
					25	0	21.03	0.127
			21100	2535.0	1	0	21.79	0.151
					1	13	21.92	0.156
					1	24	21.89	0.155
					12	0	21.06	0.128
					12	6	21.03	0.127
					12	13	21.04	0.127
					25	0	21.01	0.126
			21425	2567.5	1	0	21.89	0.155
					1	13	21.86	0.153
					1	24	21.83	0.152
					12	0	21.05	0.127
					12	6	21.04	0.127
					12	13	21.01	0.126
					25	0	21.03	0.127

Band	Channel Bandwidth	Modulation	Channel	Frequency (MHz)	RB Configuration		Average Power	
					Size	Offset	(dBm)	(W)
LTE Band 7	10 MHz	QPSK	20800	2505.0	1	0	**22.89**	**0.195**
					1	25	22.83	0.192
					1	49	22.86	0.193
					25	0	21.89	0.155
					25	13	21.88	0.154
					25	25	21.81	0.152
					50	0	21.80	0.151
			21100	2535.0	1	0	22.77	0.189
					1	25	22.87	0.194
					1	49	22.88	0.194
					25	0	21.88	0.154
					25	13	21.88	0.154
					25	25	21.88	0.154
					50	0	21.90	0.155
			21400	2565.0	1	0	22.86	0.193
					1	25	22.87	0.194
					1	49	22.82	0.191
					25	0	21.85	0.153
					25	13	21.85	0.153
					25	25	21.83	0.152
					50	0	21.82	0.152
		16QAM	20800	2505.0	1	0	21.81	0.152
					1	25	21.73	0.149
					1	49	21.77	0.150
					25	0	20.90	0.123
					25	13	20.91	0.123
					25	25	20.84	0.121
					50	0	20.83	0.121
			21100	2535.0	1	0	21.72	0.149
					1	25	21.81	0.152
					1	49	21.84	0.153
					25	0	20.94	0.124
					25	13	20.90	0.123
					25	25	20.94	0.124
					50	0	20.90	0.123
			21400	2565.0	1	0	21.80	0.151
					1	25	21.82	0.152
					1	49	21.79	0.151
					25	0	21.00	0.126
					25	13	21.01	0.126
					25	25	20.95	0.124
					50	0	20.90	0.123

Band	Channel Bandwidth	Modulation	Channel	Frequency (MHz)	RB Configuration		Average Power	
					Size	Offset	(dBm)	(W)
LTE Band 7	15 MHz	QPSK	20825	2507.5	1	0	22.94	0.197
					1	38	22.95	0.197
					1	74	23.02	0.200
					38	0	21.93	0.156
					38	18	21.82	0.152
					38	38	21.95	0.157
					75	0	21.89	0.155
			21100	2535.0	1	0	22.77	0.189
					1	38	22.94	0.197
					1	74	**23.03**	**0.201**
					38	0	21.82	0.152
					38	18	21.94	0.156
					38	38	21.95	0.157
					75	0	22.00	0.158
			21375	2562.5	1	0	22.88	0.194
					1	38	23.01	0.200
					1	74	22.96	0.198
					38	0	21.88	0.154
					38	18	21.92	0.156
					38	38	21.95	0.157
					75	0	21.98	0.158
		16QAM	20825	2507.5	1	0	21.85	0.153
					1	38	21.85	0.153
					1	74	21.91	0.155
					38	0	20.92	0.124
					38	18	20.83	0.121
					38	38	20.99	0.126
					75	0	20.91	0.123
			21100	2535.0	1	0	21.73	0.149
					1	38	21.85	0.153
					1	74	21.96	0.157
					38	0	20.87	0.122
					38	18	20.99	0.126
					38	38	21.02	0.126
					75	0	20.97	0.125
			21375	2562.5	1	0	21.83	0.152
					1	38	21.91	0.155
					1	74	21.90	0.155
					38	0	20.99	0.126
					38	18	21.01	0.126
					38	38	21.00	0.126
					75	0	21.03	0.127

Band	Channel Bandwidth	Modulation	Channel	Frequency (MHz)	RB Configuration		Average Power	
					Size	Offset	(dBm)	(W)
LTE Band 7	20 MHz	QPSK	20850	2510.0	1	0	**23.03**	**0.201**
					1	50	22.92	0.196
					1	99	22.89	0.195
					50	0	21.86	0.153
					50	25	21.79	0.151
					50	50	21.78	0.151
					100	0	21.85	0.153
			21100	2535.0	1	0	22.99	0.199
					1	50	22.87	0.194
					1	99	22.75	0.188
					50	0	21.89	0.155
					50	25	21.78	0.151
					50	50	21.75	0.150
					100	0	21.87	0.154
			21350	2560.0	1	0	22.89	0.195
					1	50	22.76	0.189
					1	99	22.88	0.194
					50	0	21.85	0.153
					50	25	21.84	0.153
					50	50	21.73	0.149
					100	0	21.84	0.153
		16QAM	20850	2510.0	1	0	21.77	0.150
					1	50	21.85	0.153
					1	99	21.92	0.156
					50	0	20.83	0.121
					50	25	20.82	0.121
					50	50	20.96	0.125
					100	0	20.94	0.124
			21100	2535.0	1	0	21.63	0.146
					1	50	21.81	0.152
					1	99	21.90	0.155
					50	0	20.84	0.121
					50	25	20.89	0.123
					50	50	20.96	0.125
					100	0	20.93	0.124
			21350	2560.0	1	0	21.73	0.149
					1	50	21.82	0.152
					1	99	21.77	0.150
					50	0	20.84	0.121
					50	25	20.91	0.123
					50	50	20.94	0.124
					100	0	20.91	0.123

Band	Channel Bandwidth	Modulation	Channel	Frequency (MHz)	RB Configuration		Average Power	
					Size	Offset	(dBm)	(W)
LTE Band 12	1.4 MHz	QPSK	23017	699.7	1	0	22.80	0.191
					1	3	22.76	0.189
					1	5	22.79	0.190
					3	0	22.75	0.188
					3	2	22.74	0.188
					3	3	22.77	0.189
					6	0	21.79	0.151
			23095	707.5	1	0	22.82	0.191
					1	3	22.80	0.191
					1	5	22.83	0.192
					3	0	22.84	0.192
					3	2	22.85	0.193
					3	3	22.80	0.191
					6	0	21.85	0.153
			23173	715.3	1	0	22.87	0.194
					1	3	22.86	0.193
					1	5	22.87	0.194
					3	0	22.88	0.194
					3	2	22.85	0.193
					3	3	**22.94**	**0.197**
					6	0	21.90	0.155
		16QAM	23017	699.7	1	0	21.70	0.148
					1	3	21.70	0.148
					1	5	21.76	0.150
					3	0	21.73	0.149
					3	2	21.71	0.148
					3	3	21.75	0.150
					6	0	20.67	0.117
			23095	707.5	1	0	21.77	0.150
					1	3	21.75	0.150
					1	5	21.73	0.149
					3	0	21.79	0.151
					3	2	21.77	0.150
					3	3	21.77	0.150
					6	0	20.66	0.116
			23173	715.3	1	0	21.83	0.152
					1	3	21.79	0.151
					1	5	21.82	0.152
					3	0	21.83	0.152
					3	2	21.84	0.153
					3	3	21.84	0.153
					6	0	20.73	0.118

Band	Channel Bandwidth	Modulation	Channel	Frequency (MHz)	RB Configuration		Average Power	
					Size	Offset	(dBm)	(W)
LTE Band 12	3 MHz	QPSK	23025	700.5	1	0	22.69	0.186
					1	8	22.74	0.188
					1	14	22.80	0.191
					8	0	21.75	0.150
					8	4	21.78	0.151
					8	8	21.78	0.151
					15	0	21.79	0.151
			23095	707.5	1	0	22.70	0.186
					1	8	22.77	0.189
					1	14	22.78	0.190
					8	0	21.80	0.151
					8	4	21.81	0.152
					8	8	21.77	0.150
					15	0	21.80	0.151
			23165	714.5	1	0	22.79	0.190
					1	8	22.78	0.190
					1	14	**22.86**	**0.193**
					8	0	21.87	0.154
					8	4	21.82	0.152
					8	8	21.88	0.154
					15	0	21.83	0.152
		16QAM	23025	700.5	1	0	21.64	0.146
					1	8	21.70	0.148
					1	14	21.79	0.151
					8	0	20.74	0.119
					8	4	20.78	0.120
					8	8	20.76	0.119
					15	0	20.73	0.118
			23095	707.5	1	0	21.63	0.146
					1	8	21.71	0.148
					1	14	21.73	0.149
					8	0	20.75	0.119
					8	4	20.79	0.120
					8	8	20.80	0.120
					15	0	20.77	0.119
			23165	714.5	1	0	21.72	0.149
					1	8	21.76	0.150
					1	14	21.79	0.151
					8	0	20.81	0.121
					8	4	20.82	0.121
					8	8	20.86	0.122
					15	0	20.78	0.120

Band	Channel Bandwidth	Modulation	Channel	Frequency (MHz)	RB Configuration		Average Power	
					Size	Offset	(dBm)	(W)
LTE Band 12	5 MHz	QPSK	23035	701.5	1	0	22.64	0.184
					1	13	22.73	0.187
					1	24	22.77	0.189
					12	0	21.70	0.148
					12	6	21.73	0.149
					12	13	21.77	0.150
					25	0	21.76	0.150
			23095	707.5	1	0	22.61	0.182
					1	13	22.72	0.187
					1	24	22.72	0.187
					12	0	21.79	0.151
					12	6	21.74	0.149
					12	13	21.78	0.151
					25	0	21.81	0.152
			23155	713.5	1	0	22.74	0.188
					1	13	22.79	0.190
					1	24	**22.86**	**0.193**
					12	0	21.83	0.152
					12	6	21.81	0.152
					12	13	21.82	0.152
					25	0	21.82	0.152
		16QAM	23035	701.5	1	0	21.63	0.146
					1	13	21.68	0.147
					1	24	21.71	0.148
					12	0	20.71	0.118
					12	6	20.74	0.119
					12	13	20.75	0.119
					25	0	20.76	0.119
			23095	707.5	1	0	21.59	0.144
					1	13	21.67	0.147
					1	24	21.67	0.147
					12	0	20.77	0.119
					12	6	20.74	0.119
					12	13	20.74	0.119
					25	0	20.76	0.119
			23155	713.5	1	0	21.70	0.148
					1	13	21.71	0.148
					1	24	21.78	0.151
					12	0	20.78	0.120
					12	6	20.78	0.120
					12	13	20.82	0.121
					25	0	20.78	0.120

Band	Channel Bandwidth	Modulation	Channel	Frequency (MHz)	RB Configuration		Average Power	
					Size	Offset	(dBm)	(W)
LTE Band 12	10 MHz	QPSK	23060	704.0	1	0	22.84	0.192
					1	25	22.73	0.187
					1	49	22.67	0.185
					25	0	21.83	0.152
					25	13	21.76	0.150
					25	25	21.77	0.150
					50	0	21.78	0.151
			23095	707.5	1	0	**22.87**	**0.194**
					1	25	22.63	0.183
					1	49	22.75	0.188
					25	0	21.79	0.151
					25	13	21.64	0.146
					25	25	21.75	0.150
					50	0	21.76	0.150
			23130	711.0	1	0	22.86	0.193
					1	25	22.74	0.188
					1	49	22.76	0.189
					25	0	21.84	0.153
					25	13	21.71	0.148
					25	25	21.75	0.150
					50	0	21.73	0.149
		16QAM	23060	704.0	1	0	21.61	0.145
					1	25	21.68	0.147
					1	49	21.76	0.150
					25	0	20.74	0.119
					25	13	20.76	0.119
					25	25	20.82	0.121
					50	0	20.67	0.117
			23095	707.5	1	0	21.62	0.145
					1	25	21.69	0.148
					1	49	21.83	0.152
					25	0	20.66	0.116
					25	13	20.76	0.119
					25	25	20.76	0.119
					50	0	20.69	0.117
			23130	711.0	1	0	21.66	0.147
					1	25	21.72	0.149
					1	49	21.85	0.153
					25	0	20.69	0.117
					25	13	20.67	0.117
					25	25	20.84	0.121
					50	0	20.67	0.117

Band	Channel Bandwidth	Modulation	Channel	Frequency (MHz)	RB Configuration		Average Power	
					Size	Offset	(dBm)	(W)
LTE Band 13	5 MHz	QPSK	23205	779.5	1	0	22.81	0.191
					1	13	22.80	0.191
					1	24	22.88	0.194
					12	0	21.85	0.153
					12	6	21.84	0.153
					12	13	21.92	0.156
					25	0	21.84	0.153
			23230	782.0	1	0	22.80	0.191
					1	13	22.83	0.192
					1	24	22.86	0.193
					12	0	21.88	0.154
					12	6	21.89	0.155
					12	13	21.86	0.153
					25	0	21.90	0.155
			23255	784.5	1	0	22.85	0.193
					1	13	22.86	0.193
					1	24	**22.96**	**0.198**
					12	0	21.92	0.156
					12	6	21.91	0.155
					12	13	21.89	0.155
					25	0	21.93	0.156
		16QAM	23205	779.5	1	0	21.78	0.151
					1	13	21.76	0.150
					1	24	21.83	0.152
					12	0	20.87	0.122
					12	6	20.83	0.121
					12	13	20.89	0.123
					25	0	20.81	0.121
			23230	782.0	1	0	21.75	0.150
					1	13	21.79	0.151
					1	24	21.81	0.152
					12	0	20.91	0.123
					12	6	20.89	0.123
					12	13	20.87	0.122
					25	0	20.88	0.122
			23255	784.5	1	0	21.83	0.152
					1	13	21.80	0.151
					1	24	21.90	0.155
					12	0	20.89	0.123
					12	6	20.85	0.122
					12	13	20.87	0.122
					25	0	20.87	0.122

Band	Channel Bandwidth	Modulation	Channel	Frequency (MHz)	RB Configuration		Average Power	
					Size	Offset	(dBm)	(W)
LTE Band 13	10 MHz	QPSK	23230	782.0	1	0	**22.93**	**0.196**
					1	25	22.85	0.193
					1	49	22.80	0.191
					25	0	21.94	0.156
					25	13	21.93	0.156
					25	25	21.89	0.155
					50	0	21.91	0.155
		16QAM	23230	782.0	1	0	21.80	0.151
					1	25	21.83	0.152
					1	49	21.94	0.156
					25	0	20.91	0.123
					25	13	20.90	0.123
					25	25	20.87	0.122
					50	0	20.83	0.121

Band	Channel Bandwidth	Modulation	Channel	Frequency (MHz)	RB Configuration		Average Power	
					Size	Offset	(dBm)	(W)
LTE Band 17	5 MHz	QPSK	23755	706.5	1	0	22.63	0.183
					1	13	22.62	0.183
					1	24	22.76	0.189
					12	0	21.75	0.150
					12	6	21.71	0.148
					12	13	21.81	0.152
					25	0	21.80	0.151
			23790	710.0	1	0	22.60	0.182
					1	13	22.67	0.185
					1	24	**22.79**	**0.190**
					12	0	21.75	0.150
					12	6	21.69	0.148
					12	13	21.71	0.148
					25	0	21.70	0.148
			23825	713.5	1	0	22.73	0.187
					1	13	22.69	0.186
					1	24	22.77	0.189
					12	0	21.80	0.151
					12	6	21.76	0.150
					12	13	21.80	0.151
					25	0	21.75	0.150
		16QAM	23755	706.5	1	0	21.57	0.144
					1	13	21.59	0.144
					1	24	21.70	0.148
					12	0	20.76	0.119
					12	6	20.69	0.117
					12	13	20.78	0.120
					25	0	20.77	0.119
			23790	710.0	1	0	21.55	0.143
					1	13	21.62	0.145
					1	24	21.73	0.149
					12	0	20.70	0.117
					12	6	20.70	0.117
					12	13	20.69	0.117
					25	0	20.69	0.117
			23825	713.5	1	0	21.67	0.147
					1	13	21.71	0.148
					1	24	21.66	0.147
					12	0	20.76	0.119
					12	6	20.73	0.118
					12	13	20.77	0.119
					25	0	20.73	0.118

Band	Channel Bandwidth	Modulation	Channel	Frequency (MHz)	RB Configuration		Average Power	
					Size	Offset	(dBm)	(W)
LTE Band 17	10 MHz	QPSK	23780	709.0	1	0	**22.81**	**0.191**
					1	25	22.69	0.186
					1	49	22.72	0.187
					25	0	21.76	0.150
					25	13	21.73	0.149
					25	25	21.70	0.148
					50	0	21.78	0.151
			23790	710.0	1	0	22.78	0.190
					1	25	22.67	0.185
					1	49	22.63	0.183
					25	0	21.82	0.152
					25	13	21.70	0.148
					25	25	21.74	0.149
					50	0	21.74	0.149
			23800	711.0	1	0	22.77	0.189
					1	25	22.74	0.188
					1	49	22.57	0.181
					25	0	21.76	0.150
					25	13	21.65	0.146
					25	25	21.73	0.149
					50	0	21.68	0.147
		16QAM	23780	709.0	1	0	21.66	0.147
					1	25	21.66	0.147
					1	49	21.76	0.150
					25	0	20.75	0.119
					25	13	20.74	0.119
					25	25	20.71	0.118
					50	0	20.69	0.117
			23790	710.0	1	0	21.54	0.143
					1	25	21.61	0.145
					1	49	21.72	0.149
					25	0	20.69	0.117
					25	13	20.67	0.117
					25	25	20.77	0.119
					50	0	20.69	0.117
			23800	711.0	1	0	21.50	0.141
					1	25	21.68	0.147
					1	49	21.74	0.149
					25	0	20.67	0.117
					25	13	20.70	0.117
					25	25	20.74	0.119
					50	0	20.64	0.116

3 Effective Radiated Power / Equivalent Isotropic Radiated Power Test

3.1. Limit

For FCC Part 27: The EIRP of mobile transmitters and auxiliary test transmitters must not exceed 1 Watts.

For FCC Part 27.50(b)(9): Control stations and mobile stations transmitting in the 746-757 MHz, and 776-788 MHz bands are limited to 30 watts ERP.

For FCC Part 27.50(c)(9): Control and mobile stations in the 698-746 MHz band are limited to 30 watts ERP.

For FCC Part 27.50(h)(2): Mobile stations are limited to 2.0 watts EIRP.

For FCC Part 22.913(a)(2): The ERP of mobile transmitters and auxiliary test transmitters must not exceed 7 Watts.

For FCC Part 24.232(b): The EIRP of mobile transmitters and auxiliary test transmitters must not exceed 2 Watts.

3.2. Test Instruments

3 Meter Chamber					
Equipment	Manufacturer	Model Number	Serial Number	Cal. Date	Remark
RF Pre-selector	Agilent	N9039A	MY46520256	01/10/2014	(1)
Spectrum Analyzer	Agilent	E4446A	MY46180578	01/10/2014	(1)
Pre Amplifier	Agilent	8449B	3008A02237	02/21/2014	(1)
Pre Amplifier	Agilent	8447D	2944A10961	02/21/2014	(1)
Broadband Antenna (30MHz~1GHz)	SCHWARZBECK MESS-ELEKTRONIK	VULB9163	9163-270	07/22/2014	(1)
Horn Antenna (1~18GHz)	SCHWARZBECK MESS-ELEKTRONIK	BBHA9120D	9120D-550	06/11/2014	(1)
Horn Antenna (18~40GHz)	SCHWARZBECK MESS-ELEKTRONIK	BBHA9170	9170-320	07/02/2014	(1)
Test Site	ATL	TE01	888001	08/28/2014	(1)

Remark: (1) Calibration period 1 year. (2) Calibration period 2 years.
Note: N.C.R. = No Calibration Request.

3.3. Test Setup

Below 1 GHz

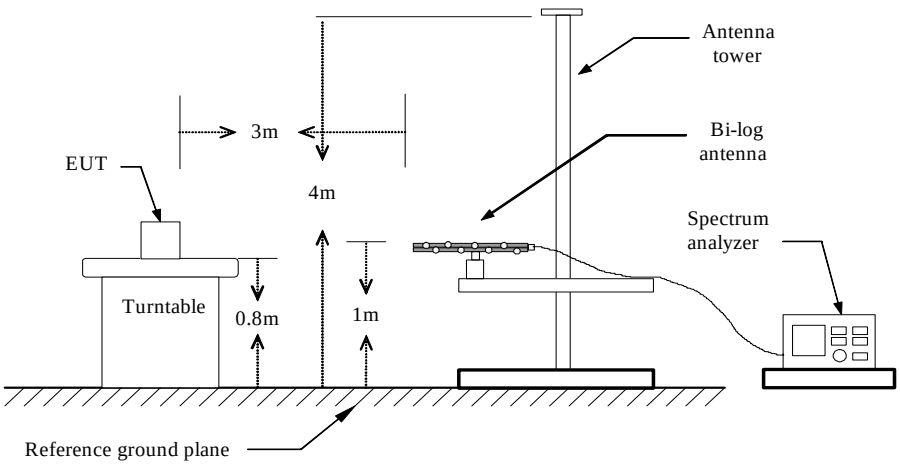

Above 1 GHz

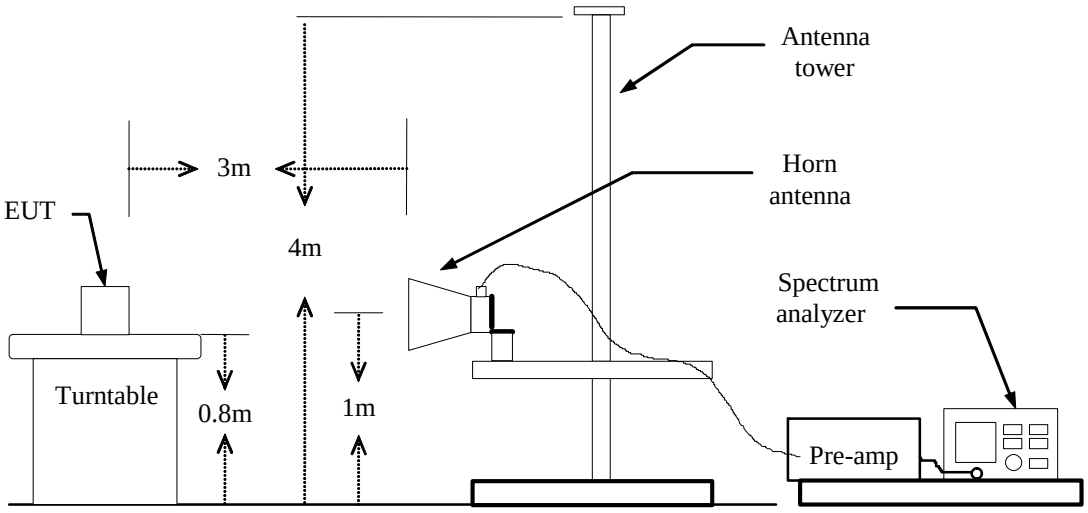

For Substituted Method Test Set-UP

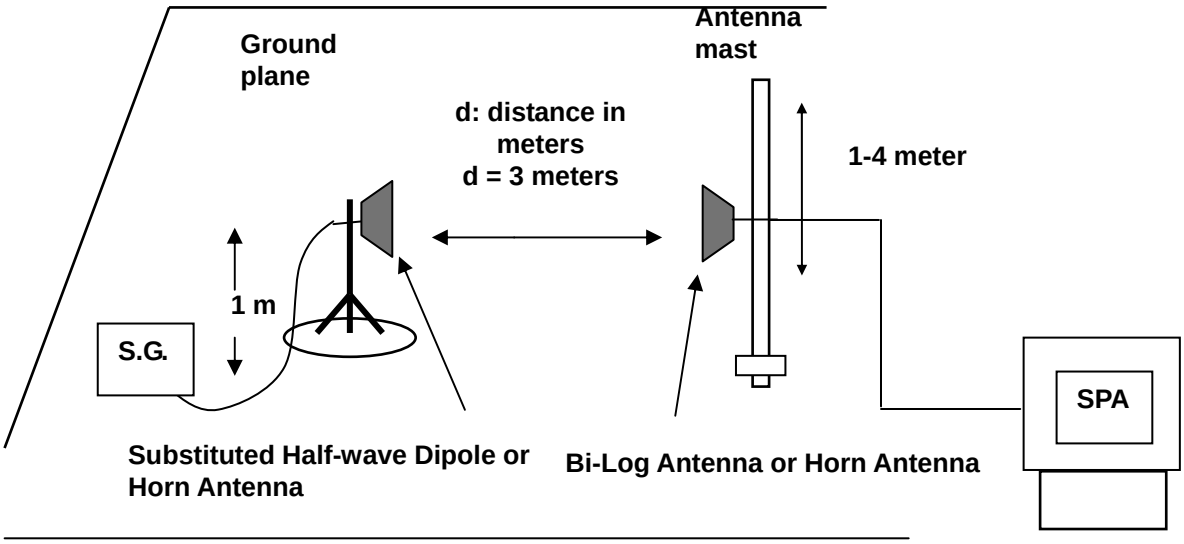

3.4. Test Procedure

a. The EUT was set up for the maximum power with LTE link data modulation. The power was measured with R&S Spectrum Analyzer. All measurements were done at 3 channels (low, middle and high operational frequency range). RWB and VBW is 10MHz for LTE and 5MHz for WCDMA mode.

b. E.I.R.P power measurement. In the semi-anechoic chamber, EUT placed on the 0.8m height of Turn Table, rotated the table around 360 degrees to search the maximum radiation power and receiver antenna shall be rotated vertical and horizontal polarization and moved height from 1m to 4m to find the maximum polar radiated power. The “Read Value” is the spectrum reading the maximum power value.

c. The substitution horn antenna is substituted for EUT at the same position and signals generator export the CW signal to the substitution antenna via a TX cable. Rotated the Turn Table and moved receiving antenna to find the maximum radiation power. Adjust output power level of S.G to get a Value of spectrum reading equal to “Read Value” of step a. Record the power level of S.G.

d. E.I.R.P. = Output power level of S.G TX cable loss + Antenna gain of substitution horn

e. E.R.P. = E.I.R.P- 2.15 dB

3.5. Uncertainty

The measurement uncertainty is defined as for Field Strength of Spurious Radiation measurement is ± 3.072 dB.

3.6. Test Result

Model Number	AC785S-500		
Test Item	E.I.R.P. / E.R.P.		
Date of Test	09/25/2014	Test Site	TC03

LTE Band 2								
Channel Bandwidth	Modulation	Frequency (MHz)	Ant. Polar.	Read Level (dBm)	Correction Factor (dBm)	E.I.R.P.		Limit (W)
						(dBm)	(W)	
1.4 M	QPSK	1850.7	H	13.77	6.33	20.10	0.102	< 2
			V	17.08	6.33	**23.41**	**0.219**	< 2
		1880.0	H	13.42	6.55	19.97	0.099	< 2
			V	16.60	6.55	23.15	0.207	< 2
		1909.3	H	13.56	6.79	20.35	0.108	< 2
			V	16.24	6.79	23.03	0.201	< 2
	16QAM	1850.7	H	12.38	6.33	18.71	0.074	< 2
			V	15.34	6.33	21.67	0.147	< 2
		1880.0	H	11.88	6.54	18.42	0.070	< 2
			V	15.41	6.55	21.96	0.157	< 2
		1909.3	H	12.53	6.79	19.32	0.086	< 2
			V	15.09	6.79	21.88	0.154	< 2
3 MHz	QPSK	1851.5	H	13.84	6.33	20.17	0.104	< 2
			V	17.03	6.33	**23.36**	**0.217**	< 2
		1880.0	H	13.88	6.55	20.43	0.110	< 2
			V	16.46	6.55	23.01	0.200	< 2
		1908.5	H	12.53	6.77	19.30	0.085	< 2
			V	16.31	6.77	23.08	0.203	< 2
	16QAM	1851.5	H	12.28	6.34	18.62	0.073	< 2
			V	15.01	6.33	21.34	0.136	< 2
		1880.0	H	12.24	6.55	18.79	0.076	< 2
			V	14.70	6.55	21.25	0.133	< 2
		1908.5	H	11.90	6.76	18.66	0.073	< 2
			V	14.37	6.77	21.14	0.130	< 2
5 MHz	QPSK	1852.5	H	14.48	6.33	20.81	0.121	< 2
			V	17.00	6.33	**23.33**	**0.215**	< 2
		1880.0	H	13.90	6.54	20.44	0.111	< 2
			V	16.41	6.54	22.95	0.197	< 2
		1907.5	H	13.66	6.75	20.41	0.110	< 2
			V	16.27	6.75	23.02	0.200	< 2
	16QAM	1852.5	H	12.98	6.33	19.31	0.085	< 2
			V	15.79	6.33	22.12	0.163	< 2
		1880.0	H	12.64	6.54	19.18	0.083	< 2
			V	15.32	6.54	21.86	0.153	< 2
		1907.5	H	12.55	6.75	19.30	0.085	< 2
			V	14.76	6.75	21.51	0.142	< 2

LTE Band 2								
Channel Bandwidth	Modulation	Frequency (MHz)	Ant. Polar.	Read Level (dBm)	Correction Factor (dBm)	E.I.R.P.		Limit (W)
						(dBm)	(W)	
10 M	QPSK	1855.0	H	14.35	6.34	20.69	0.117	< 2
			V	17.17	6.33	**23.50**	**0.224**	< 2
		1880.0	H	13.58	6.53	20.11	0.103	< 2
			V	16.33	6.53	22.86	0.193	< 2
		1905.0	H	13.58	6.71	20.29	0.107	< 2
			V	16.48	6.72	23.20	0.209	< 2
	16QAM	1855.0	H	12.86	6.33	19.19	0.083	< 2
			V	16.02	6.33	22.35	0.172	< 2
		1880.0	H	12.14	6.53	18.67	0.074	< 2
			V	14.79	6.53	21.32	0.136	< 2
		1905.0	H	12.17	6.72	18.89	0.077	< 2
			V	15.12	6.71	21.83	0.152	< 2
15 MHz	QPSK	1857.5	H	13.85	6.34	20.19	0.104	< 2
			V	17.18	6.34	**23.52**	**0.225**	< 2
		1880.0	H	13.75	6.52	20.27	0.106	< 2
			V	16.45	6.51	22.96	0.198	< 2
		1902.5	H	12.58	6.69	19.27	0.085	< 2
			V	16.35	6.69	23.04	0.201	< 2
	16QAM	1857.5	H	12.43	6.34	18.77	0.075	< 2
			V	15.64	6.34	21.98	0.158	< 2
		1880.0	H	12.36	6.51	18.87	0.077	< 2
			V	14.91	6.52	21.43	0.139	< 2
		1902.5	H	11.51	6.68	18.19	0.066	< 2
			V	15.23	6.68	21.91	0.155	< 2
20 MHz	QPSK	1860.0	H	13.96	6.34	20.30	0.107	< 2
			V	17.19	6.34	**23.53**	**0.225**	< 2
		1880.0	H	13.53	6.49	20.02	0.100	< 2
			V	16.48	6.49	22.97	0.198	< 2
		1900.0	H	13.82	6.64	20.46	0.111	< 2
			V	16.47	6.64	23.11	0.205	< 2
	16QAM	1860.0	H	12.56	6.34	18.90	0.078	< 2
			V	15.79	6.34	22.13	0.163	< 2
		1880.0	H	12.65	6.49	19.14	0.082	< 2
			V	15.09	6.49	21.58	0.144	< 2
		1900.0	H	12.68	6.64	19.32	0.086	< 2
			V	15.28	6.64	21.92	0.156	< 2

LTE Band 4								
Channel Bandwidth	Modulation	Frequency (MHz)	Ant. Polar.	Read Level (dBm)	Correction Factor (dBm)	E.I.R.P.		Limit (W)
						(dBm)	(W)	
1.4 M	QPSK	1710.7	H	16.30	5.26	21.56	0.143	< 1
			V	18.07	5.26	**23.33**	**0.215**	< 1
		1732.5	H	15.28	5.44	20.72	0.118	< 1
			V	17.69	5.43	23.12	0.205	< 1
		1754.3	H	14.75	5.59	20.34	0.108	< 1
			V	17.43	5.59	23.02	0.200	< 1
	16QAM	1710.7	H	14.85	5.26	20.11	0.103	< 1
			V	16.82	5.26	22.08	0.161	< 1
		1732.5	H	13.81	5.43	19.24	0.084	< 1
			V	16.49	5.43	21.92	0.156	< 1
		1754.3	H	13.42	5.60	19.02	0.080	< 1
			V	16.27	5.59	21.86	0.153	< 1
3 MHz	QPSK	1711.5	H	16.11	5.26	21.37	0.137	< 1
			V	17.92	5.26	**23.18**	**0.208**	< 1
		1732.5	H	15.37	5.43	20.80	0.120	< 1
			V	17.74	5.42	23.16	0.207	< 1
		1753.5	H	15.57	5.58	21.15	0.130	< 1
			V	17.49	5.58	23.07	0.203	< 1
	16QAM	1711.5	H	14.53	5.26	19.79	0.095	< 1
			V	16.76	5.26	22.02	0.159	< 1
		1732.5	H	14.21	5.43	19.64	0.092	< 1
			V	16.46	5.43	21.89	0.155	< 1
		1753.5	H	14.27	5.58	19.85	0.097	< 1
			V	15.70	5.58	21.28	0.134	< 1
5 MHz	QPSK	1712.5	H	16.05	5.26	21.31	0.135	< 1
			V	17.96	5.26	**23.22**	**0.210**	< 1
		1732.5	H	15.40	5.41	20.81	0.121	< 1
			V	17.67	5.41	23.08	0.203	< 1
		1752.5	H	15.57	5.57	21.14	0.130	< 1
			V	17.40	5.57	22.97	0.198	< 1
	16QAM	1712.5	H	14.53	5.26	19.79	0.095	< 1
			V	16.62	5.26	21.88	0.154	< 1
		1732.5	H	14.37	5.41	19.78	0.095	< 1
			V	16.06	5.41	21.47	0.140	< 1
		1752.5	H	13.71	5.57	19.28	0.085	< 1
			V	15.89	5.57	21.46	0.140	< 1

LTE Band 4								
Channel Bandwidth	Modulation	Frequency (MHz)	Ant. Polar.	Read Level (dBm)	Correction Factor (dBm)	E.I.R.P.		Limit (W)
						(dBm)	(W)	
10 M	QPSK	1715.0	H	15.84	5.26	21.10	0.129	< 1
			V	18.02	5.26	**23.28**	**0.213**	< 1
		1732.5	H	15.89	5.39	21.28	0.134	< 1
			V	17.76	5.39	23.15	0.207	< 1
		1750.0	H	15.96	5.54	21.50	0.141	< 1
			V	17.57	5.54	23.11	0.205	< 1
	16QAM	1715.0	H	14.65	5.27	19.92	0.098	< 1
			V	16.49	5.27	21.76	0.150	< 1
		1732.5	H	13.86	5.39	19.25	0.084	< 1
			V	16.09	5.39	21.48	0.141	< 1
		1750.0	H	13.88	5.54	19.42	0.087	< 1
			V	16.15	5.54	21.69	0.148	< 1
15 MHz	QPSK	1717.5	H	15.94	5.27	21.21	0.132	< 1
			V	17.82	5.27	23.09	0.204	< 1
		1732.5	H	15.89	5.38	21.27	0.134	< 1
			V	17.82	5.38	**23.20**	**0.209**	< 1
		1747.5	H	15.36	5.49	20.85	0.122	< 1
			V	17.58	5.49	23.07	0.203	< 1
	16QAM	1717.5	H	14.51	5.27	19.78	0.095	< 1
			V	15.78	5.27	21.05	0.127	< 1
		1732.5	H	14.52	5.38	19.90	0.098	< 1
			V	15.73	5.38	21.11	0.129	< 1
		1747.5	H	14.27	5.49	19.76	0.095	< 1
			V	15.89	5.49	21.38	0.137	< 1
20 MHz	QPSK	1720.0	H	15.82	5.27	21.09	0.129	< 1
			V	18.11	5.27	**23.38**	**0.218**	< 1
		1732.5	H	15.80	5.37	21.17	0.131	< 1
			V	17.84	5.37	23.21	0.209	< 1
		1745.0	H	15.83	5.45	21.28	0.134	< 1
			V	16.57	5.46	22.03	0.160	< 1
	16QAM	1720.0	H	14.40	5.27	19.67	0.093	< 1
			V	16.12	5.27	21.39	0.138	< 1
		1732.5	H	14.15	5.36	19.51	0.089	< 1
			V	16.07	5.36	21.43	0.139	< 1
		1745.0	H	13.87	5.45	19.32	0.086	< 1
			V	16.15	5.45	21.60	0.145	< 1

LTE Band 5								
Channel Bandwidth	Modulation	Frequency (MHz)	Ant. Polar.	Read Level (dBm)	Correction Factor (dBm)	E.R.P. (dBm)	E.R.P. (W)	Limit (W)
1.4 M	QPSK	824.7	H	9.55	10.81	20.36	0.109	< 7
			V	12.04	10.81	**22.85**	**0.193**	< 7
		836.5	H	9.37	10.82	20.19	0.104	< 7
			V	11.98	10.82	22.80	0.191	< 7
		848.3	H	9.31	10.90	20.21	0.105	< 7
			V	11.53	10.90	22.43	0.175	< 7
	16QAM	824.7	H	8.37	10.81	19.18	0.083	< 7
			V	10.55	10.82	21.37	0.137	< 7
		836.5	H	8.28	10.82	19.10	0.081	< 7
			V	10.84	10.82	21.66	0.147	< 7
		848.3	H	8.61	10.90	19.51	0.089	< 7
			V	10.43	10.90	21.33	0.136	< 7
3 MHz	QPSK	825.5	H	9.98	10.81	20.79	0.120	< 7
			V	11.81	10.81	22.62	0.183	< 7
		836.5	H	10.11	10.81	20.92	0.124	< 7
			V	12.05	10.81	**22.86**	**0.193**	< 7
		847.5	H	10.07	10.87	20.94	0.124	< 7
			V	11.97	10.87	22.84	0.192	< 7
	16QAM	825.5	H	8.54	10.81	19.35	0.086	< 7
			V	10.51	10.82	21.33	0.136	< 7
		836.5	H	8.76	10.81	19.57	0.091	< 7
			V	10.84	10.81	21.65	0.146	< 7
		847.5	H	8.73	10.87	19.60	0.091	< 7
			V	10.75	10.87	21.62	0.145	< 7
5 MHz	QPSK	826.5	H	10.05	10.82	20.87	0.122	< 7
			V	11.99	10.82	22.81	0.191	< 7
		836.5	H	10.08	10.82	20.90	0.123	< 7
			V	11.92	10.82	22.74	0.188	< 7
		846.5	H	9.85	10.85	20.70	0.117	< 7
			V	11.99	10.86	**22.85**	**0.193**	< 7
	16QAM	826.5	H	8.62	10.82	19.44	0.088	< 7
			V	10.87	10.81	21.68	0.147	< 7
		836.5	H	8.89	10.82	19.71	0.094	< 7
			V	10.76	10.82	21.58	0.144	< 7
		846.5	H	8.58	10.86	19.44	0.088	< 7
			V	10.88	10.86	21.74	0.149	< 7

LTE Band 5								
Channel Bandwidth	Modulation	Frequency (MHz)	Ant. Polar.	Read Level (dBm)	Correction Factor (dBm)	E.R.P.		Limit (W)
						(dBm)	(W)	
10 M	QPSK	829.0	H	10.06	10.82	20.88	0.122	< 7
			V	12.15	10.82	**22.97**	**0.198**	< 7
		836.5	H	10.01	10.81	20.82	0.121	< 7
			V	11.64	10.81	22.45	0.176	< 7
		844.0	H	10.09	10.82	20.91	0.123	< 7
			V	12.12	10.82	22.94	0.197	< 7
	16QAM	829.0	H	8.94	10.82	19.76	0.095	< 7
			V	10.96	10.82	21.78	0.151	< 7
		836.5	H	8.86	10.81	19.67	0.093	< 7
			V	10.47	10.81	21.28	0.134	< 7
		844.0	H	8.69	10.82	19.51	0.089	< 7
			V	10.98	10.82	21.80	0.151	< 7

LTE Band 7								
Channel Bandwidth	Modulation	Frequency (MHz)	Ant. Polar.	Read Level (dBm)	Correction Factor (dBm)	E.I.R.P.		Limit (W)
						(dBm)	(W)	
5 M	QPSK	2502.5	H	11.42	10.16	21.58	0.144	< 2
			V	13.30	10.16	**23.46**	**0.222**	< 2
		2535.0	H	10.91	10.41	21.32	0.136	< 2
			V	12.98	10.41	23.39	0.218	< 2
		2567.5	H	11.18	10.65	21.83	0.152	< 2
			V	12.42	10.65	23.07	0.203	< 2
	16QAM	2502.5	H	9.57	10.16	19.73	0.094	< 2
			V	11.14	10.16	21.30	0.135	< 2
		2535.0	H	8.83	10.41	19.24	0.084	< 2
			V	10.93	10.41	21.34	0.136	< 2
		2567.5	H	8.96	10.65	19.61	0.091	< 2
			V	11.14	10.65	21.79	0.151	< 2
10 MHz	QPSK	2502.5	H	11.06	10.16	21.22	0.132	< 2
			V	13.20	10.17	**23.37**	**0.217**	< 2
		2535.0	H	10.50	10.38	20.88	0.122	< 2
			V	12.67	10.38	23.05	0.202	< 2
		2567.5	H	10.18	10.62	20.80	0.120	< 2
			V	12.54	10.62	23.16	0.207	< 2
	16QAM	2502.5	H	9.22	10.17	19.39	0.087	< 2
			V	11.03	10.16	21.19	0.132	< 2
		2535.0	H	9.40	10.38	19.78	0.095	< 2
			V	11.34	10.38	21.72	0.149	< 2
		2567.5	H	9.15	10.62	19.77	0.095	< 2
			V	11.11	10.62	21.73	0.149	< 2
15 MHz	QPSK	2502.5	H	11.60	10.17	21.77	0.150	< 2
			V	12.96	10.17	23.13	0.206	< 2
		2535.0	H	10.30	10.38	20.68	0.117	< 2
			V	12.78	10.38	**23.16**	**0.207**	< 2
		2567.5	H	9.76	10.58	20.34	0.108	< 2
			V	12.39	10.58	22.97	0.198	< 2
	16QAM	2502.5	H	9.40	10.17	19.57	0.091	< 2
			V	10.83	10.17	21.00	0.126	< 2
		2535.0	H	8.93	10.38	19.31	0.085	< 2
			V	11.55	10.38	21.93	0.156	< 2
		2567.5	H	8.53	10.58	19.11	0.081	< 2
			V	11.25	10.58	21.83	0.152	< 2

LTE Band 7								
Channel Bandwidth	Modulation	Frequency (MHz)	Ant. Polar.	Read Level (dBm)	Correction Factor (dBm)	E.I.R.P.		Limit (W)
						(dBm)	(W)	
20 M	QPSK	2502.5	H	11.50	10.17	21.67	0.147	< 2
			V	13.04	10.17	**23.21**	**0.209**	< 2
		2535.0	H	10.46	10.36	20.82	0.121	< 2
			V	12.71	10.36	23.07	0.203	< 2
		2567.5	H	10.63	10.55	21.18	0.131	< 2
			V	12.56	10.55	23.11	0.205	< 2
	16QAM	2502.5	H	9.35	10.17	19.52	0.090	< 2
			V	11.04	10.17	21.21	0.132	< 2
		2535.0	H	9.46	10.36	19.82	0.096	< 2
			V	10.82	10.36	21.18	0.131	< 2
		2567.5	H	9.01	10.55	19.56	0.090	< 2
			V	11.29	10.55	21.84	0.153	< 2

LTE Band 12								
Channel Bandwidth	Modulation	Frequency (MHz)	Ant. Polar.	Read Level (dBm)	Correction Factor (dBm)	E.R.P. (dBm)	E.R.P. (W)	Limit (W)
1.4 M	QPSK	699.7	H	10.74	10.08	20.82	0.121	< 30
			V	12.60	10.09	22.69	0.186	< 30
		707.5	H	10.02	10.34	20.36	0.109	< 30
			V	12.16	10.35	22.51	0.178	< 30
		715.3	H	10.12	10.60	20.72	0.118	< 30
			V	12.15	10.60	**22.75**	**0.188**	< 30
	16QAM	699.7	H	10.74	10.08	20.82	0.121	< 30
			V	11.44	10.08	21.52	0.142	< 30
		707.5	H	9.91	10.35	20.26	0.106	< 30
			V	10.92	10.34	21.26	0.134	< 30
		715.3	H	9.83	10.60	20.43	0.110	< 30
			V	10.94	10.59	21.53	0.142	< 30
3 MHz	QPSK	699.7	H	10.38	10.08	20.46	0.111	< 30
			V	12.27	10.08	22.35	0.172	< 30
		707.5	H	10.36	10.31	20.67	0.117	< 30
			V	12.29	10.33	**22.62**	**0.183**	< 30
		715.3	H	10.30	10.54	20.84	0.121	< 30
			V	12.04	10.55	22.59	0.182	< 30
	16QAM	699.7	H	9.06	10.10	19.16	0.082	< 30
			V	11.12	10.09	21.21	0.132	< 30
		707.5	H	9.00	10.33	19.33	0.086	< 30
			V	11.02	10.32	21.34	0.136	< 30
		715.3	H	9.12	10.55	19.67	0.093	< 30
			V	10.84	10.54	21.38	0.137	< 30
5 MHz	QPSK	699.7	H	10.54	10.09	20.63	0.116	< 30
			V	12.29	10.09	22.38	0.173	< 30
		707.5	H	10.52	10.30	20.82	0.121	< 30
			V	12.52	10.29	**22.81**	**0.191**	< 30
		715.3	H	10.16	10.49	20.65	0.116	< 30
			V	12.25	10.48	22.73	0.187	< 30
	16QAM	699.7	H	9.50	10.10	19.60	0.091	< 30
			V	11.26	10.09	21.35	0.136	< 30
		707.5	H	9.13	10.28	19.41	0.087	< 30
			V	10.97	10.29	21.26	0.134	< 30
		715.3	H	9.04	10.49	19.53	0.090	< 30
			V	11.40	10.49	21.89	0.155	< 30

LTE Band 12								
Channel Bandwidth	Modulation	Frequency (MHz)	Ant. Polar.	Read Level (dBm)	Correction Factor (dBm)	E.R.P.		Limit (W)
						(dBm)	(W)	
10 M	QPSK	699.7	H	10.78	10.10	20.88	0.122	< 30
			V	12.79	10.10	**22.89**	**0.195**	< 30
		707.5	H	10.19	10.20	20.39	0.109	< 30
			V	12.15	10.20	22.35	0.172	< 30
		715.3	H	10.05	10.33	20.38	0.109	< 30
			V	12.39	10.33	22.72	0.187	< 30
	16QAM	699.7	H	11.02	10.09	21.11	0.129	< 30
			V	11.72	10.09	21.81	0.152	< 30
		707.5	H	9.49	10.20	19.69	0.093	< 30
			V	11.35	10.20	21.55	0.143	< 30
		715.3	H	9.14	10.33	19.47	0.089	< 30
			V	11.01	10.33	21.34	0.136	< 30

LTE Band 13								
Channel Bandwidth	Modulation	Frequency (MHz)	Ant. Polar.	Read Level (dBm)	Correction Factor (dBm)	E.R.P.		Limit (W)
						(dBm)	(W)	
5 M	QPSK	779.5	H	9.59	11.03	20.62	0.115	< 30
			V	11.87	11.02	**22.89**	**0.195**	< 30
		782.0	H	9.89	11.04	20.93	0.124	< 30
			V	11.71	11.05	22.76	0.189	< 30
		784.5	H	9.81	11.10	20.91	0.123	< 30
			V	11.62	11.10	22.72	0.187	< 30
	16QAM	779.5	H	8.28	11.02	19.30	0.085	< 30
			V	10.83	11.02	21.85	0.153	< 30
		782.0	H	8.69	11.04	19.73	0.094	< 30
			V	10.75	11.05	21.80	0.151	< 30
		784.5	H	8.81	11.10	19.91	0.098	< 30
			V	10.47	11.10	21.57	0.144	< 30
10 MHz	QPSK	782.0	H	9.76	11.03	20.79	0.120	< 30
			V	11.74	11.03	**22.77**	**0.189**	< 30
	16QAM	782.0	H	8.72	11.03	19.75	0.094	< 30
			V	10.46	11.03	21.49	0.141	< 30

LTE Band 17								
Channel Bandwidth	Modulation	Frequency (MHz)	Ant. Polar.	Read Level (dBm)	Correction Factor (dBm)	E.R.P.		Limit (W)
						(dBm)	(W)	
5 M	QPSK	706.5	H	10.29	10.27	20.56	0.114	< 30
			V	12.60	10.27	**22.87**	**0.194**	< 30
		710.0	H	10.36	10.36	20.72	0.118	< 30
			V	12.29	10.36	22.65	0.184	< 30
		713.5	H	9.98	10.49	20.47	0.111	< 30
			V	12.03	10.48	22.51	0.178	< 30
	16QAM	706.5	H	9.15	10.26	19.41	0.087	< 30
			V	11.28	10.26	21.54	0.143	< 30
		710.0	H	9.15	10.37	19.52	0.090	< 30
			V	11.22	10.36	21.58	0.144	< 30
		713.5	H	8.96	10.47	19.43	0.088	< 30
			V	11.40	10.49	21.89	0.155	< 30
10 MHz	QPSK	706.5	H	10.60	10.26	20.86	0.122	< 30
			V	12.36	10.27	22.63	0.183	< 30
		710.0	H	10.55	10.30	20.85	0.122	< 30
			V	12.36	10.29	22.65	0.184	< 30
		713.5	H	10.25	10.33	20.58	0.114	< 30
			V	12.44	10.33	**22.77**	**0.189**	< 30
	16QAM	706.5	H	9.66	10.27	19.93	0.098	< 30
			V	11.17	10.27	21.44	0.139	< 30
		710.0	H	9.39	10.29	19.68	0.093	< 30
			V	11.22	10.30	21.52	0.142	< 30
		713.5	H	8.86	10.33	19.19	0.083	< 30
			V	11.24	10.33	21.57	0.144	< 30

4 Frequency Stability Test

4.1. Limit

According to the FCC rule shall be tested the frequency stability. The rule is defined that" The frequency stability shall be sufficient to ensure that the fundamental emissions stay within the authorized bands of operation. The test extreme voltage is according to the 2.1055(d)(1) Vary primary supply voltage from 85 to 115 percent of the nominal value for other than hand carried battery equipment and the extreme temperature rule is comply with the 2.1055(a)(1) -30℃ ~ 50℃.

4.2. Test Instruments

Equipment	Manufacturer	Model No.	Serial No.	Cal. Date	Remark
Wideband Radio Communication Test	R & S	CMW500	103168	11/05/2013	(1)
Temperature & Humidity Chamber	TAICHY	MHU-225LA	980729	08/14/2014	(1)
Test Site	ATL	TE05	TE05	N.C.R.	-----

Remark: (1) Calibration period 1 year. (2) Calibration period 2 years.

Note: N.C.R. = No Calibration Request.

4.3. Setup

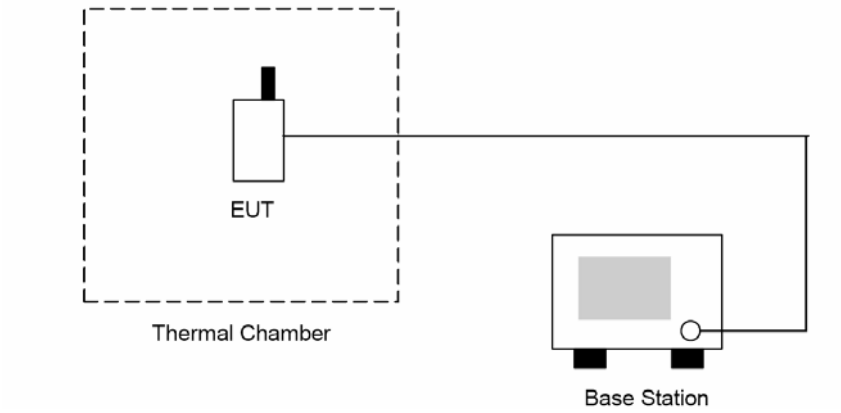

4.4. Test Procedure

The measurement is made according to FCC rules:

1. The EUT and test equipment were set up as shown on the following section.
2. With all power removed, the temperature was decreased to -30℃ and permitted to stabilize for three hours. Power was applied and the maximum change in frequency was note within one minute.
3. With power OFF, the temperature was raised in 10℃ steps. The sample was permitted to stabilize at each step for at least one-half hour. Power was applied and the maximum frequency change was noted within one minute.
4. The EUT was placed in a temperature chamber at 25±5 ℃ and connected as the following section.
5. The power supply voltage to the EUT was varied from BEP to 115% of the nominal value measured at the input to the EUT.
6. The temperature tests were performed for the worst case.
7. Test data was recorded.

4.5. Uncertainty

The measurement uncertainty is defined as for Frequency Stability measurement is ± 10Hz.

4.6. Test Result

Model Number	AC785S-500		
Test Item	Frequency Stability		
Date of Test	09/19/2014	Test Site	TE05

LTE Band 2 _ QPSK						
Voltage						
Channel Bandwidth	Frequency (MHz)	Voltage [Vdc]	Temperature (℃)	Deviation (Hz)	Deviation (ppm)	Limit (ppm)
20 MHz	1880.0	4.25	20	-2	-0.001	± 2.5
		3.70	20	6	0.003	± 2.5
		3.60	20	3	0.002	± 2.5
Temperature						
Channel Bandwidth	Frequency (MHz)	Voltage [Vdc]	Temperature (℃)	Deviation (Hz)	Deviation (ppm)	Limit (ppm)
20 MHz	1880.0	3.70	-30	-4	-0.002	± 2.5
		3.70	-20	-2	-0.001	± 2.5
		3.70	-10	1	0.001	± 2.5
		3.70	0	3	0.002	± 2.5
		3.70	10	5	0.003	± 2.5
		3.70	20	-3	-0.002	± 2.5
		3.70	30	-6	-0.003	± 2.5
		3.70	40	-9	-0.005	± 2.5
		3.70	50	-3	-0.002	± 2.5

LTE Band 4 _ QPSK						
Voltage						
Channel Bandwidth	Frequency (MHz)	Voltage [Vdc]	Temperature (℃)	Deviation (Hz)	Deviation (ppm)	Limit (ppm)
20 MHz	1732.5	4.25	20	-10	-0.006	± 2.5
		3.70	20	3	0.002	± 2.5
		3.60	20	-5	-0.003	± 2.5
Temperature						
Channel Bandwidth	Frequency (MHz)	Voltage [Vdc]	Temperature (℃)	Deviation (Hz)	Deviation (ppm)	Limit (ppm)
20 MHz	1732.5	3.70	-30	-11	-0.006	± 2.5
		3.70	-20	-6	-0.003	± 2.5
		3.70	-10	-1	-0.001	± 2.5
		3.70	0	13	0.008	± 2.5
		3.70	10	1	0.001	± 2.5
		3.70	20	12	0.007	± 2.5
		3.70	30	-5	-0.003	± 2.5
		3.70	40	-10	-0.006	± 2.5
		3.70	50	-1	-0.001	± 2.5

LTE Band 5 _ QPSK						
Voltage						
Channel Bandwidth	Frequency (MHz)	Voltage [Vdc]	Temperature (℃)	Deviation (Hz)	Deviation (ppm)	Limit (ppm)
10 MHz	836.5	4.25	20	-1	-0.001	± 2.5
		3.70	20	-2	-0.002	± 2.5
		3.60	20	-7	-0.008	± 2.5
Temperature						
Channel Bandwidth	Frequency (MHz)	Voltage [Vdc]	Temperature (℃)	Deviation (Hz)	Deviation (ppm)	Limit (ppm)
10 MHz	836.5	3.70	-30	-2	-0.002	± 2.5
		3.70	-20	0	0.000	± 2.5
		3.70	-10	11	0.013	± 2.5
		3.70	0	5	0.006	± 2.5
		3.70	10	7	0.008	± 2.5
		3.70	20	8	0.010	± 2.5
		3.70	30	3	0.004	± 2.5
		3.70	40	-1	-0.001	± 2.5
		3.70	50	-6	-0.007	± 2.5

LTE Band 7 _ QPSK						
Voltage						
Channel Bandwidth	Frequency (MHz)	Voltage [Vdc]	Temperature (℃)	Deviation (Hz)	Deviation (ppm)	Limit (ppm)
20 MHz	2535.0	4.25	20	5	0.002	± 2.5
		3.70	20	5	0.002	± 2.5
		3.60	20	6	0.002	± 2.5
Temperature						
Channel Bandwidth	Frequency (MHz)	Voltage [Vdc]	Temperature (℃)	Deviation (Hz)	Deviation (ppm)	Limit (ppm)
20 MHz	2535.0	3.70	-30	-3	-0.001	± 2.5
		3.70	-20	-11	-0.004	± 2.5
		3.70	-10	10	0.004	± 2.5
		3.70	0	-3	-0.001	± 2.5
		3.70	10	1	0.000	± 2.5
		3.70	20	10	0.004	± 2.5
		3.70	30	-1	0.000	± 2.5
		3.70	40	-14	-0.006	± 2.5
		3.70	50	-4	-0.002	± 2.5

LTE Band 12 _ QPSK						
Voltage						
Channel Bandwidth	Frequency (MHz)	Voltage [Vdc]	Temperature (℃)	Deviation (Hz)	Deviation (ppm)	Limit (ppm)
10 MHz	707.5	4.25	20	2	0.003	± 2.5
		3.70	20	3	0.004	± 2.5
		3.60	20	-3	-0.004	± 2.5
Temperature						
Channel Bandwidth	Frequency (MHz)	Voltage [Vdc]	Temperature (℃)	Deviation (Hz)	Deviation (ppm)	Limit (ppm)
10 MHz	707.5	3.70	-30	-7	-0.010	± 2.5
		3.70	-20	-7	-0.010	± 2.5
		3.70	-10	-3	-0.004	± 2.5
		3.70	0	-1	-0.001	± 2.5
		3.70	10	-4	-0.006	± 2.5
		3.70	20	-5	-0.007	± 2.5
		3.70	30	-12	-0.017	± 2.5
		3.70	40	4	0.006	± 2.5
		3.70	50	-4	-0.006	± 2.5

LTE Band 13 _ QPSK						
Voltage						
Channel Bandwidth	Frequency (MHz)	Voltage [Vdc]	Temperature (℃)	Deviation (Hz)	Deviation (ppm)	Limit (ppm)
10 MHz	782.0	4.25	20	-3	-0.004	± 2.5
		3.70	20	-10	-0.013	± 2.5
		3.60	20	-6	-0.008	± 2.5
Temperature						
Channel Bandwidth	Frequency (MHz)	Voltage [Vdc]	Temperature (℃)	Deviation (Hz)	Deviation (ppm)	Limit (ppm)
10 MHz	782.0	3.70	-30	-2	-0.003	± 2.5
		3.70	-20	-3	-0.004	± 2.5
		3.70	-10	-7	-0.009	± 2.5
		3.70	0	11	0.014	± 2.5
		3.70	10	10	0.013	± 2.5
		3.70	20	-5	-0.006	± 2.5
		3.70	30	1	0.001	± 2.5
		3.70	40	-5	-0.006	± 2.5
		3.70	50	-3	-0.004	± 2.5

LTE Band 17 _ QPSK						
Voltage						
Channel Bandwidth	Frequency (MHz)	Voltage [Vdc]	Temperature (℃)	Deviation (Hz)	Deviation (ppm)	Limit (ppm)
10 MHz	710.0	4.25	20	2	0.003	± 2.5
		3.70	20	-5	-0.007	± 2.5
		3.60	20	-2	-0.003	± 2.5
Temperature						
Channel Bandwidth	Frequency (MHz)	Voltage [Vdc]	Temperature (℃)	Deviation (Hz)	Deviation (ppm)	Limit (ppm)
10 MHz	710.0	3.70	-30	-11	-0.015	± 2.5
		3.70	-20	8	0.011	± 2.5
		3.70	-10	-9	-0.013	± 2.5
		3.70	0	-4	-0.006	± 2.5
		3.70	10	5	0.007	± 2.5
		3.70	20	4	0.006	± 2.5
		3.70	30	2	0.003	± 2.5
		3.70	40	3	0.004	± 2.5
		3.70	50	-14	-0.020	± 2.5

5 Emission Bandwidth & Occupied Bandwidth Test

5.1. Limit

The width of a frequency band such that, below the lower and above the upper frequency limits, the mean powers emitted are each equal to a specified percentage 0.5 %of the total mean power of a given emission.
The emission bandwidth is defined as the width of the signal between two points, located at the 2 sides of the carrier frequency, outside of which all emissions are attenuated at least 26 dB below the transmitter power.

5.2. Test Instruments

Equipment	Manufacturer	Model No.	Serial No.	Cal. Date	Remark
Spectrum Analyzer	Agilent	E4445A	MY46181986	05/10/2014	(1)
Wideband Radio Communication Test	R & S	CMW500	103168	11/05/2013	(1)
Attenuator	RADIALL	R41572000	0603033073	N.C.R.	-----
Power divider	Agilent	87302C	3239A00760	N.C.R.	-----
Test Site	ATL	TE05	TE05	N.C.R.	-----

Remark: (1) Calibration period 1 year. (2) Calibration period 2 years.
Note: N.C.R. = No Calibration Request.

5.3. Setup

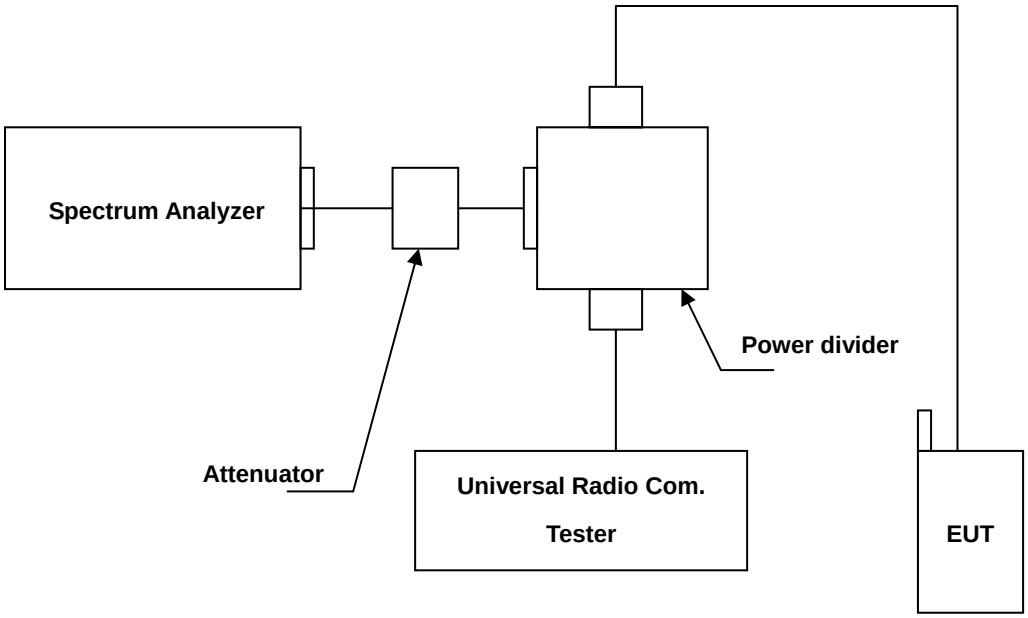

5.4. Test Procedure

The measurement is made according to FCC rules:

a. The EUT makes a phone call to the communication simulator. The power was measured with R&S Spectrum Analyzer. All measurements were done at 3 channels. (low, middle and high operational frequency range.)

b. The conducted occupied bandwidth used the power splitter via EUT RF power connector between simulation base station and spectrum analyzer.

c. The communication simulator station system controlled a EUT to export maximum output power under transmission mode and specific channel frequency. Use OBW measurement function of Spectrum analyzer to measure 99 % occupied bandwidth.

5.5. Uncertainty

The measurement uncertainty is defined as ± 10Hz

5.6. Test Result

Model Number	AC785S-500		
Test Item	Emission Bandwidth & Occupied Bandwidth		
Date of Test	09/18/2014	Test Site	TE05

LTE Band 2				
Modulation	Channel Bandwidth	Frequency (MHz)	26dB Bandwidth (MHz)	Occupied Bandwidth (MHz)
QPSK	1.4 MHz	1850.7	1.234	1.0797
		1880.0	1.250	1.0776
		1909.3	1.250	1.0760
	3 MHz	1851.5	2.934	2.6897
		1880.0	2.930	2.6820
		1908.5	2.929	2.6856
	5 MHz	1852.5	4.880	4.4794
		1880.0	4.878	4.4753
		1907.5	4.852	4.4655
	10 MHz	1855.0	9.586	8.9245
		1880.0	9.514	8.9507
		1905.0	9.537	8.9361
	15 MHz	1857.5	14.170	13.3570
		1880.0	14.090	13.3533
		1902.5	14.304	13.4150
	20 MHz	1860.0	18.790	17.8350
		1880.0	18.943	17.8364
		1900.0	18.880	17.9122
16QAM	1.4 MHz	1850.7	1.228	1.0774
		1880.0	1.233	1.0779
		1909.3	1.250	1.0784
	3 MHz	1851.5	2.911	2.6867
		1880.0	2.924	2.6863
		1908.5	2.903	2.6848
	5 MHz	1852.5	4.873	4.4691
		1880.0	4.866	4.4614
		1907.5	4.856	4.4742
	10 MHz	1855.0	9.568	8.9288
		1880.0	9.639	8.9235
		1905.0	9.508	8.9299
	15 MHz	1857.5	14.334	13.4015
		1880.0	14.405	13.3976
		1902.5	14.283	13.4219
	20 MHz	1860.0	18.893	17.7927
		1880.0	18.976	17.8463
		1900.0	18.997	17.8902

LTE Band 4				
Modulation	Channel Bandwidth	Frequency (MHz)	26dB Bandwidth (MHz)	Occupied Bandwidth (MHz)
QPSK	1.4 MHz	1710.7	1.226	1.0781
		1732.5	1.224	1.0770
		1754.3	1.283	1.0797
	3 MHz	1711.5	2.903	2.6861
		1732.5	2.917	2.6882
		1753.5	2.937	2.6535
	5 MHz	1712.5	4.836	4.4759
		1732.5	4.876	4.4734
		1752.5	4.865	4.4726
	10 MHz	1715.0	9.585	8.9383
		1732.5	9.520	8.9112
		1750.0	9.509	8.9338
	15 MHz	1717.5	14.176	13.3724
		1732.5	14.112	13.3741
		1747.5	14.339	13.3666
	20 MHz	1720.0	18.945	17.7781
		1732.5	18.968	17.9060
		1745.0	18.769	17.8235
16QAM	1.4 MHz	1710.7	1.225	1.0759
		1732.5	1.218	1.0808
		1754.3	1.270	1.0792
	3 MHz	1711.5	2.908	2.6863
		1732.5	2.950	2.6854
		1753.5	2.938	2.6910
	5 MHz	1712.5	4.905	4.4594
		1732.5	4.849	4.4791
		1752.5	4.865	4.4706
	10 MHz	1715.0	9.525	8.9349
		1732.5	9.470	8.9024
		1750.0	9.476	8.8957
	15 MHz	1717.5	14.220	13.3680
		1732.5	14.181	13.3806
		1747.5	14.204	13.3717
	20 MHz	1720.0	18.750	17.7671
		1732.5	19.026	17.8544
		1745.0	18.783	17.8002

LTE Band 5				
Modulation	Channel Bandwidth	Frequency (MHz)	26dB Bandwidth (MHz)	Occupied Bandwidth (MHz)
QPSK	1.4 MHz	824.7	1.230	1.0778
		836.5	1.226	1.0769
		848.3	1.231	1.0768
	3 MHz	825.5	2.921	2.6871
		836.5	2.901	2.6837
		847.5	2.925	2.6884
	5 MHz	826.5	4.876	4.4651
		836.5	4.878	4.4662
		846.5	4.838	4.4690
	10 MHz	829.0	9.671	8.9451
		836.5	9.580	8.9104
		844.0	9.628	8.9735
16QAM	1.4 MHz	824.7	1.225	1.0786
		836.5	1.235	1.0772
		848.3	1.227	1.0744
	3 MHz	825.5	2.920	2.6858
		836.5	2.920	2.6804
		847.5	2.924	2.6794
	5 MHz	826.5	4.888	4.4840
		836.5	4.841	4.4619
		846.5	4.828	4.4684
	10 MHz	829.0	9577	8.9572
		836.5	9.548	8.9060
		844.0	9.631	8.9504

LTE Band 7				
Modulation	Channel Bandwidth	Frequency (MHz)	26dB Bandwidth (MHz)	Occupied Bandwidth (MHz)
QPSK	5 MHz	2502.5	4.987	4.4726
		2535.0	4.872	4.4737
		2567.5	4.919	4.4843
	10 MHz	2505.0	9.712	8.9248
		2535.0	9.506	8.9029
		2565.0	9.475	8.8918
	15 MHz	2507.5	14.404	13.3729
		2535.0	14.273	13.3945
		2562.5	14.320	13.4201
	20 MHz	2510.0	18.965	17.8842
		2535.0	18.951	17.8341
		2560.0	19.029	17.8171
16QAM	5 MHz	2502.5	5.187	4.4829
		2535.0	4.896	4.4891
		2567.5	4.917	4.4677
	10 MHz	2505.0	9.544	8.9071
		2535.0	9.621	8.9361
		2565.0	9.553	8.9229
	15 MHz	2507.5	14.474	13.3948
		2535.0	14.415	13.3886
		2562.5	14.211	13.4398
	20 MHz	2510.0	19.227	17.8494
		2535.0	19.057	17.8245
		2560.0	19.060	17.8426

LTE Band 12				
Modulation	Channel Bandwidth	Frequency (MHz)	26dB Bandwidth (MHz)	Occupied Bandwidth (MHz)
QPSK	1.4 MHz	699.7	1.235	1.0782
		707.5	1.229	1.0767
		715.3	1.222	1.0788
	3 MHz	700.5	2.935	2.6927
		707.5	2.936	2.6865
		714.5	2.951	2.6962
	5 MHz	701.5	4.881	4.4820
		707.5	4.866	4.4796
		713.5	4.878	4.4702
	10 MHz	704.0	9.574	8.9336
		707.5	9.610	8.9286
		711.0	9.585	8.9465
16QAM	1.4 MHz	699.7	1.235	1.0783
		707.5	1.230	1.0787
		715.3	1.246	1.0779
	3 MHz	700.5	2.941	2.6889
		707.5	2.934	2.6876
		714.5	2.949	2.6921
	5 MHz	701.5	4.825	4.4700
		707.5	4.851	4.4695
		713.5	4.872	4.4693
	10 MHz	704.0	9.631	8.9203
		707.5	9.597	8.9309
		711.0	9.684	8.9570

LTE Band 13				
Modulation	Channel Bandwidth	Frequency (MHz)	-26dB Bandwidth (MHz)	Occupied Bandwidth (MHz)
QPSK	5 MHz	779.5	4.809	4.4653
		782.0	4.909	4.4842
		784.5	4.873	4.4696
16QAM		779.5	4.886	4.4699
		782.0	4.923	4.4755
		784.5	4.926	4.4722
QPSK	10 MHz	782.0	9.762	8.9345
16QAM		782.0	9.689	8.9410

LTE Band 17				
Modulation	Channel Bandwidth	Frequency (MHz)	-26dB Bandwidth (MHz)	Occupied Bandwidth (MHz)
QPSK	5 MHz	706.5	4.910	4.4734
		710.0	4.870	4.4724
		713.5	4.818	4.4639
16QAM		709.0	4.859	4.4766
		710.0	4.855	4.4866
		711.0	4.870	4.4458
QPSK	10 MHz	706.5	9.600	8.9558
		710.0	9.631	8.9270
		713.5	9.557	8.9102
16QAM		709.0	9.578	8.9293
		710.0	9.562	8.9210
		711.0	9.539	8.9007

5.7. Test Graphs

LTE Band 2 (Channel Bandwidth: 1.4 MHz) _ QPSK	
1850.7 MHz	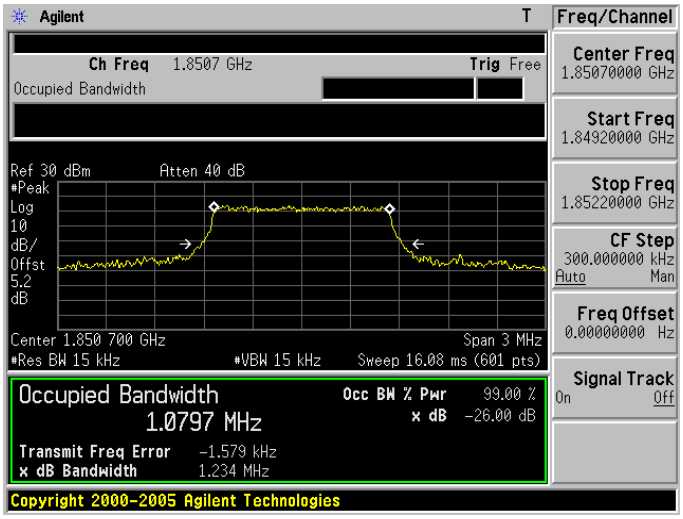
1880.0 MHz	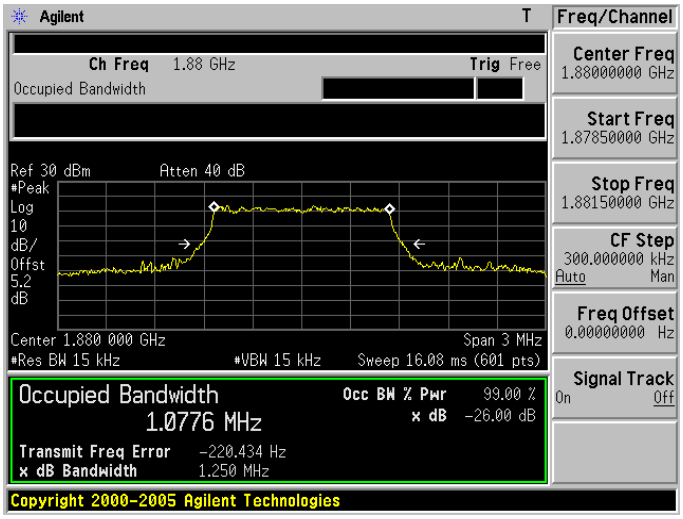
1909.3 MHz	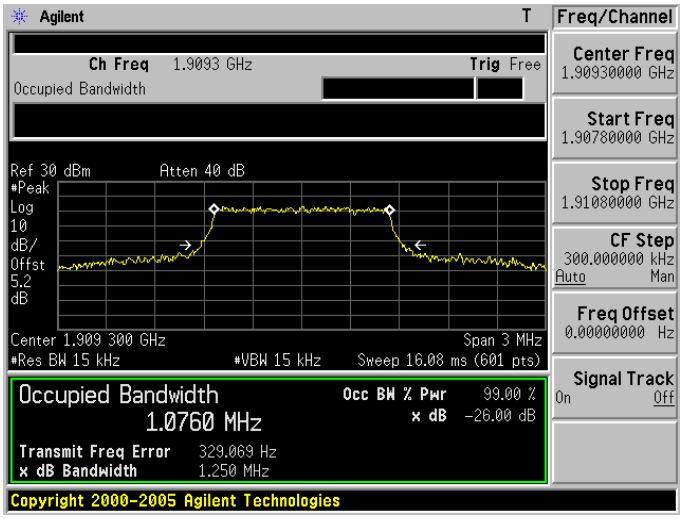

LTE Band 2 (Channel Bandwidth: 3 MHz) _ QPSK	
1851.5 MHz	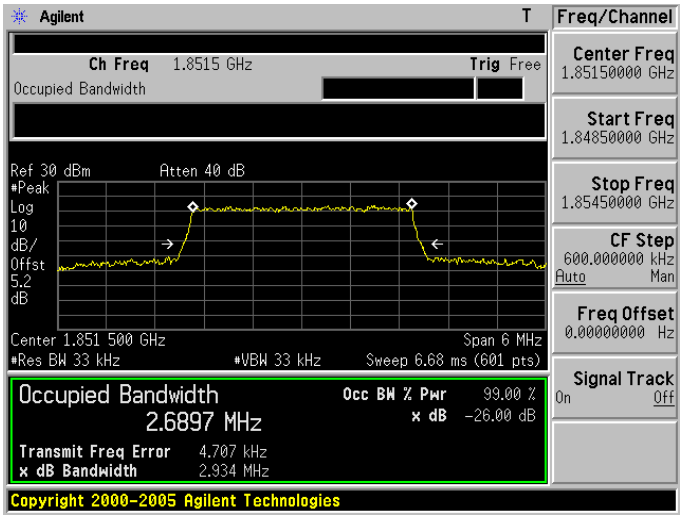
1880.0 MHz	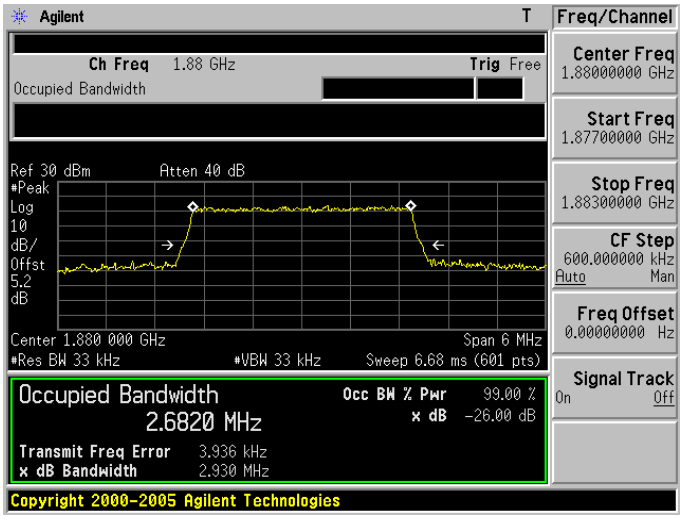
1908.5 MHz	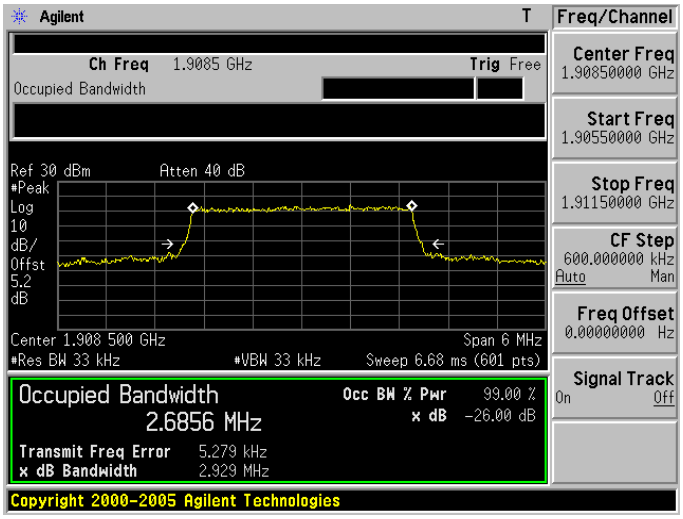

LTE Band 2 (Channel Bandwidth: 5 MHz) _ QPSK	
1852.5 MHz	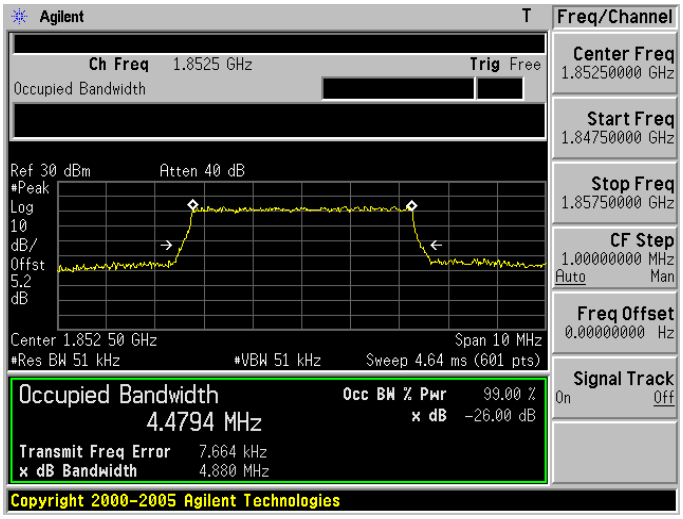
1880.0 MHz	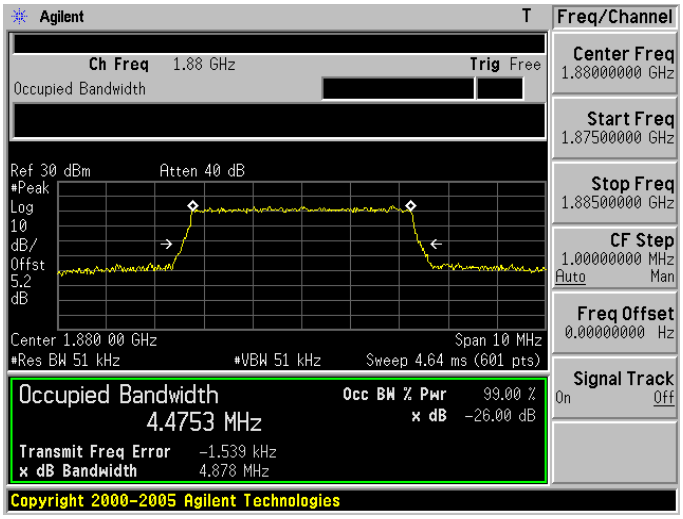
1907.5 MHz	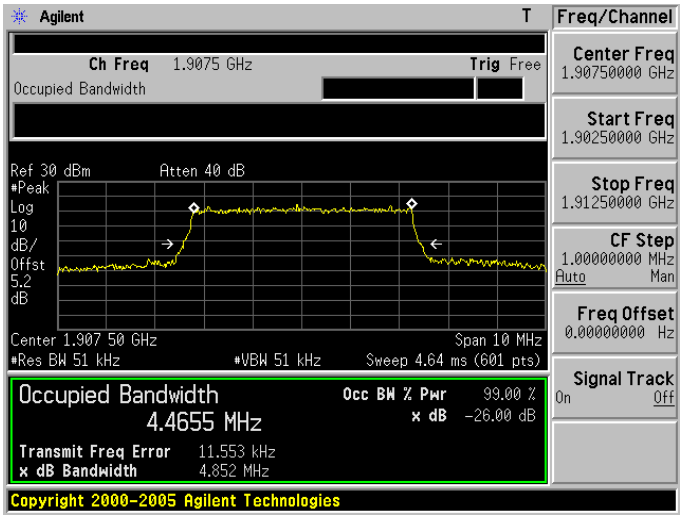

LTE Band 2 (Channel Bandwidth: 10 MHz) _ QPSK	
1855.0 MHz	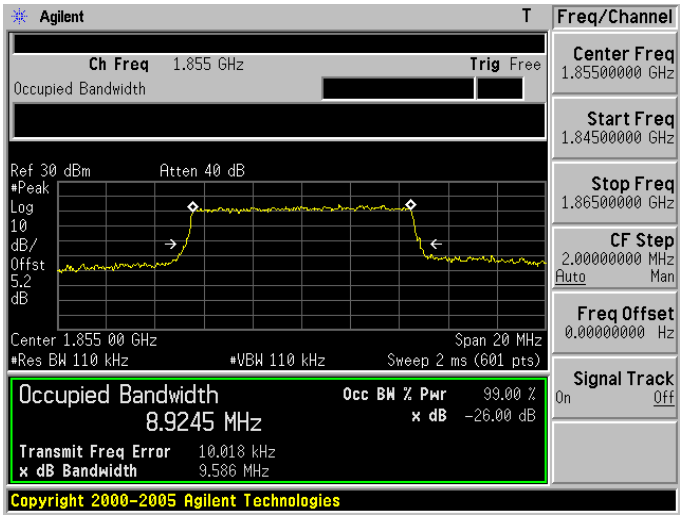
1880.0 MHz	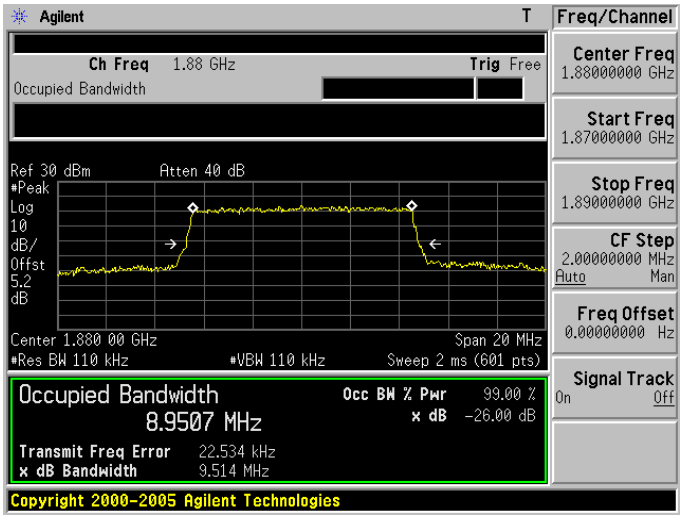
1905.0 MHz	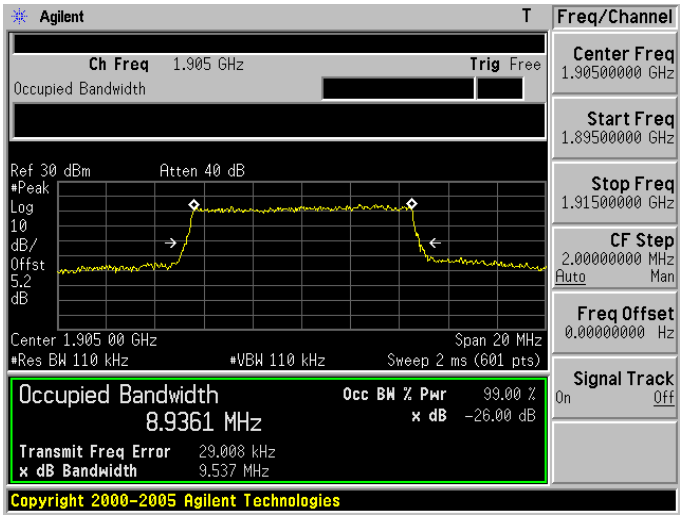

LTE Band 2 (Channel Bandwidth: 15 MHz) _ QPSK	
1857.5 MHz	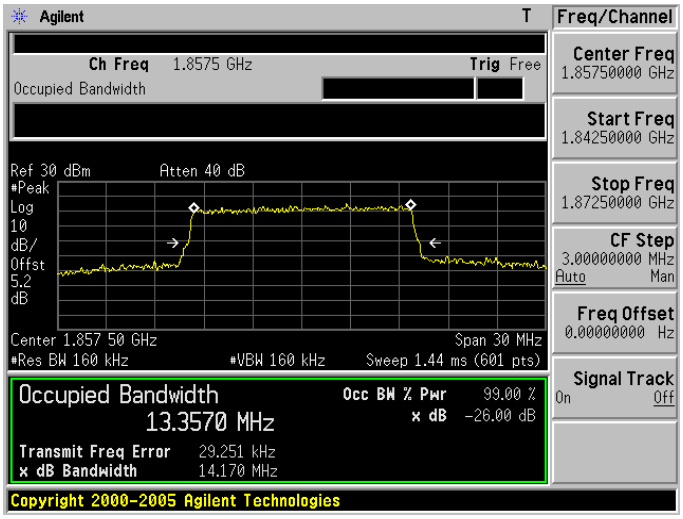
1880.0 MHz	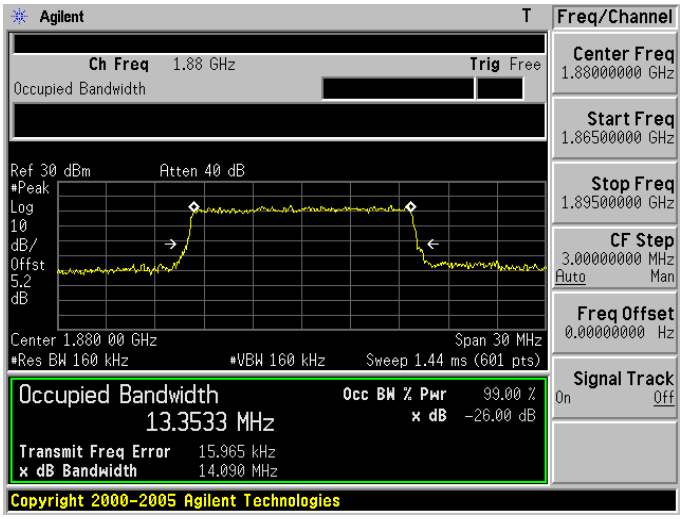
1902.5 MHz	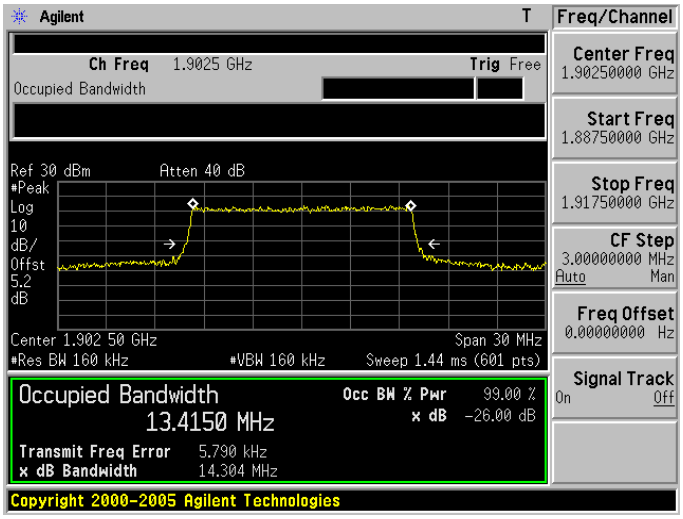

LTE Band 2 (Channel Bandwidth: 20 MHz) _ QPSK	
1860.0 MHz	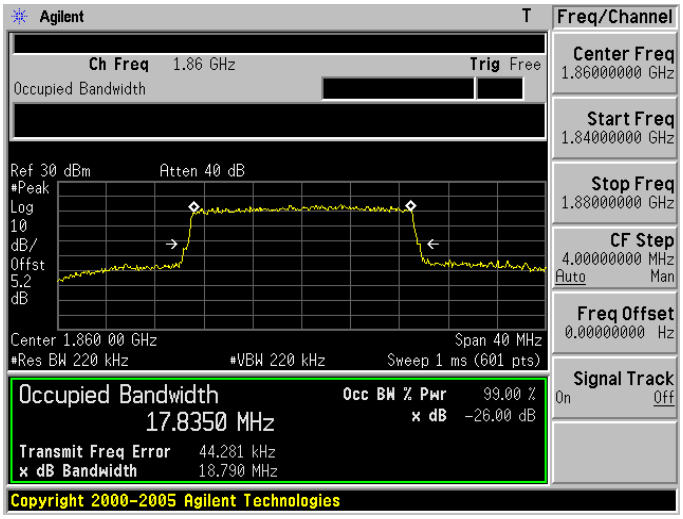
1880.0 MHz	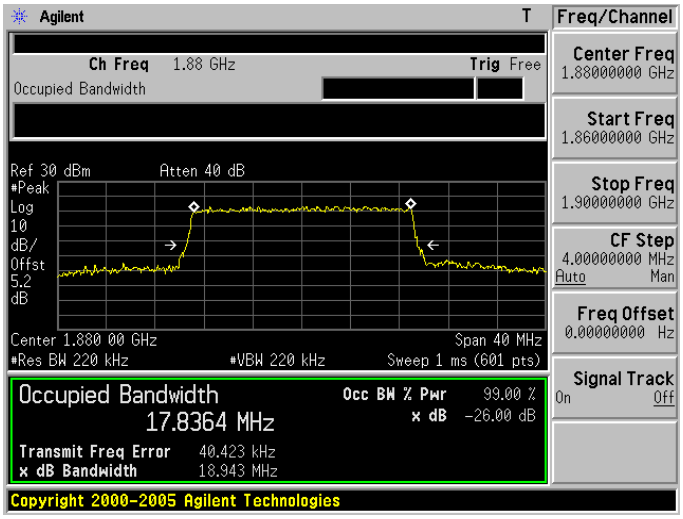
1900.0 MHz	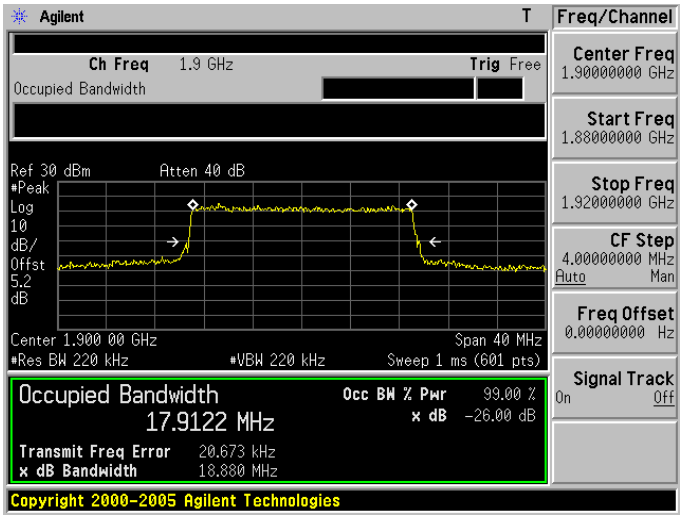

LTE Band 2 (Channel Bandwidth: 1.4 MHz) _ 16QAM	
1850.7 MHz	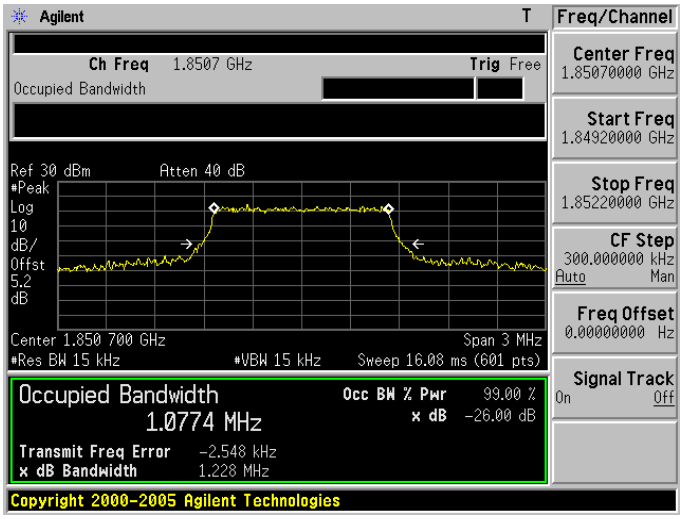
1880.0 MHz	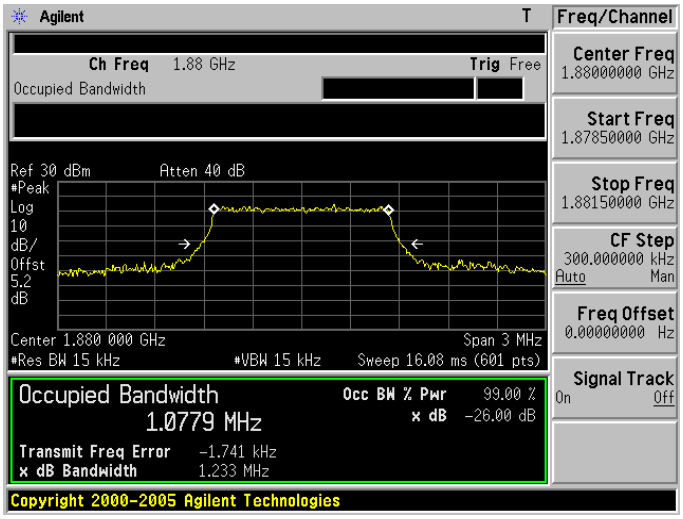
1909.3 MHz	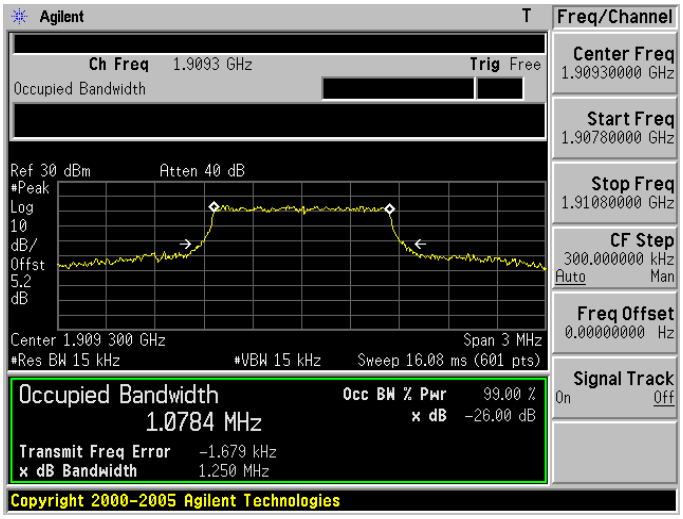

LTE Band 2 (Channel Bandwidth: 3 MHz) _ 16QAM	
1851.5 MHz	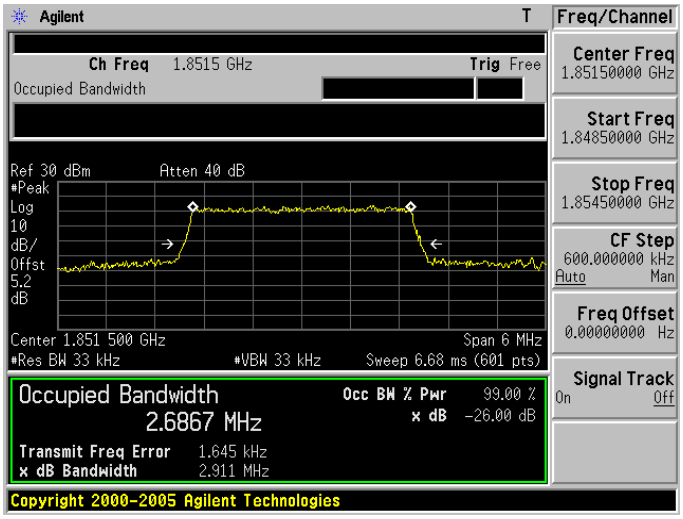
1880.0 MHz	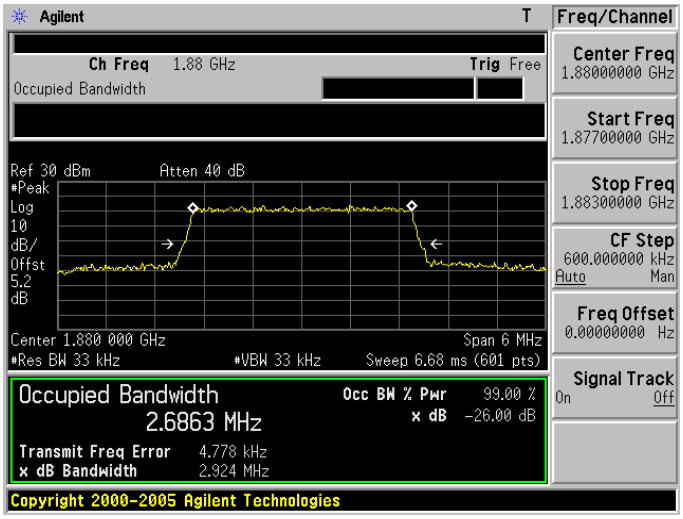
1908.5 MHz	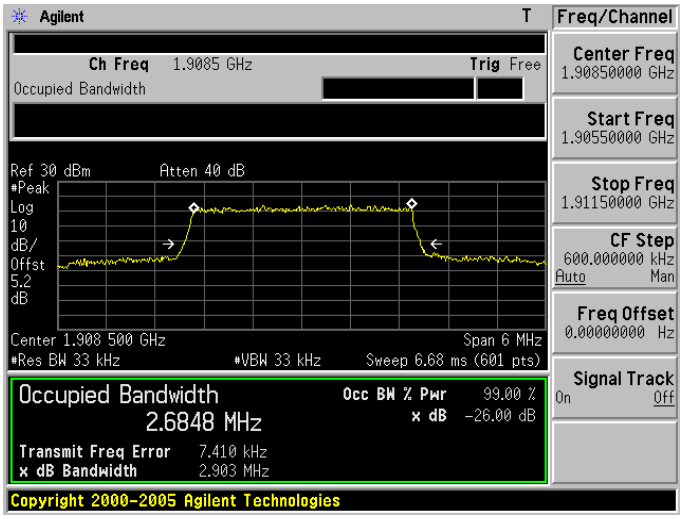

LTE Band 2 (Channel Bandwidth: 5 MHz) _ 16QAM	
1852.5 MHz	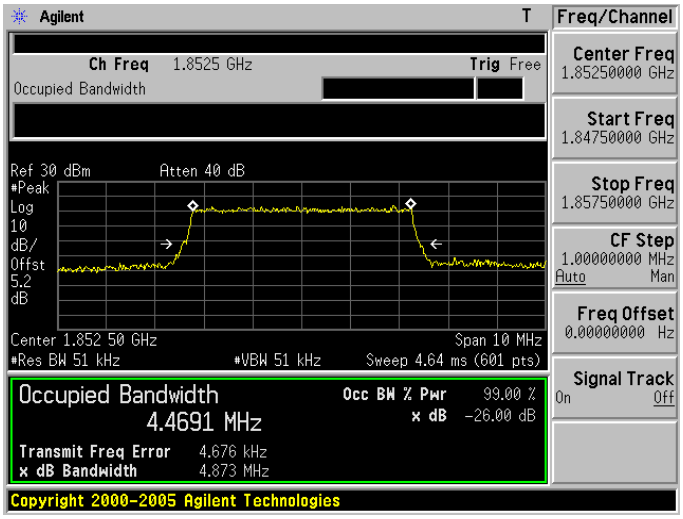
1880.0 MHz	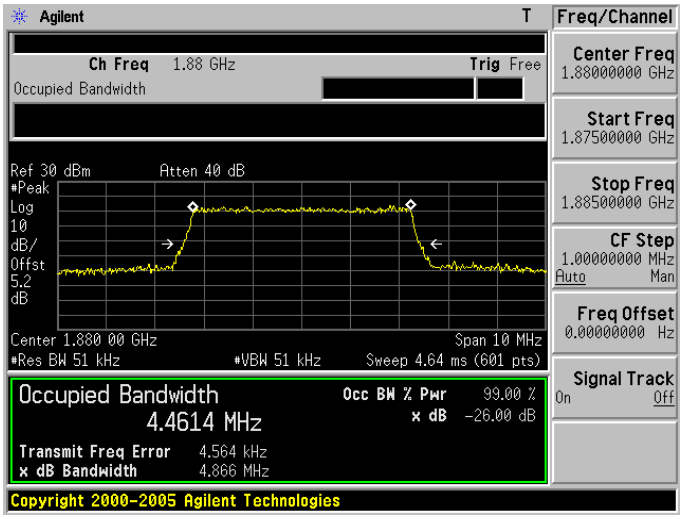
1907.5 MHz	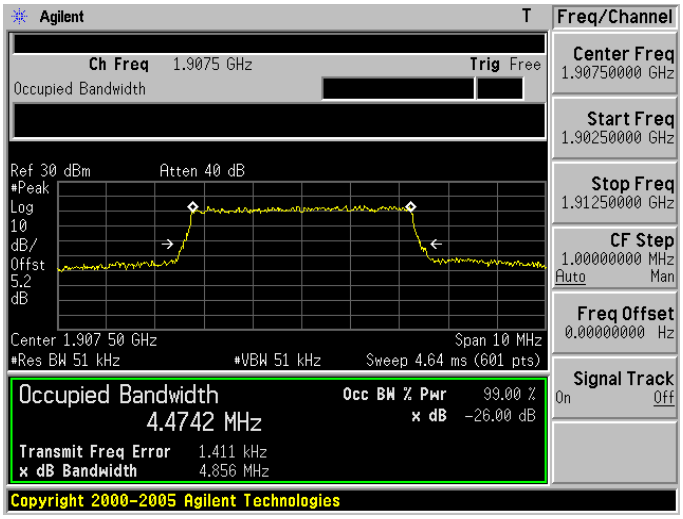

LTE Band 2 (Channel Bandwidth: 10 MHz) _ 16QAM	
1855.0 MHz	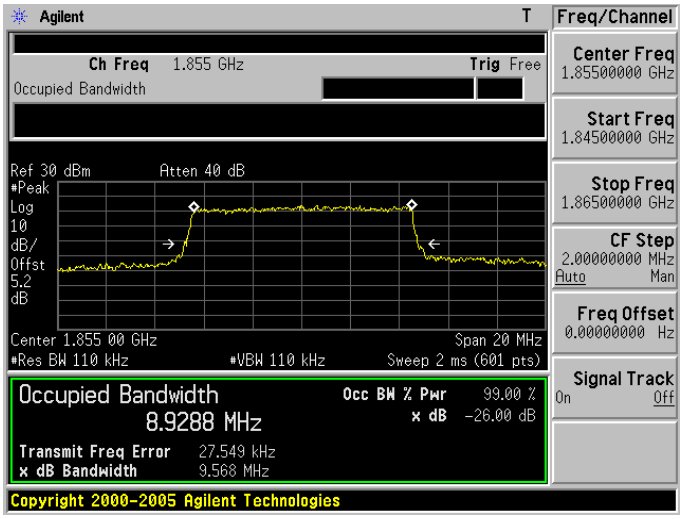
1880.0 MHz	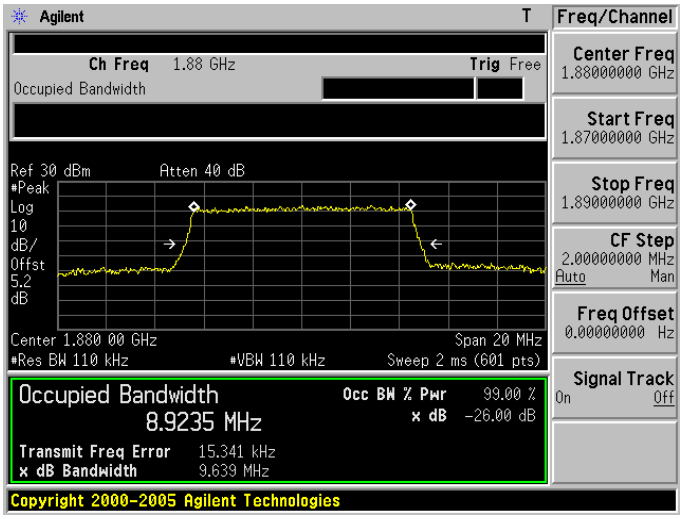
1905.0 MHz	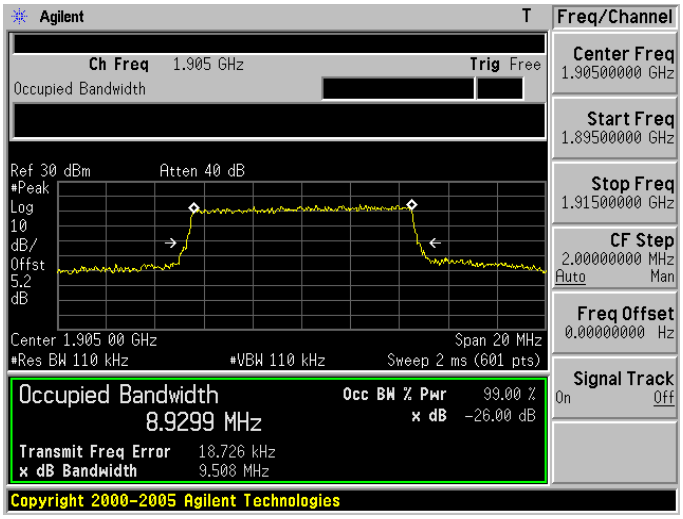

LTE Band 2 (Channel Bandwidth: 15 MHz) _ 16QAM	
1857.5 MHz	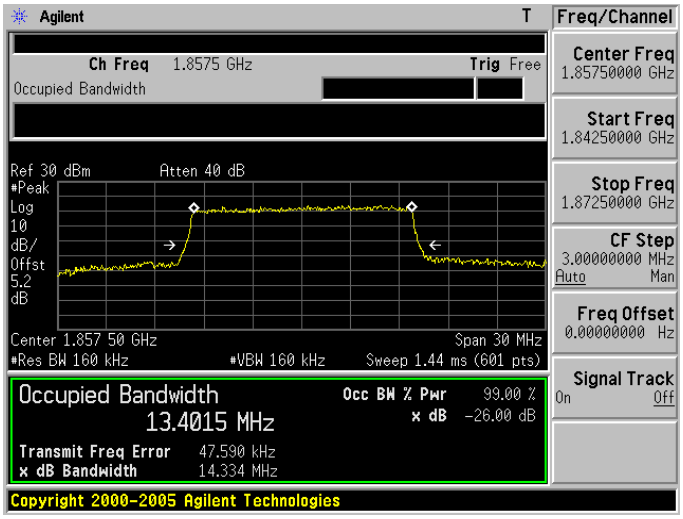
1880.0 MHz	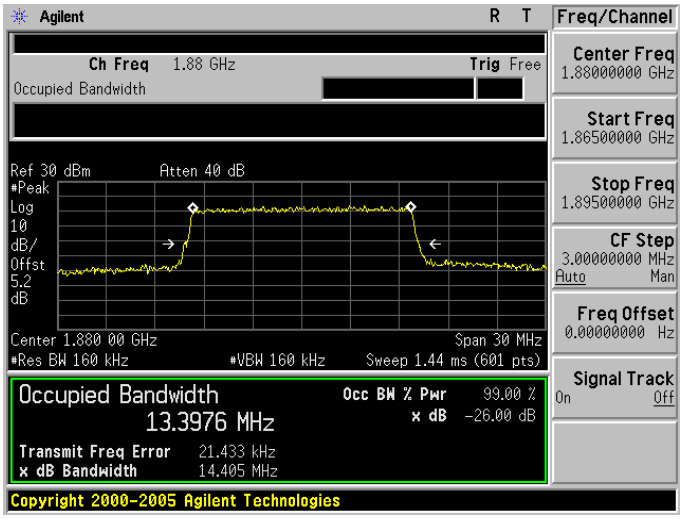
1902.5 MHz	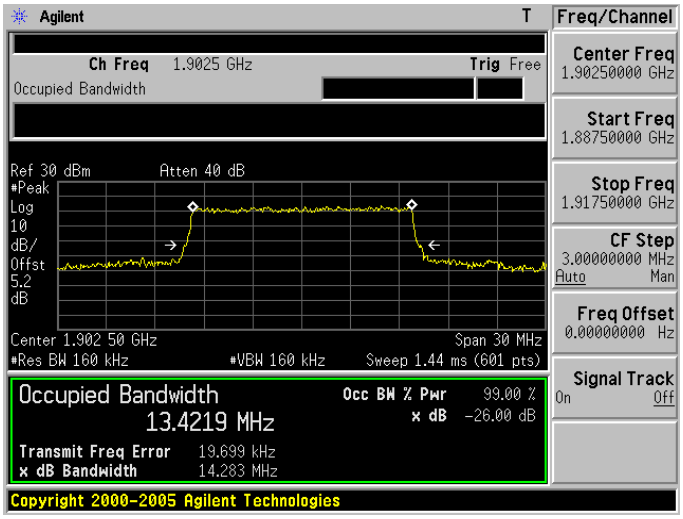

LTE Band 2 (Channel Bandwidth: 20 MHz) _ 16QAM	
1860.0 MHz	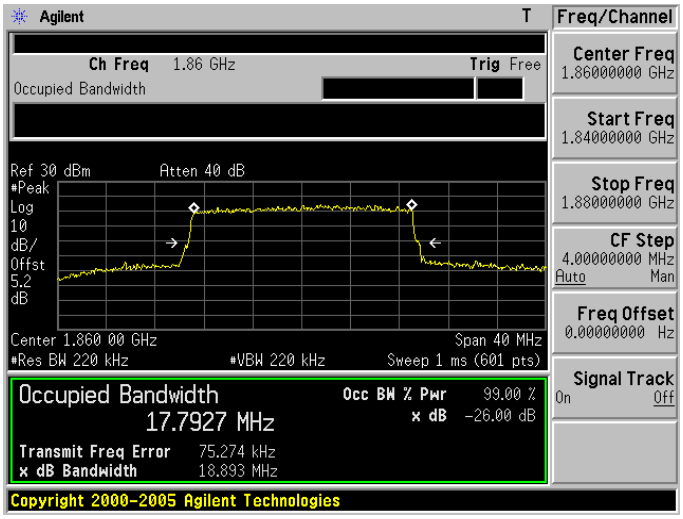
1880.0 MHz	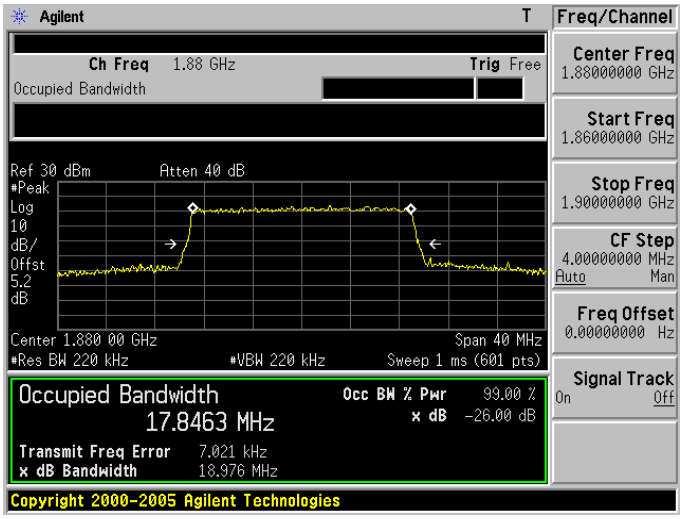
1900.0 MHz	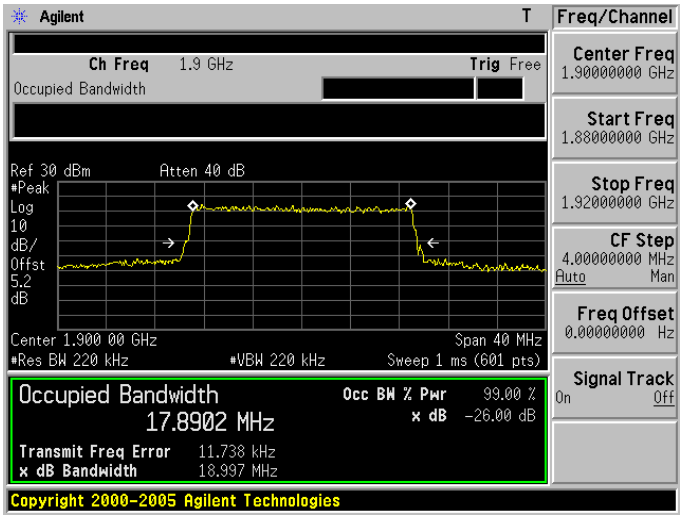

LTE Band 4 (Channel Bandwidth: 1.4 MHz) _ QPSK	
1710.7 MHz	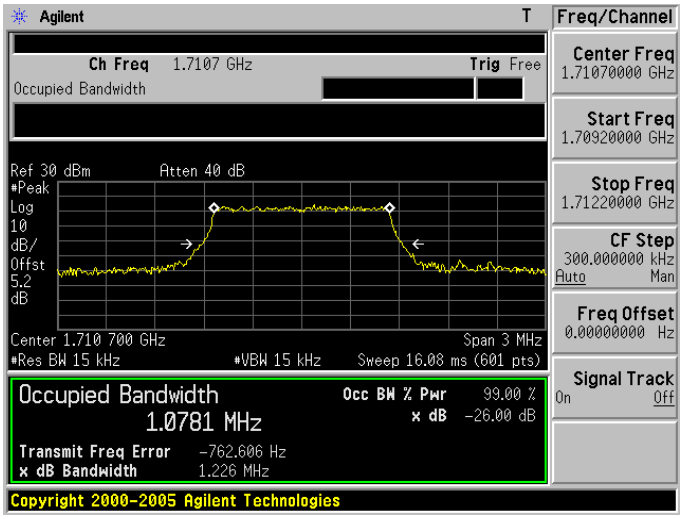
1732.5 MHz	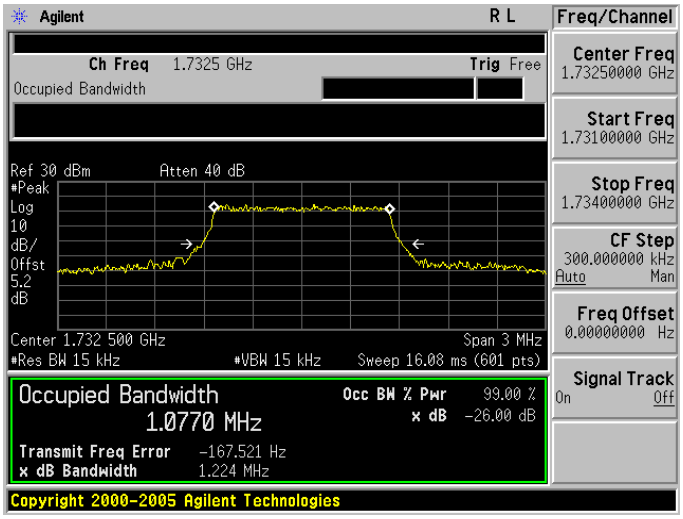
1754.3 MHz	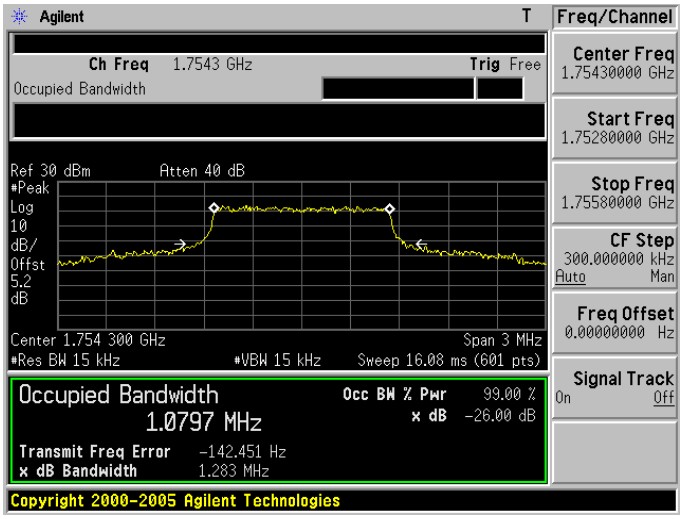

LTE Band 4 (Channel Bandwidth: 3 MHz) _ QPSK	
1711.5 MHz	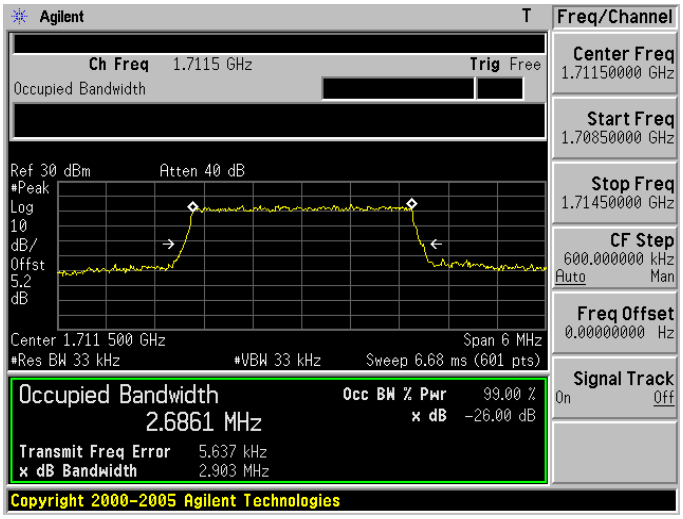
1732.5 MHz	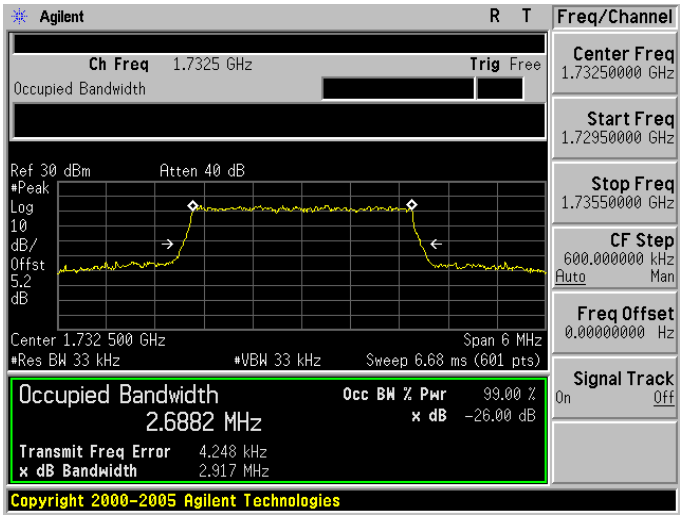
1753.5 MHz	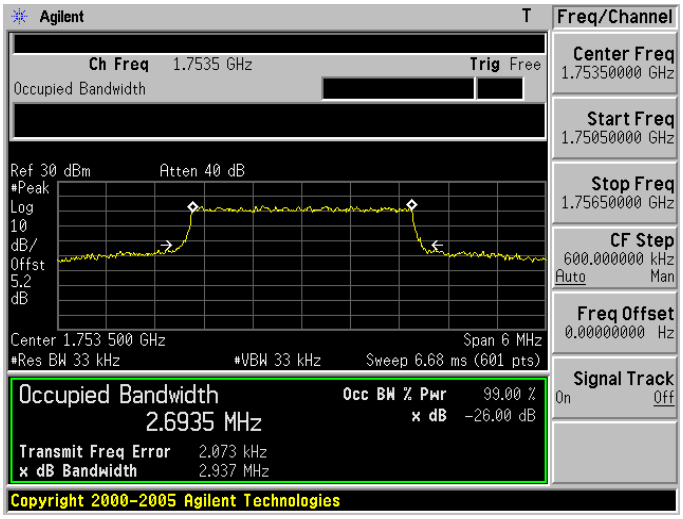

LTE Band 4 (Channel Bandwidth: 5 MHz) _ QPSK	
1712.5 MHz	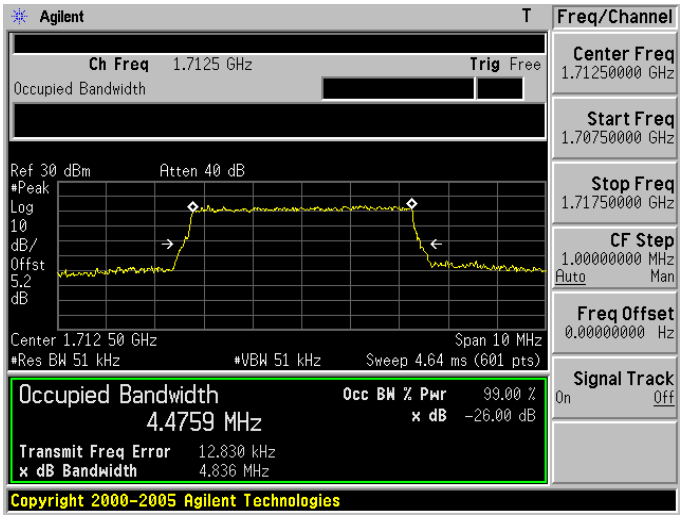
1732.5 MHz	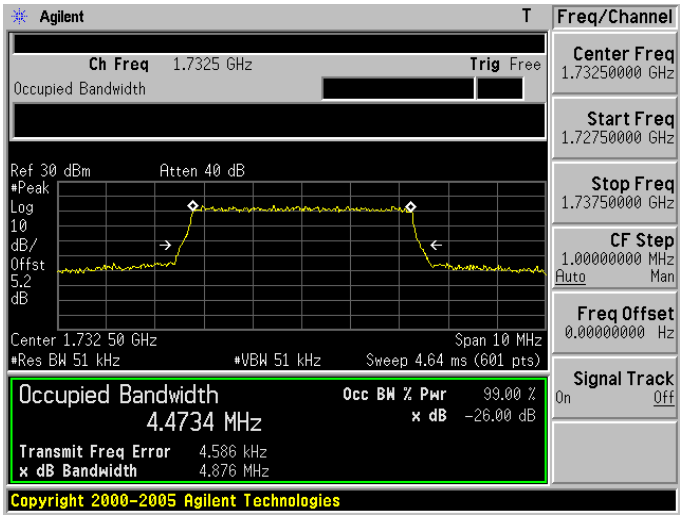
1752.5 MHz	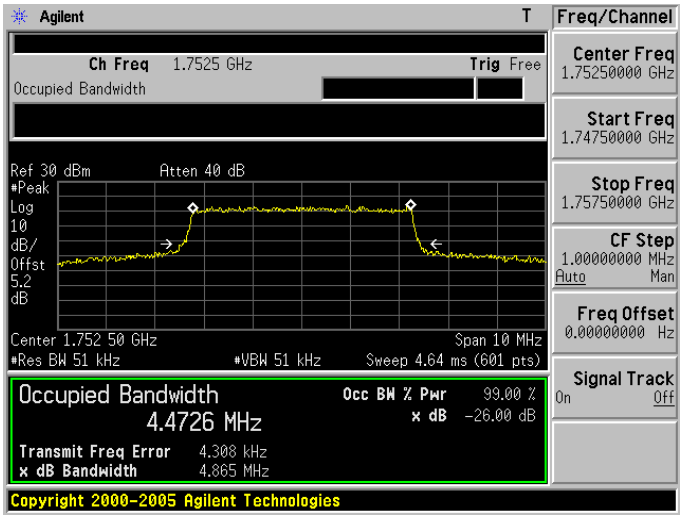

LTE Band 4 (Channel Bandwidth: 10 MHz) _ QPSK	
1715.0 MHz	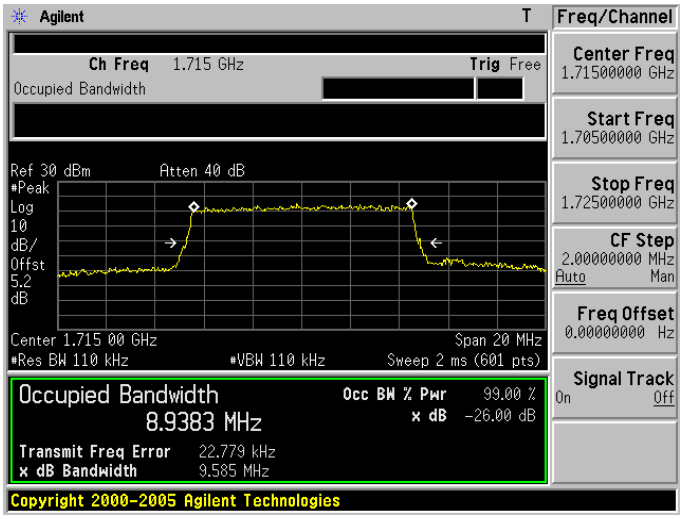
1732.5 MHz	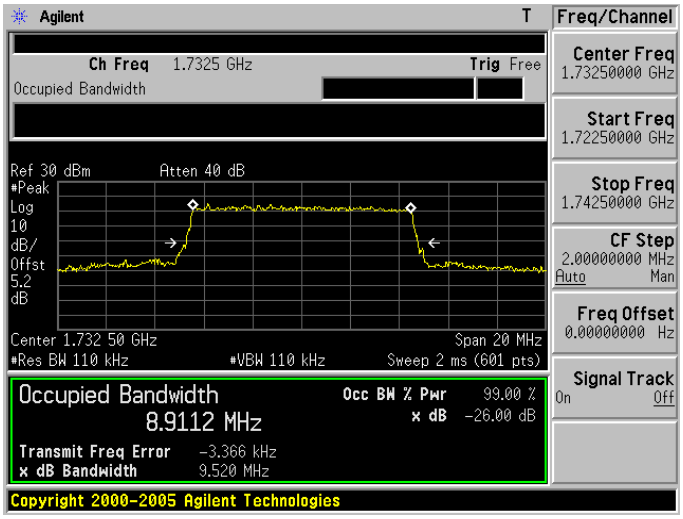
1750.0 MHz	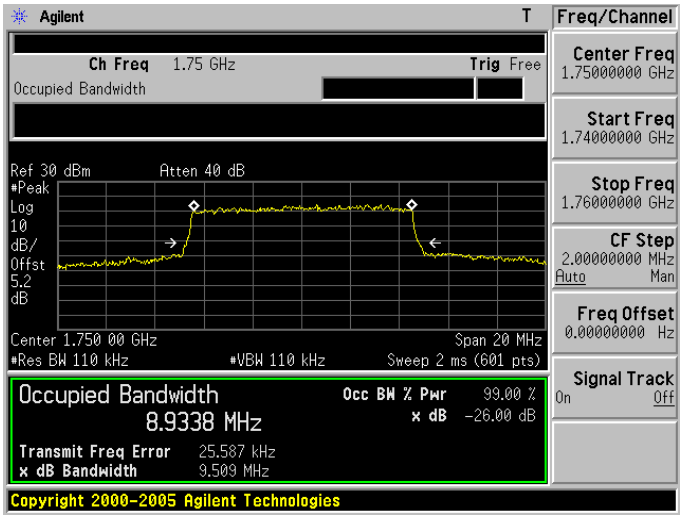

LTE Band 4 (Channel Bandwidth: 15 MHz) _ QPSK	
1717.5 MHz	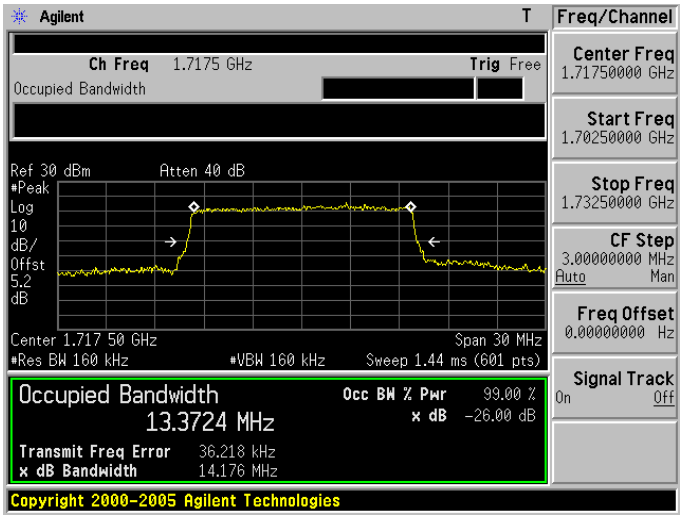
1732.5 MHz	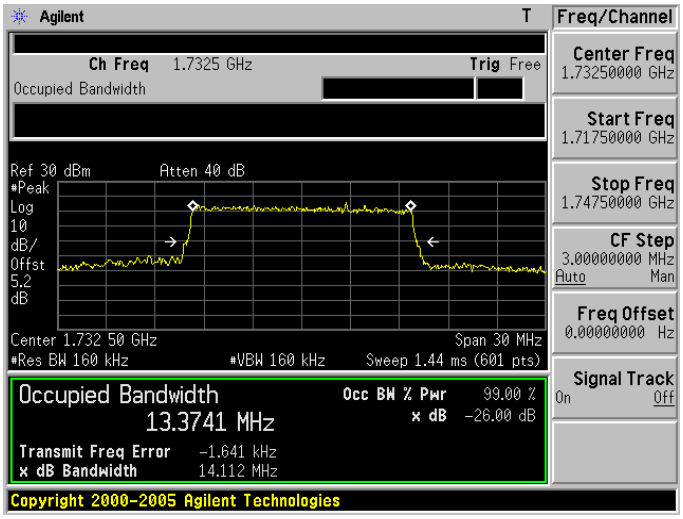
1747.5 MHz	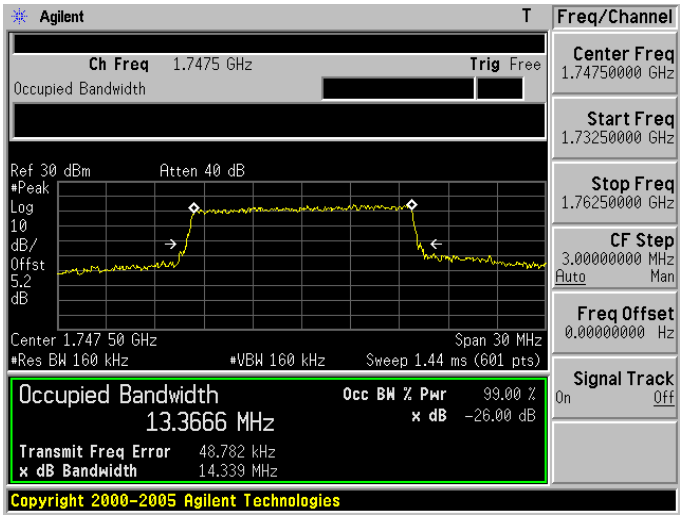

LTE Band 4 (Channel Bandwidth: 20 MHz) _ QPSK	
1720.0 MHz	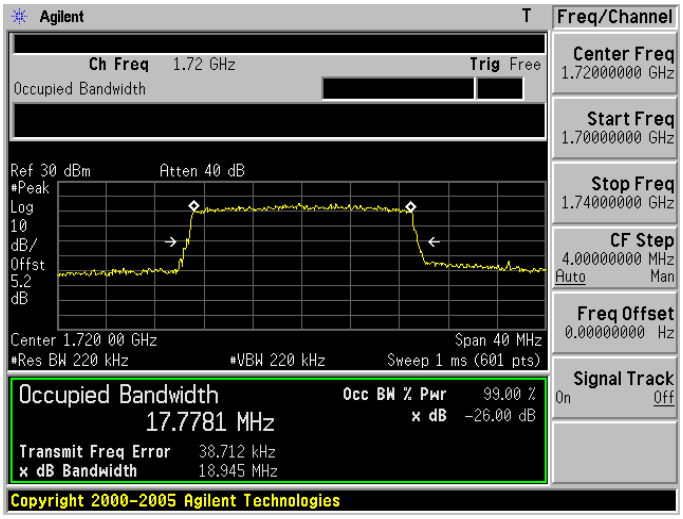
1732.5 MHz	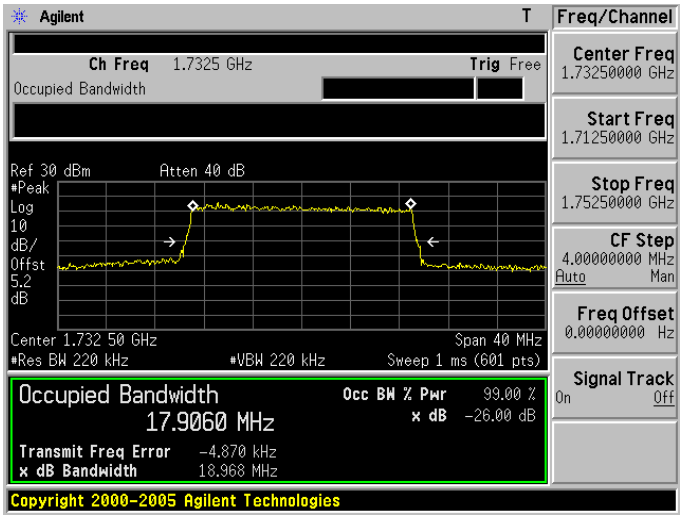
1745.0 MHz	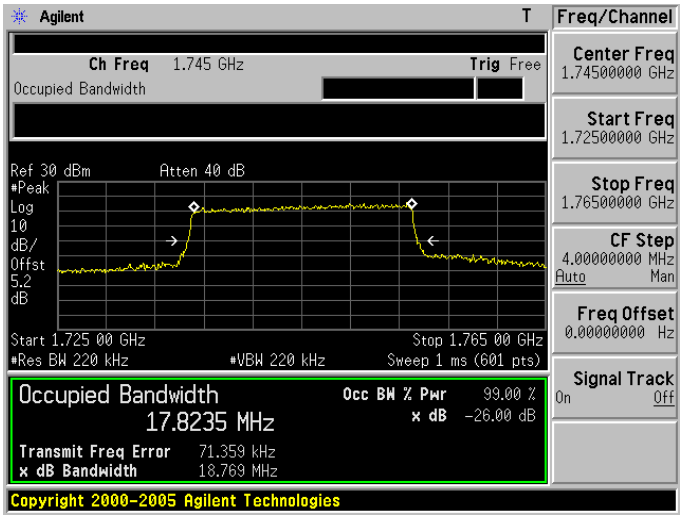

LTE Band 4 (Channel Bandwidth: 1.4 MHz) _ 16QAM	
1710.7 MHz	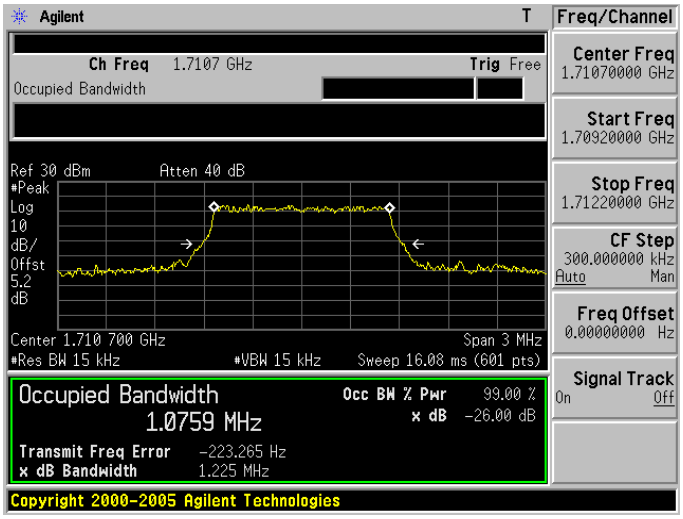
1732.5 MHz	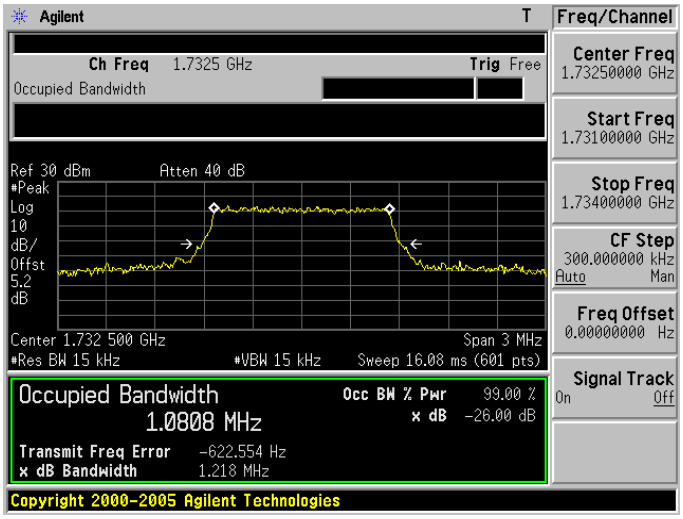
1754.3 MHz	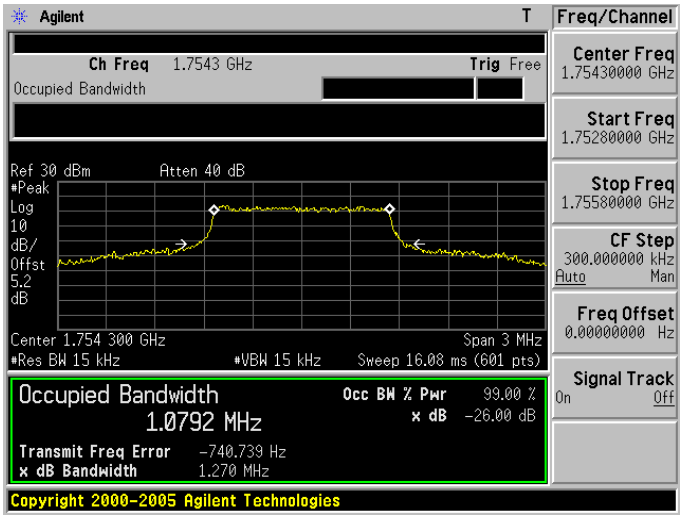

LTE Band 4 (Channel Bandwidth: 3 MHz) _ 16QAM	
1711.5 MHz	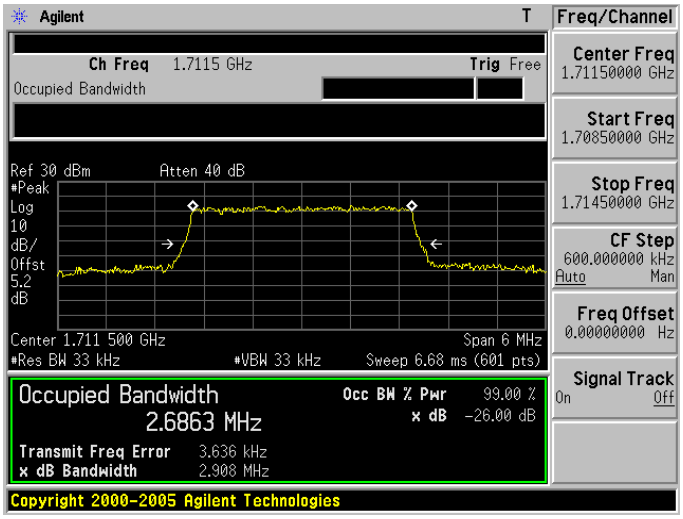
1732.5 MHz	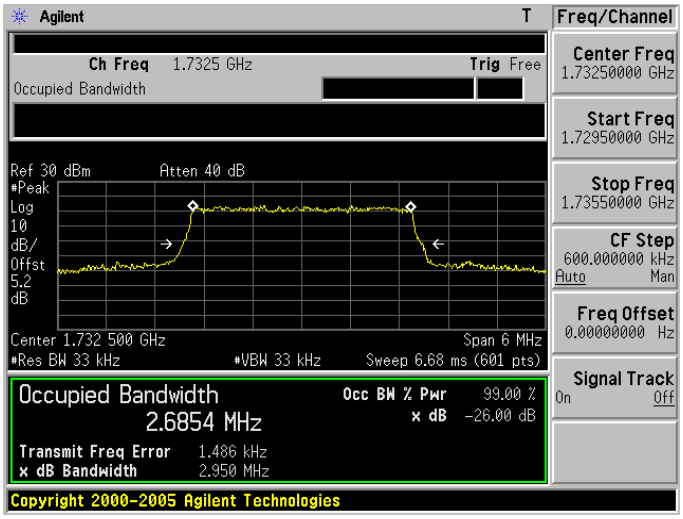
1753.5 MHz	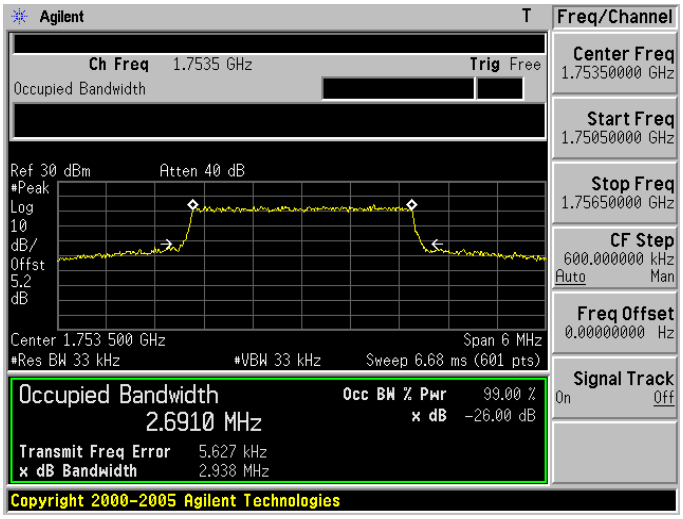

LTE Band 4 (Channel Bandwidth: 5 MHz) _ 16QAM	
1712.5 MHz	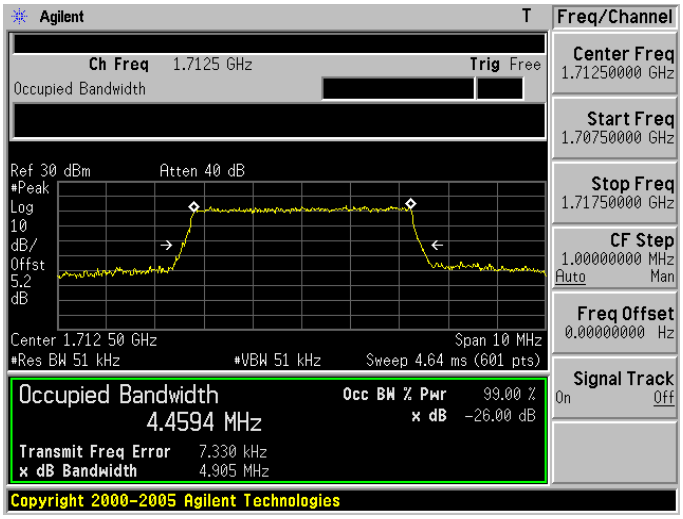
1732.5 MHz	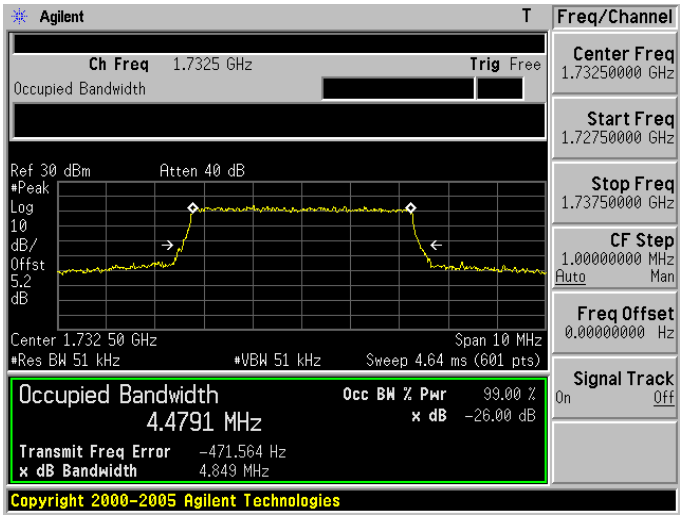
1752.5 MHz	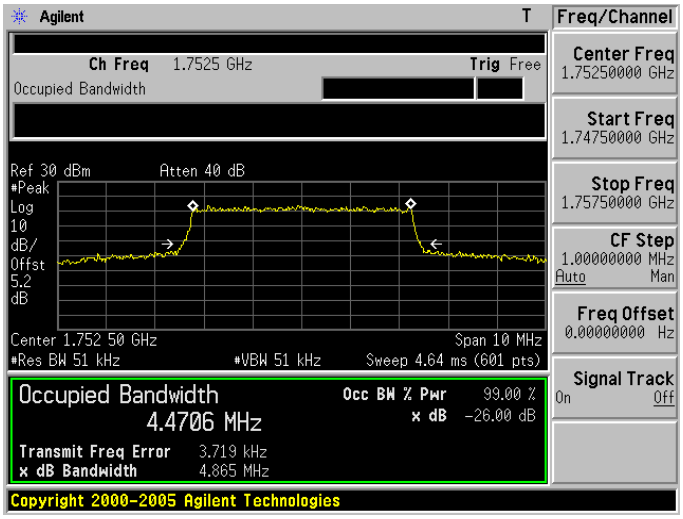

LTE Band 4 (Channel Bandwidth: 10 MHz) _ 16QAM	
1715.0 MHz	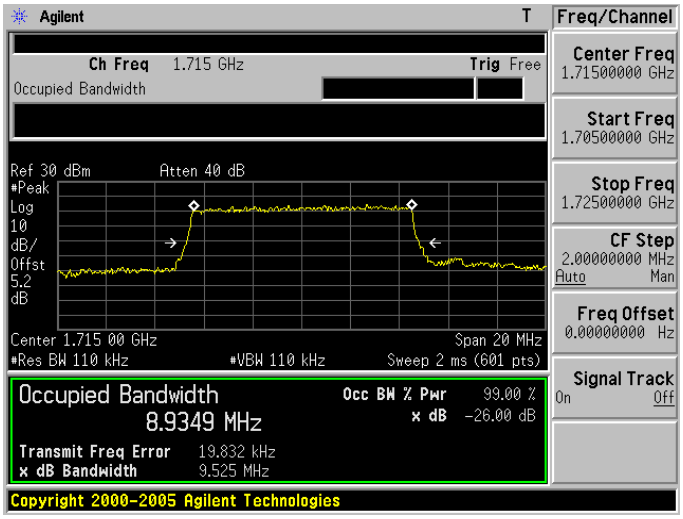
1732.5 MHz	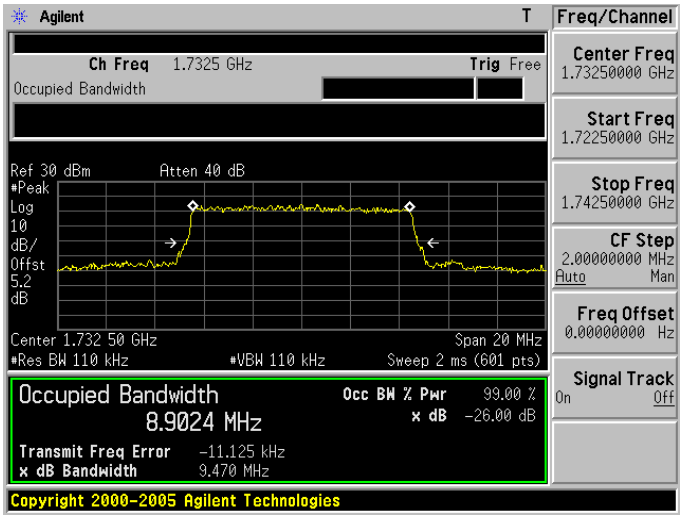
1750.0 MHz	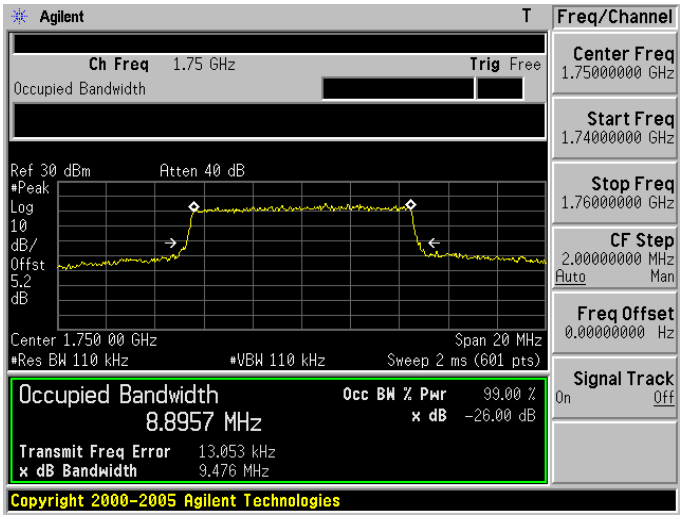

LTE Band 4 (Channel Bandwidth: 15 MHz) _ 16QAM	
1717.5 MHz	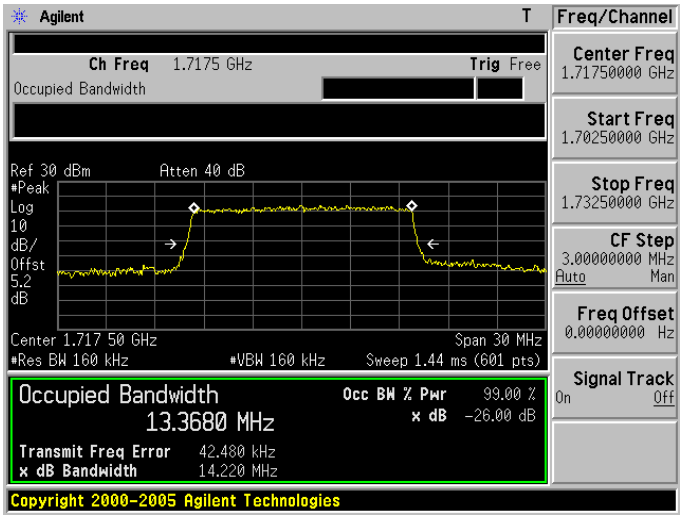
1732.5 MHz	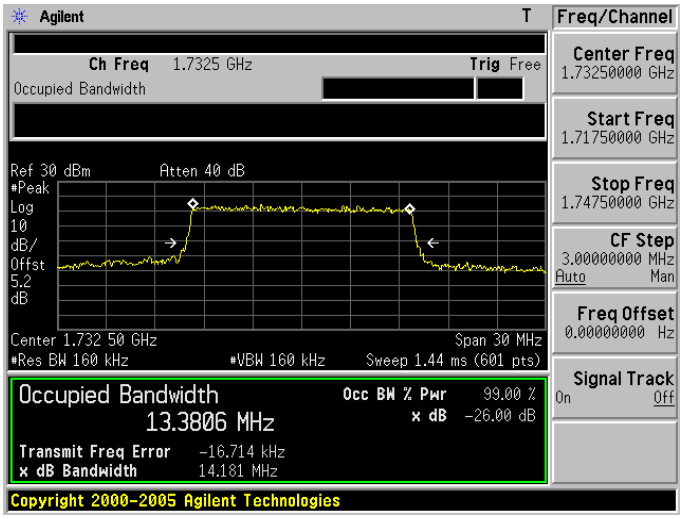
1747.5 MHz	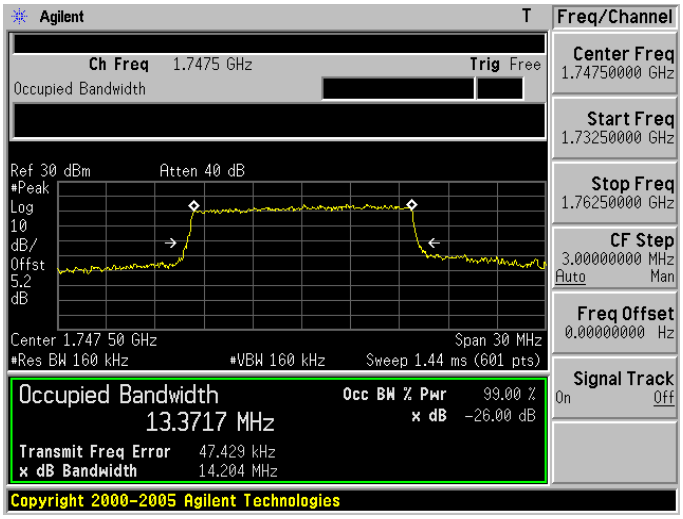

LTE Band 4 (Channel Bandwidth: 20 MHz) _ 16QAM	
1720.0 MHz	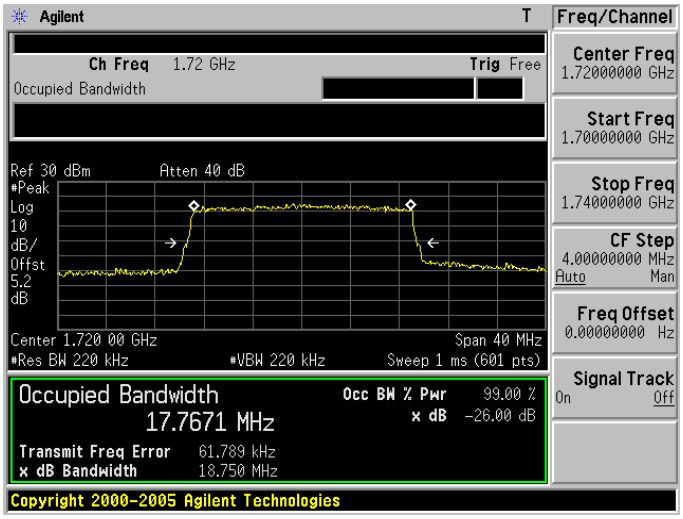
1732.5 MHz	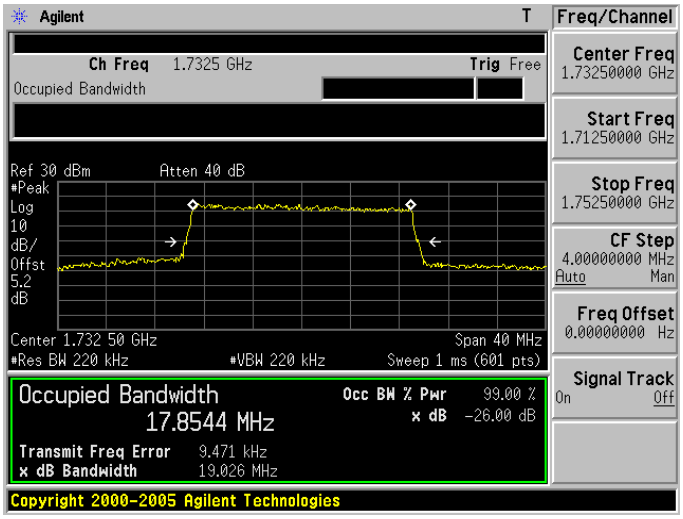
1745.0 MHz	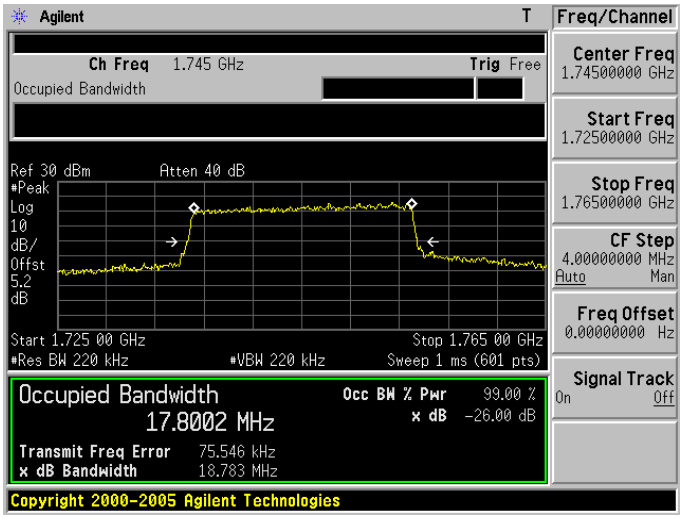

LTE Band 5 (Channel Bandwidth: 1.4 MHz) _ QPSK	
824.7 MHz	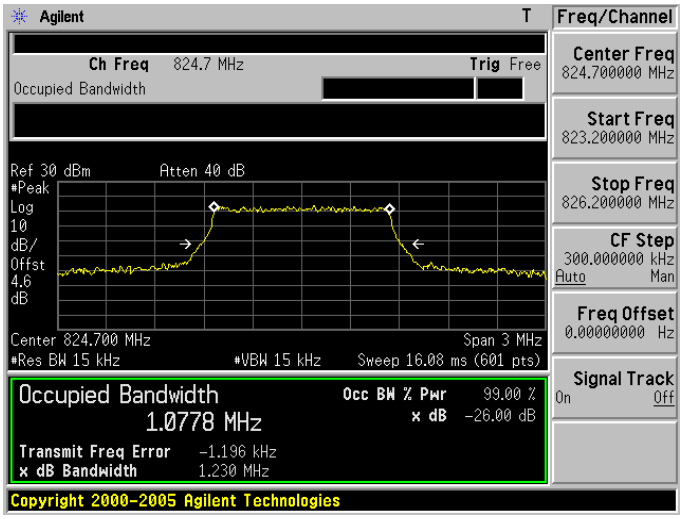
836.5 MHz	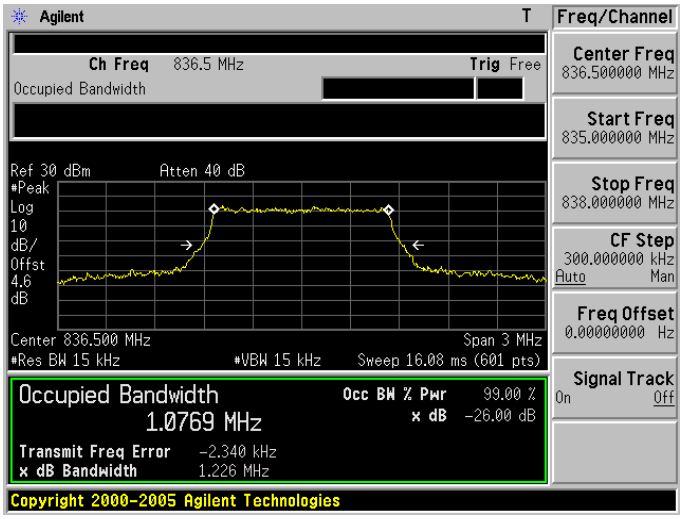
848.3 MHz	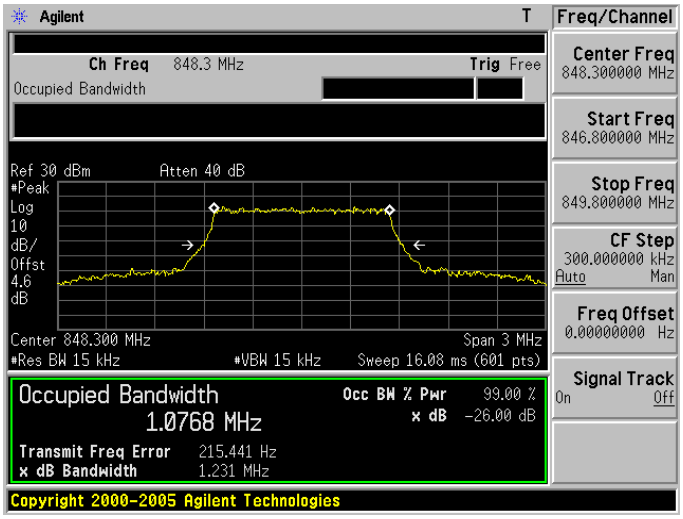

LTE Band 5 (Channel Bandwidth: 3 MHz) _ QPSK	
825.5 MHz	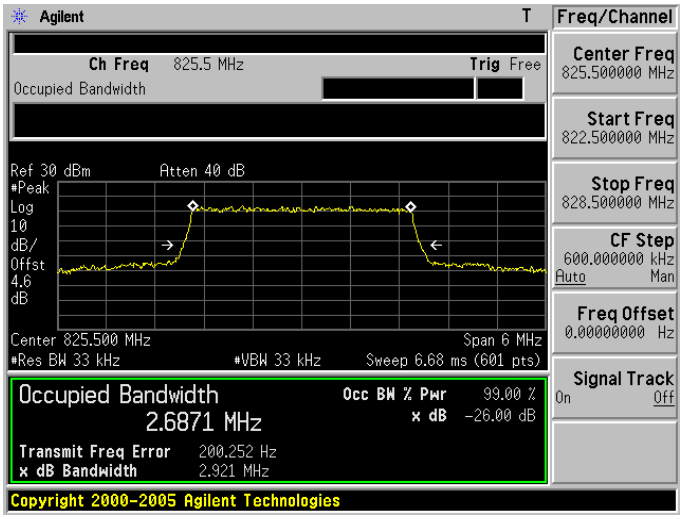
836.5 MHz	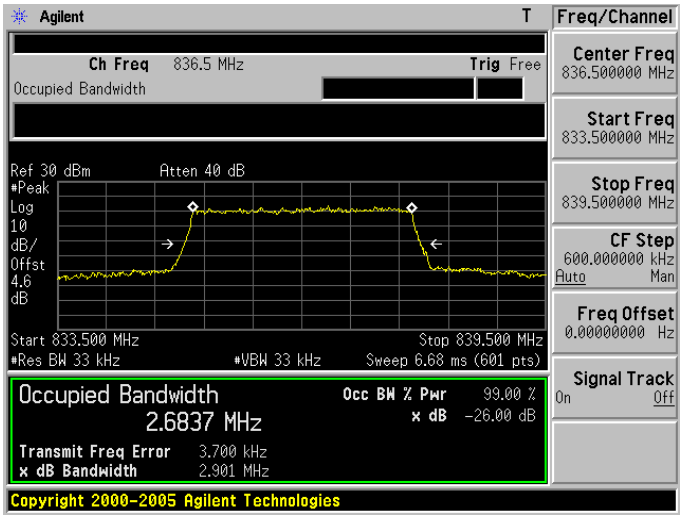
847.5 MHz	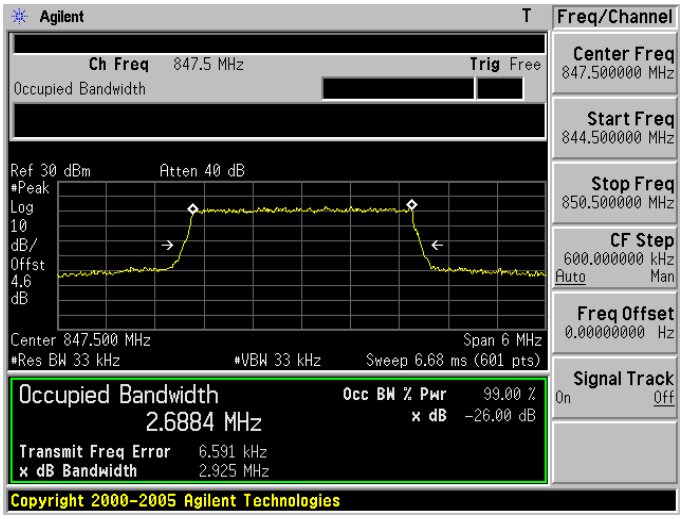

LTE Band 5 (Channel Bandwidth: 5 MHz) _ QPSK	
826.5 MHz	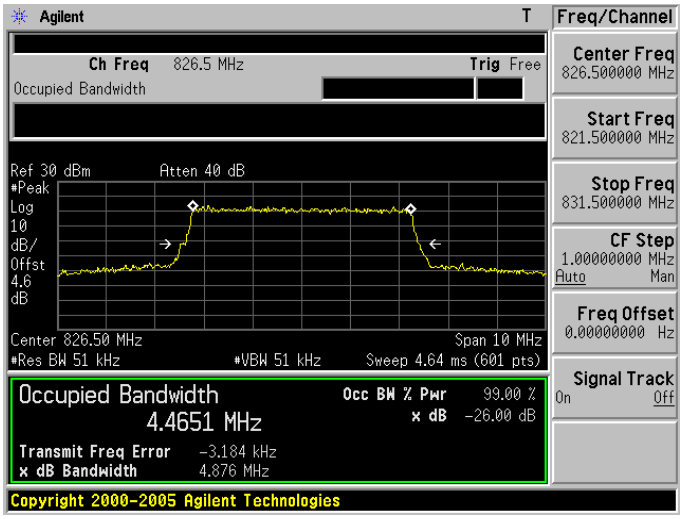
836.5 MHz	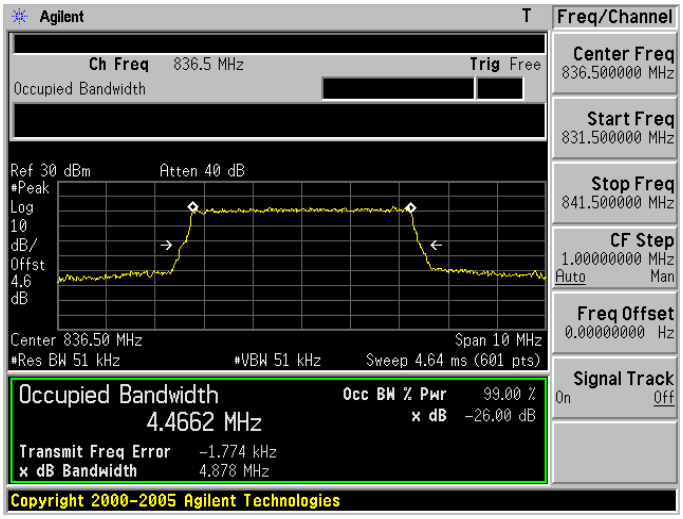
846.5 MHz	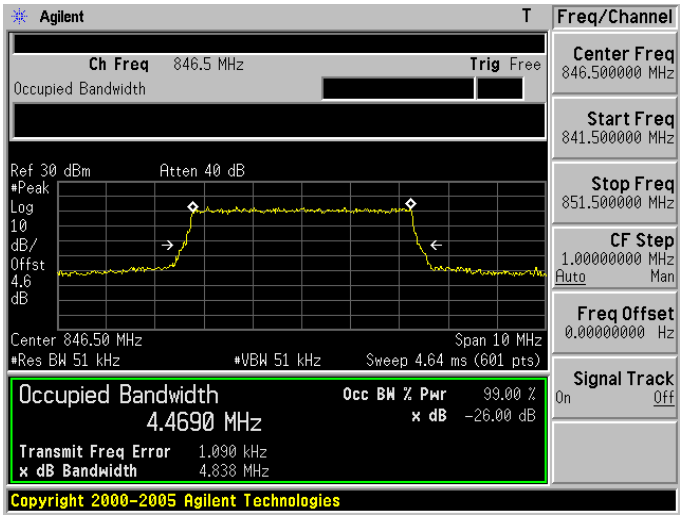

LTE Band 5 (Channel Bandwidth: 10 MHz) _ QPSK	
829.0 MHz	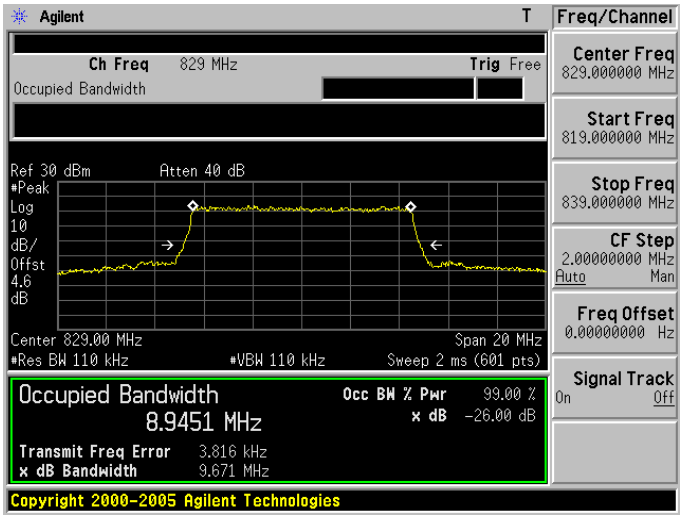
836.5 MHz	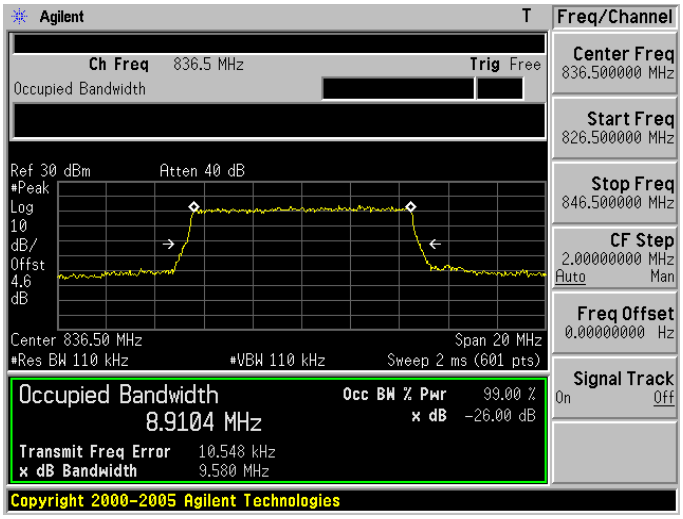
844.0 MHz	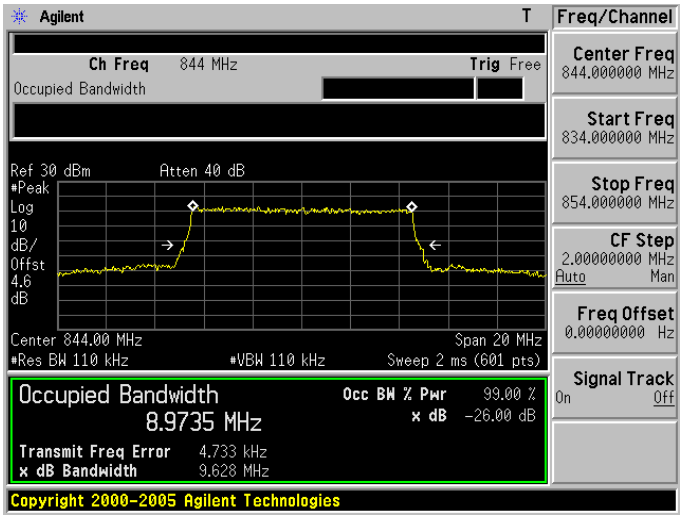

LTE Band 5 (Channel Bandwidth: 1.4 MHz) _ 16QAM	
824.7 MHz	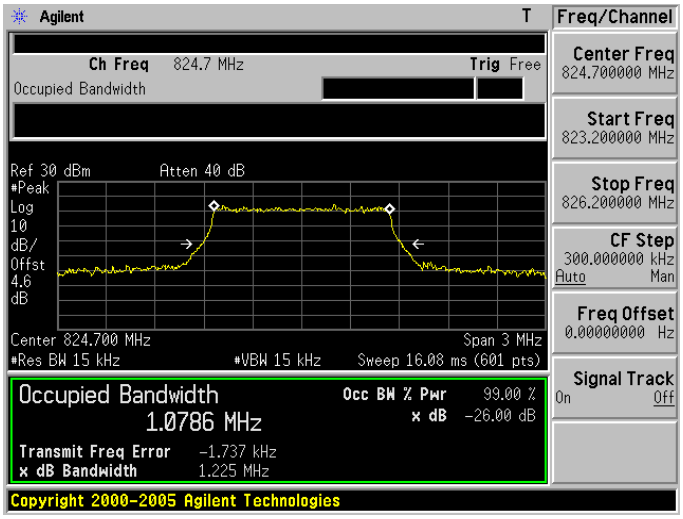
836.5 MHz	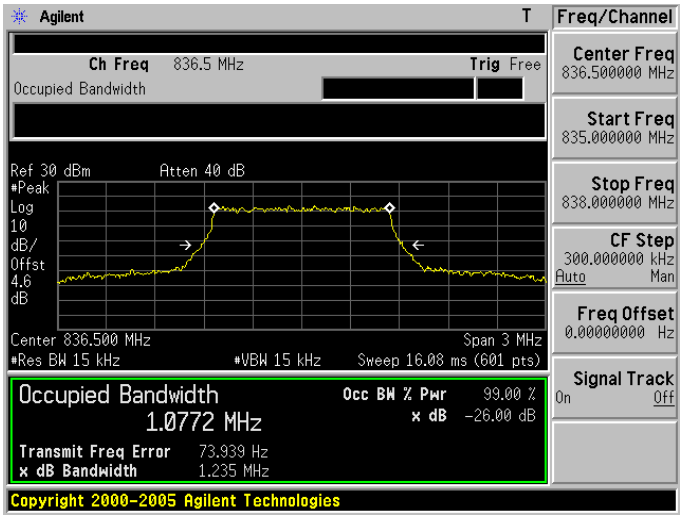
848.3 MHz	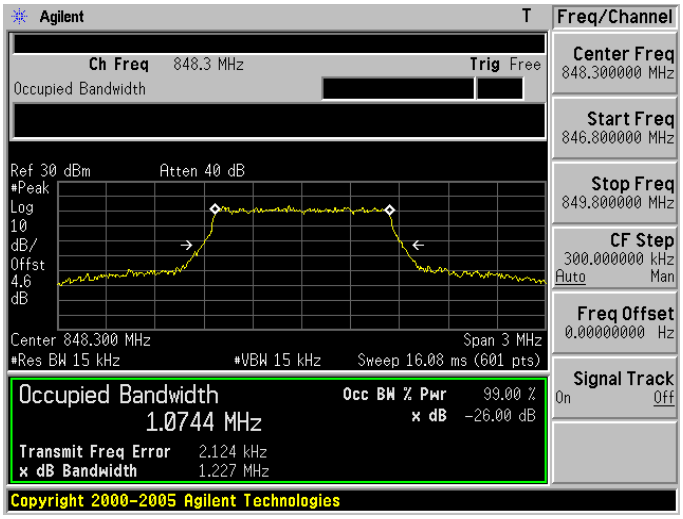

LTE Band 5 (Channel Bandwidth: 3 MHz) _ 16QAM	
825.5 MHz	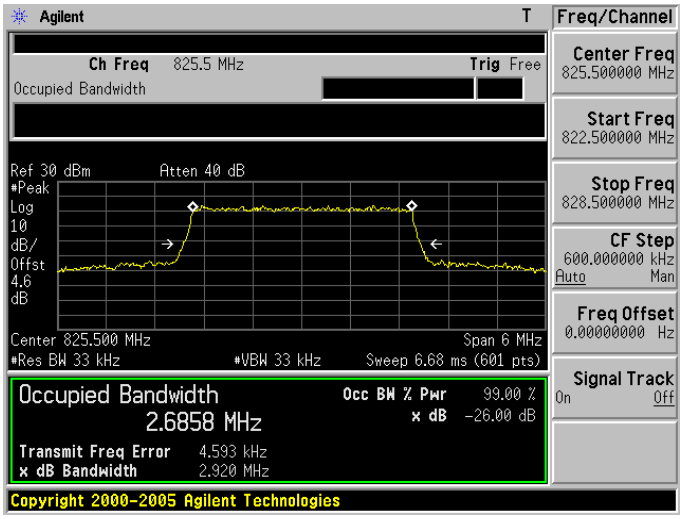
836.5 MHz	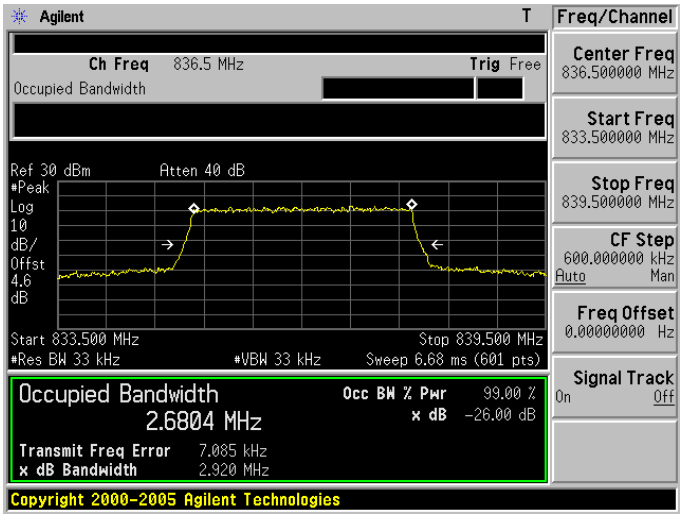
847.5 MHz	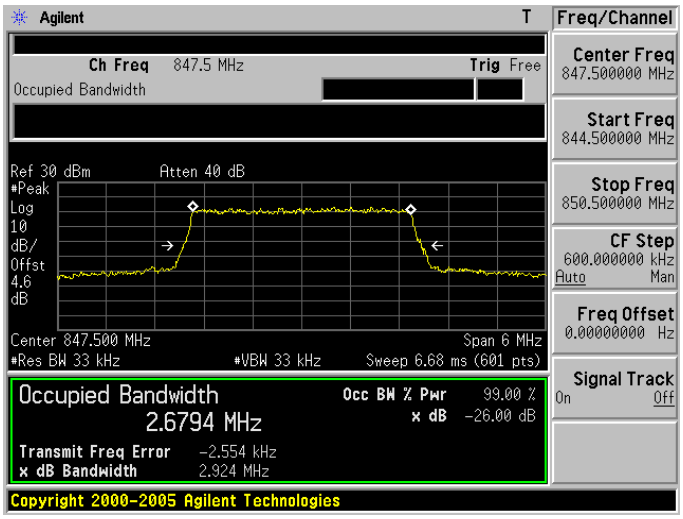

LTE Band 5 (Channel Bandwidth: 5 MHz) _ 16QAM	
826.5 MHz	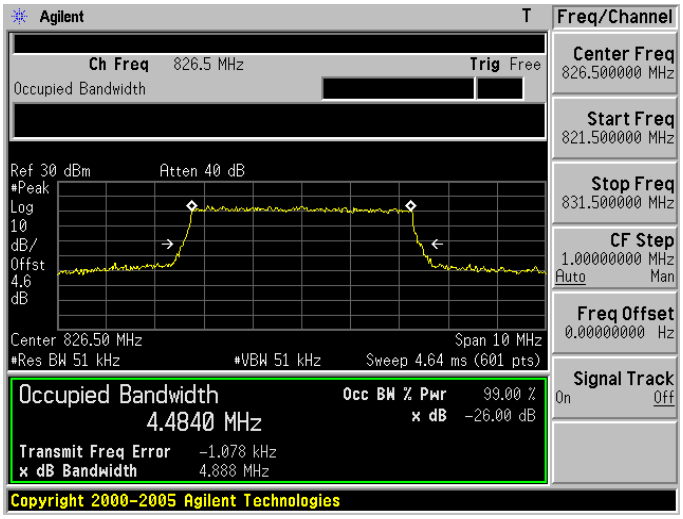
836.5 MHz	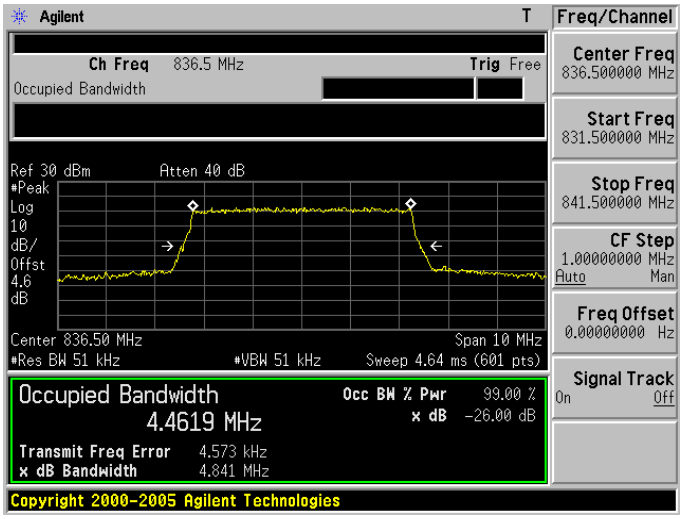
846.5 MHz	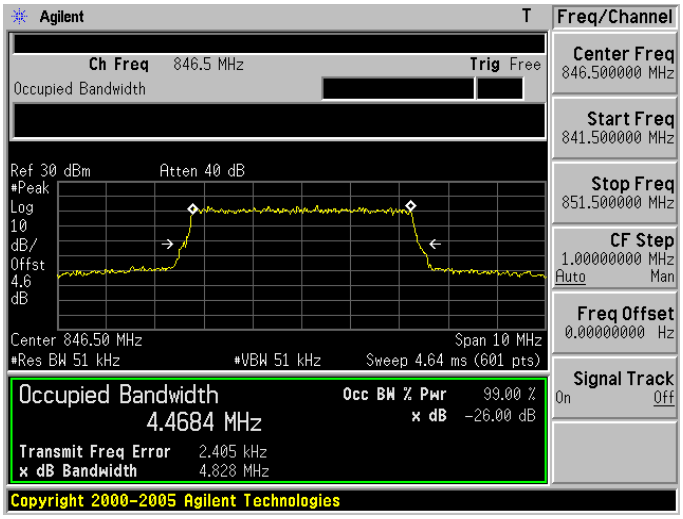

LTE Band 5 (Channel Bandwidth: 10 MHz) _ 16QAM	
829.0 MHz	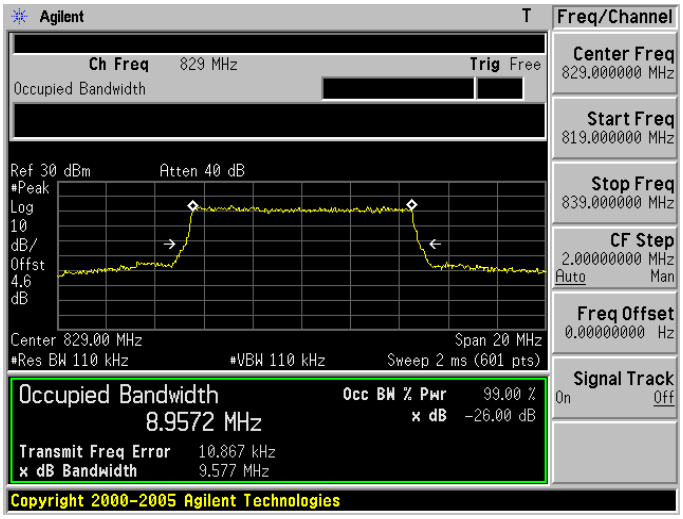
836.5 MHz	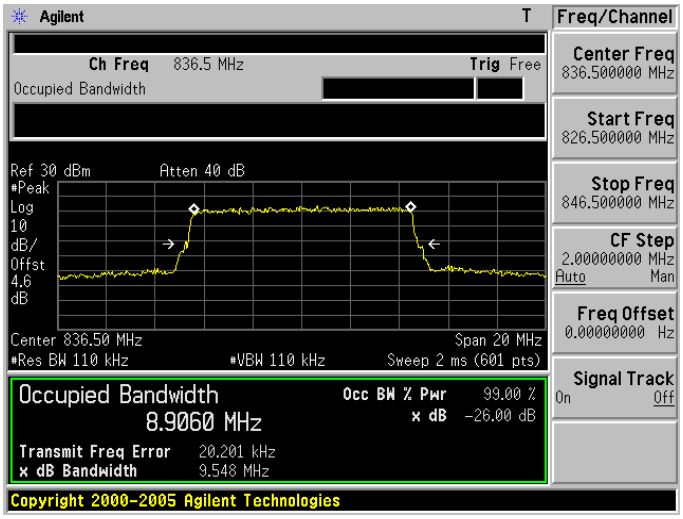
844.0 MHz	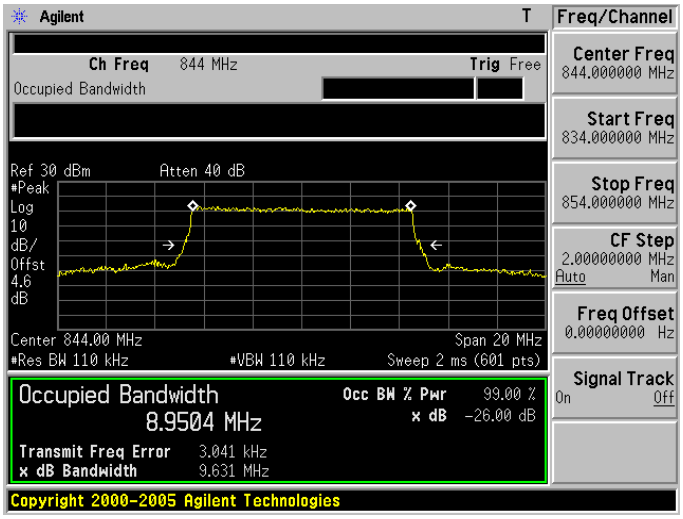

LTE Band 7 (Channel Bandwidth: 5 MHz) _ QPSK	
2502.5 MHz	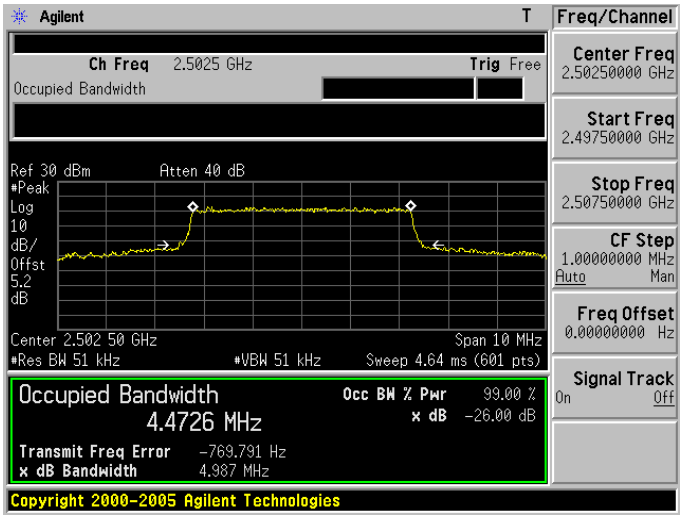
2535.0 MHz	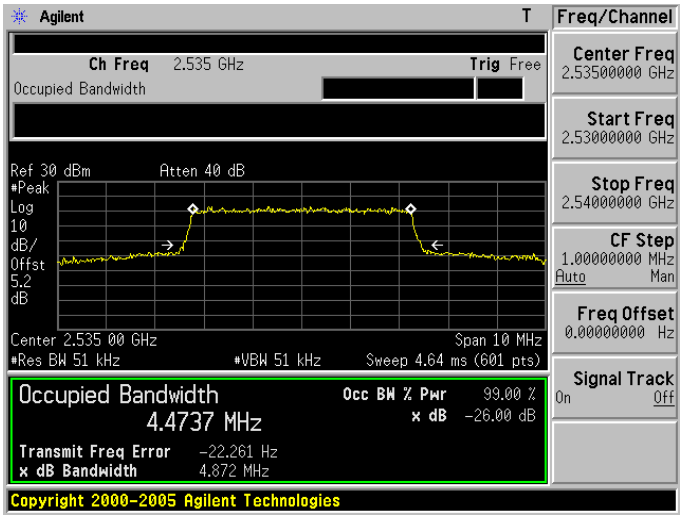
2567.5 MHz	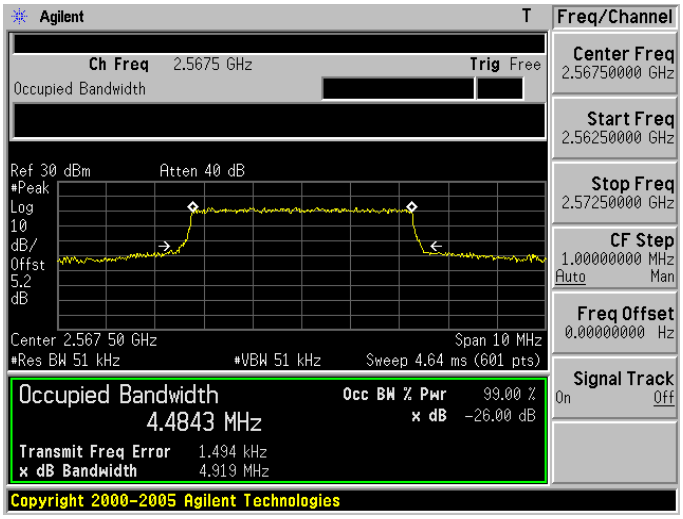

LTE Band 7 (Channel Bandwidth: 10 MHz) _ QPSK	
2505.0 MHz	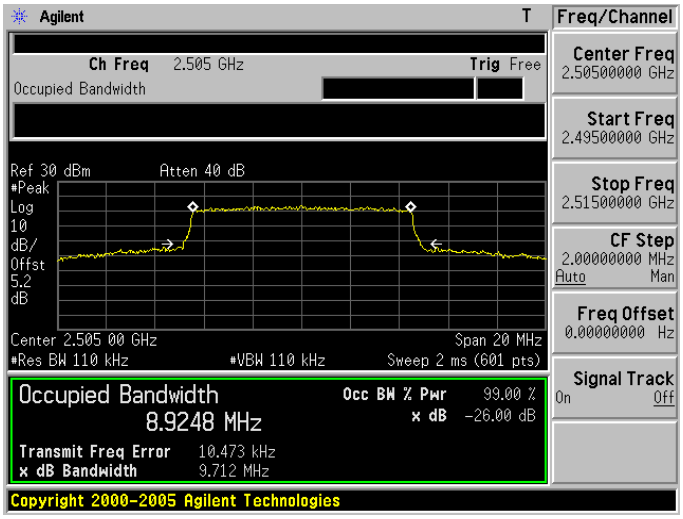
2535.0 MHz	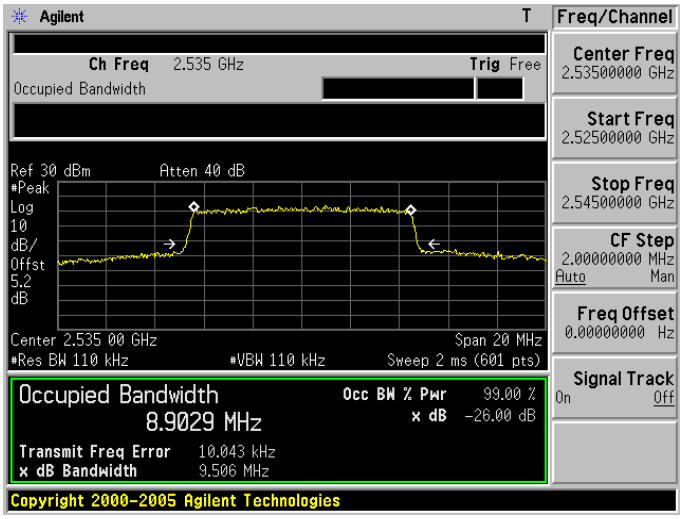
2565.0 MHz	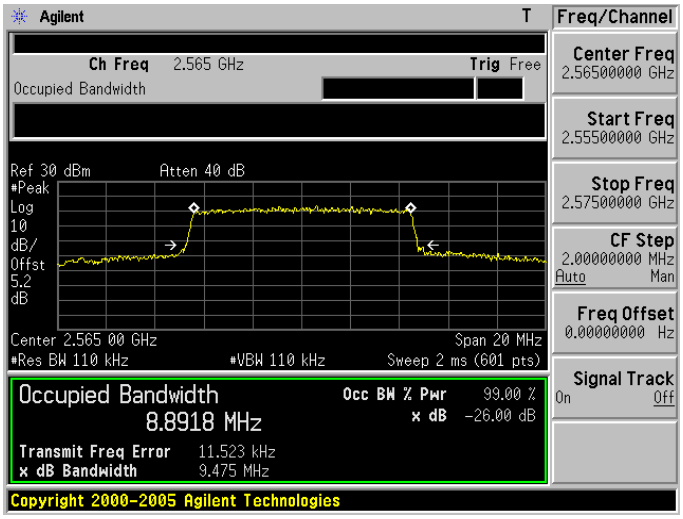

LTE Band 7 (Channel Bandwidth: 15 MHz) _ QPSK	
2507.5 MHz	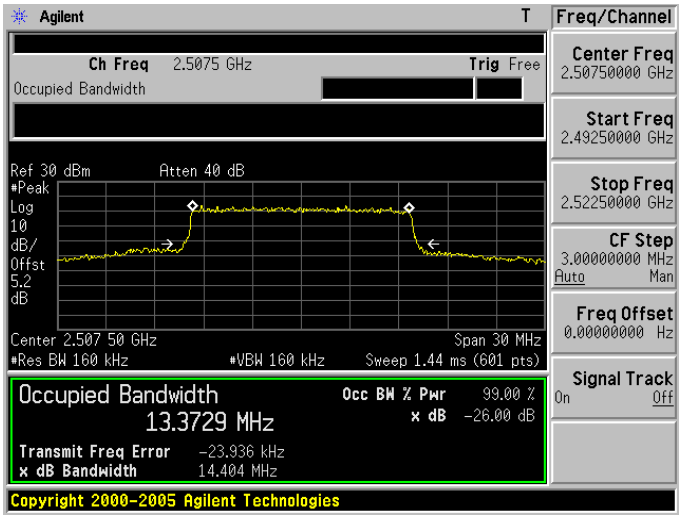
2535.0 MHz	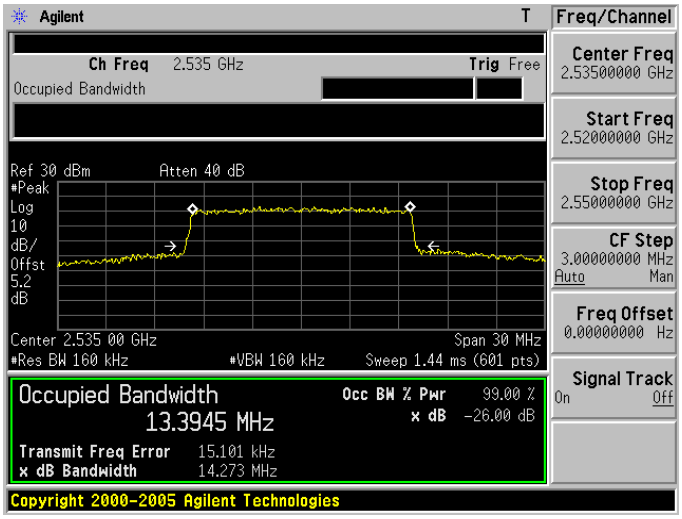
2562.5 MHz	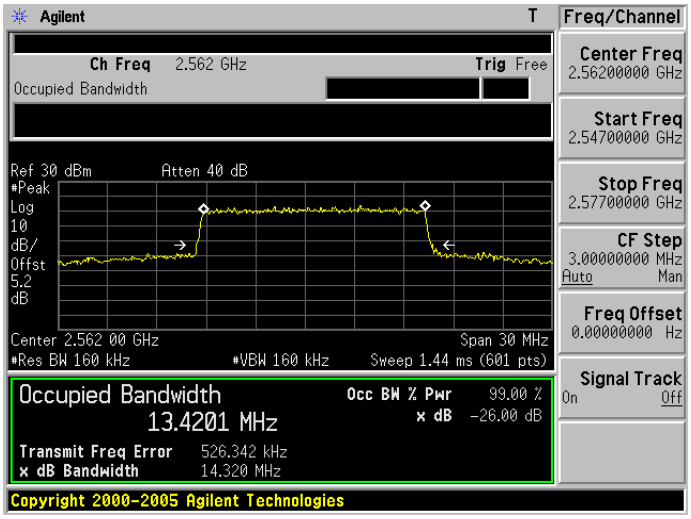

LTE Band 7 (Channel Bandwidth: 20 MHz) _ QPSK	
2510.0 MHz	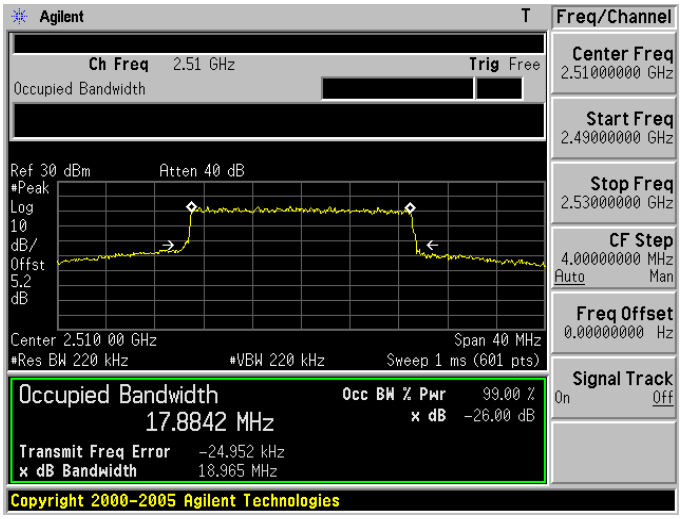
2535.0 MHz	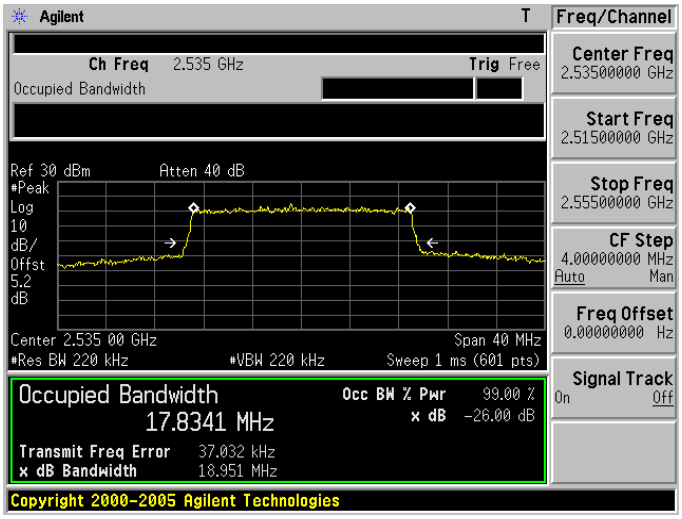
2560.0 MHz	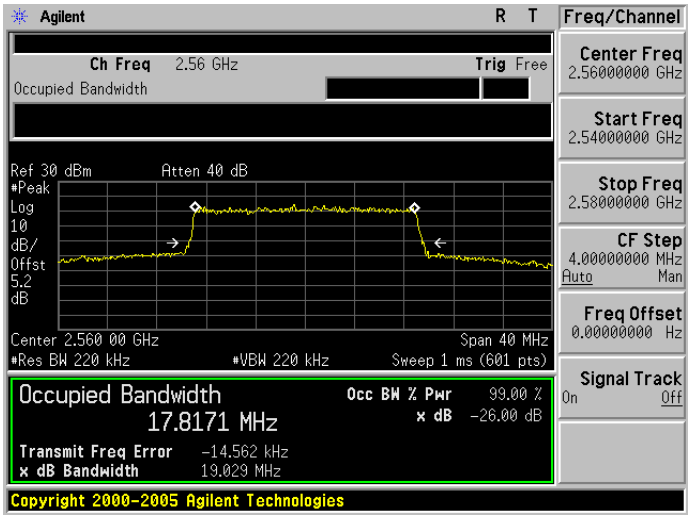

LTE Band 7 (Channel Bandwidth: 5 MHz) _ 16QAM	
2502.5 MHz	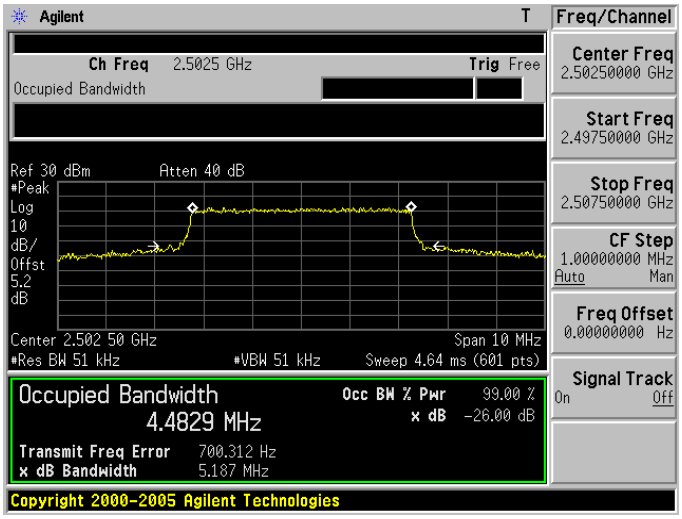
2535.0 MHz	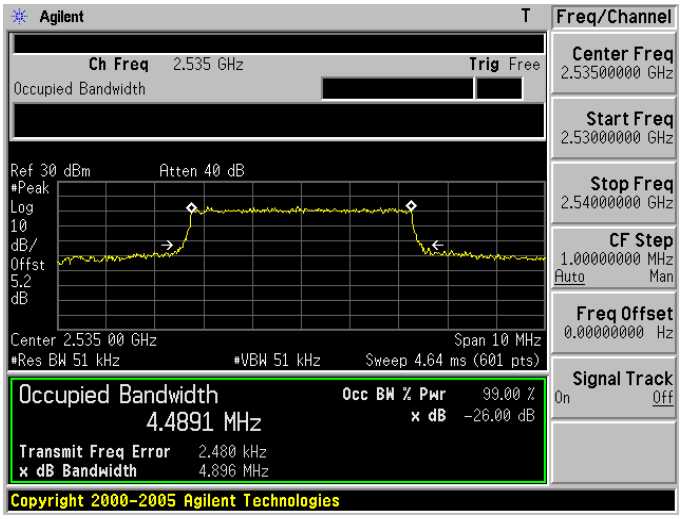
2567.5 MHz	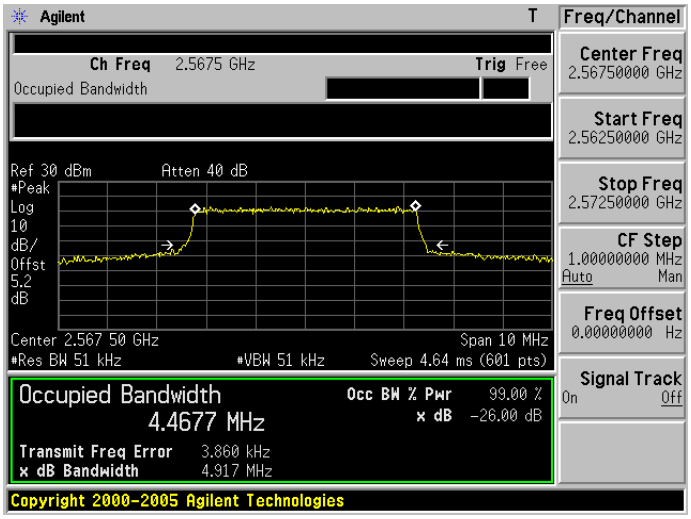

LTE Band 7 (Channel Bandwidth: 10 MHz) _16QAM	
2505.0 MHz	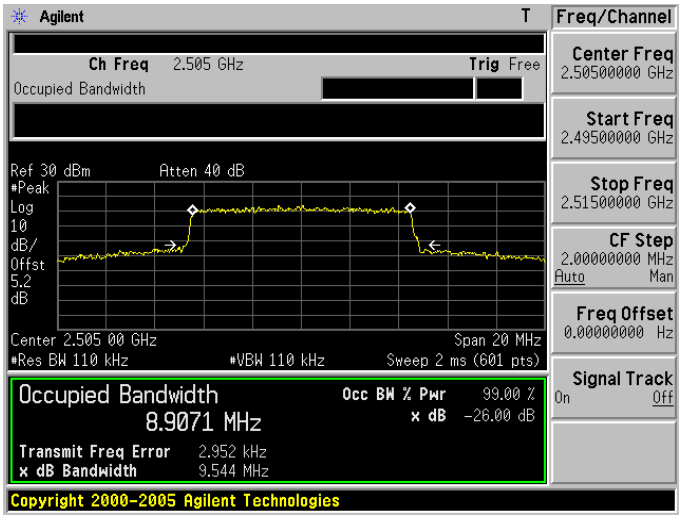
2535.0 MHz	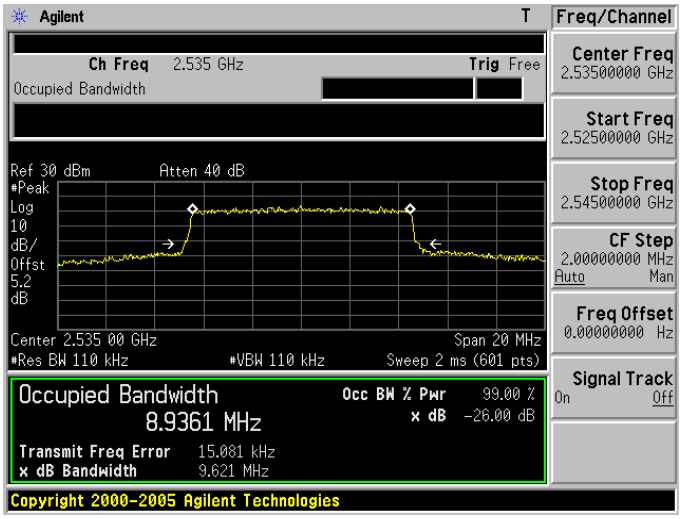
2565.0 MHz	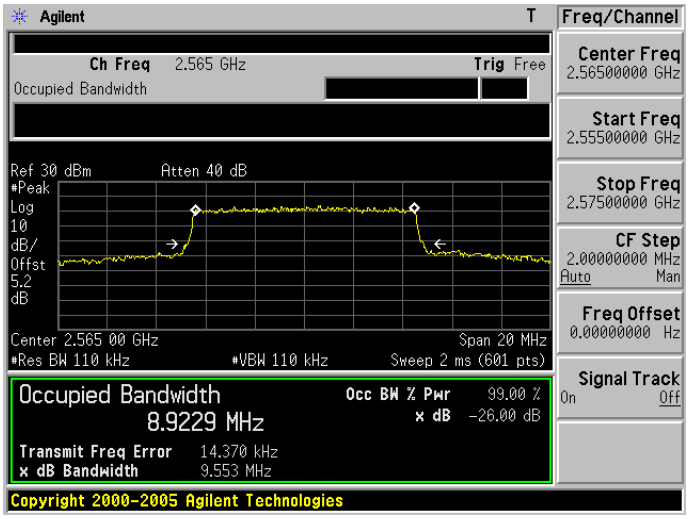

LTE Band 7 (Channel Bandwidth: 15 MHz) _ 16QAM	
2507.5 MHz	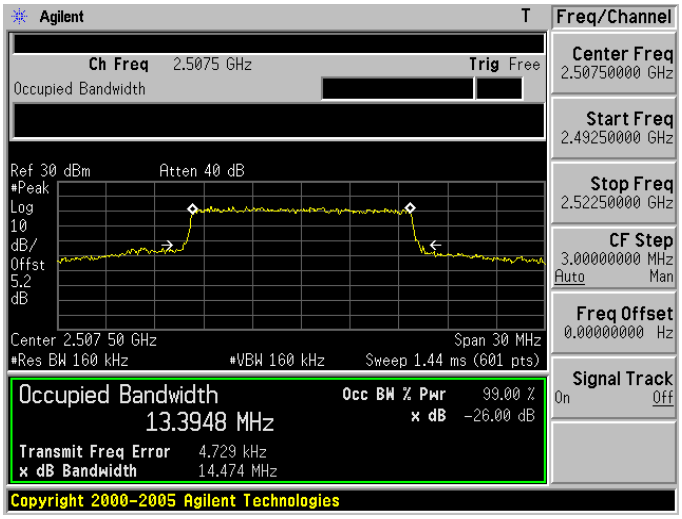
2535.0 MHz	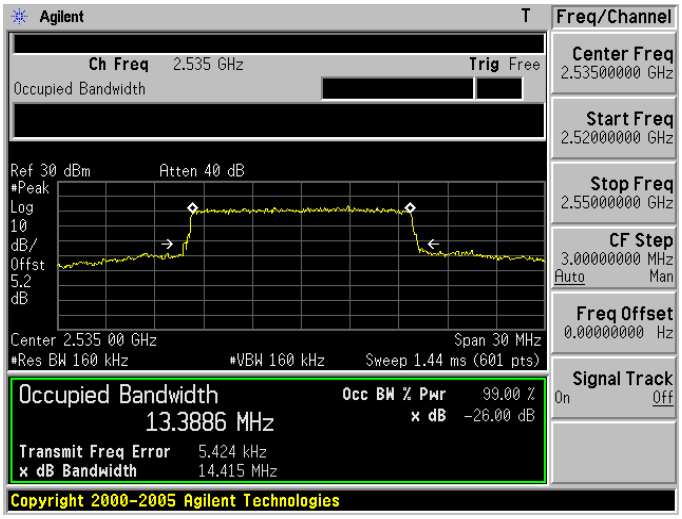
2562.5 MHz	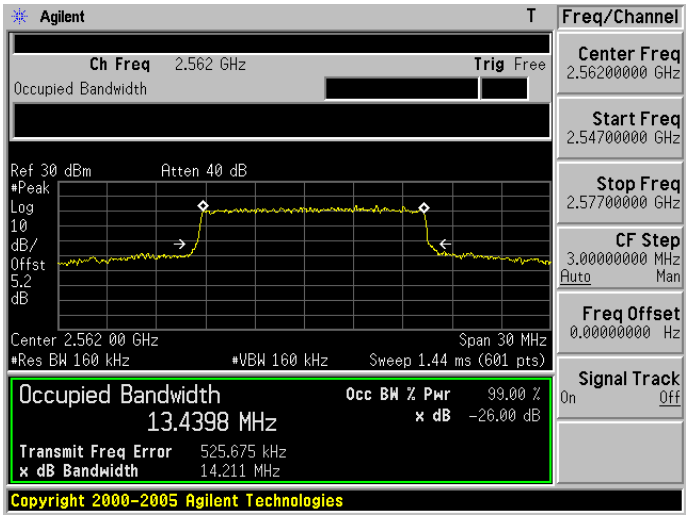

LTE Band 7 (Channel Bandwidth: 20 MHz) _ 16QAM	
2510.0 MHz	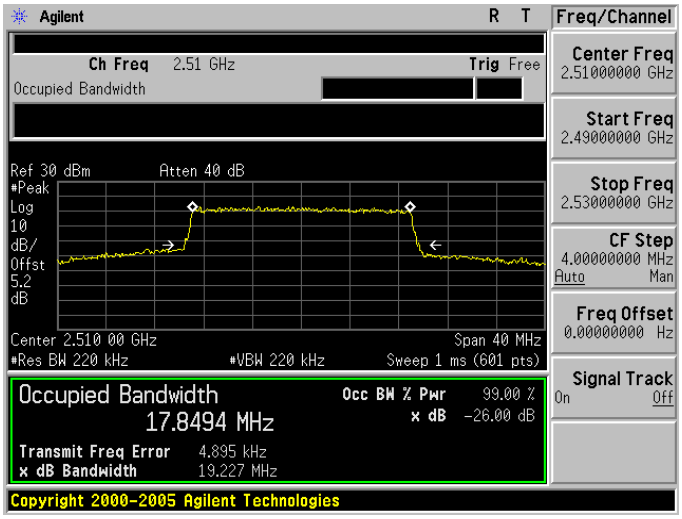
2535.0 MHz	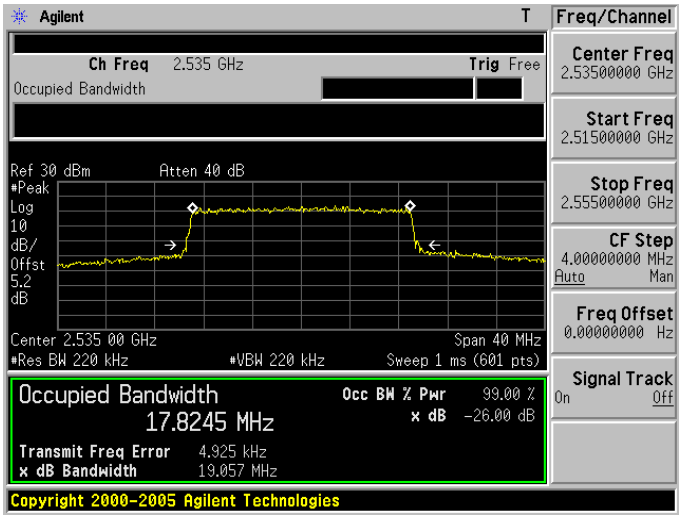
2560.0 MHz	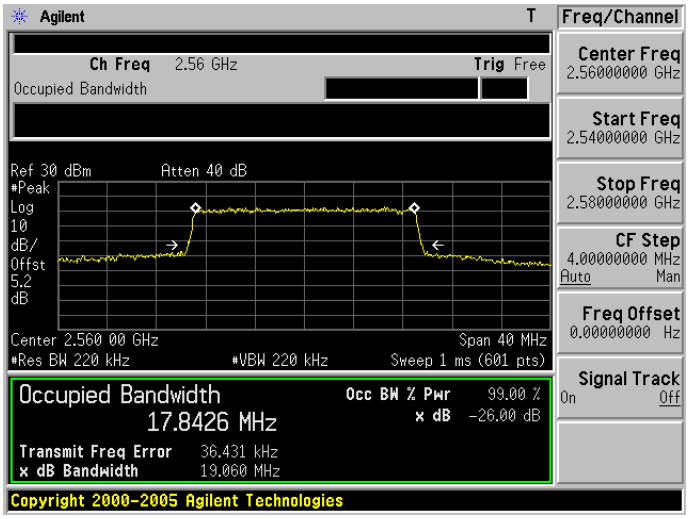

LTE Band 12 (Channel Bandwidth: 1.4 MHz) _ QPSK	
699.7 MHz	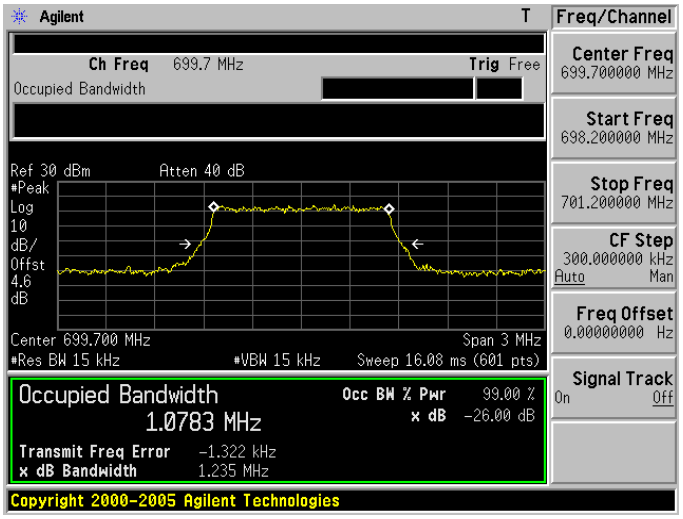
707.5 MHz	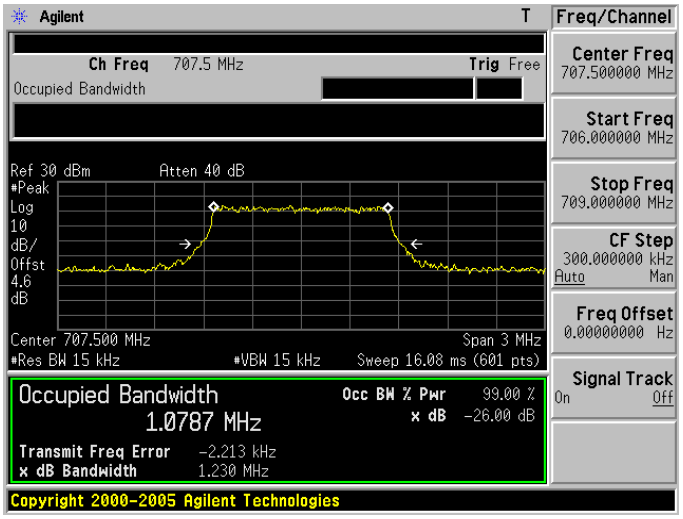
715.3 MHz	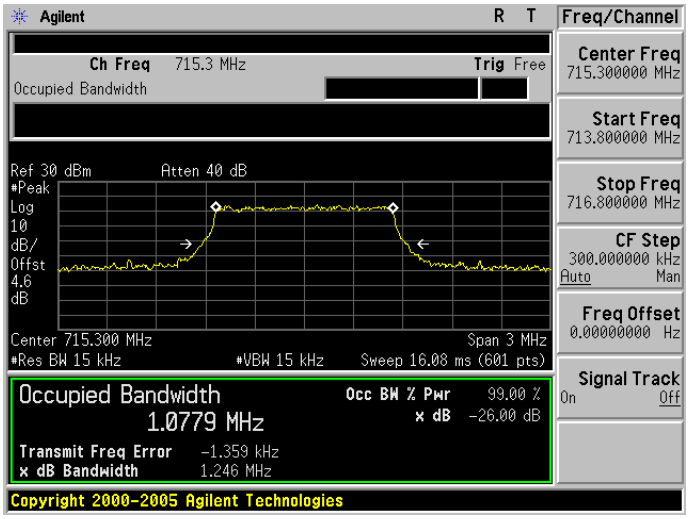

LTE Band 12 (Channel Bandwidth: 3 MHz) _ QPSK	
700.5 MHz	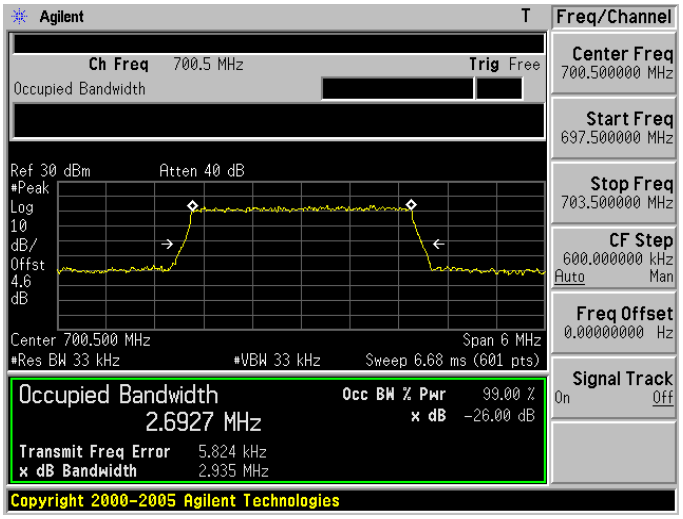
707.5 MHz	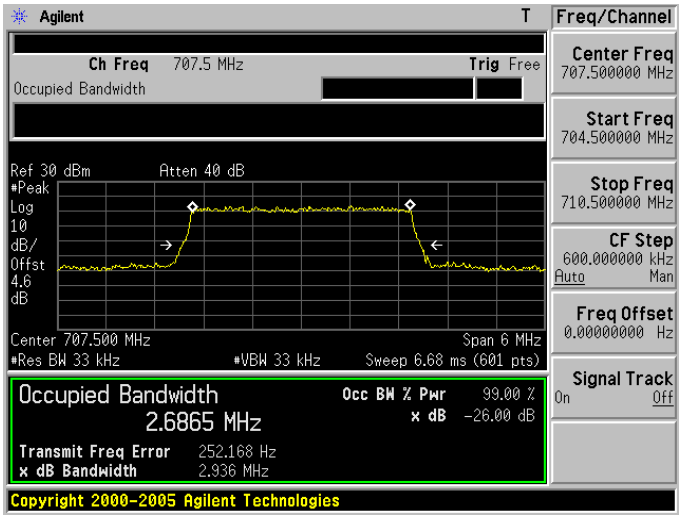
714.5 MHz	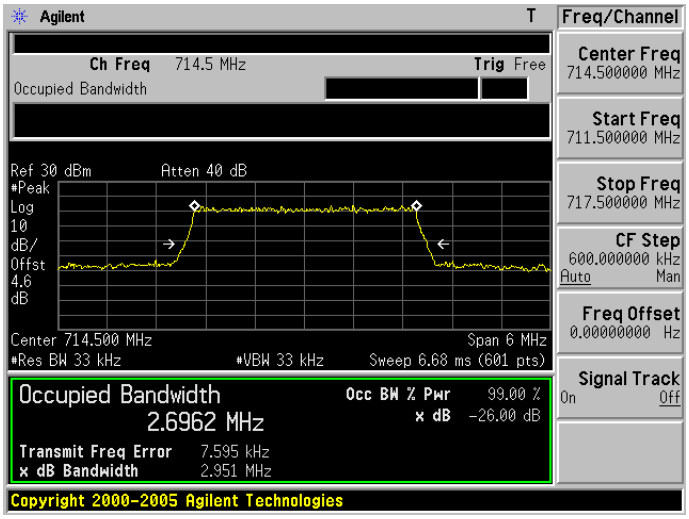

LTE Band 12 (Channel Bandwidth: 5 MHz) _ QPSK	
701.5 MHz	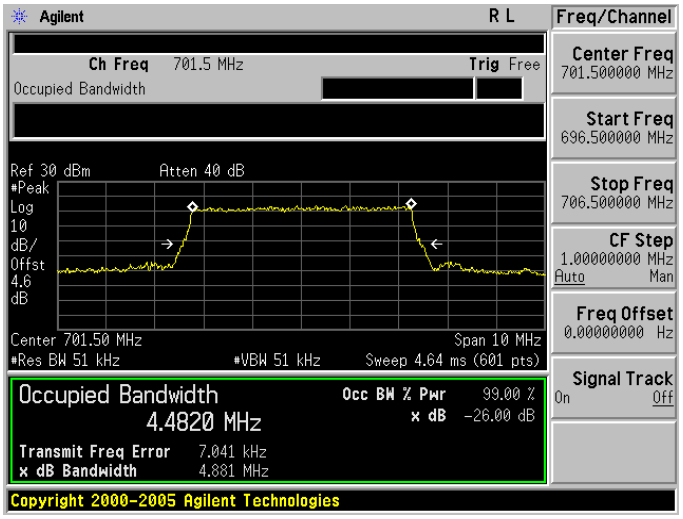
707.5 MHz	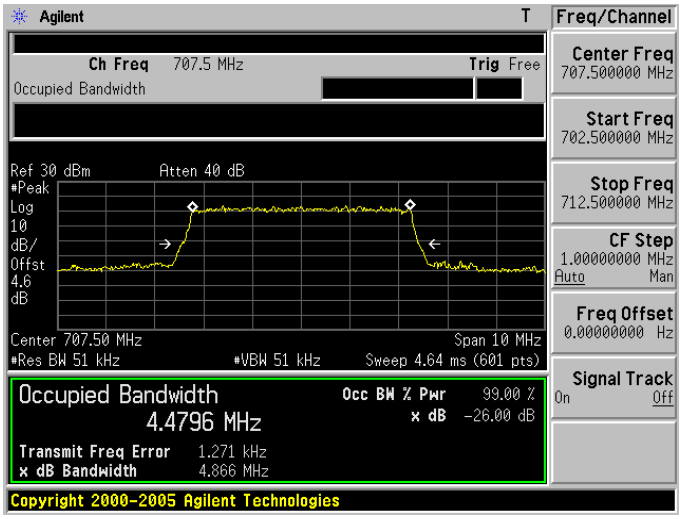
713.5 MHz	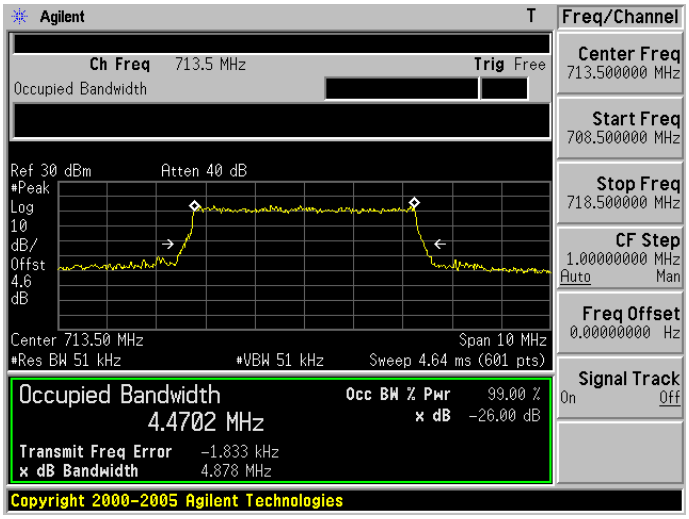

LTE Band 12 (Channel Bandwidth: 10 MHz) _ QPSK	
704.0 MHz	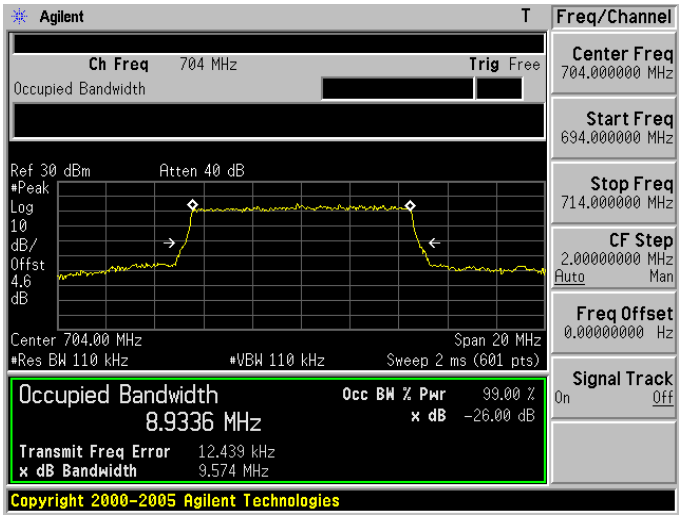
707.5 MHz	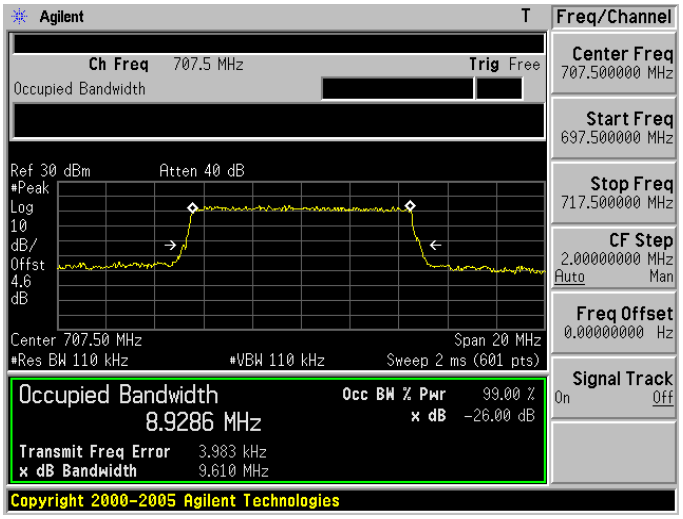
711.0 MHz	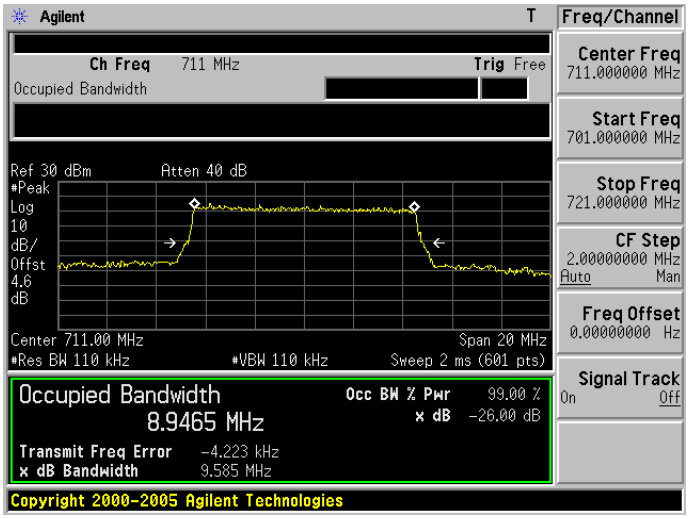

LTE Band 12 (Channel Bandwidth: 1.4 MHz) _ 16QAM	
669.7 MHz	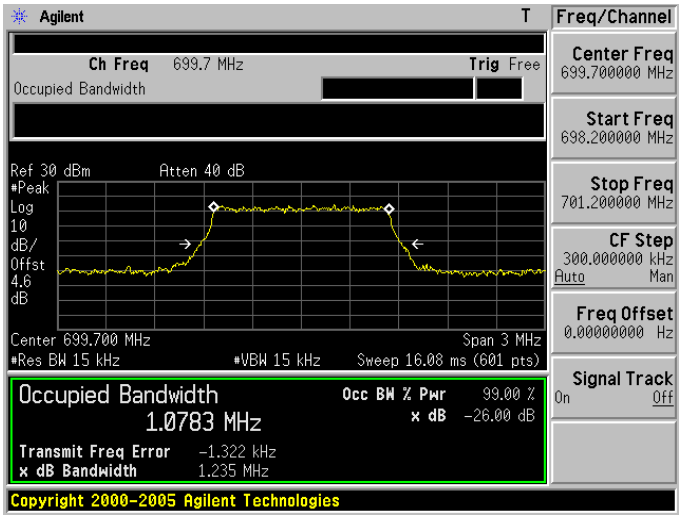
707.5 MHz	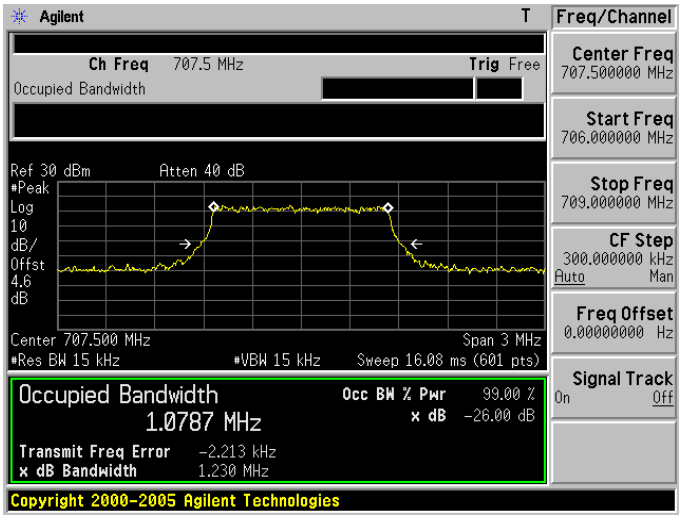
715.3 MHz	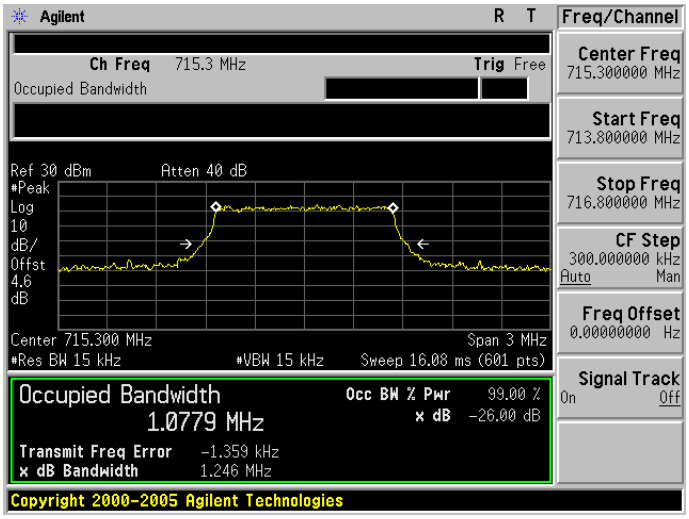

LTE Band 12 (Channel Bandwidth: 3 MHz) _ 16QAM	
700.5 MHz	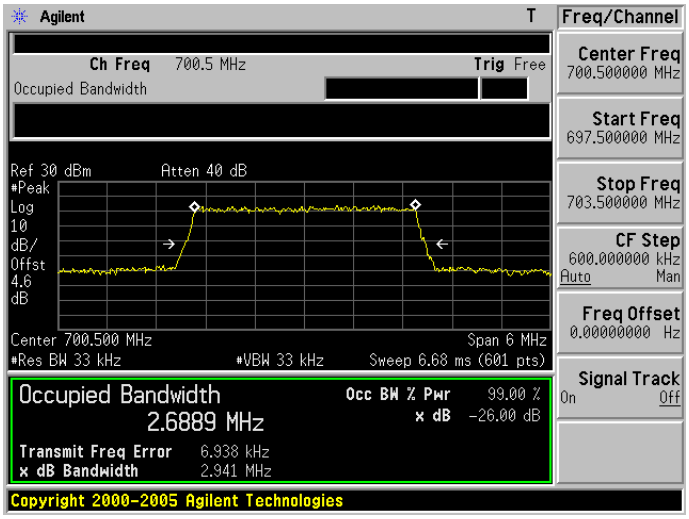
707.5 MHz	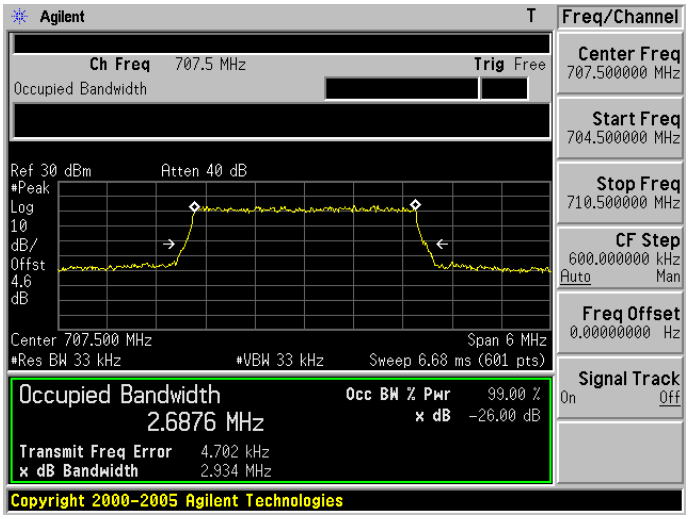
714.5 MHz	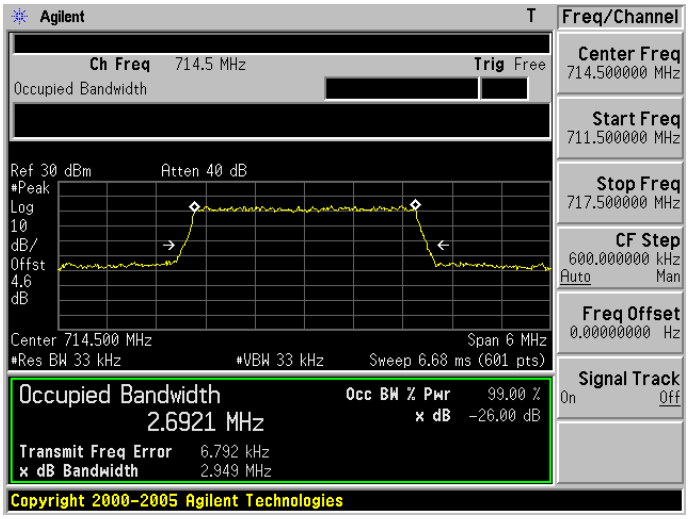

LTE Band 12 (Channel Bandwidth: 5 MHz) _ 16QAM	
701.5 MHz	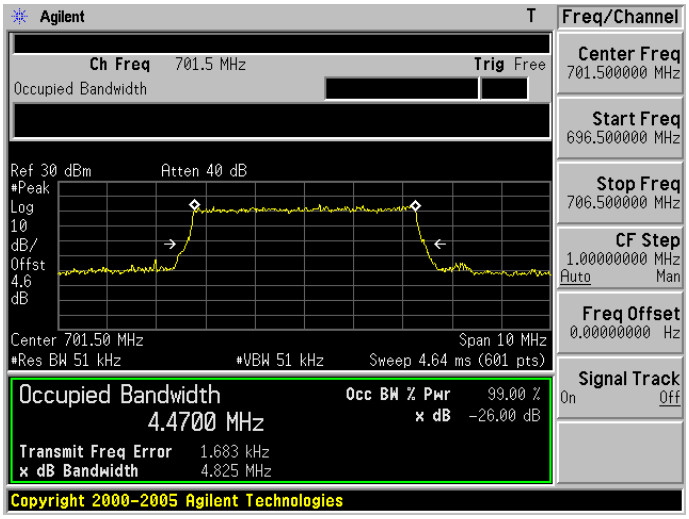
707.5 MHz	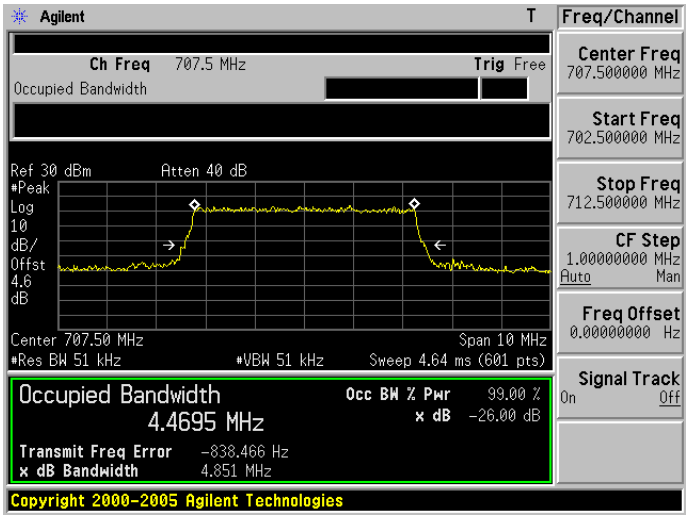
713.5 MHz	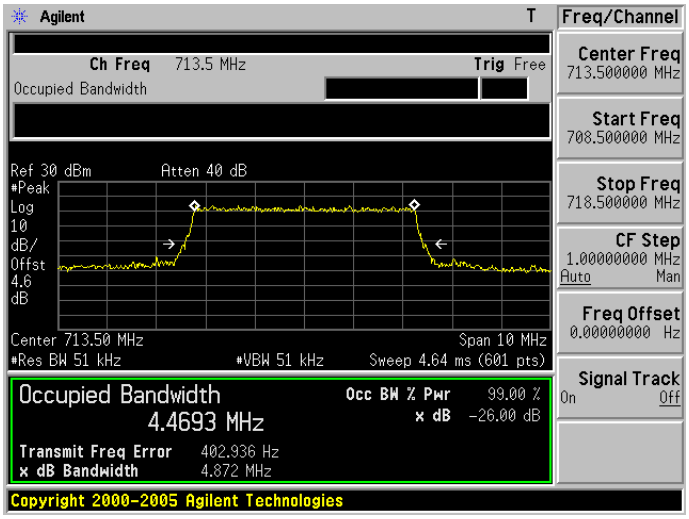

LTE Band 12 (Channel Bandwidth: 10 MHz) _ 16QAM	
704.0 MHz	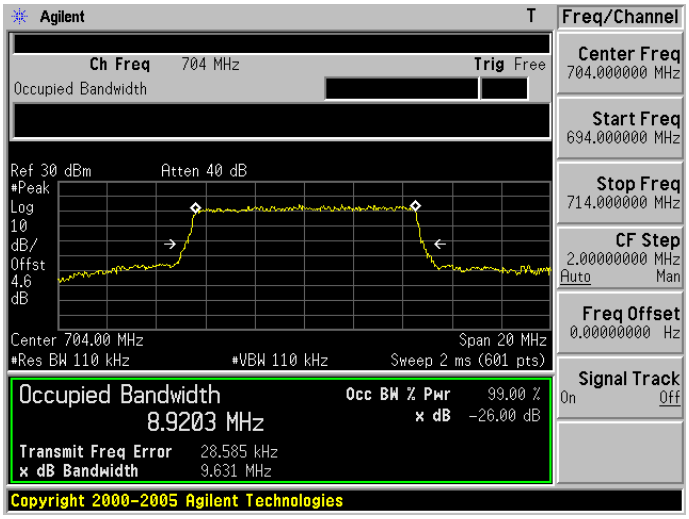
707.5 MHz	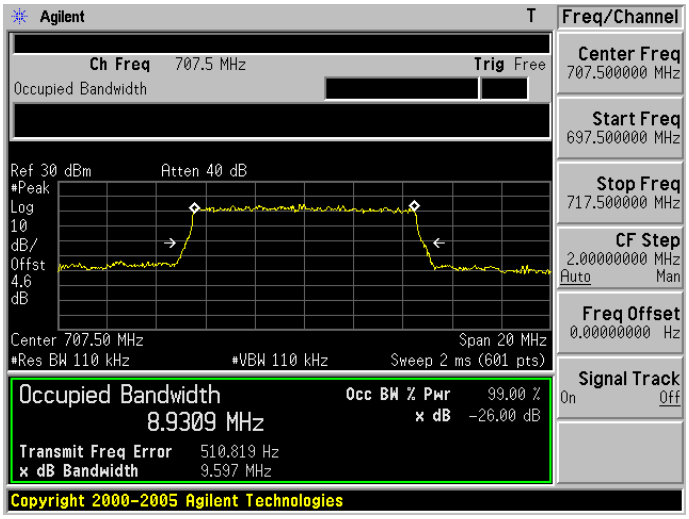
711.0 MHz	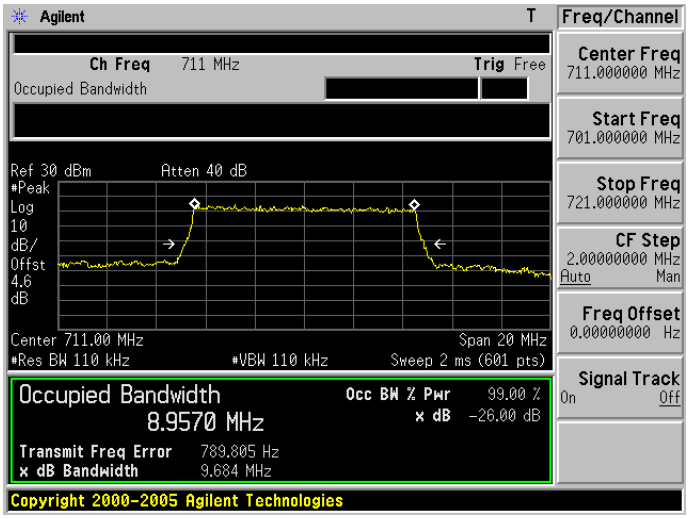

LTE Band 13 (Channel Bandwidth: 5 MHz) _ QPSK	
779.5 MHz	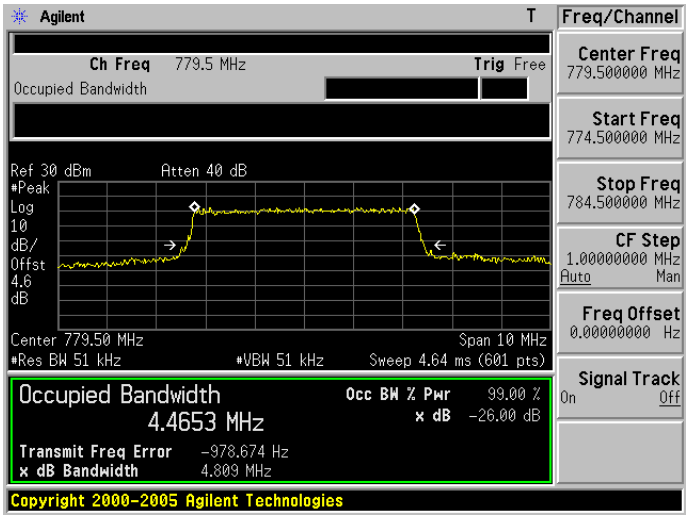
782.0 MHz	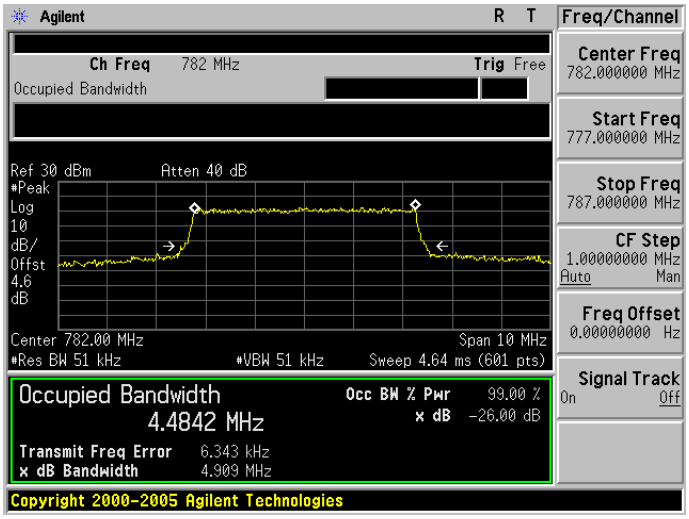
784.5 MHz	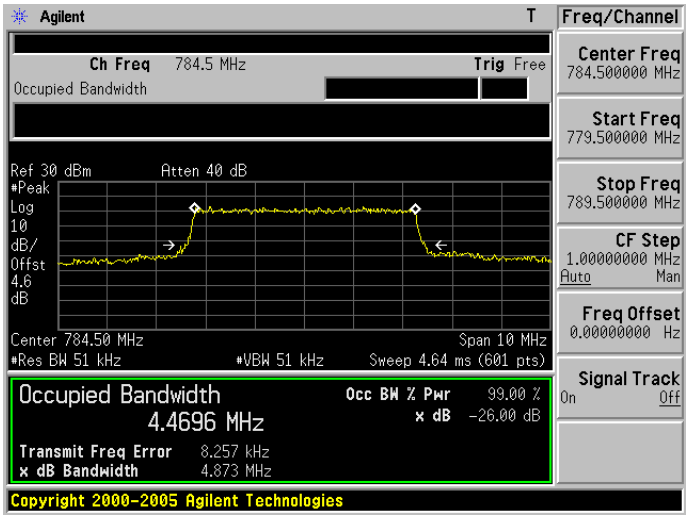

LTE Band 13 (Channel Bandwidth: 10 MHz) _ QPSK	
782.0 MHz	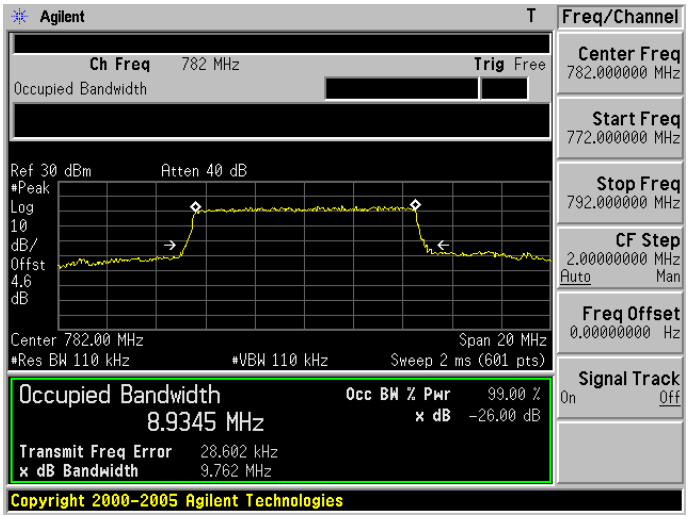

LTE Band 13 (Channel Bandwidth: 5 MHz) _ 16QAM	
779.5 MHz	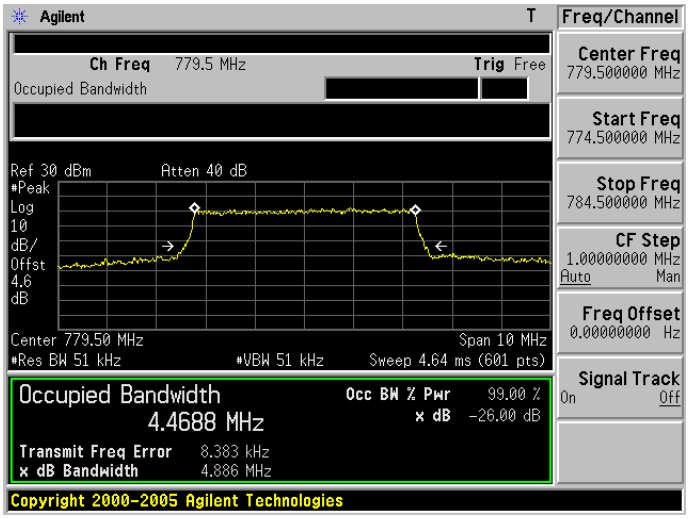
782.0 MHz	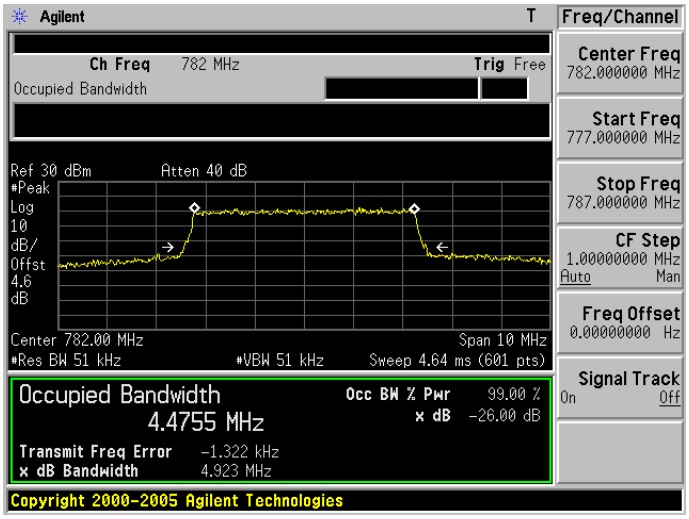
784.5 MHz	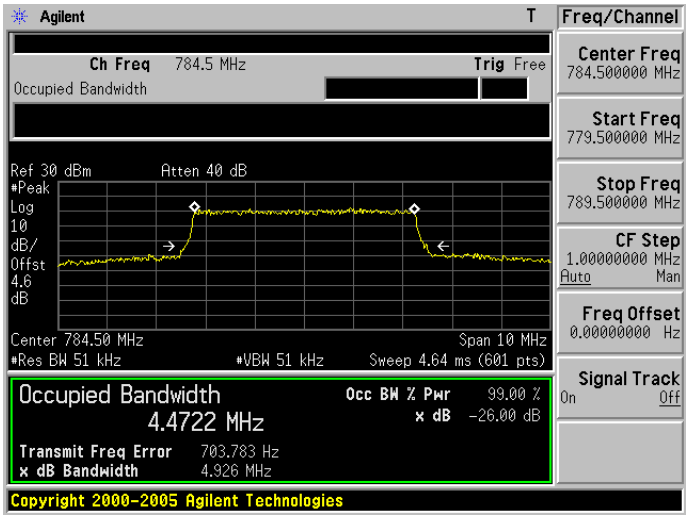

LTE Band 13 (Channel Bandwidth: 10 MHz) _ 16QAM	
782.0 MHz	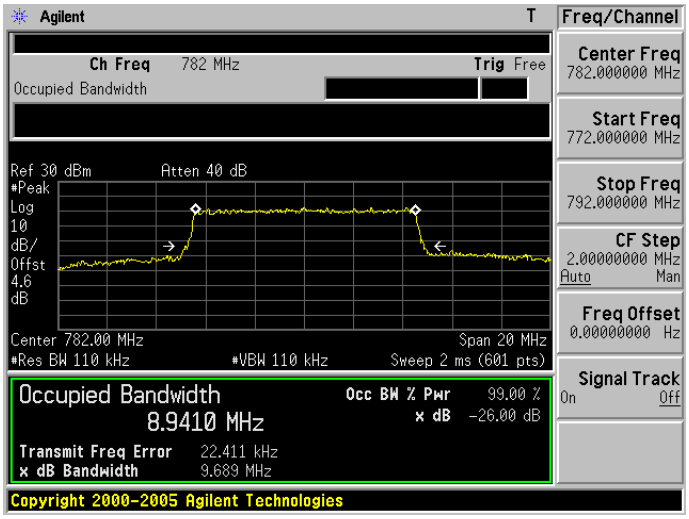

LTE Band 17 (Channel Bandwidth: 5 MHz) _ QPSK	
706.5 MHz	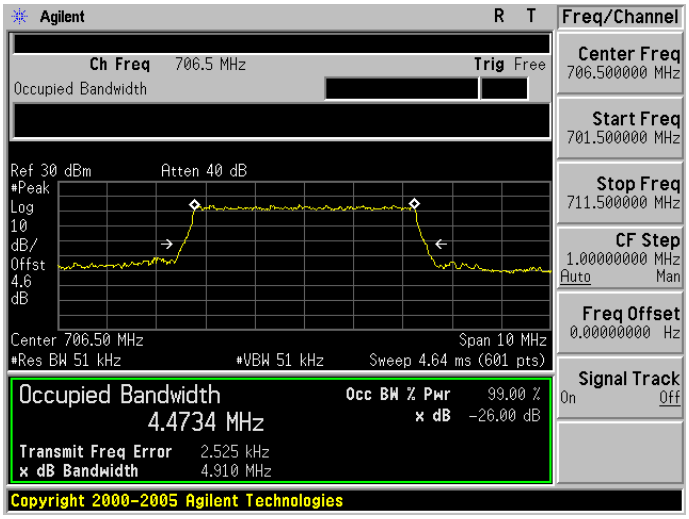
710.0 MHz	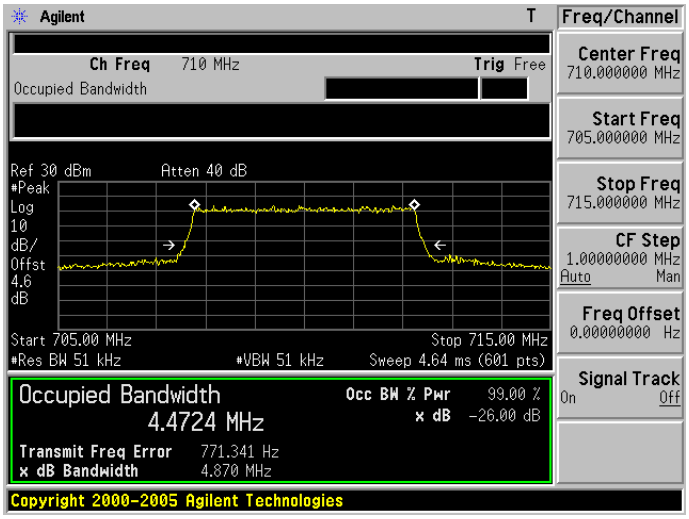
713.5 MHz	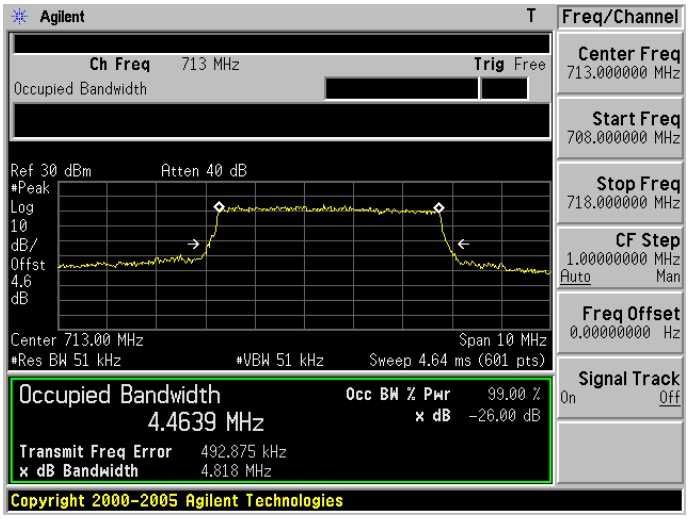

LTE Band 17 (Channel Bandwidth: 10 MHz) _ QPSK	
709.0 MHz	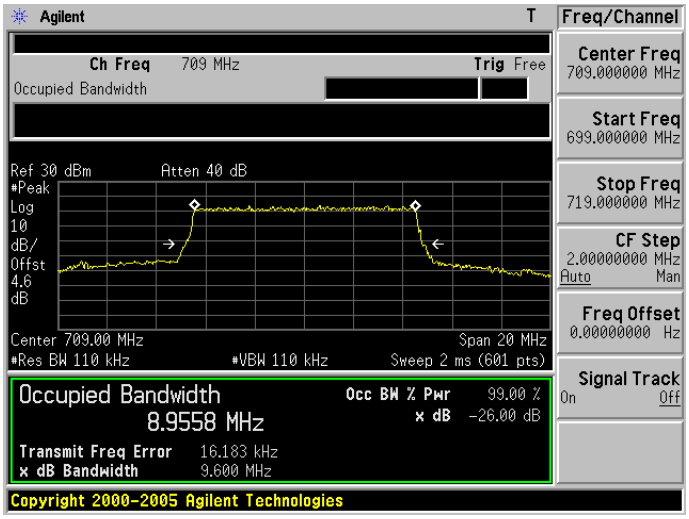
710.0 MHz	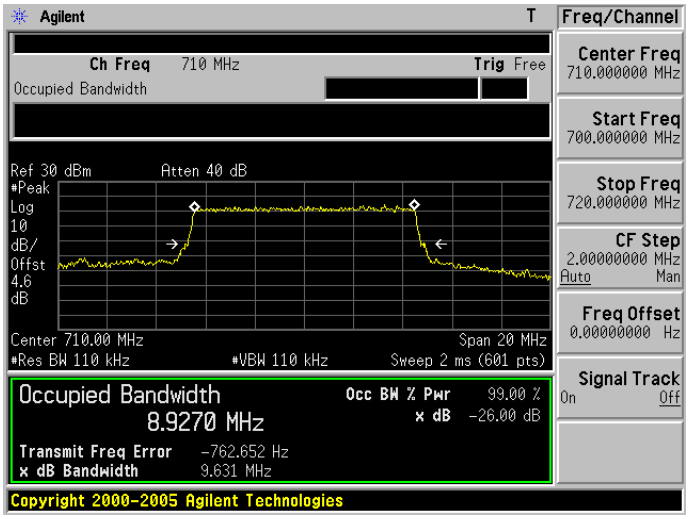
711.0 MHz	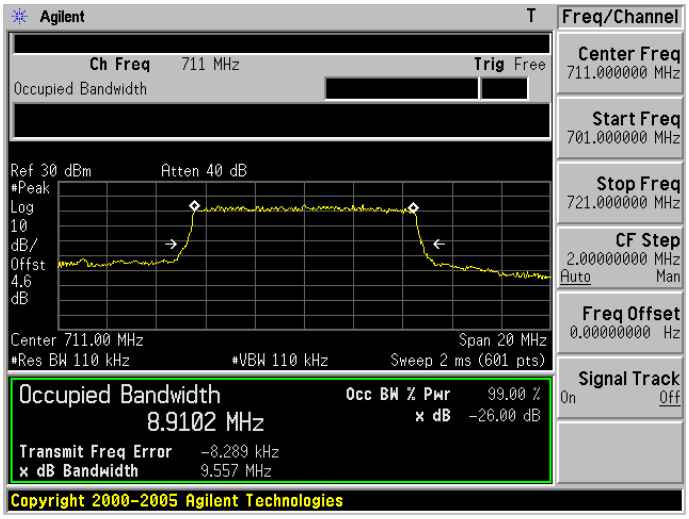

LTE Band 17 (Channel Bandwidth: 5 MHz) _ 16QAM	
706.5 MHz	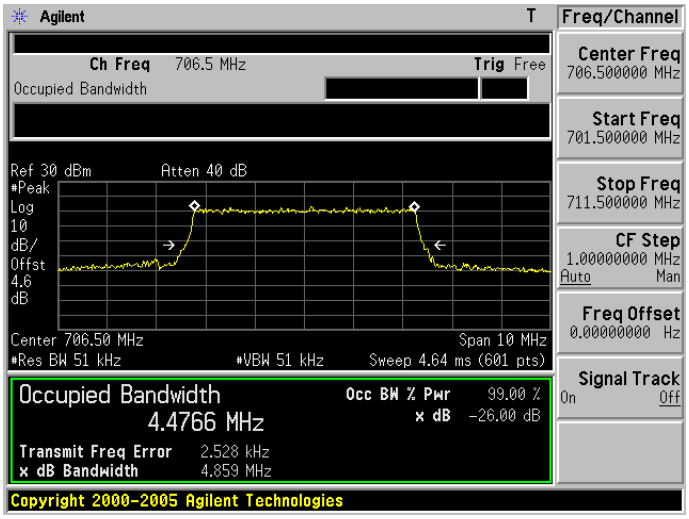
710.0 MHz	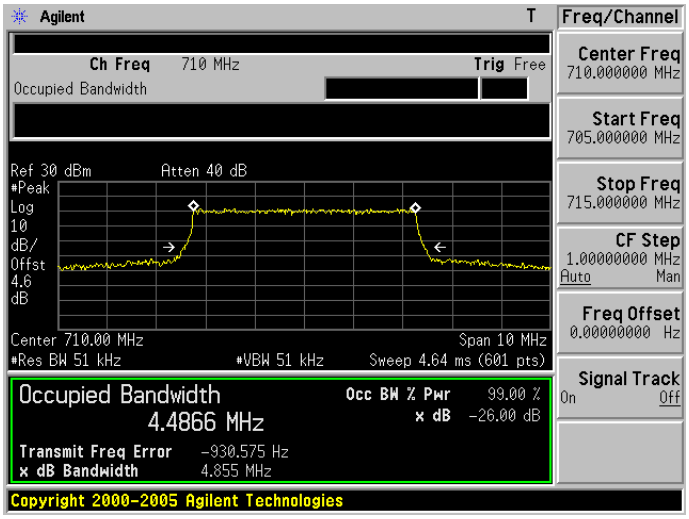
713.5 MHz	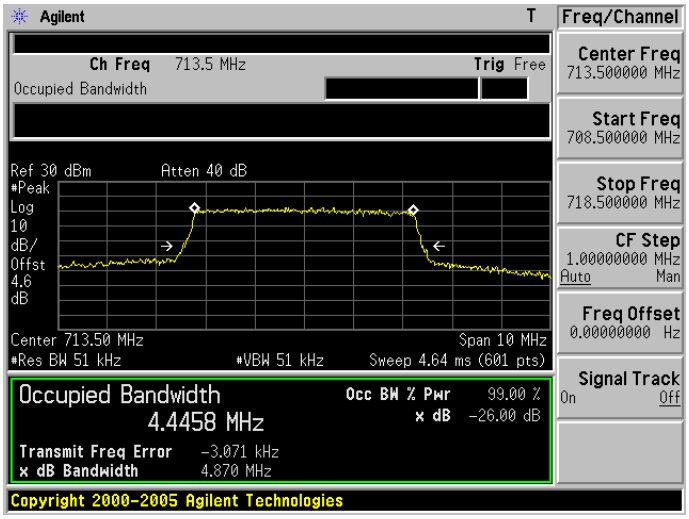

LTE Band 17 (Channel Bandwidth: 10 MHz) _ 16QAM	
709.0 MHz	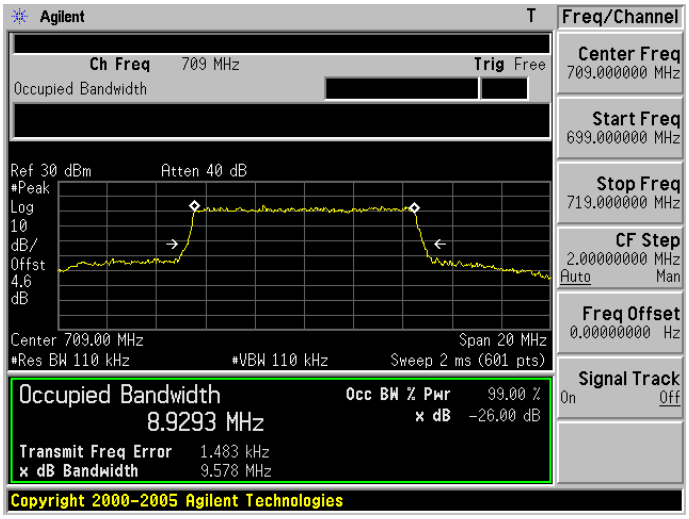
710.0 MHz	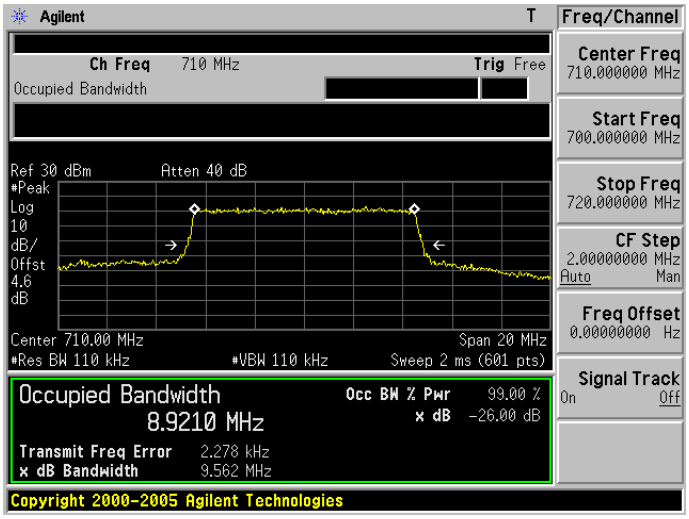
711.0 MHz	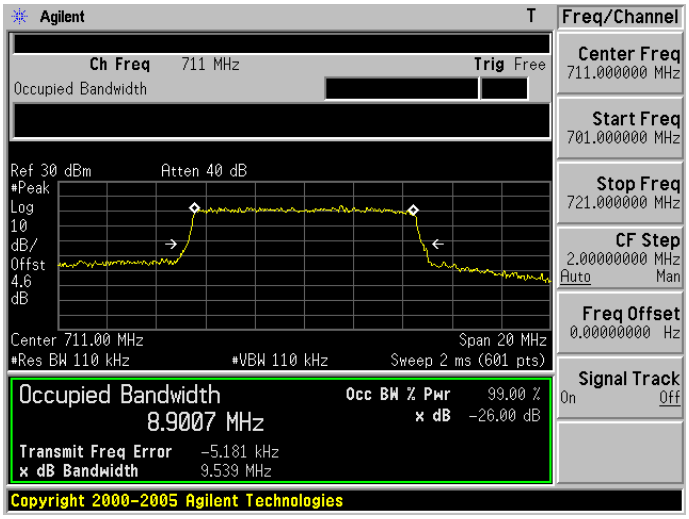

6 Peak to Average Ratio Test

6.1. Limit

In measuring transmissions in this band using an average power technique, the peak to-average ratio (PAR) of the transmission may not exceed 13 dB.

6.2. Test Instruments

Equipment	Manufacturer	Model No.	Serial No.	Cal. Date	Remark
Spectrum Analyzer	Agilent	E4445A	MY46181986	05/10/2014	(1)
Wideband Radio Communication Test	R & S	CMW500	103168	11/05/2013	(1)
Attenuator	RADIALL	R41572000	0603033073	N.C.R.	-----
Power divider	Agilent	87302C	3239A00760	N.C.R.	-----
Test Site	ATL	TE05	TE05	N.C.R.	-----

Remark: (1) Calibration period 1 year. (2) Calibration period 2 years.

Note: N.C.R. = No Calibration Request.

6.3. Setup

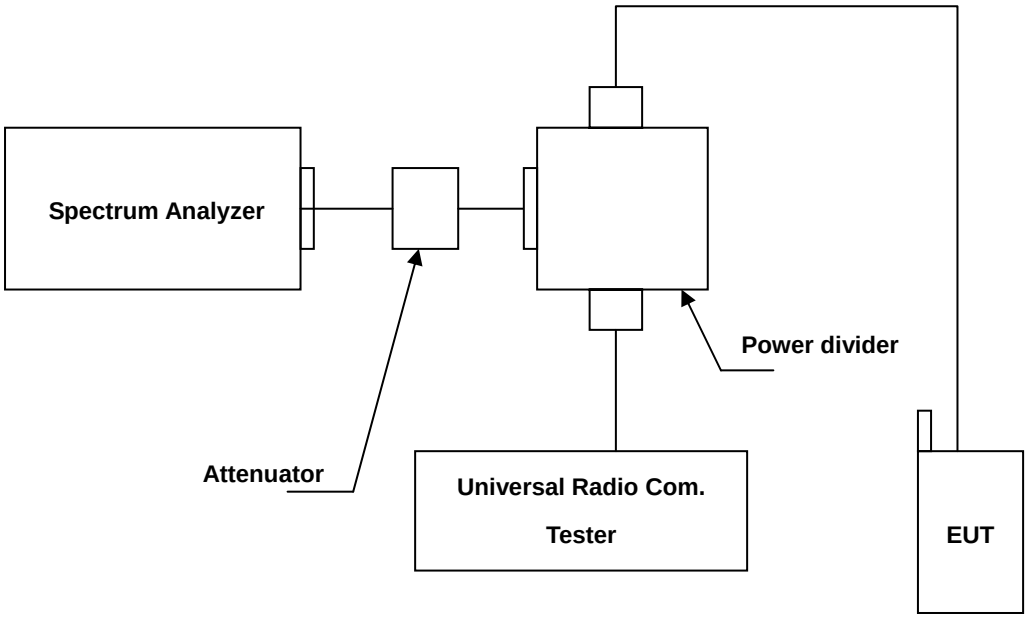

6.4. Test Procedure

The measurement is made according to FCC rules:

a. Set resolution/measurement bandwidth signal's occupied bandwidth;

b. Set the number of counts to a value that stabilizes the measured CCDF curve;

c. Record the maximum PAPR level associated with a probability of 0.1%.

6.5. Uncertainty

The measurement uncertainty is defined as for Conducted Power measurement is 1.2 dB.

6.6. Test Result

Model Number	AC785S-500		
Test Item	Peak to Average Ratio		
Date of Test	09/18/2014	Test Site	TE05

LTE Band 2				
Modulation	Channel Bandwidth	Frequency (MHz)	Peak to Average Ratio (dB)	Limit (dB)
QPSK	1.4 MHz	1880.0	4.97	< 13
	3 MHz	1880.0	5.09	< 13
	5 MHz	1880.0	4.96	< 13
	10 MHz	1880.0	4.88	< 13
	15 MHz	1880.0	4.76	< 13
	20 MHz	1880.0	4.48	< 13
16QAM	1.4 MHz	1880.0	6.04	< 13
	3 MHz	1880.0	6.21	< 13
	5 MHz	1880.0	6.12	< 13
	10 MHz	1880.0	6.08	< 13
	15 MHz	1880.0	5.87	< 13
	20 MHz	1880.0	5.62	< 13

LTE Band 4				
Modulation	Channel Bandwidth	Frequency (MHz)	Peak to Average Ratio (dB)	Limit (dB)
QPSK	1.4 MHz	1732.5	4.43	< 13
	3 MHz	1732.5	4.44	< 13
	5 MHz	1732.5	4.31	< 13
	10 MHz	1732.5	4.06	< 13
	15 MHz	1732.5	3.81	< 13
	20 MHz	1732.5	3.62	< 13
16QAM	1.4 MHz	1732.5	5.57	< 13
	3 MHz	1732.5	5.54	< 13
	5 MHz	1732.5	5.48	< 13
	10 MHz	1732.5	5.05	< 13
	15 MHz	1732.5	4.83	< 13
	20 MHz	1732.5	4.69	< 13

LTE Band 5				
Modulation	Channel Bandwidth	Frequency (MHz)	Peak to Average Ratio (dB)	Limit (dB)
QPSK	1.4 MHz	836.5	5.26	< 13
	3 MHz	836.5	5.41	< 13
	5 MHz	836.5	5.31	< 13
	10 MHz	836.5	5.47	< 13
16QAM	1.4 MHz	836.5	6.40	< 13
	3 MHz	836.5	6.61	< 13
	5 MHz	836.5	6.47	< 13
	10 MHz	836.5	6.64	< 13

LTE Band 7				
Modulation	Channel Bandwidth	Frequency (MHz)	Peak to Average Ratio (dB)	Limit (dB)
QPSK	5 MHz	2535.0	4.03	< 13
	10 MHz	2535.0	4.18	< 13
	15 MHz	2535.0	4.37	< 13
	20 MHz	2535.0	4.53	< 13
16QAM	5 MHz	2535.0	5.18	< 13
	10 MHz	2535.0	5.32	< 13
	15 MHz	2535.0	5.56	< 13
	20 MHz	2535.0	5.72	< 13

LTE Band 12				
Modulation	Channel Bandwidth	Frequency (MHz)	Peak to Average Ratio (dB)	Limit (dB)
QPSK	1.4 MHz	707.5	5.32	< 13
	3 MHz	707.5	5.37	< 13
	5 MHz	707.5	5.33	< 13
	10 MHz	707.5	5.44	< 13
16QAM	1.4 MHz	707.5	6.41	< 13
	3 MHz	707.5	6.55	< 13
	5 MHz	707.5	6.39	< 13
	10 MHz	707.5	6.67	< 13

LTE Band 13				
Modulation	Channel Bandwidth	Frequency (MHz)	Peak to Average Ratio (dB)	Limit (dB)
QPSK	5 MHz	782.0	4.94	< 13
	10 MHz	782.0	4.88	< 13
16QAM	5 MHz	782.0	6.05	< 13
	10 MHz	782.0	6.02	< 13

LTE Band 17				
Modulation	Channel Bandwidth	Frequency (MHz)	Peak to Average Ratio (dB)	Limit (dB)
QPSK	5 MHz	710.0	5.10	< 13
	10 MHz	710.0	5.29	< 13
16QAM	5 MHz	710.0	6.15	< 13
	10 MHz	710.0	6.48	< 13

6.7. Test Graphs

LTE Band 2 (Channel Bandwidth: 1.4 MHz) _ QPSK	
1880.0 MHz	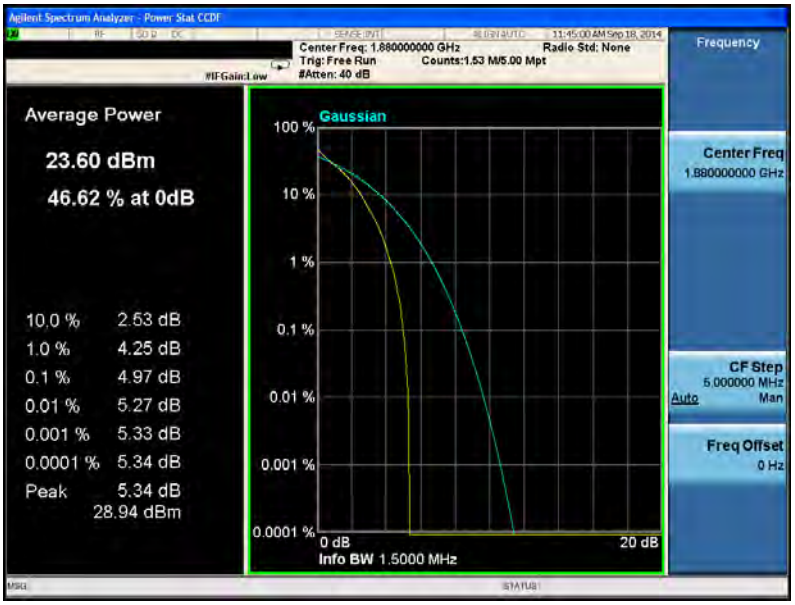

LTE Band 2 (Channel Bandwidth: 3 MHz) _ QPSK	
1880.0 MHz	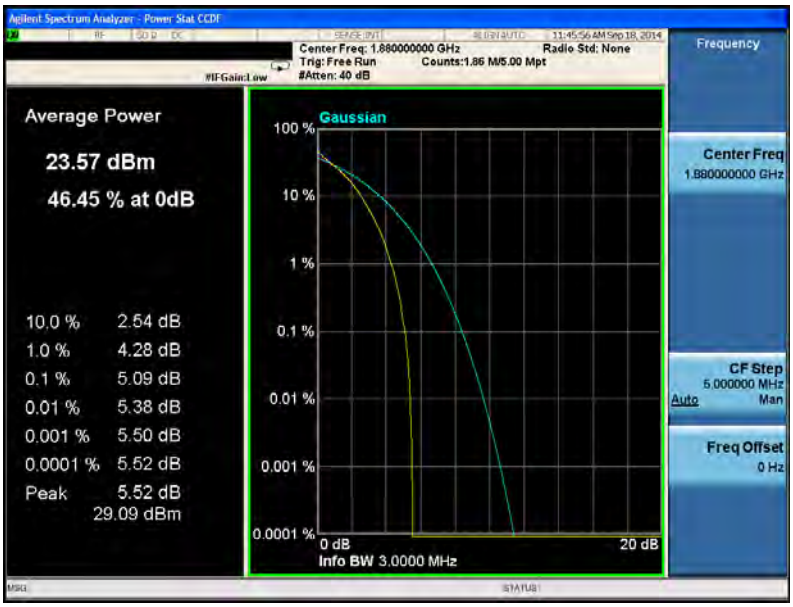

LTE Band 2 (Channel Bandwidth: 5 MHz) _ QPSK	
1880.0 MHz	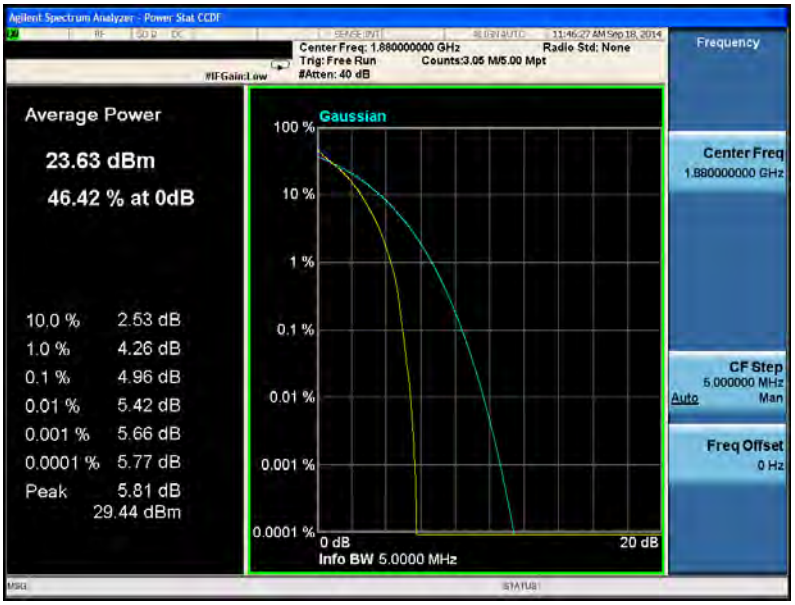

LTE Band 2 (Channel Bandwidth: 10 MHz) _ QPSK	
1880.0 MHz	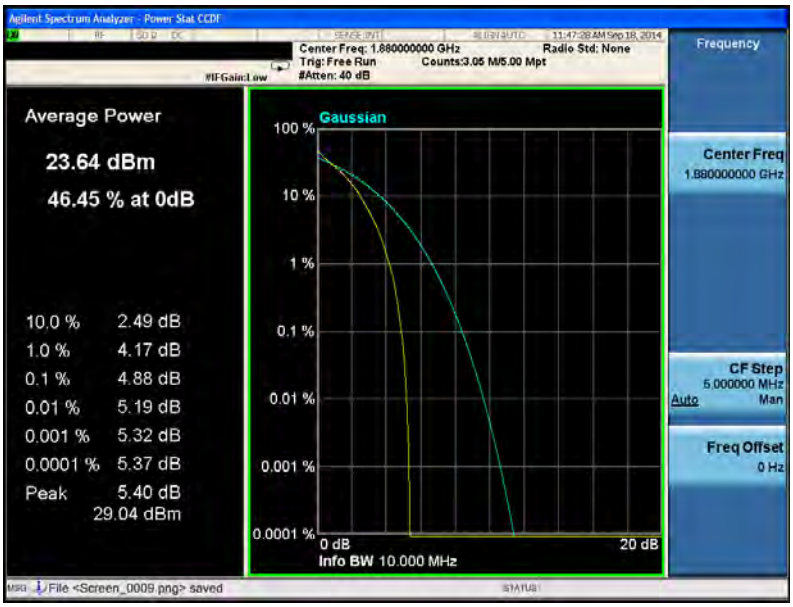

LTE Band 2 (Channel Bandwidth: 15 MHz) _ QPSK	
1880.0 MHz	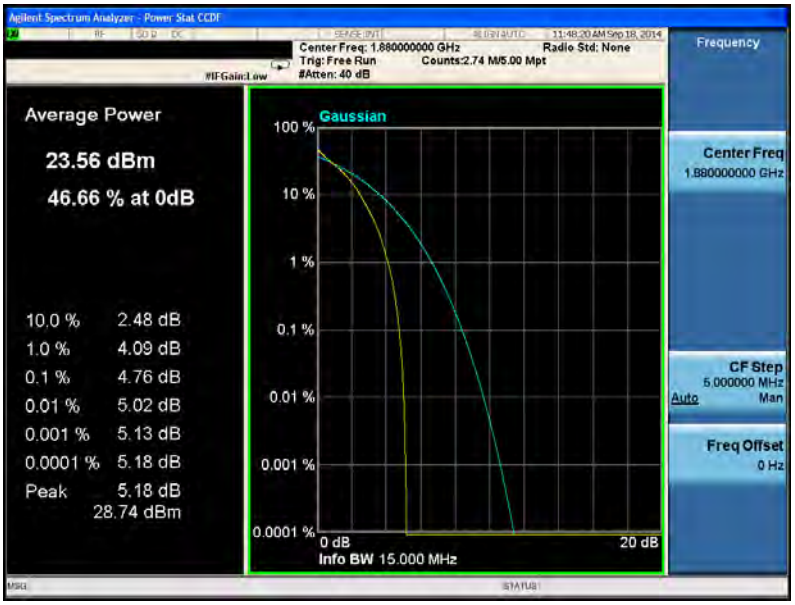

LTE Band 2 (Channel Bandwidth: 20 MHz) _ QPSK	
1880.0 MHz	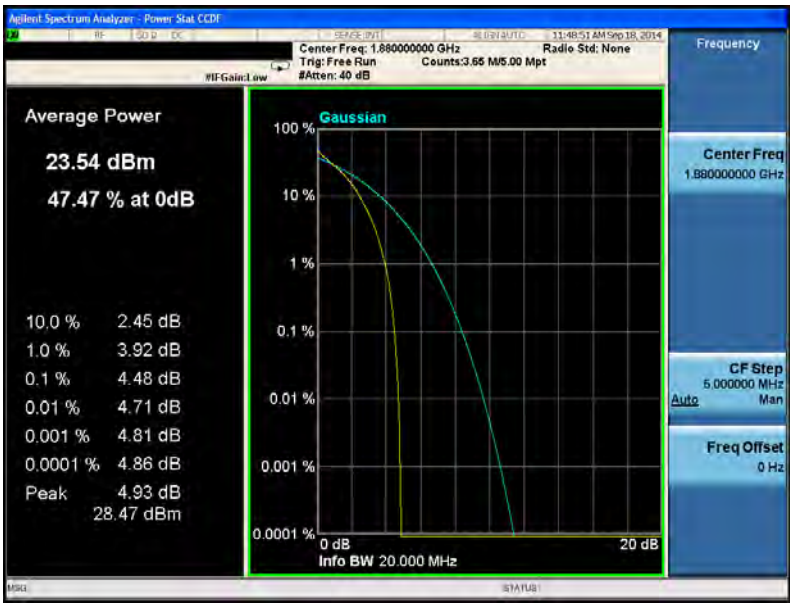

LTE Band 2 (Channel Bandwidth: 1.4 MHz) _ 16QAM	
1880.0 MHz	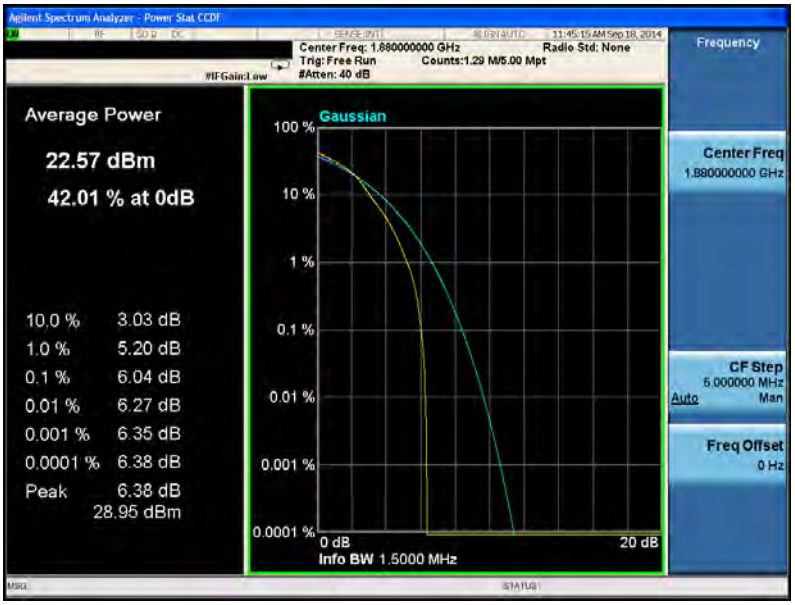

LTE Band 2 (Channel Bandwidth: 3 MHz) _ 16QAM	
1880.0 MHz	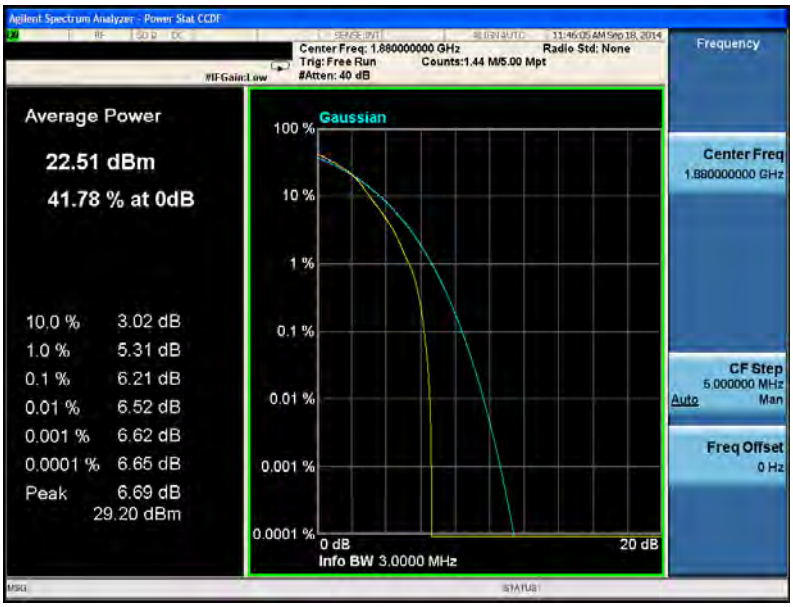

LTE Band 2 (Channel Bandwidth: 5 MHz) _ 16QAM	
1880.0 MHz	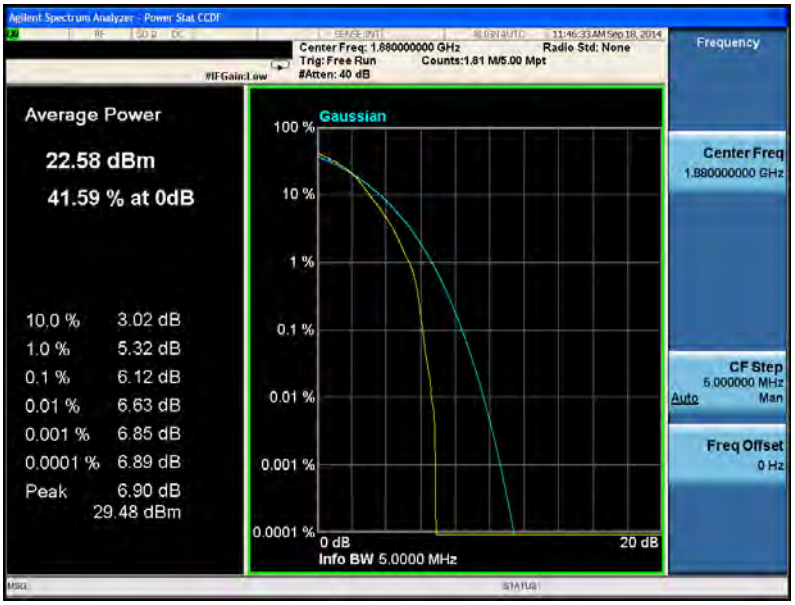

LTE Band 2 (Channel Bandwidth: 10 MHz) _ 16QAM	
1880.0 MHz	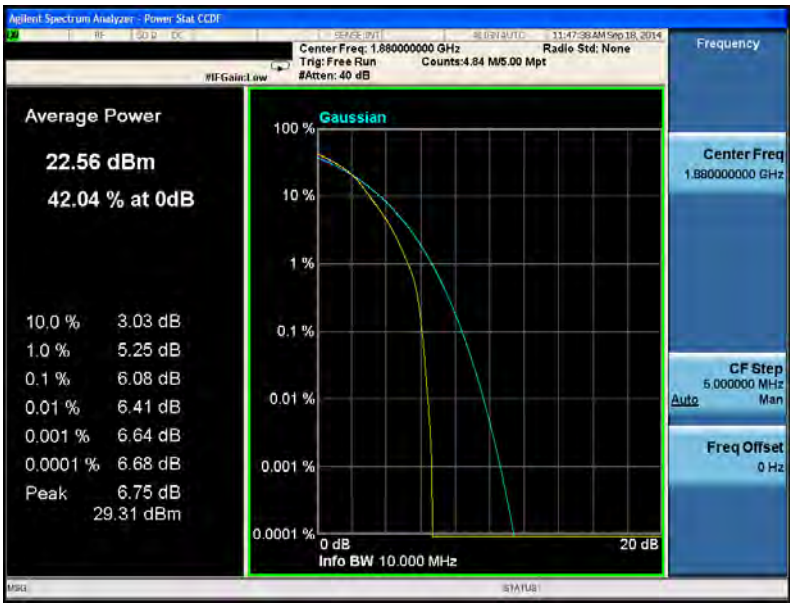

LTE Band 2 (Channel Bandwidth: 15 MHz) _ 16QAM	
1880.0 MHz	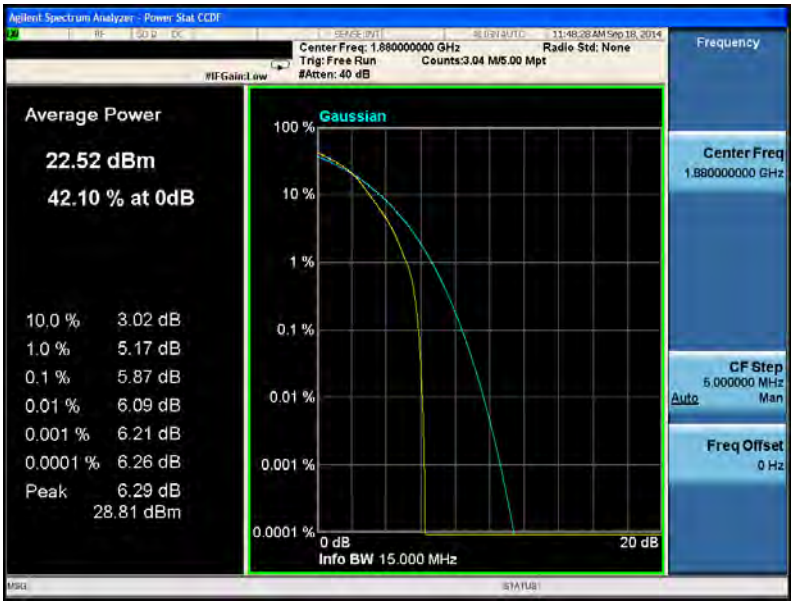

LTE Band 2 (Channel Bandwidth: 20 MHz) _ 16QAM	
1880.0 MHz	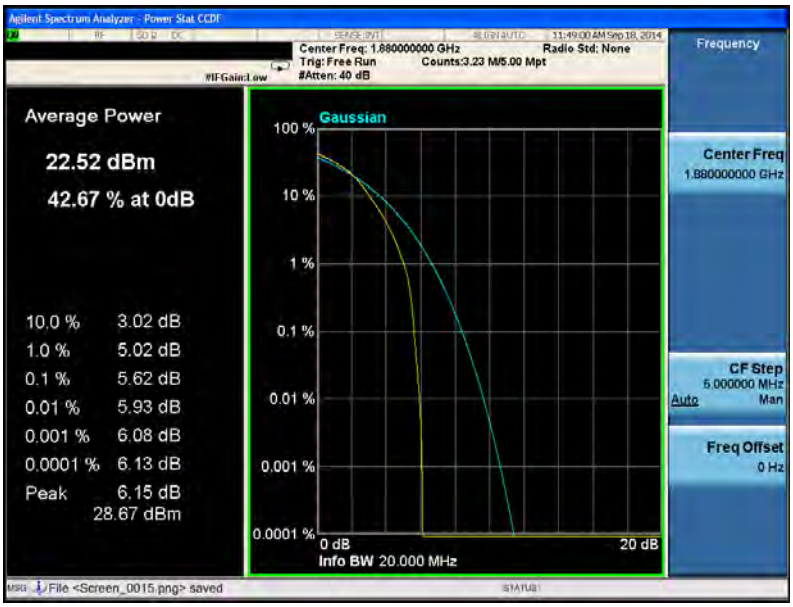

LTE Band 4 (Channel Bandwidth: 1.4 MHz) _ QPSK	
1732.5 MHz	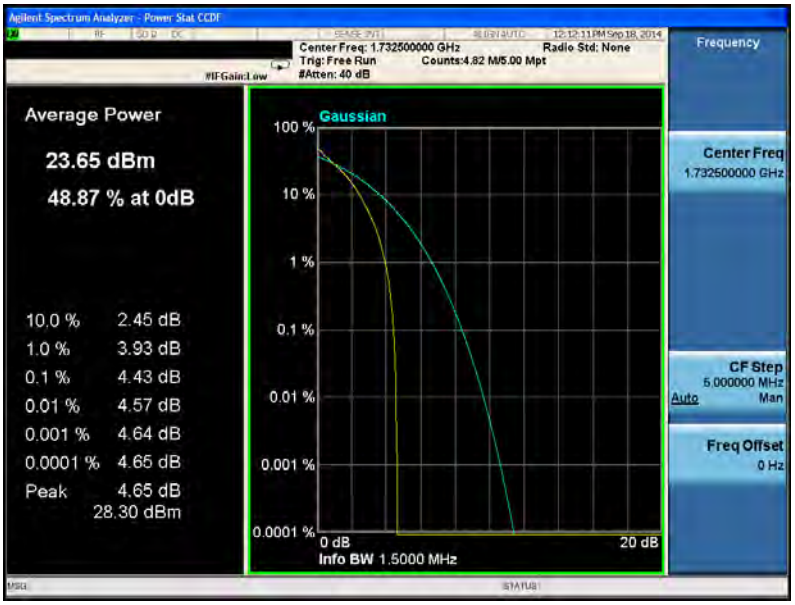

LTE Band 4 (Channel Bandwidth: 3 MHz) _ QPSK	
1732.5 MHz	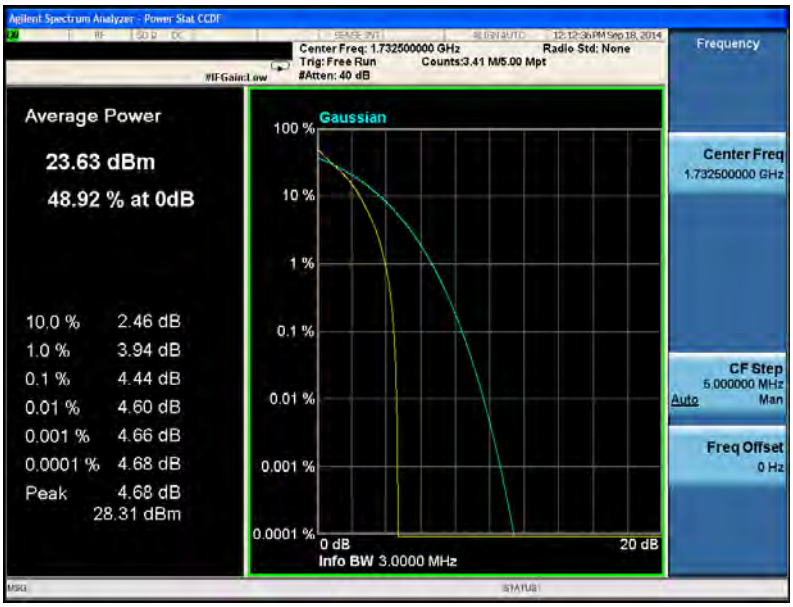

LTE Band 4 (Channel Bandwidth: 5 MHz) _ QPSK	
1732.5 MHz	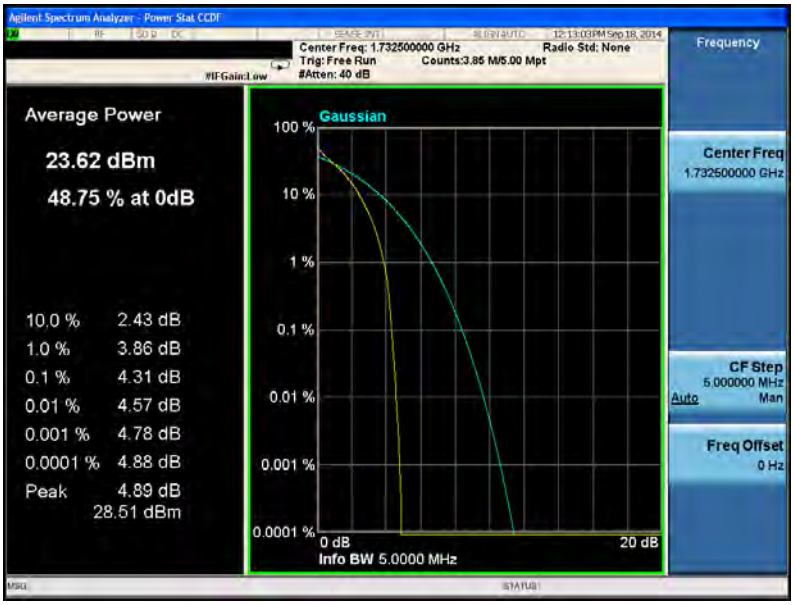

LTE Band 4 (Channel Bandwidth: 10 MHz) _ QPSK	
1732.5 MHz	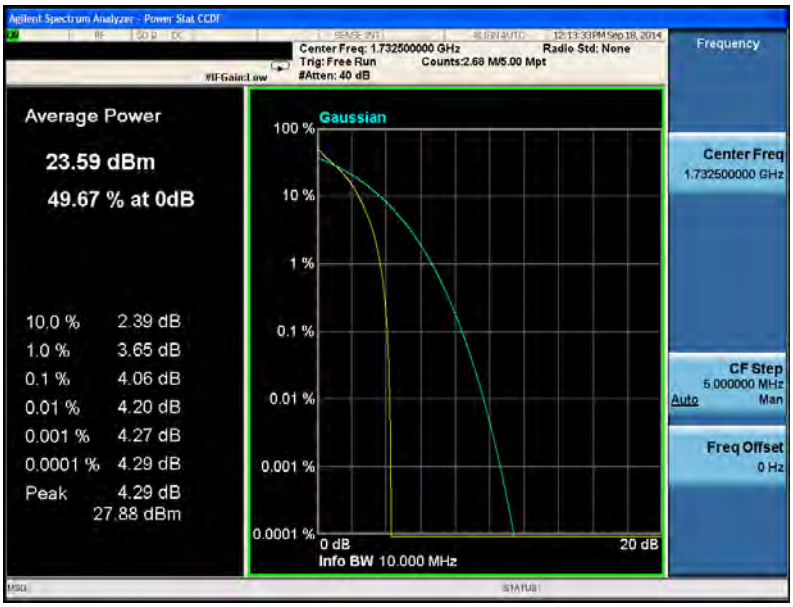

LTE Band 4 (Channel Bandwidth: 15 MHz) _ QPSK	
1732.5 MHz	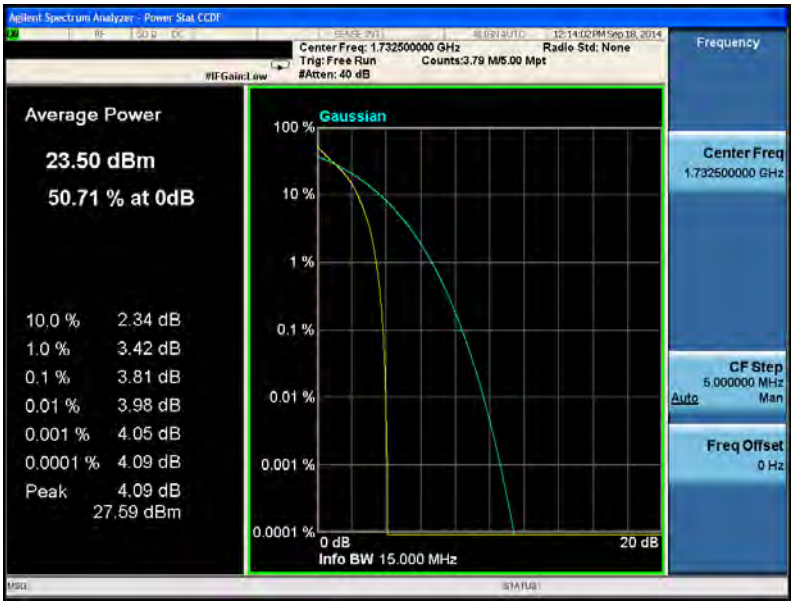

LTE Band 4 (Channel Bandwidth: 20 MHz) _ QPSK	
1732.5 MHz	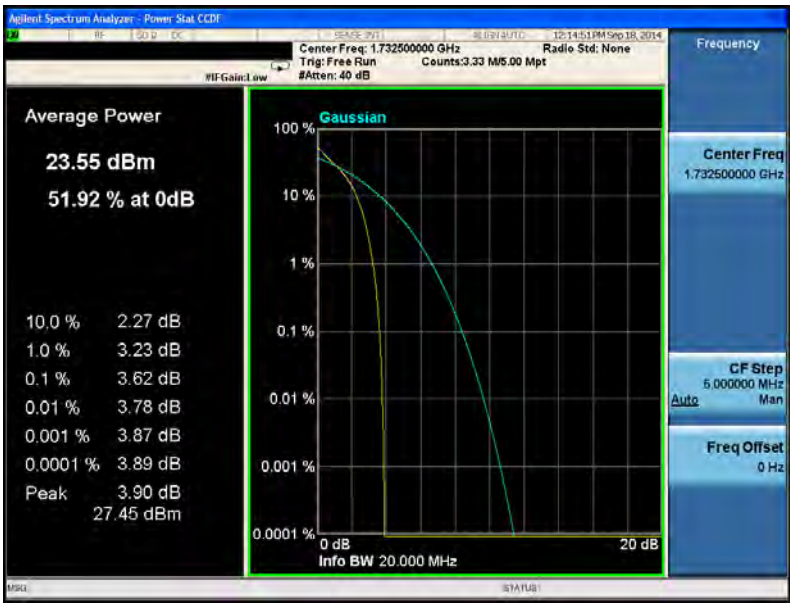

LTE Band 4 (Channel Bandwidth: 1.4 MHz) _ 16QAM	
1732.5 MHz	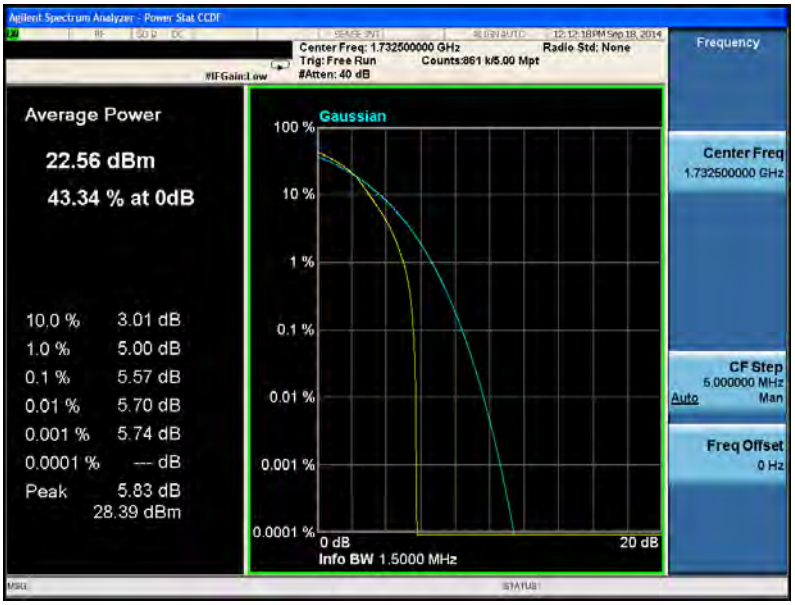

LTE Band 4 (Channel Bandwidth: 3 MHz) _ 16QAM	
1732.5 MHz	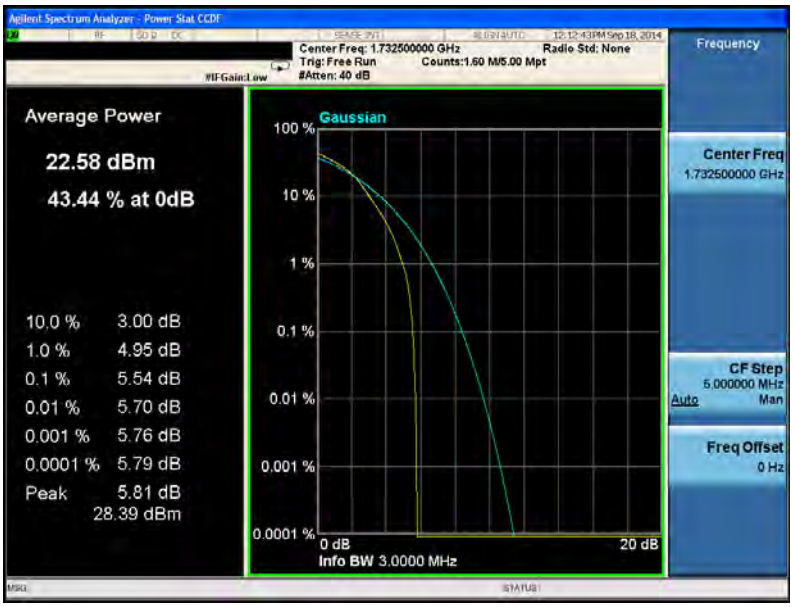

LTE Band 4 (Channel Bandwidth: 5 MHz) _ 16QAM	
1732.5 MHz	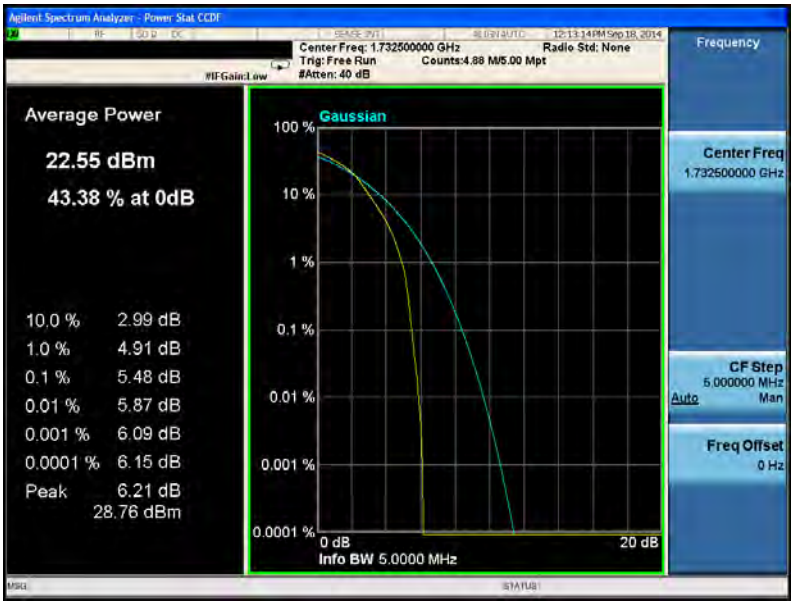

LTE Band 4 (Channel Bandwidth: 10 MHz) _ 16QAM	
1732.5 MHz	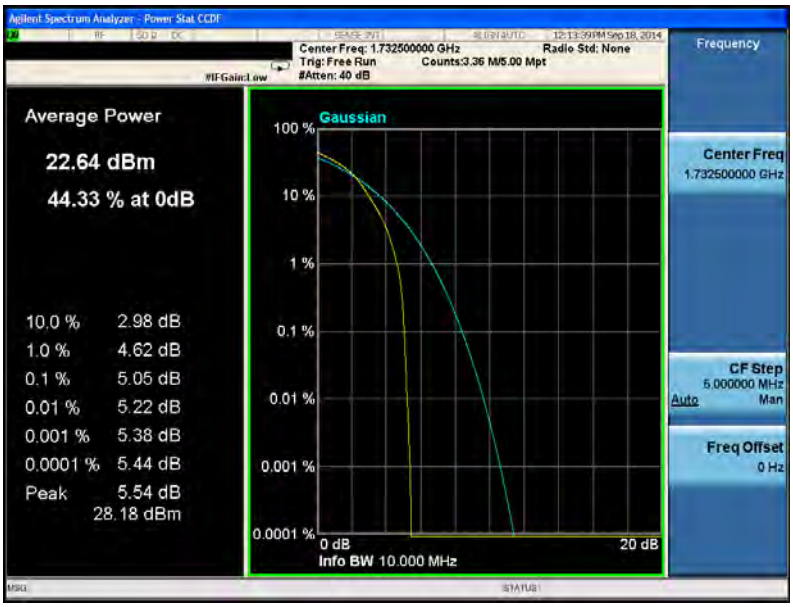

LTE Band 4 (Channel Bandwidth: 15 MHz) _ 16QAM	
1732.5 MHz	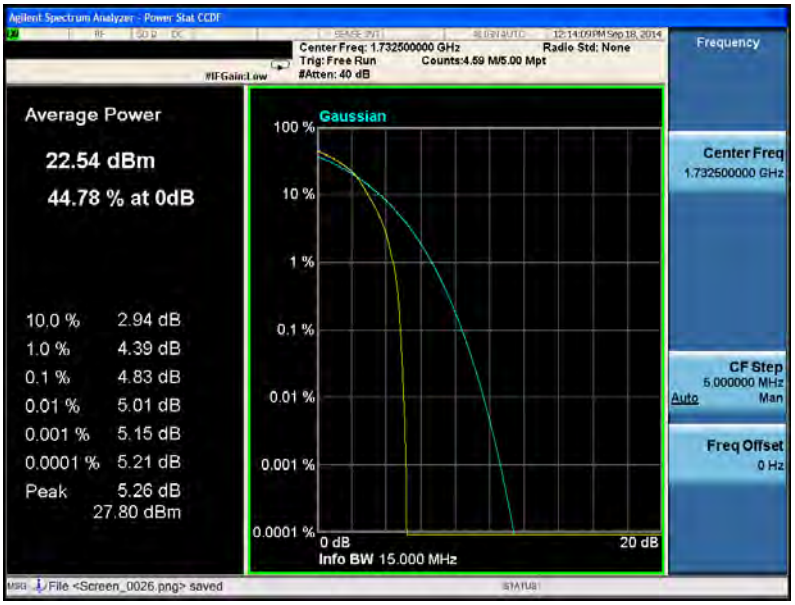

LTE Band 4 (Channel Bandwidth: 20 MHz) _ 16QAM	
1732.5 MHz	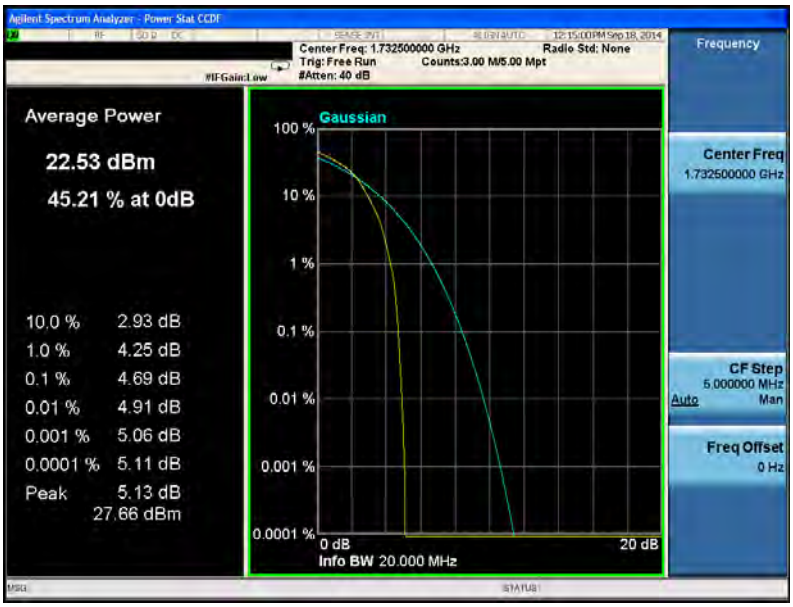

LTE Band 5 (Channel Bandwidth: 1.4 MHz) _ QPSK	
836.5 MHz	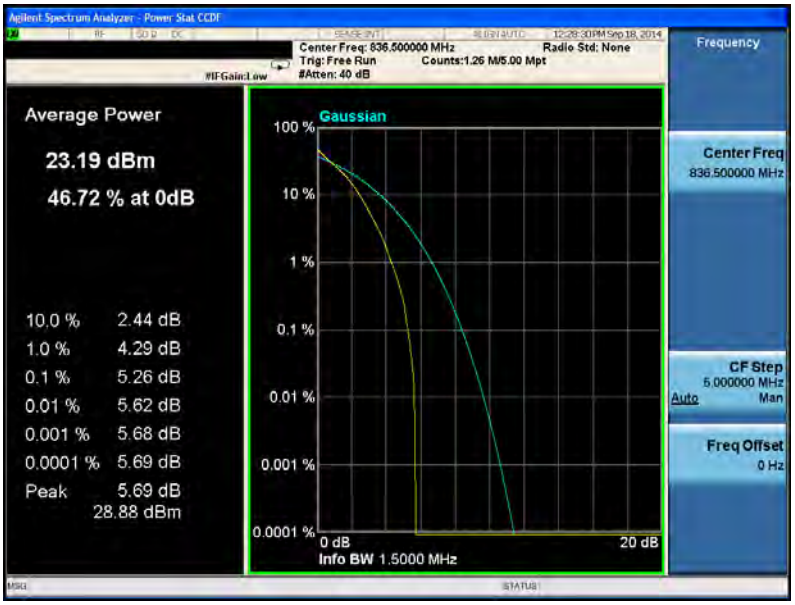

LTE Band 5 (Channel Bandwidth: 3 MHz) _ QPSK	
836.5 MHz	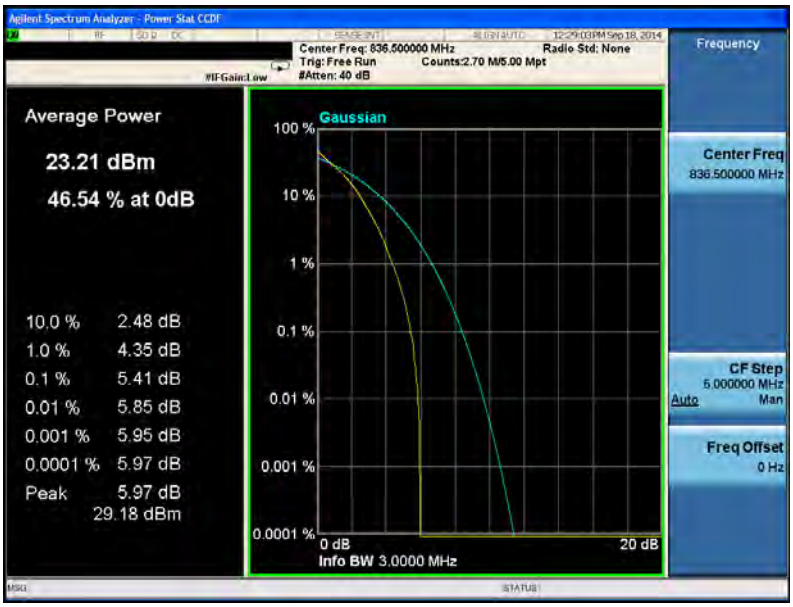

LTE Band 5 (Channel Bandwidth: 5 MHz) _ QPSK	
836.5 MHz	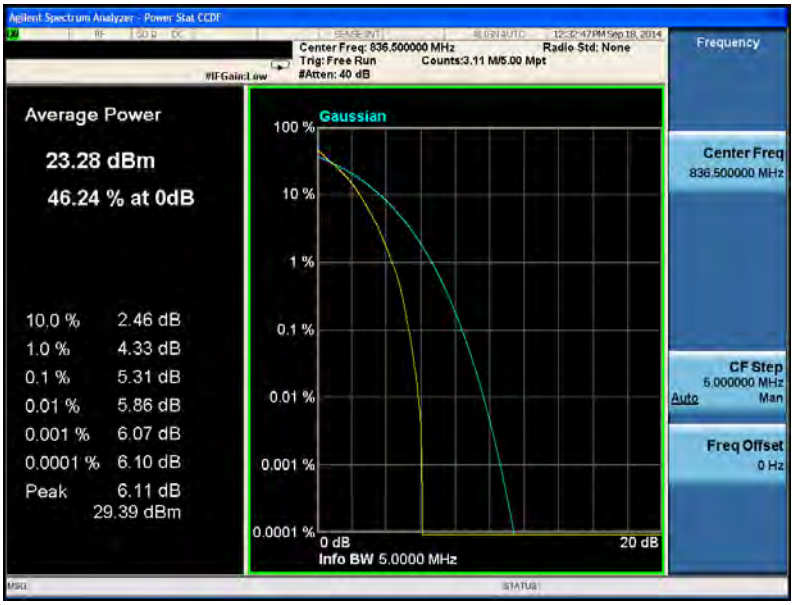

LTE Band 5 (Channel Bandwidth: 10 MHz) _ QPSK	
836.5 MHz	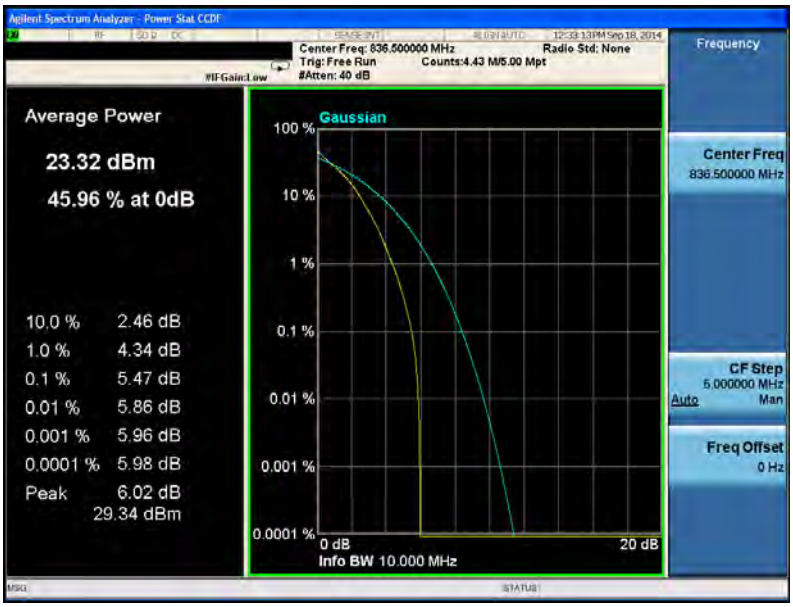

LTE Band 5 (Channel Bandwidth: 1.4 MHz) _ 16QAM	
836.5 MHz	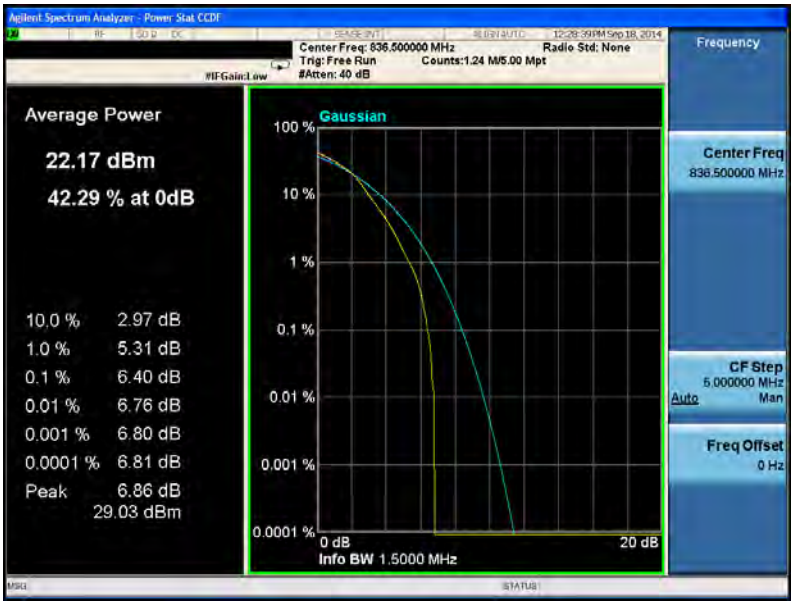

LTE Band 5 (Channel Bandwidth: 3 MHz) _ 16QAM	
836.5 MHz	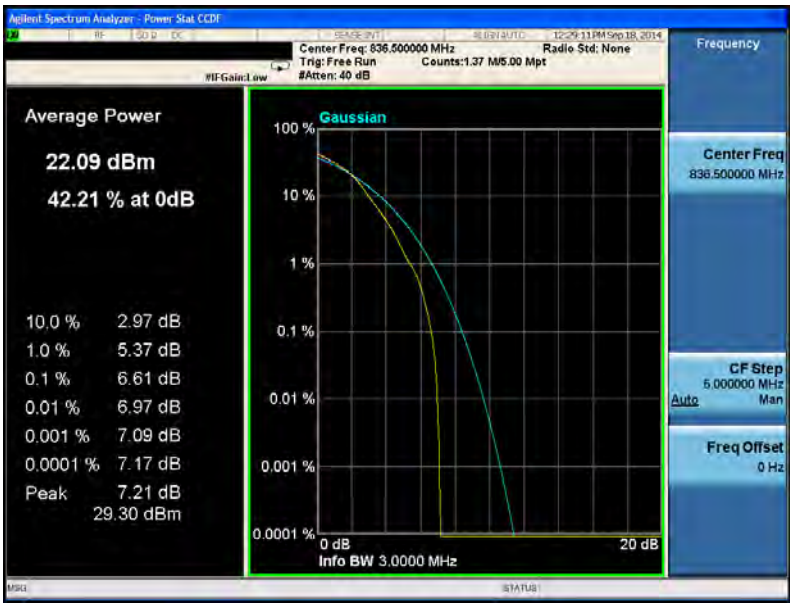

LTE Band 5 (Channel Bandwidth: 5 MHz) _ 16QAM	
836.5 MHz	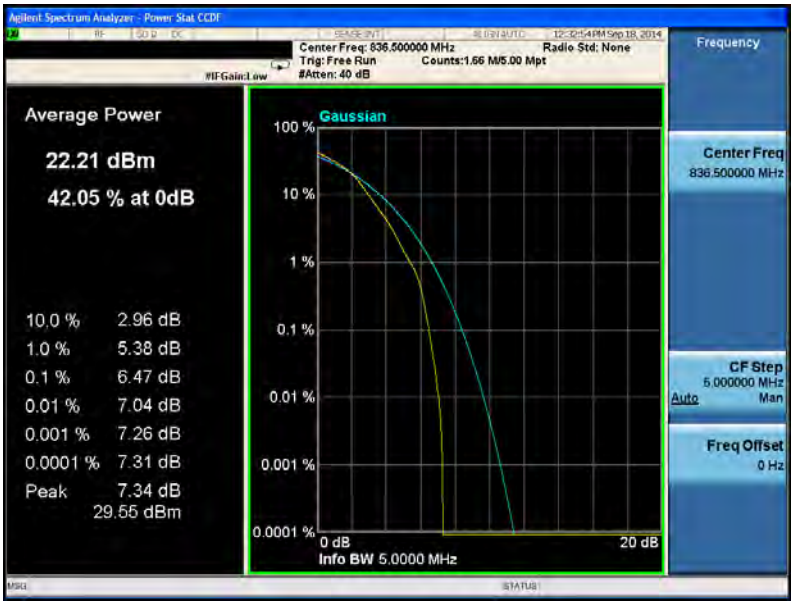

LTE Band 5 (Channel Bandwidth: 10 MHz) _ 16QAM	
836.5 MHz	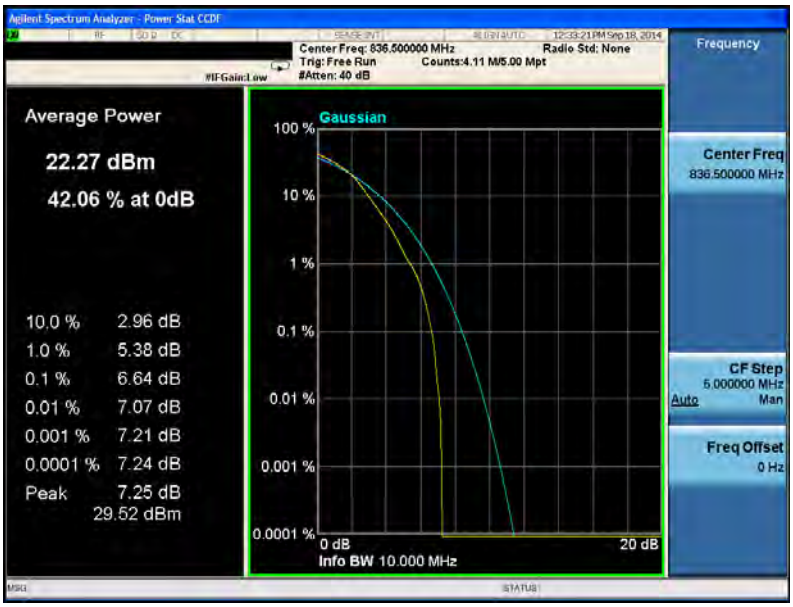

LTE Band 7 (Channel Bandwidth: 5 MHz) _ QPSK	
2535.0 MHz	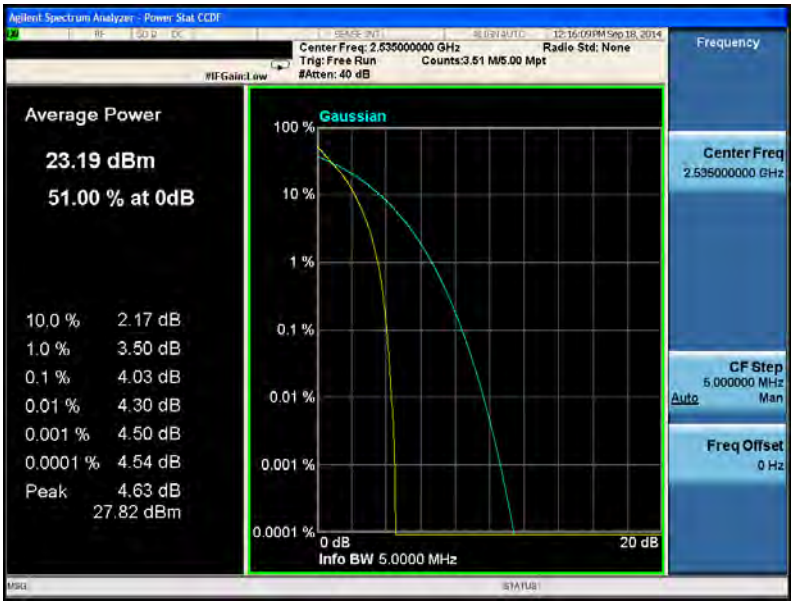

LTE Band 7 (Channel Bandwidth: 10 MHz) _ QPSK	
2535.0 MHz	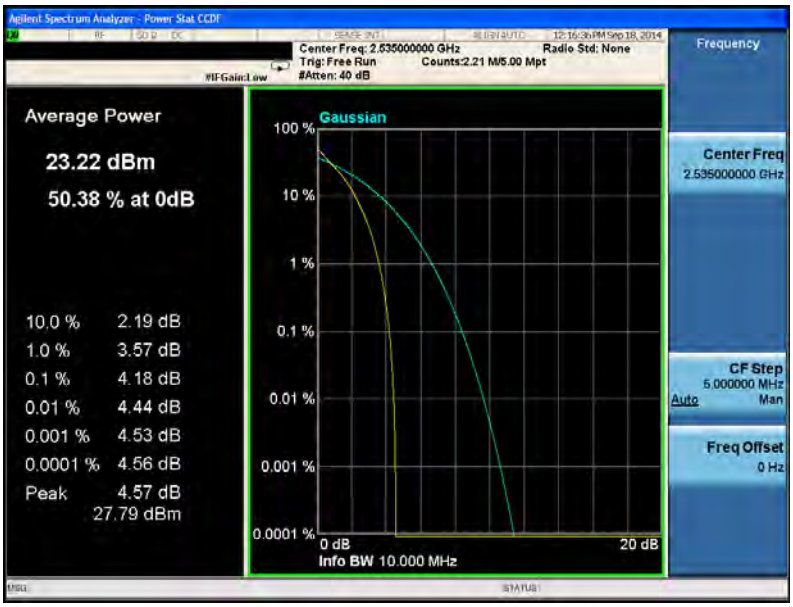

LTE Band 7 (Channel Bandwidth: 15 MHz) _ QPSK	
2535.0 MHz	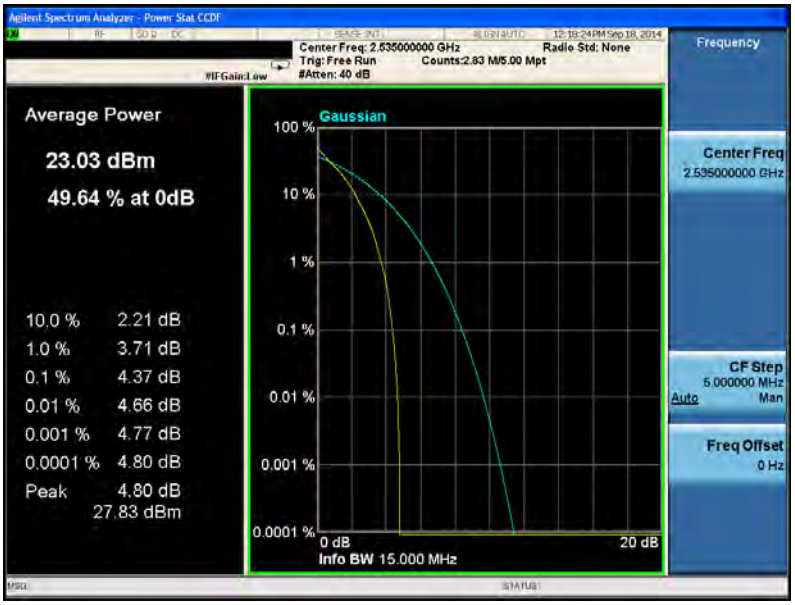

LTE Band 7 (Channel Bandwidth: 20 MHz) _ QPSK	
2535.0 MHz	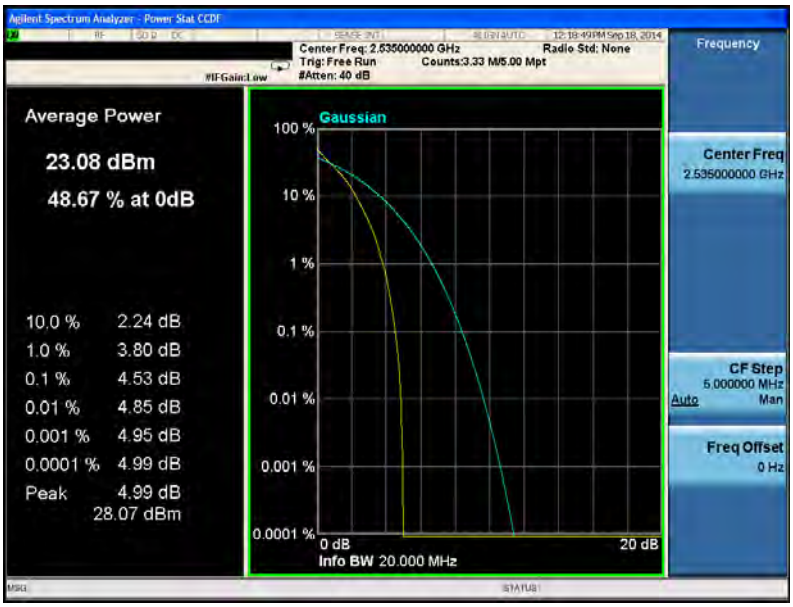

LTE Band 7 (Channel Bandwidth: 5 MHz) _ 16QAM	
2535.0 MHz	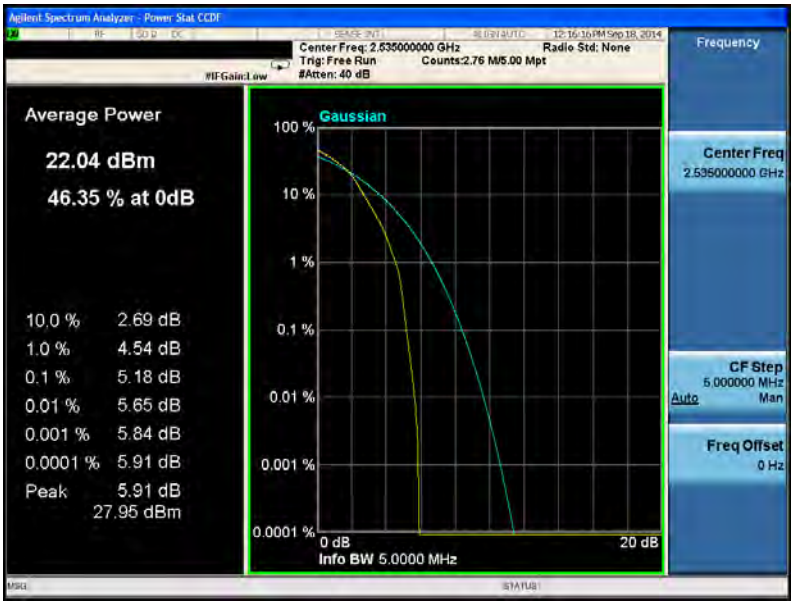

LTE Band 7 (Channel Bandwidth: 10 MHz) _ 16QAM	
2535.0 MHz	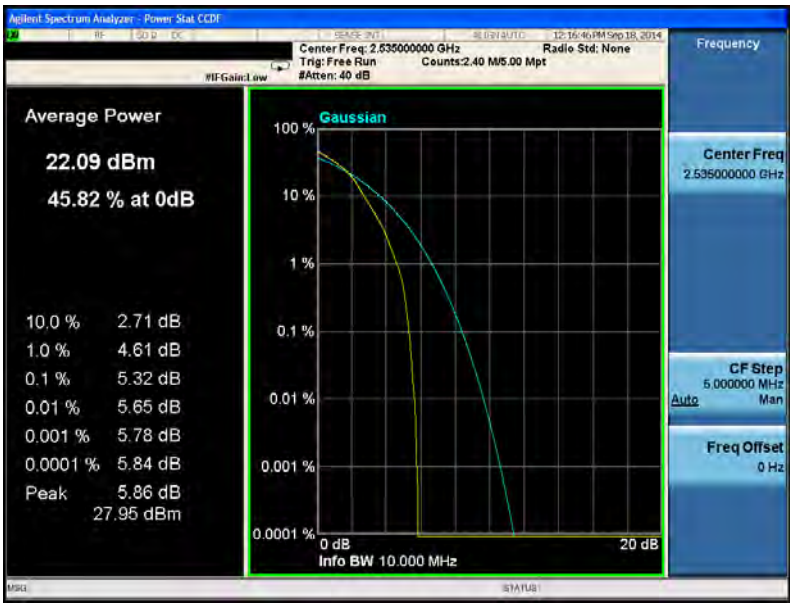

LTE Band 7 (Channel Bandwidth: 15 MHz) _ 16QAM	
2535.0 MHz	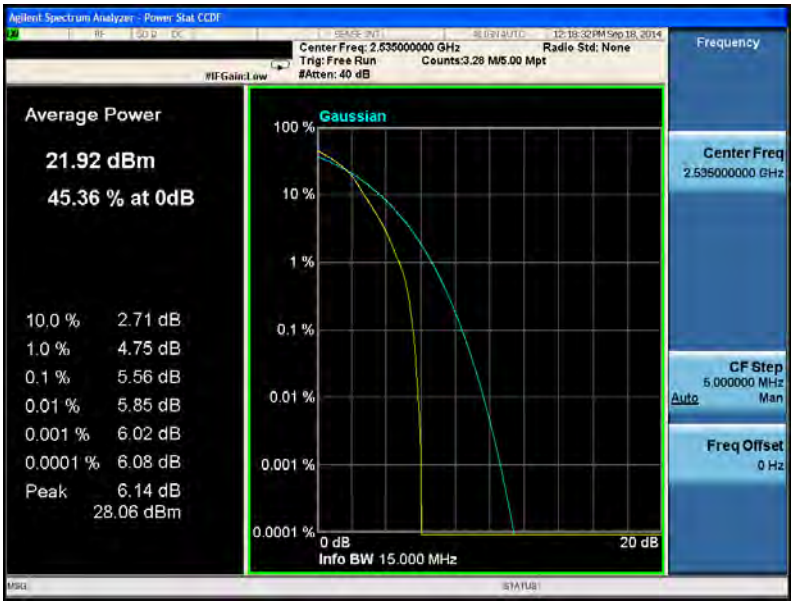

LTE Band 7 (Channel Bandwidth: 20 MHz) _ 16QAM	
2535.0 MHz	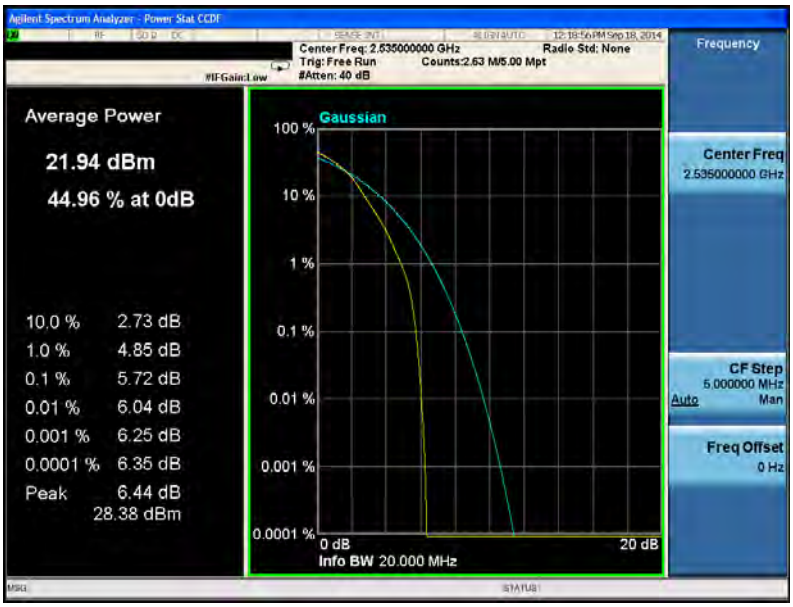

LTE Band 12 (Channel Bandwidth: 1.4 MHz) _ QPSK	
707.5 MHz	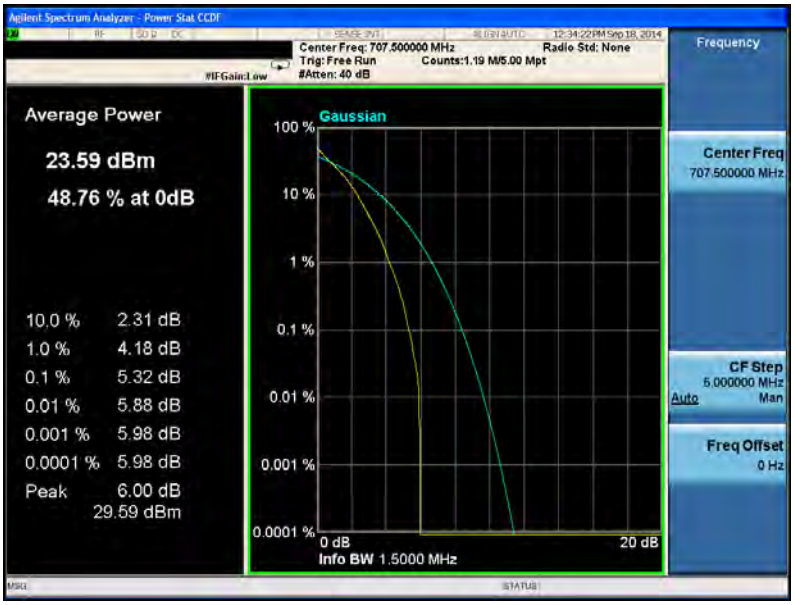

LTE Band 12 (Channel Bandwidth: 3 MHz) _ QPSK	
707.5 MHz	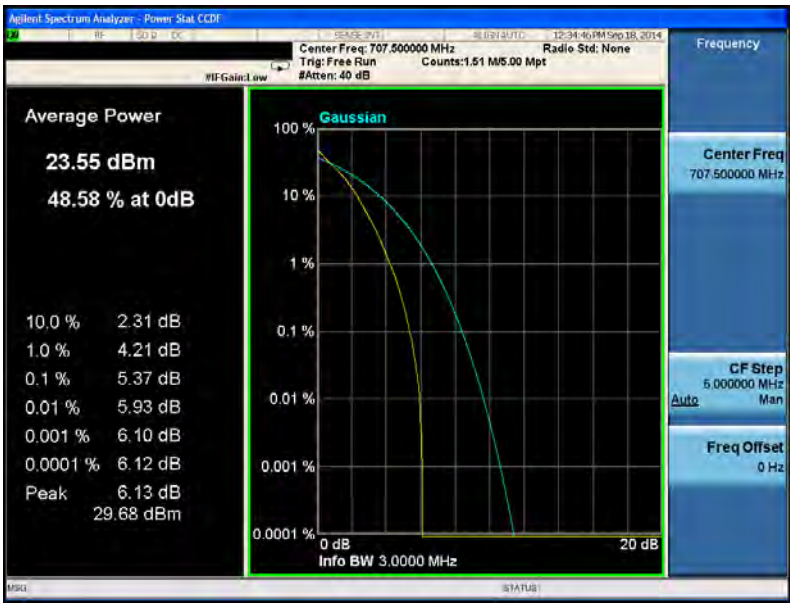

LTE Band 12 (Channel Bandwidth: 5 MHz) _ QPSK	
707.5 MHz	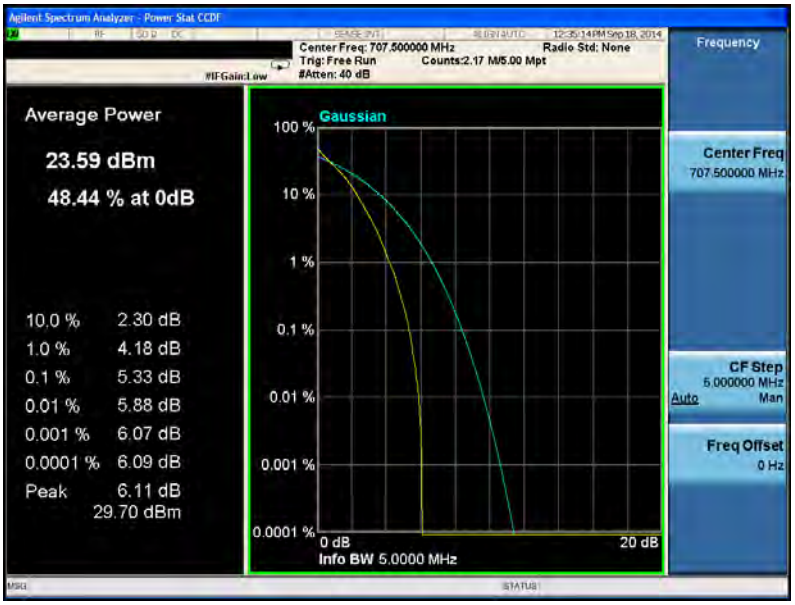

LTE Band 12 (Channel Bandwidth: 10 MHz) _ QPSK	
707.5 MHz	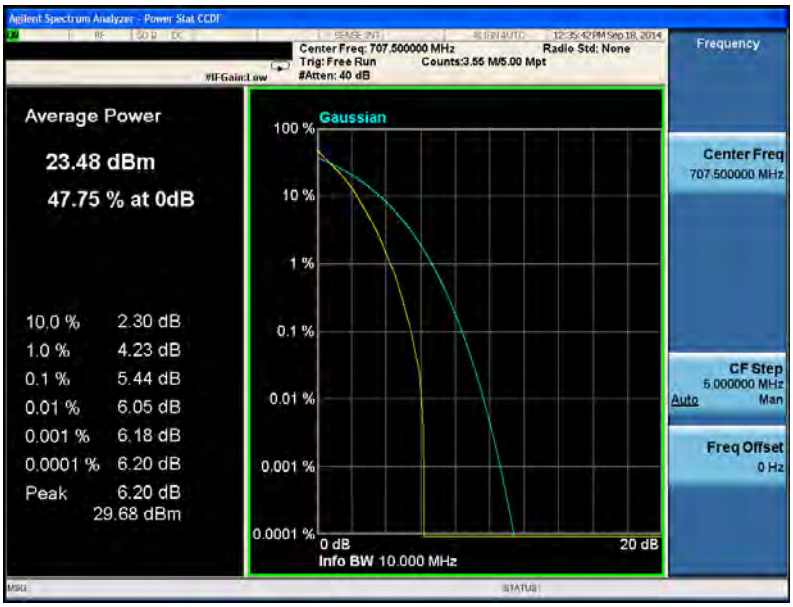

LTE Band 12 (Channel Bandwidth: 1.4 MHz) _ 16QAM	
707.5 MHz	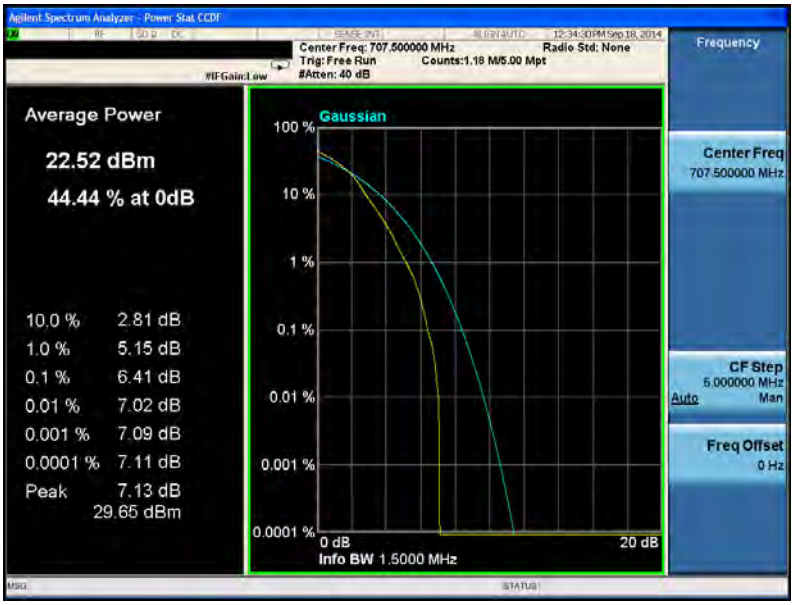

LTE Band 12 (Channel Bandwidth: 3 MHz) _ 16QAM	
707.5 MHz	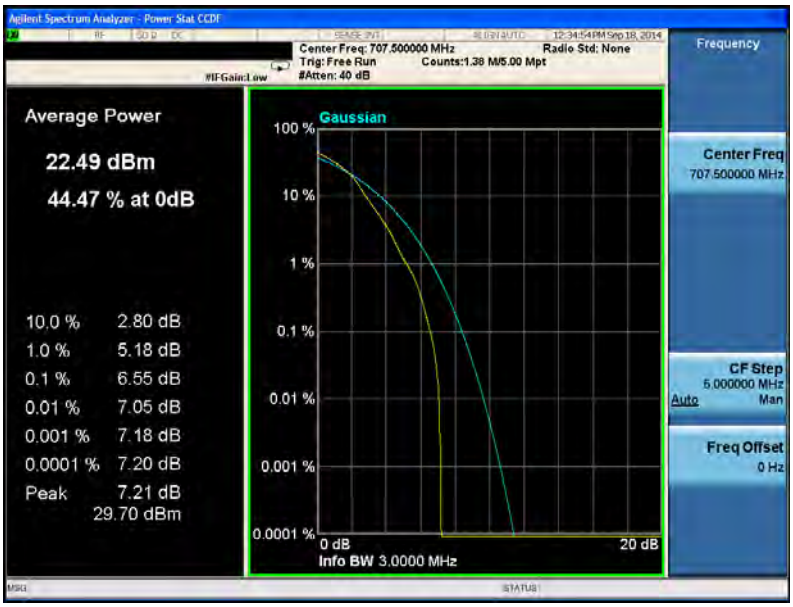

LTE Band 12 (Channel Bandwidth: 5 MHz) _ 16QAM	
707.5 MHz	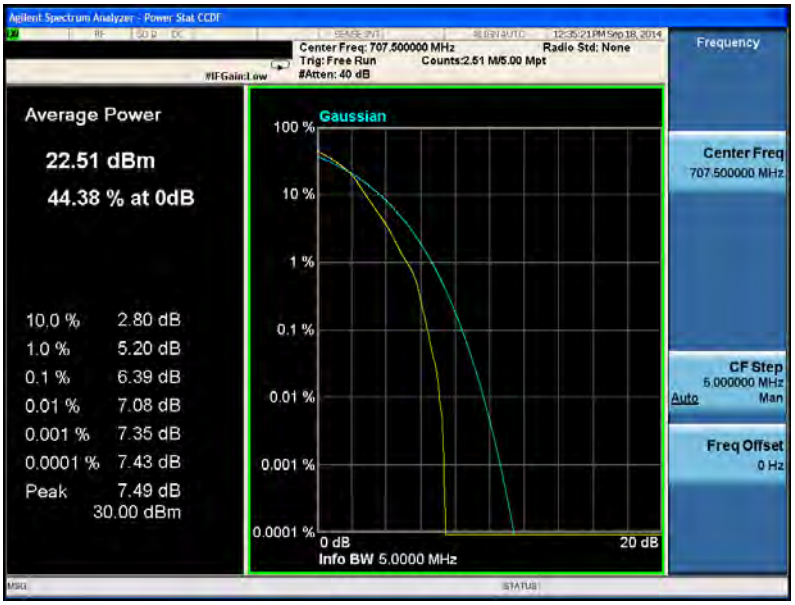

LTE Band 12 (Channel Bandwidth: 10 MHz) _ 16QAM	
707.5 MHz	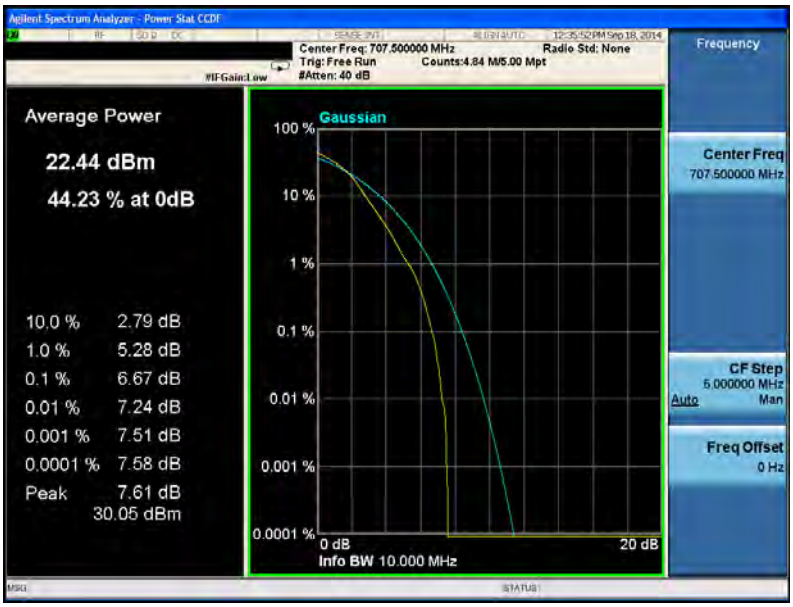

LTE Band 13 (Channel Bandwidth: 5 MHz) _ QPSK	
782.0 MHz	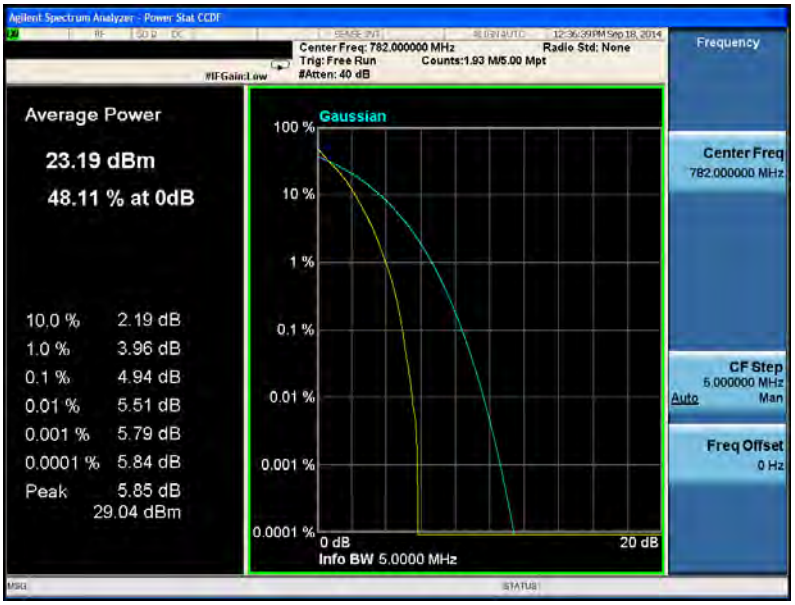

LTE Band 13 (Channel Bandwidth: 10 MHz) _ QPSK	
782.0 MHz	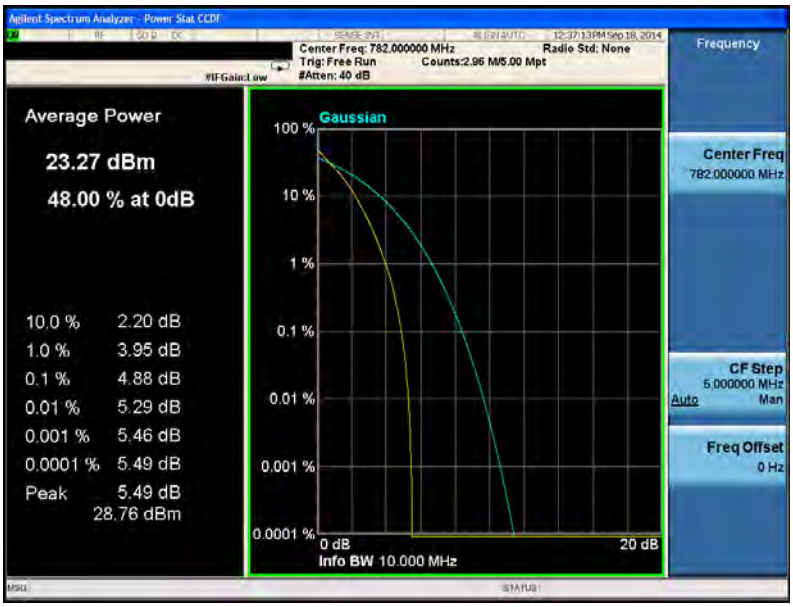

LTE Band 13 (Channel Bandwidth: 5 MHz) _ 16QAM	
782.0 MHz	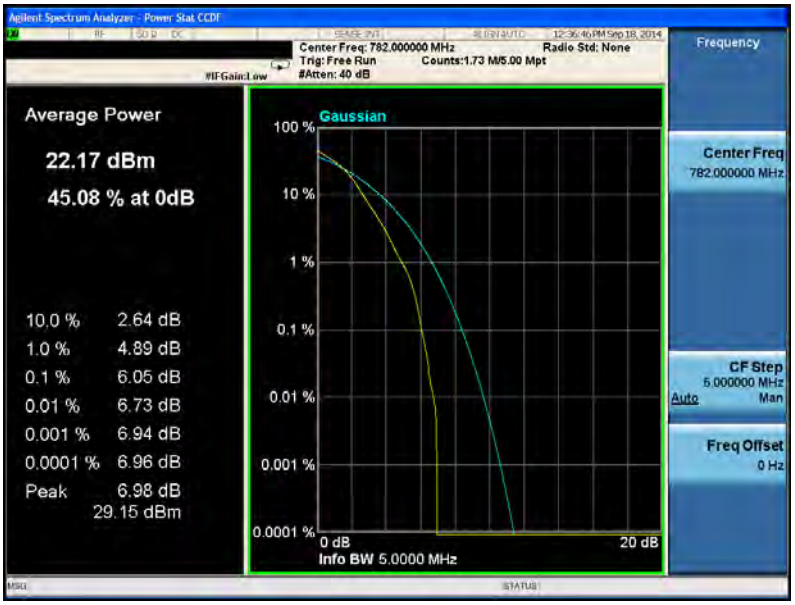

LTE Band 13 (Channel Bandwidth: 10 MHz) _ 16QAM	
782.0 MHz	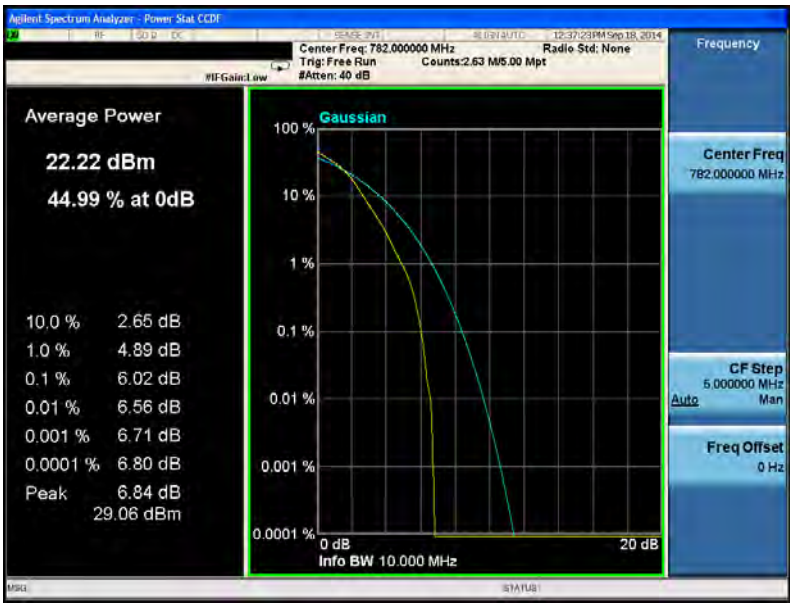

LTE Band 17 (Channel Bandwidth: 5 MHz) _ QPSK	
711.0 MHz	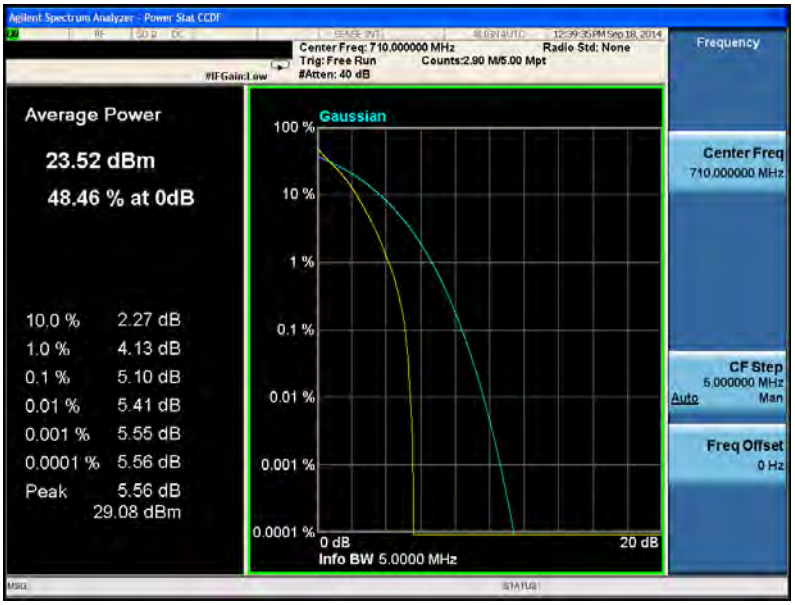

LTE Band 17 (Channel Bandwidth: 10 MHz) _ QPSK	
711.0 MHz	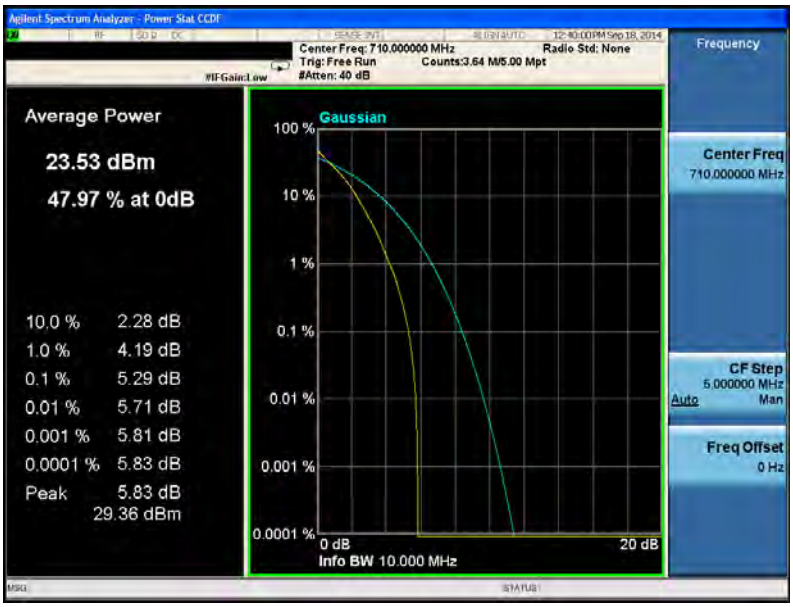

LTE Band 17 (Channel Bandwidth: 5 MHz) _ 16QAM	
711.0 MHz	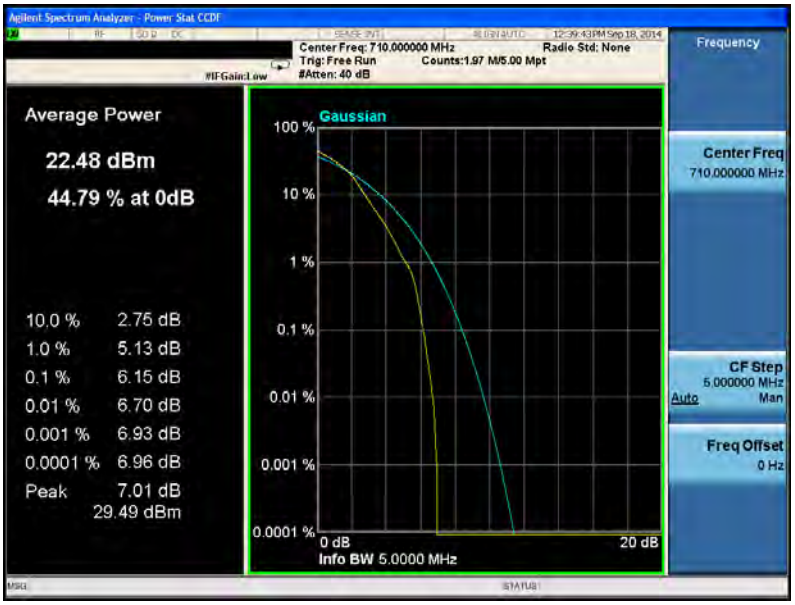

LTE Band 17 (Channel Bandwidth: 10 MHz) _ 16QAM	
711.0 MHz	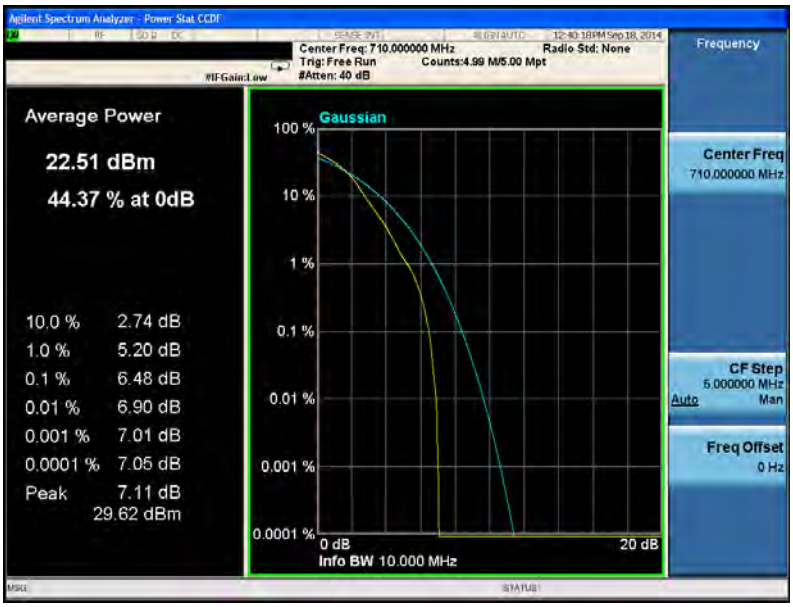

7 Band Edge Test

7.1. Limit

The Band Edge Limit:

§22.917(a), §24.238(a)

The power of any emission outside of the authorized operating frequency ranges must be attenuated below the transmitting power (P) by a factor of at least 43 + 10log(P) dB.

§27.53(c)(2)

On any frequency outside the 777-787 MHz band, the power of any emission shall be attenuated outside the band below the transmitter power (P) by at least 43 + 10 log (P) dB.

§27.53(c)(4)

On all frequencies between 763-775 MHz and 793-805 MHz, by a factor not less than 65 + 10 log (P) dB in a 6.25 kHz band segment, for mobile and portable stations.

§27.53(g)

The power of any emission outside a licensee's frequency block shall be attenuated below the transmitter power (P) in watts by at least 43 + 10 $\log_{10}$ (P) dB.

§27.53(m)

For mobile digital stations, the attenuation factor shall be not less than 43+10 log(p) dB at the channel edge and 55+10 log(P) dB at 5.5 megahertz fron the channel edges.

LTE Band 13_BW=5M				
Frequency (MHz)	RBW=10kHz Measurement (dBm)	RBW=6.25kHz Measurement (dBm)	Limit -35dBm/6.25kHz	Result
763 ~ 775	-39.670	-41.711	-35	PASS
793 ~ 805	-51.865	-53.906	-35	PASS

LTE Band 13_BW=10M				
Frequency (MHz)	RBW=10kHz Measurement (dBm)	RBW=6.25kHz Measurement (dBm)	Limit -35dBm/6.25kHz	Result
763 ~755	-42.106	-44.147	-35	PASS
793 ~805	-41.867	-43.908	-35	PASS