802.11be EHT20 MODE 2TX IN THE 5.6GHz BAND

2TX CHAIN 0 + CHAIN 1 MODE: 52T+26T

10.2.6.

Channel	Frequency (MHz)	26 dB Bandwidth Chain 0 (MHz)	26 dB Bandwidth Chain 1 (MHz)
Low	5500	19.36	19.96
Mid	5580	19.40	19.12
High	5700	20.24	19.64
144	5720	15.16	14.92

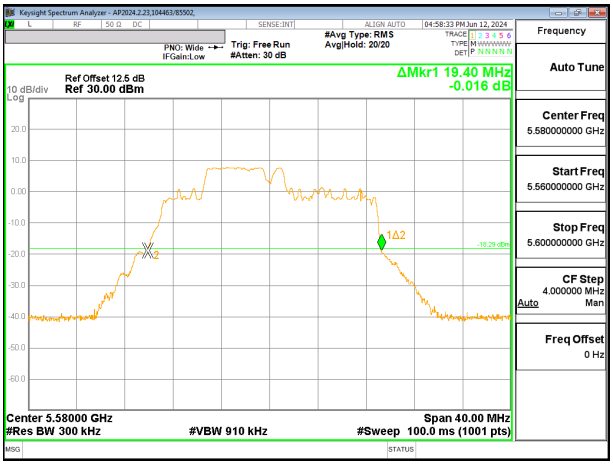

MID CHANNEL Chain 0

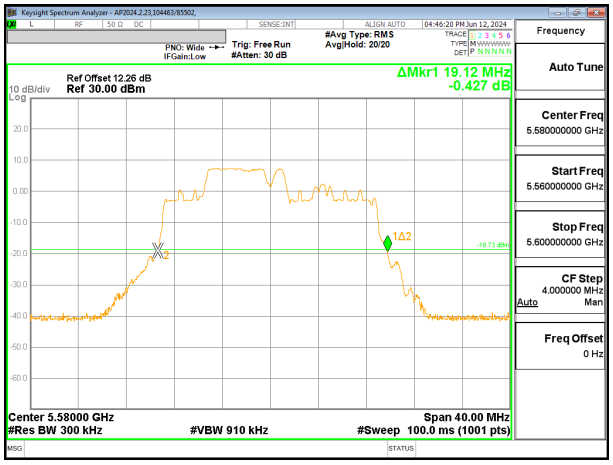

MID CHANNEL Chain 1

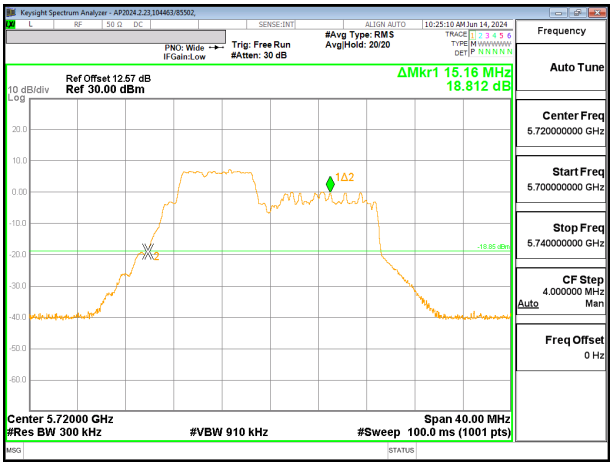

CHANNEL 144 Chain 0

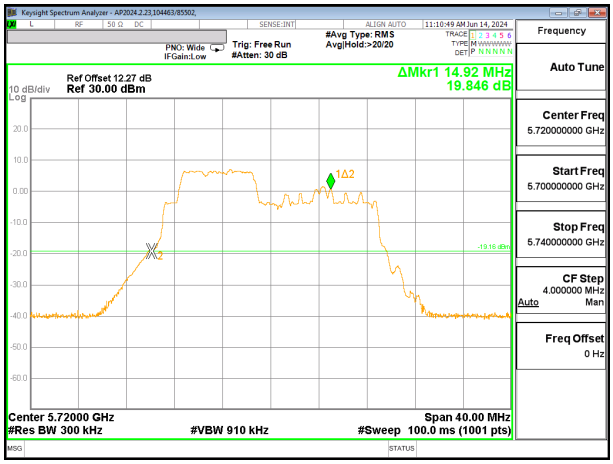

CHANNEL 144 Chain 1

UL LLC
12 Laboratory Dr., RTP, NC 27709; USA TEL: (919) 549-1364
This report shall not be reproduced except in full, without the written approval of UL LLC

2TX CHAIN 0 + CHAIN 1 MODE: 106T+26T

Channel	Frequency (MHz)	26 dB Bandwidth Chain 0 (MHz)	26 dB Bandwidth Chain 1 (MHz)
Low	5500	20.96	21.44
Mid	5580	21.20	21.40
High	5700	21.76	21.04
144	5720	16.36	16.60

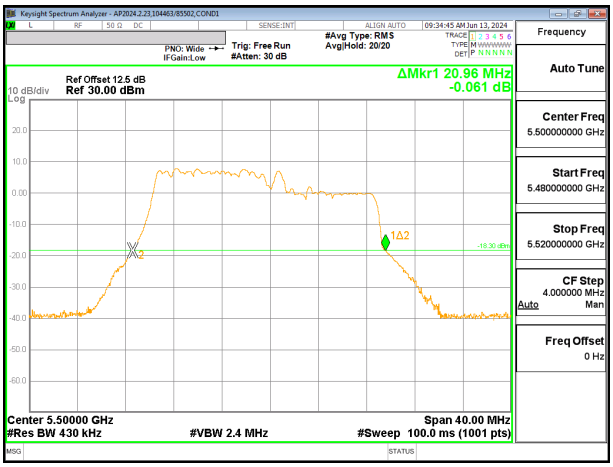

LOW CHANNEL Chain 0

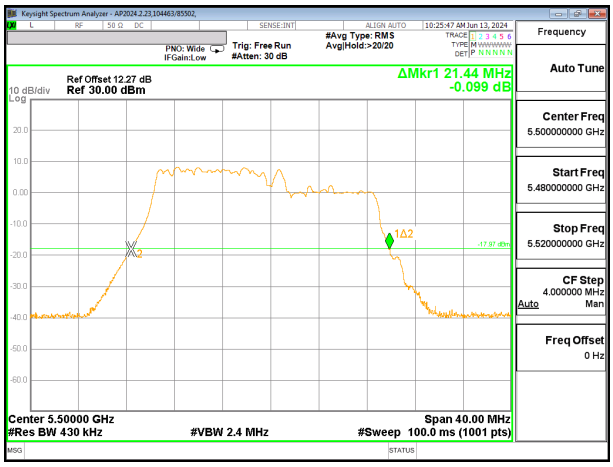

LOW CHANNEL Chain 1

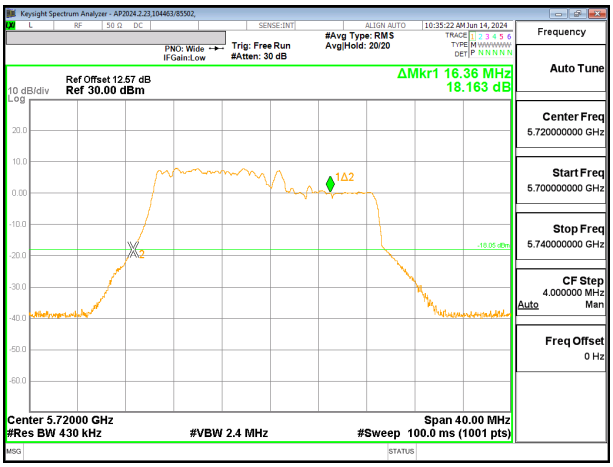

CHANNEL 144 Chain 0

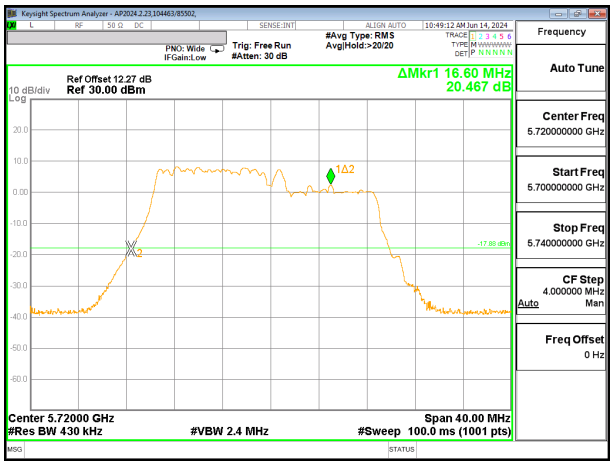

CHANNEL 144 Chain 1

This report shall not be reproduced except in full, without the written approval of UL LLC

802.11be EHT80 MODE 2TX IN THE 5.6GHz BAND

2TX CHAIN 0 + CHAIN 1 MODE: 484T+242T (Contiguous, MRU1)

10.2.7.

Channel	Frequency (MHz)	26 dB Bandwidth Chain 0 (MHz)	26 dB Bandwidth Chain 1 (MHz)
High	5610	85.92	86.56
138	5690	74.04	75.16

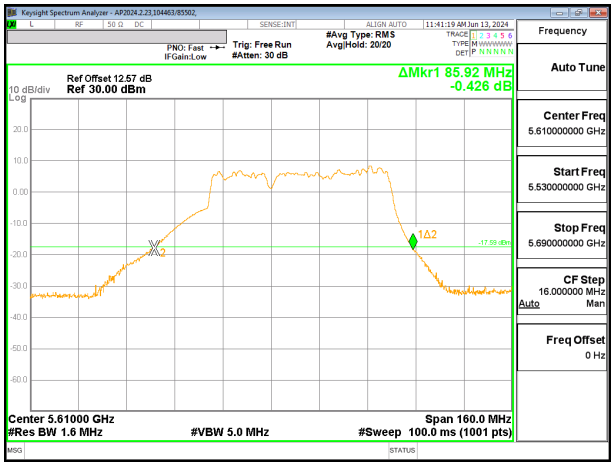

HIGH CHANNEL Chain 0

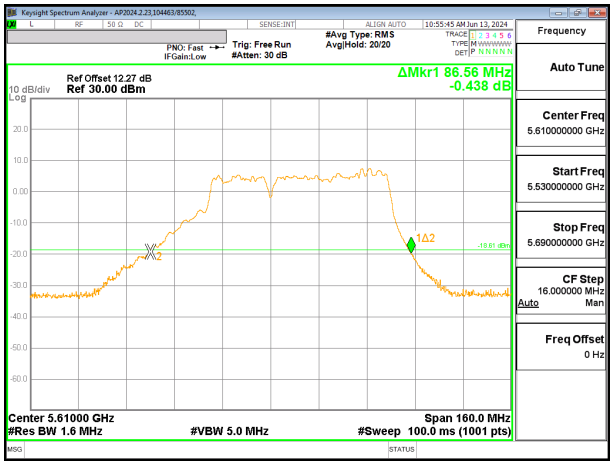

HIGH CHANNEL Chain 1

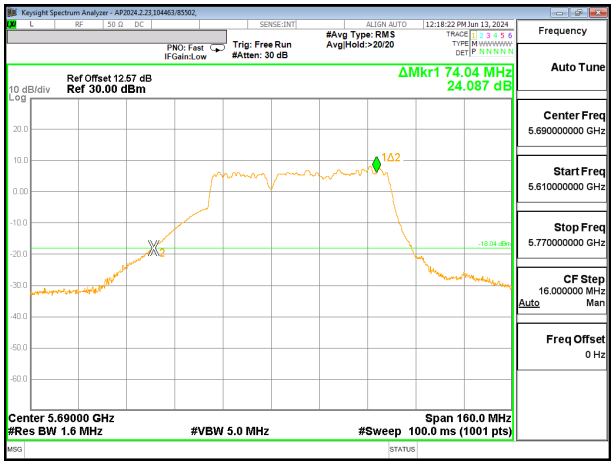

CHANNEL 138 Chain 0

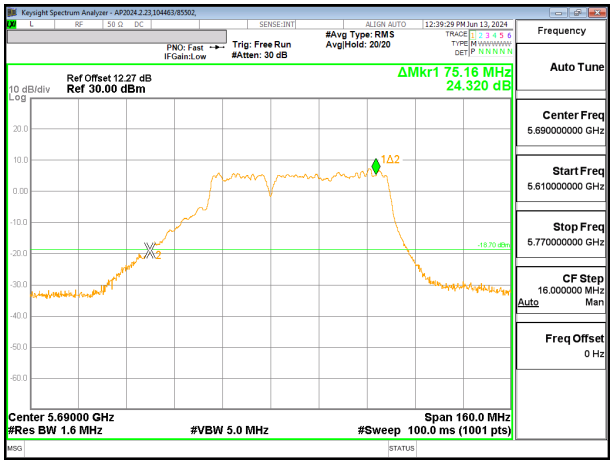

CHANNEL 138 Chain 1

UL LLC
12 Laboratory Dr., RTP, NC 27709; USA TEL: (919) 549-1364
This report shall not be reproduced except in full, without the written approval of UL LLC

2TX CHAIN 0 + CHAIN 1 MODE: 484T+242T (Contiguous, MRU4)

Channel	Frequency (MHz)	26 dB Bandwidth Chain 0 (MHz)	26 dB Bandwidth Chain 1 (MHz)
Low	5530	86.56	85.28
138	5690	80.60	80.76

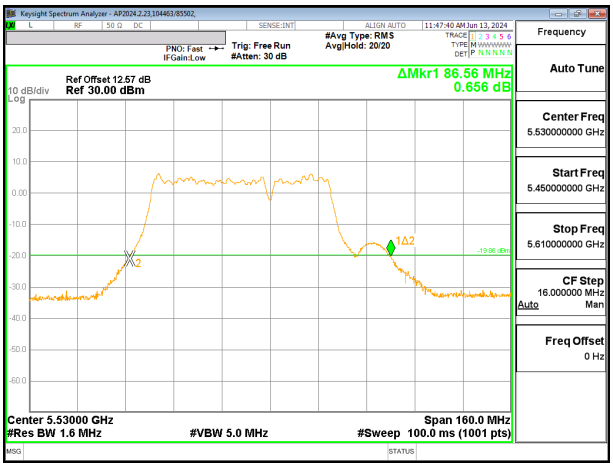

LOW CHANNEL Chain 0

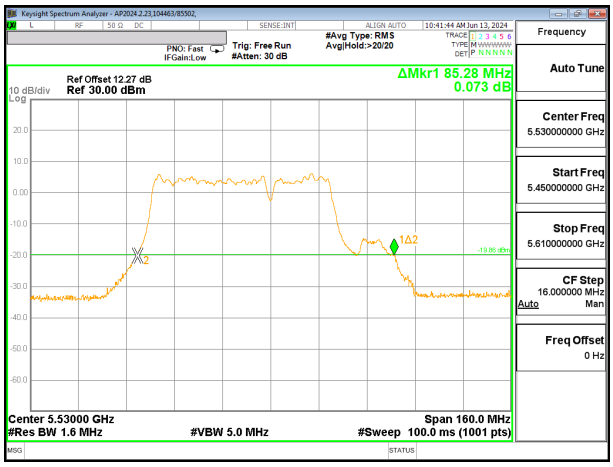

LOW CHANNEL Chain 1

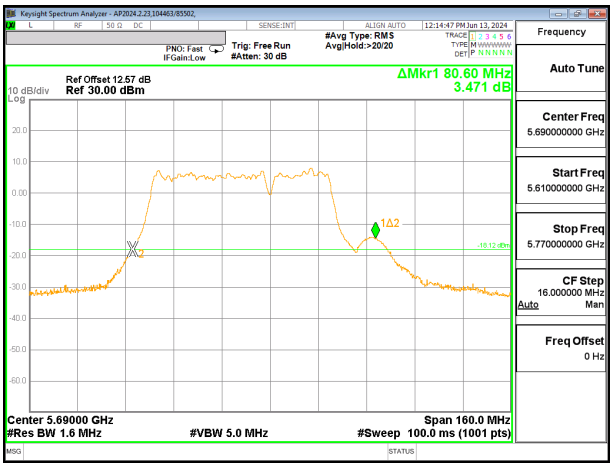

CHANNEL 138 Chain 0

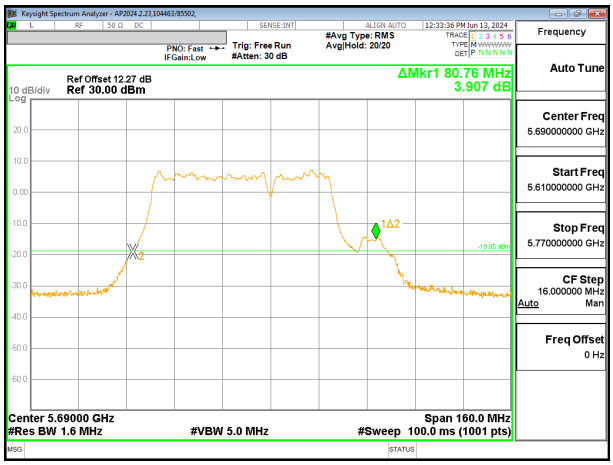

CHANNEL 138 Chain 1

This report shall not be reproduced except in full, without the written approval of UL LLC

2TX CHAIN 0 + CHAIN 1 MODE: 242T+484T (Non-Contiguous, MRU2)

Channel	Frequency (MHz)	26 dB Bandwidth Chain 0 (MHz)	26 dB Bandwidth Chain 1 (MHz)
Low	5530	92.64	90.56
High	5610	92.48	90.24
138	5690	80.28	79.00

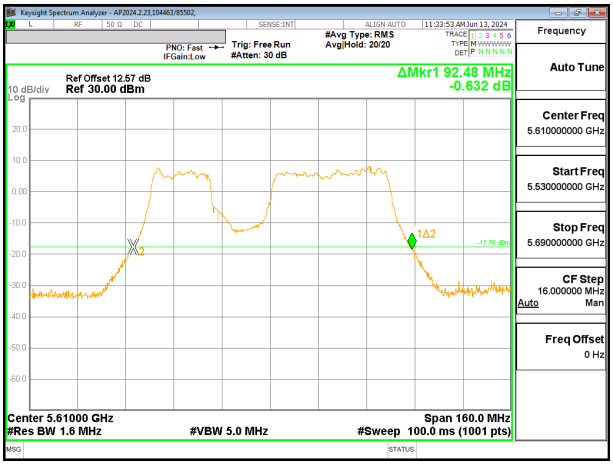

HIGH CHANNEL Chain 0

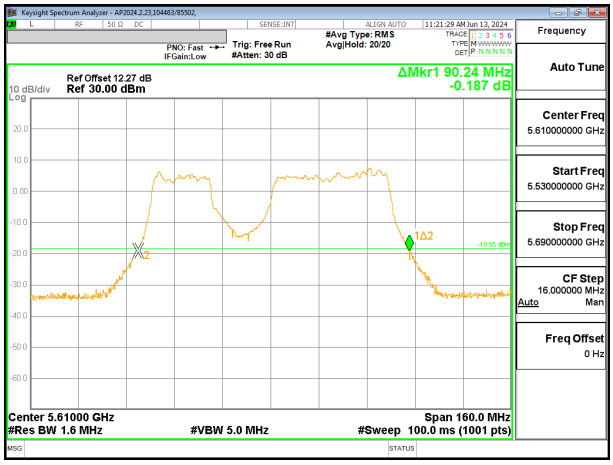

HIGH CHANNEL Chain 0

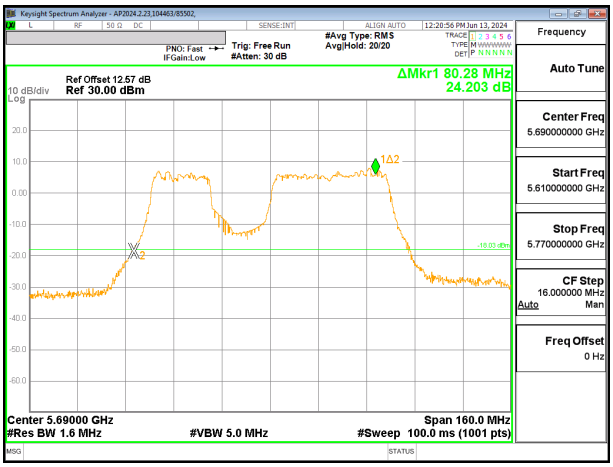

CHANNEL 138 Chain 0

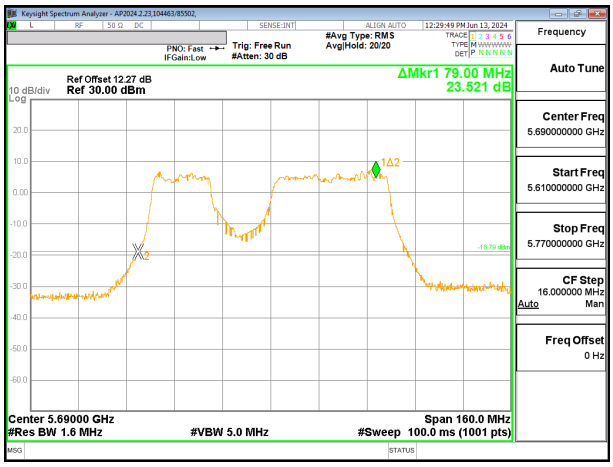

CHANNEL 138 Chain 1

UL LLC
12 Laboratory Dr., RTP, NC 27709; USA TEL: (919) 549-1364
This report shall not be reproduced except in full, without the written approval of UL LLC

2TX CHAIN 0 + CHAIN 1 MODE: 484T+242T (Non-Contiguous, MRU3)

Channel	Frequency (MHz)	26 dB Bandwidth Chain 0 (MHz)	26 dB Bandwidth Chain 1 (MHz)
Low	5530	91.68	89.76
High	5610	92.64	91.36
138	5690	79.80	78.84

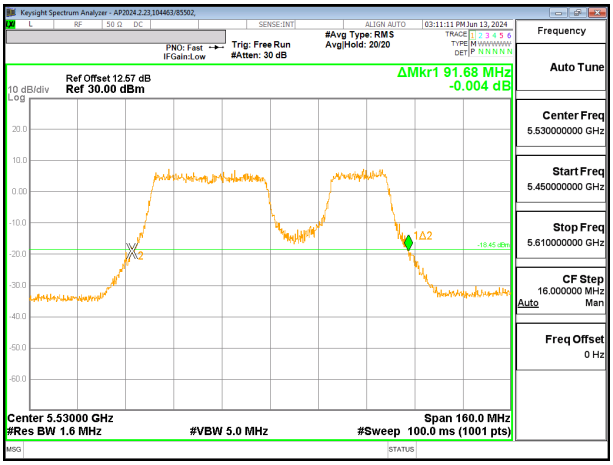

LOW CHANNEL Chain 0

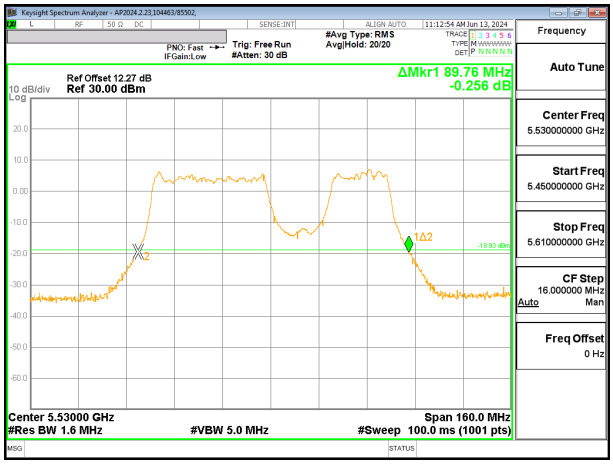

LOW CHANNEL Chain 0

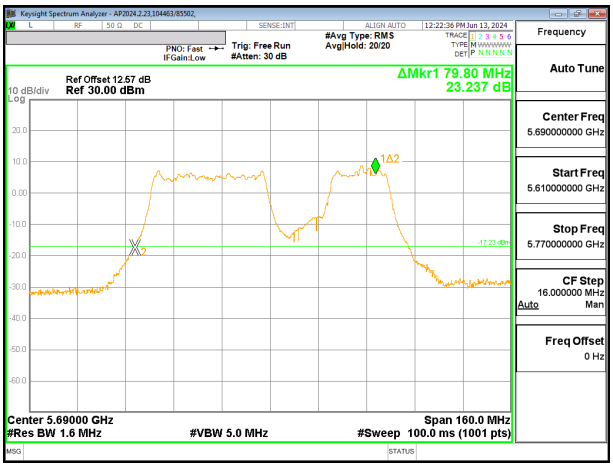

CHANNEL 138 Chain 0

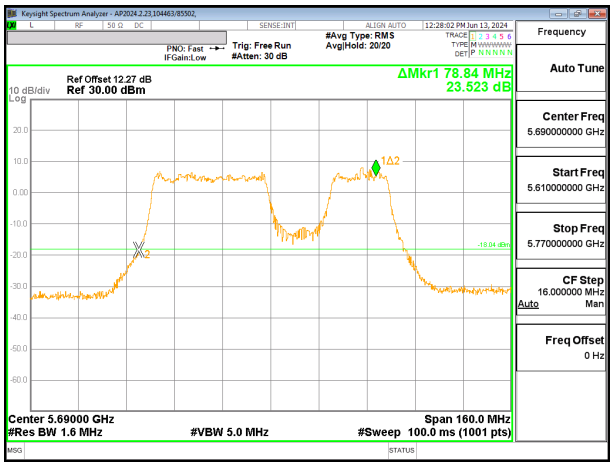

CHANNEL 138 Chain 1

UL LLC
12 Laboratory Dr., RTP, NC 27709; USA TEL: (919) 549-1364
This report shall not be reproduced except in full, without the written approval of UL LLC

802.11be EHT160 MODE 2TX IN THE 5.6GHz BAND

2TX CHAIN 0 + CHAIN 1 MODE: 996T+484T (Contiguous, MRU1)

10.2.8.

Channel	Frequency (MHz)	26 dB Bandwidth Chain 0 (MHz)	26 dB Bandwidth Chain 1 (MHz)
Mid	5570	147.20	143.36

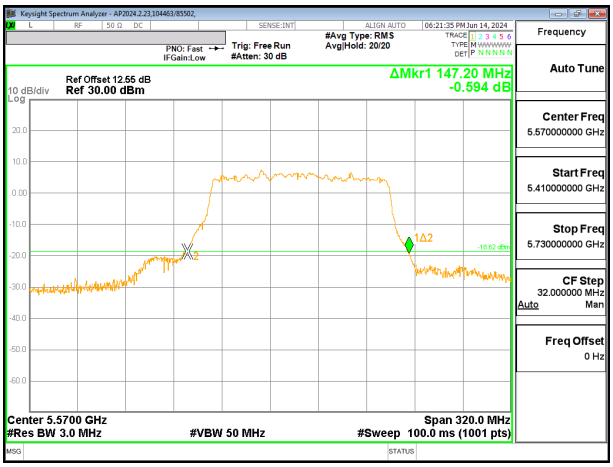

MID CHANNEL Chain 0

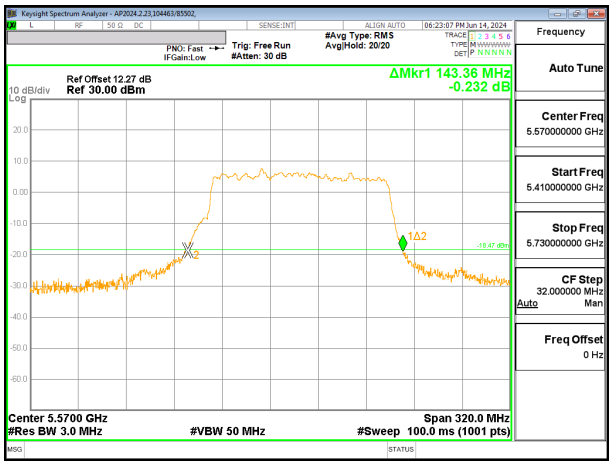

MID CHANNEL Chain 1

2TX CHAIN 0 + CHAIN 1 MODE: 996T+484T (Contiguous, MRU4)

Channel	Frequency (MHz)	26 dB Bandwidth Chain 0 (MHz)	26 dB Bandwidth Chain 1 (MHz)
Mid	5570	149.12	147.20

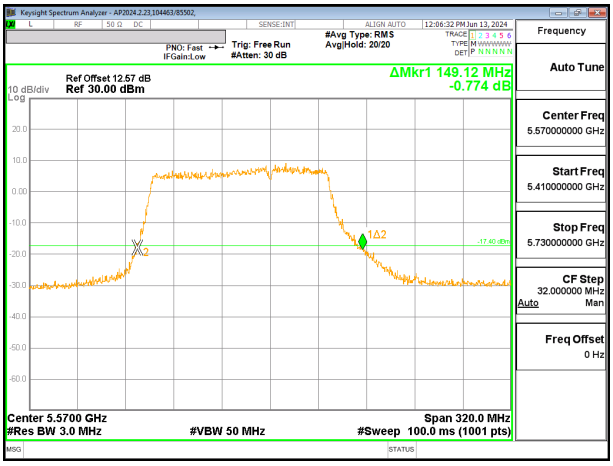

MID CHANNEL Chain 0

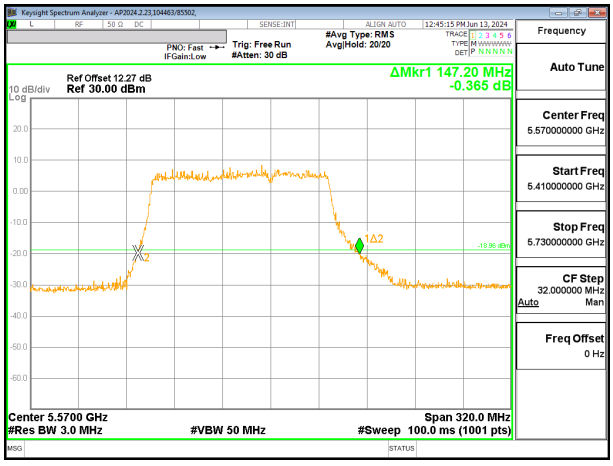

MID CHANNEL Chain 1

This report shall not be reproduced except in full, without the written approval of UL LLC

2TX CHAIN 0 + CHAIN 1 MODE: 484T+996T (Non-Contiguous, MRU2)

Channel	Frequency (MHz)	26 dB Bandwidth Chain 0 (MHz)	26 dB Bandwidth Chain 1 (MHz)
Mid	5570	176.32	175.68

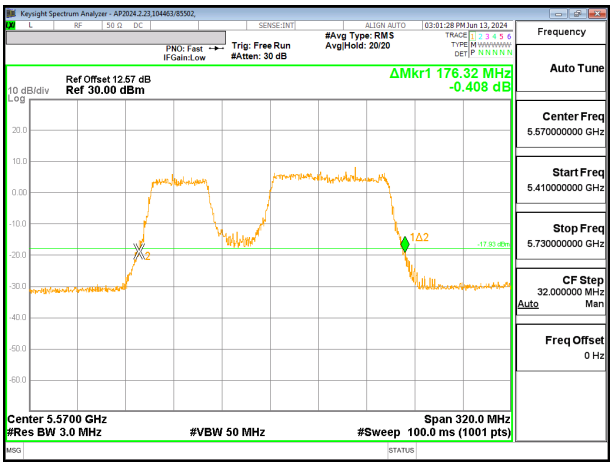

MID CHANNEL Chain 0

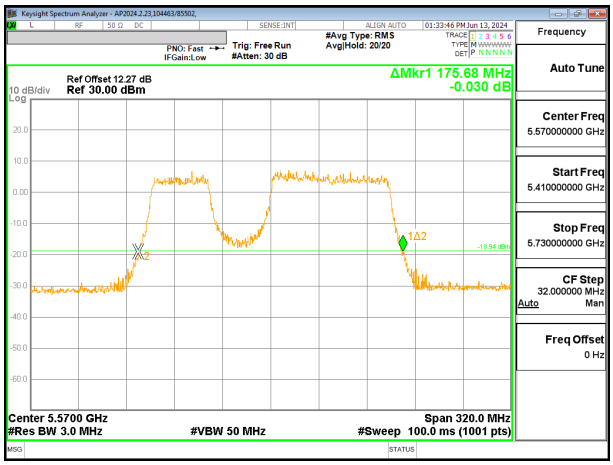

MID CHANNEL Chain 1

2TX CHAIN 0 + CHAIN 1 MODE: 996T+484T (Non-Contiguous, MRU3)

Channel	Frequency (MHz)	26 dB Bandwidth Chain 0 (MHz)	26 dB Bandwidth Chain 1 (MHz)
Mid	5570	177.60	175.68

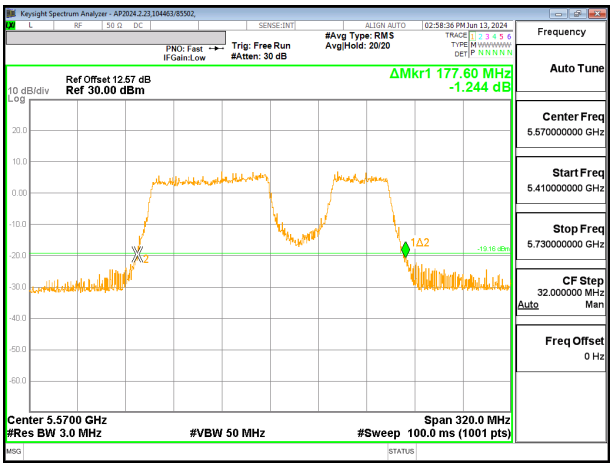

MID CHANNEL Chain 0

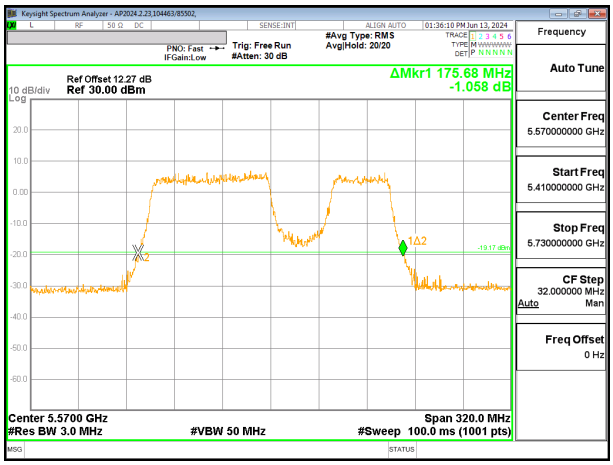

MID CHANNEL Chain 1

This report shall not be reproduced except in full, without the written approval of UL LLC

2TX CHAIN 0 + CHAIN 1 MODE: 996T+484T+242T (Contiguous, MRU1)

Channel	Frequency (MHz)	26 dB Bandwidth Chain 0 (MHz)	26 dB Bandwidth Chain 1 (MHz)
Mid	5570	165.12	163.20

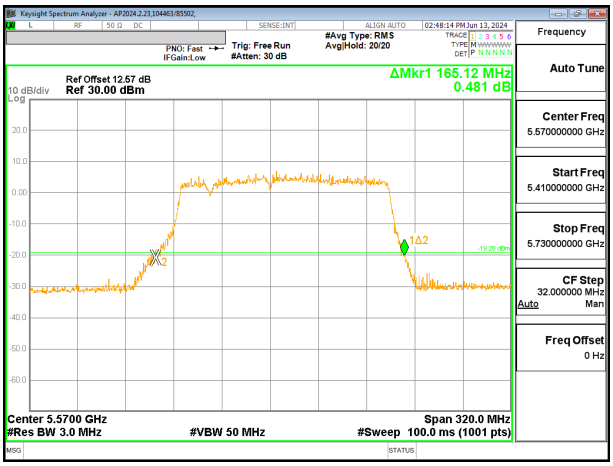

MID CHANNEL Chain 0

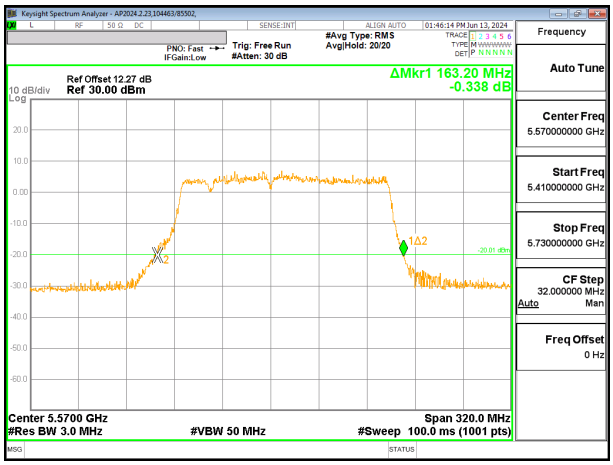

MID CHANNEL Chain 1

2TX CHAIN 0 + CHAIN 1 MODE: 996T+484T+242T (Contiguous, MRU8)

Channel	Frequency (MHz)	26 dB Bandwidth Chain 0 (MHz)	26 dB Bandwidth Chain 1 (MHz)
Mid	5570	167.04	160.96

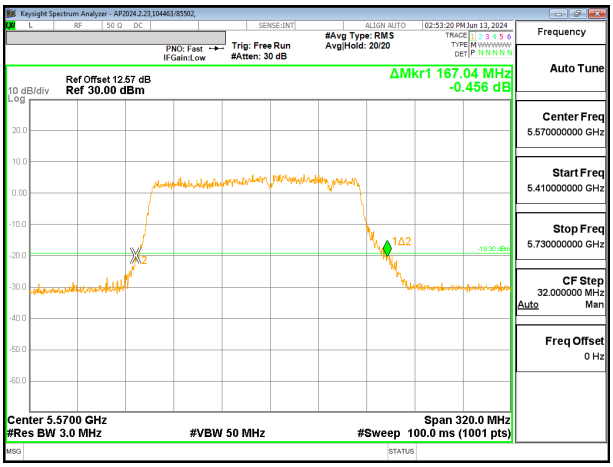

MID CHANNEL Chain 0

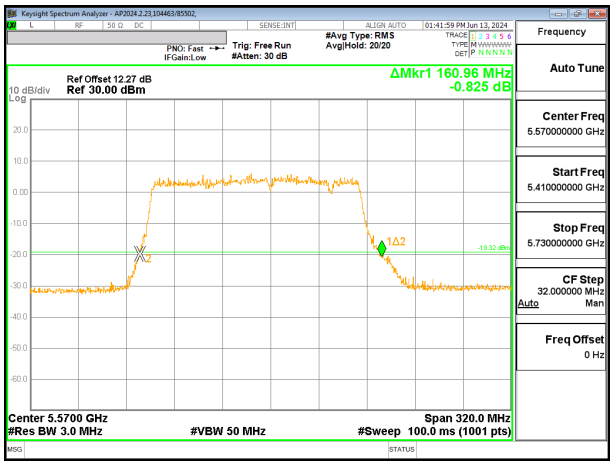

MID CHANNEL Chain 1

This report shall not be reproduced except in full, without the written approval of UL LLC

2TX CHAIN 0 + CHAIN 1 MODE: 242T+484T+996T (Non-Contiguous, MRU2)

Channel	Frequency (MHz)	26 dB Bandwidth Chain 0 (MHz)	26 dB Bandwidth Chain 1 (MHz)
Mid	5570	179.52	176.00

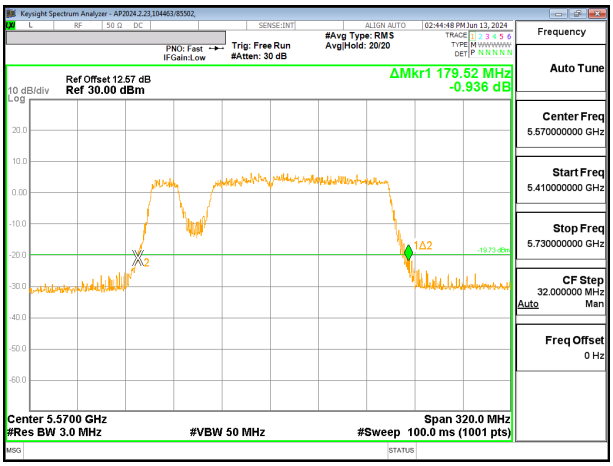

MID CHANNEL Chain 0

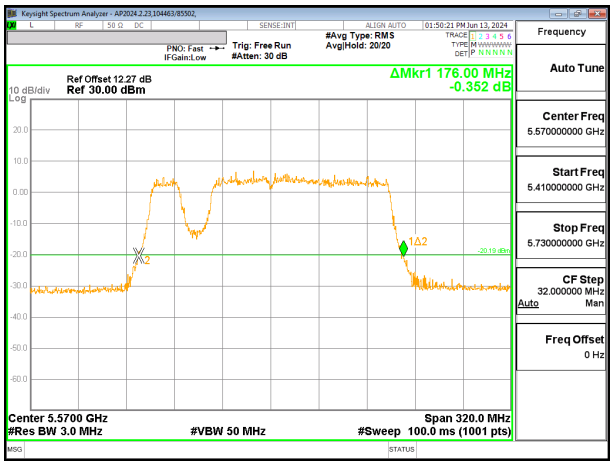

MID CHANNEL Chain 1

2TX CHAIN 0 + CHAIN 1 MODE: 484T+242T+996T (Non-Contiguous, MRU3)

Channel	Frequency (MHz)	26 dB Bandwidth Chain 0 (MHz)	26 dB Bandwidth Chain 1 (MHz)
Mid	5570	177.28	176.00

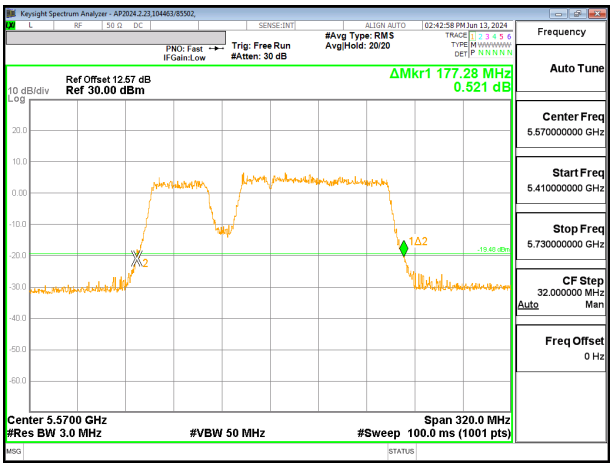

MID CHANNEL Chain 0

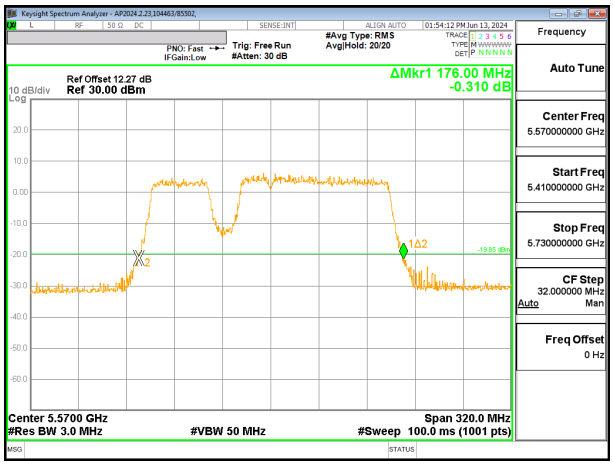

MID CHANNEL Chain 1

This report shall not be reproduced except in full, without the written approval of UL LLC

2TX CHAIN 0 + CHAIN 1 MODE: 484T+242T+996T (Non-Contiguous, MRU4)

Channel	Frequency (MHz)	26 dB Bandwidth Chain 0 (MHz)	26 dB Bandwidth Chain 1 (MHz)
Mid	5570	176.00	176.00

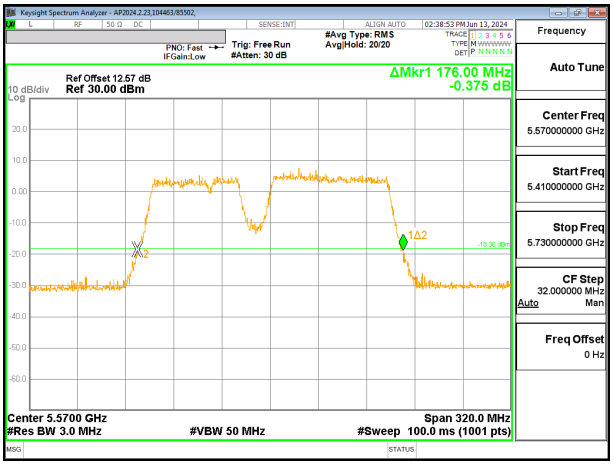

MID CHANNEL Chain 0

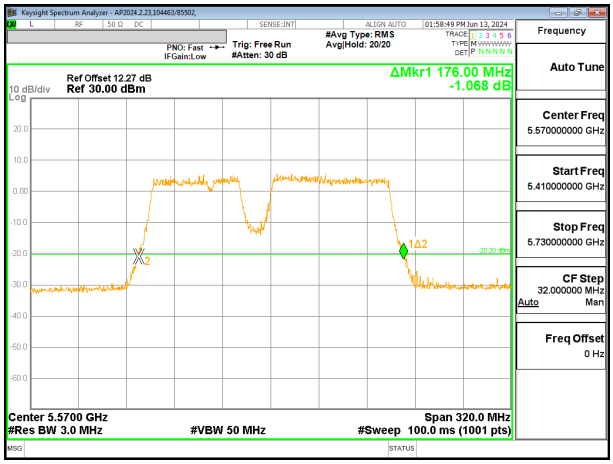

MID CHANNEL Chain 1

2TX CHAIN 0 + CHAIN 1 MODE: 996T+242T+484T (Non-Contiguous, MRU5)

Channel	Frequency (MHz)	26 dB Bandwidth Chain 0 (MHz)	26 dB Bandwidth Chain 1 (MHz)
Mid	5570	178.24	176.00

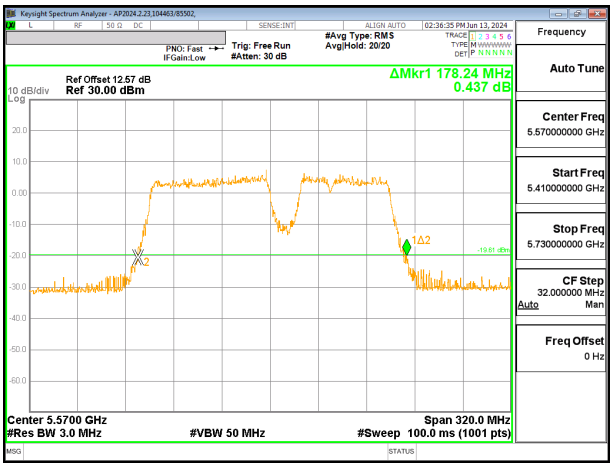

MID CHANNEL Chain 0

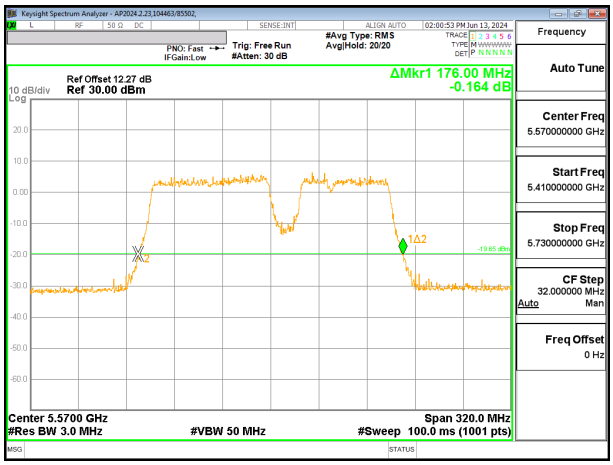

MID CHANNEL Chain 1

This report shall not be reproduced except in full, without the written approval of UL LLC

2TX CHAIN 0 + CHAIN 1 MODE: 996T+242T+484T (Non-Contiguous, MRU6)

Channel	Frequency (MHz)	26 dB Bandwidth Chain 0 (MHz)	26 dB Bandwidth Chain 1 (MHz)
Mid	5570	177.60	176.00

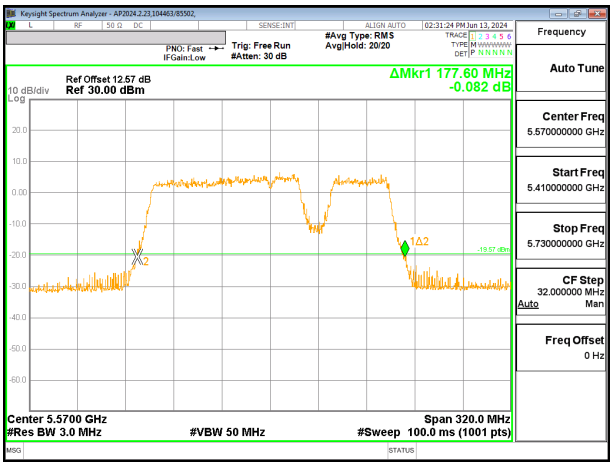

MID CHANNEL Chain 0

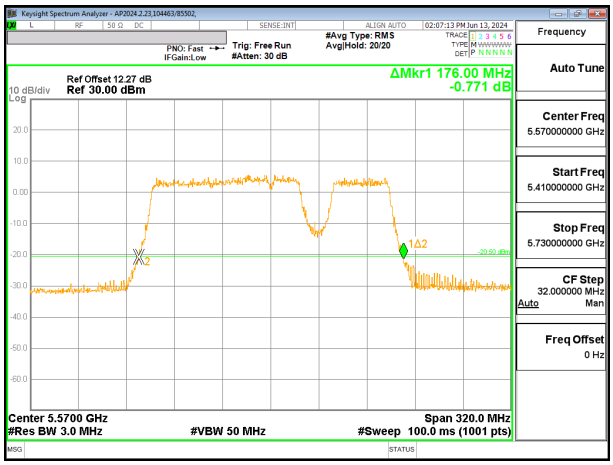

MID CHANNEL Chain 1

2TX CHAIN 0 + CHAIN 1 MODE: 996T+484T+242T (Non-Contiguous, MRU7)

Channel	Frequency (MHz)	26 dB Bandwidth Chain 0 (MHz)	26 dB Bandwidth Chain 1 (MHz)
Mid	5570	176.64	174.72

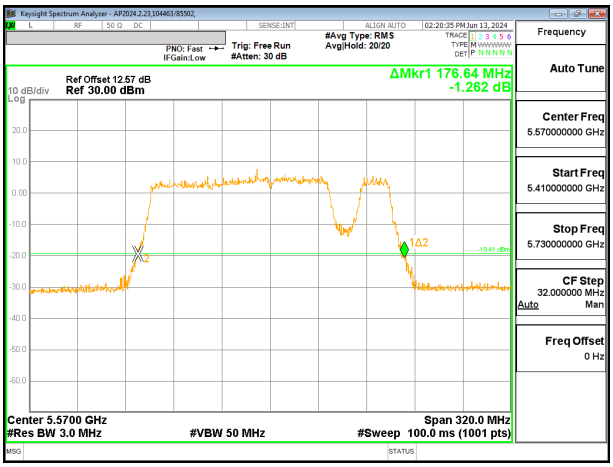

MID CHANNEL Chain 0

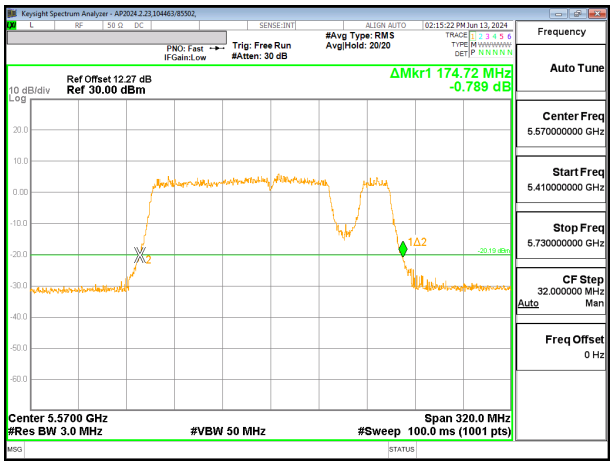

MID CHANNEL Chain 1

This report shall not be reproduced except in full, without the written approval of UL LLC

10.3. 6 dB BANDWIDTH

LIMITS

FCC §15.407 (e)

The minimum 6 dB bandwidth shall be at least 500 kHz.

RESULTS

UL LLC
12 Laboratory Dr., RTP, NC 27709; USA TEL: (919) 549-1364
This report shall not be reproduced except in full, without the written approval of UL LLC

802.11be EHT20 MODE 2TX IN THE 5.8GHz BAND

2Tx, 52T+26T

10.3.1.

Channel	Frequency (MHz)	6 dB BW Chain 0 (MHz)	6 dB BW Chain 1 (MHz)	Minimum Limit (MHz)
Low	5745	6.132	6.132	0.5
Mid	5785	6.600	6.708	0.5
High	5825	6.208	6.268	0.5
144	5720	2.432	2.472	0.5

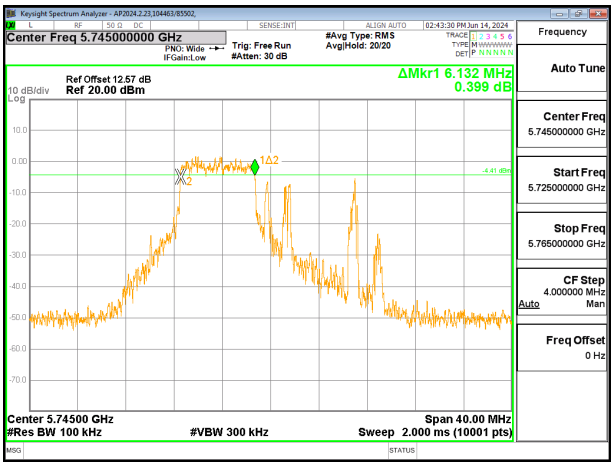

LOW CHANNEL Chain 0

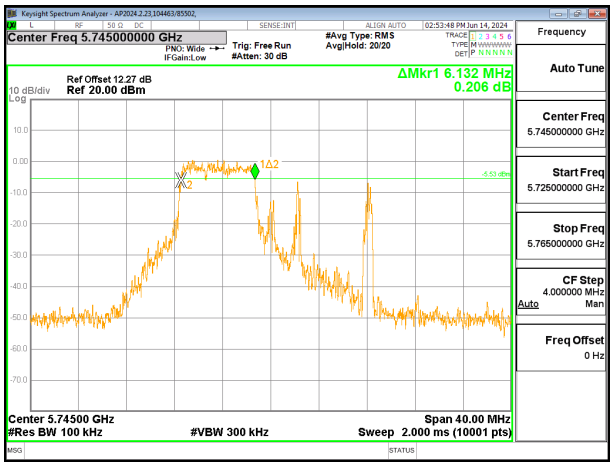

LOW CHANNEL Chain 1

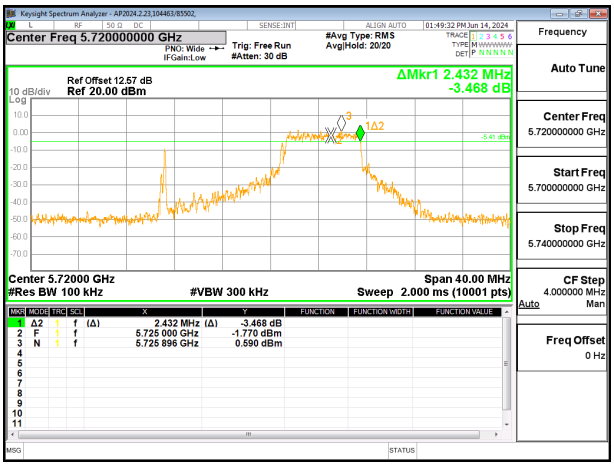

CHANNEL 144 Chain 0

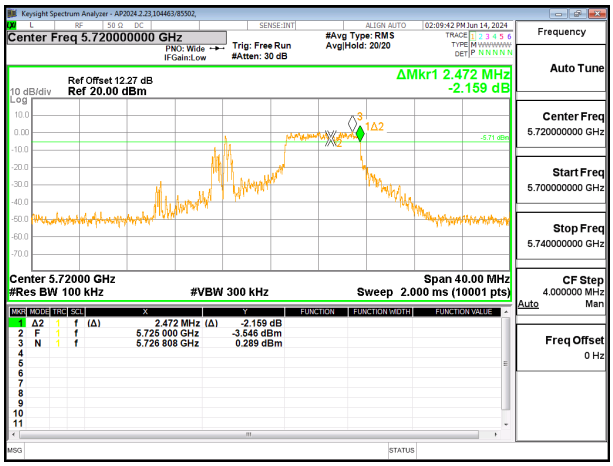

CHANNEL 144 Chain 1

This report shall not be reproduced except in full, without the written approval of UL LLC

2Tx, 106T+26T

Channel	Frequency (MHz)	6 dB BW Chain 0 (MHz)	6 dB BW Chain 1 (MHz)	Minimum Limit (MHz)
Low	5745	11.412	10.856	0.5
Mid	5785	10.812	11.132	0.5
High	5825	10.808	10.776	0.5
144	5720	4.536	4.552	0.5

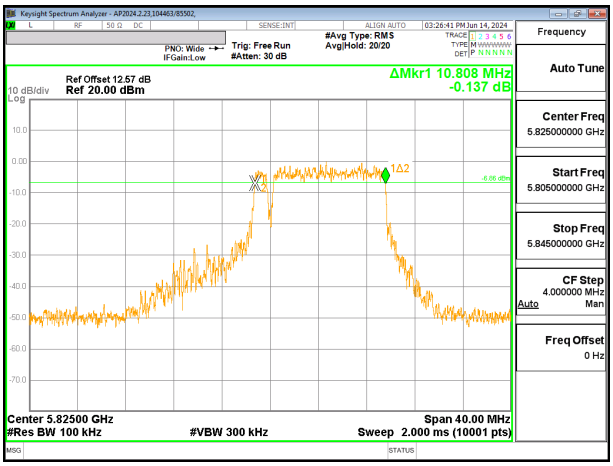

HIGH CHANNEL Chain 0

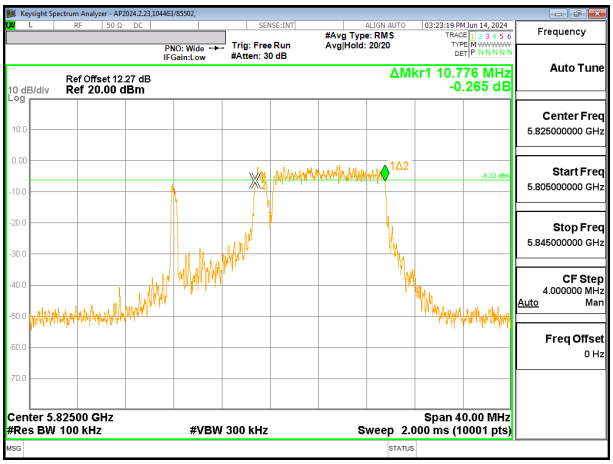

HIGH CHANNEL Chain 1

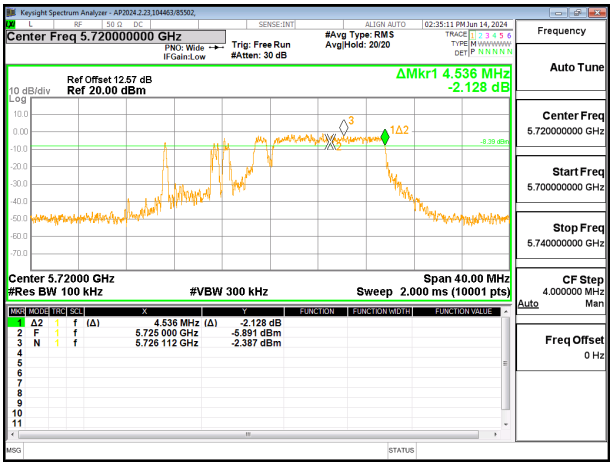

CHANNEL 144 Chain 0

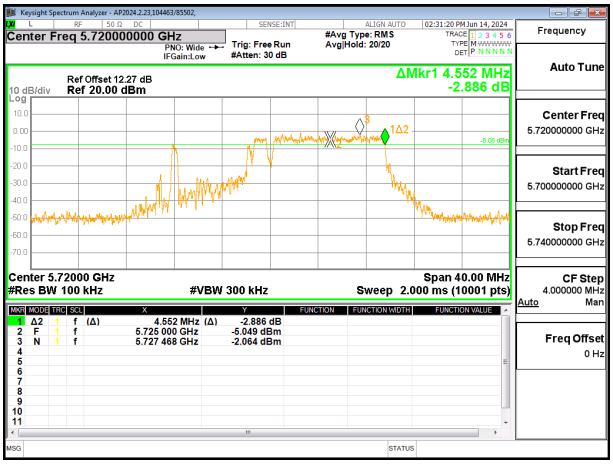

CHANNEL 144 Chain 1

This report shall not be reproduced except in full, without the written approval of UL LLC

802.11be EHT80 MODE 2TX IN THE 5.8GHz BAND

2Tx, 484T+242T (Contiguous MRU1)

10.3.2.

Channel	Frequency (MHz)	6 dB BW Chain 0 (MHz)	6 dB BW Chain 1 (MHz)	Minimum Limit (MHz)
Mid	5775	58.832	58.912	0.5
138	5690	4.056	4.056	0.5

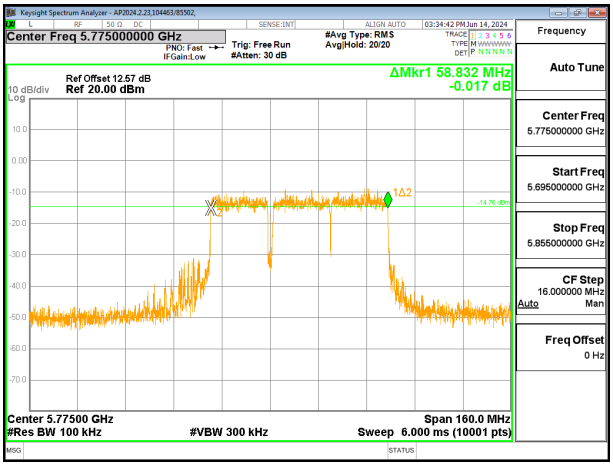

MID CHANNEL Chain 0

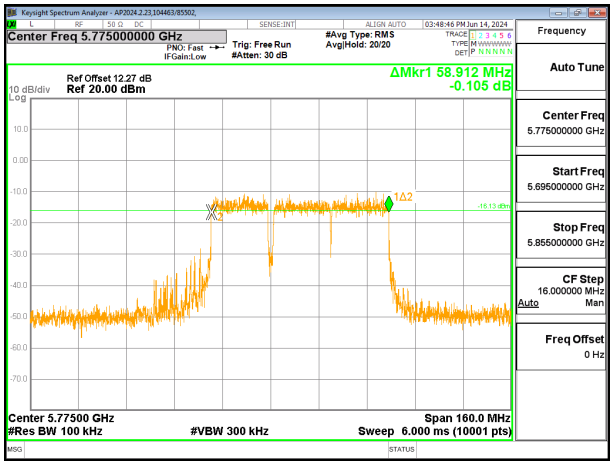

MID CHANNEL Chain 1

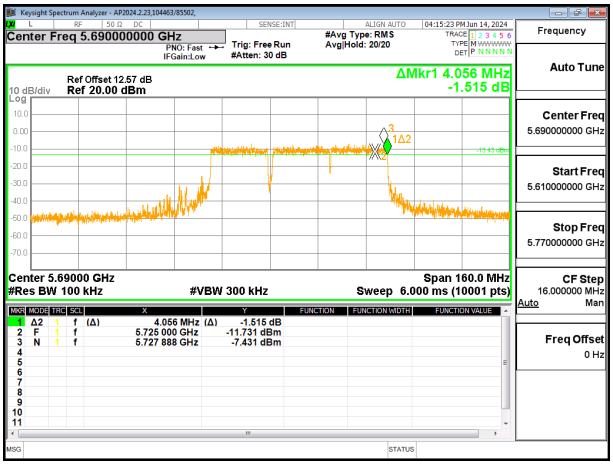

CHANNEL 138 Chain 0

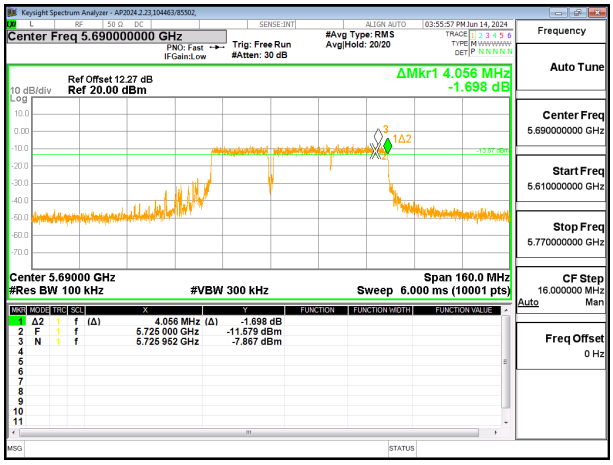

CHANNEL 138 Chain 1

This report shall not be reproduced except in full, without the written approval of UL LLC

2Tx, 484T+242T (Contiguous MRU4)

Channel	Frequency (MHz)	6 dB BW Chain 0 (MHz)	6 dB BW Chain 1 (MHz)	Minimum Limit (MHz)
Mid	5775	58.784	58.832	0.5
138	5690	16.920	3.192	0.5

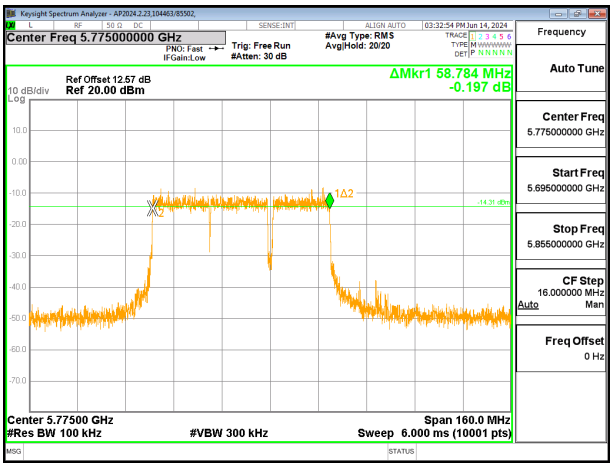

MID CHANNEL Chain 0

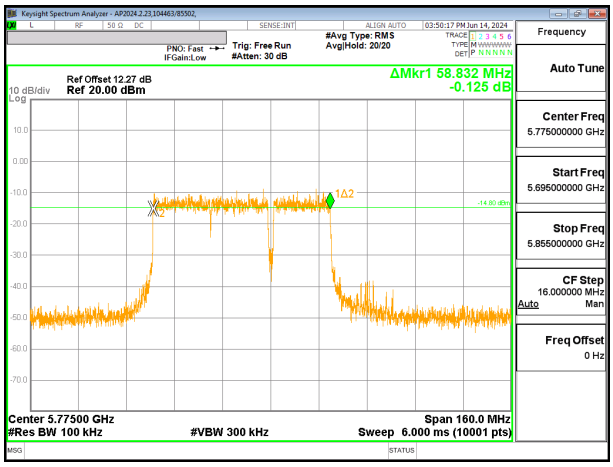

MID CHANNEL Chain 1

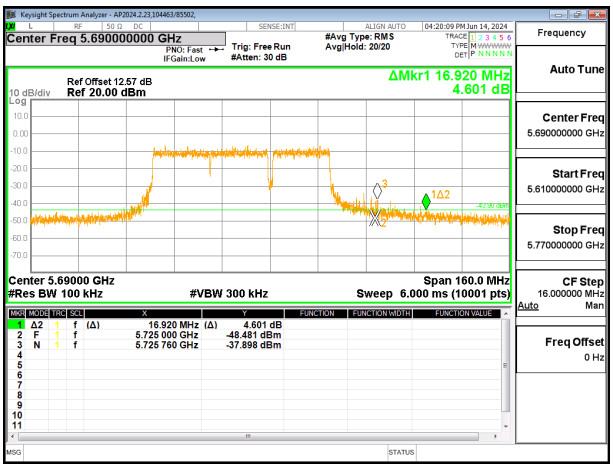

CHANNEL 138 Chain 0

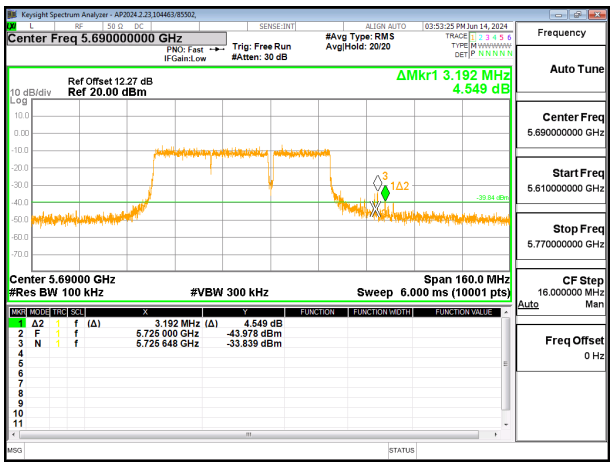

CHANNEL 138 Chain 1

This report shall not be reproduced except in full, without the written approval of UL LLC

2Tx, 242T+484T (Non-Contiguous MRU2)

Channel	Frequency (MHz)	6 dB BW Chain 0 (MHz)	6 dB BW Chain 1 (MHz)	Minimum Limit (MHz)
Mid	5775	78.080	78.096	0.5
138	5690	4.056	4.152	0.5

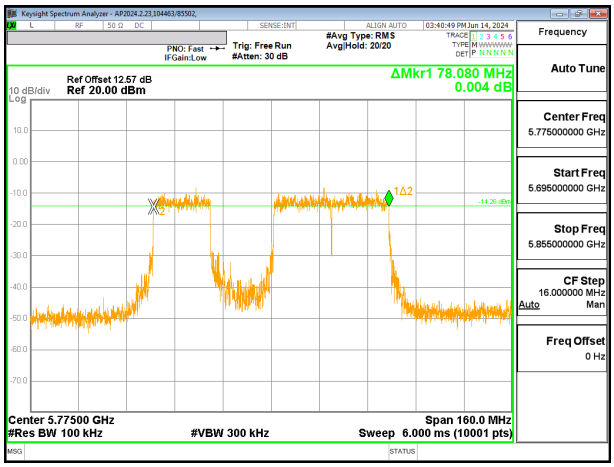

MID CHANNEL Chain 0

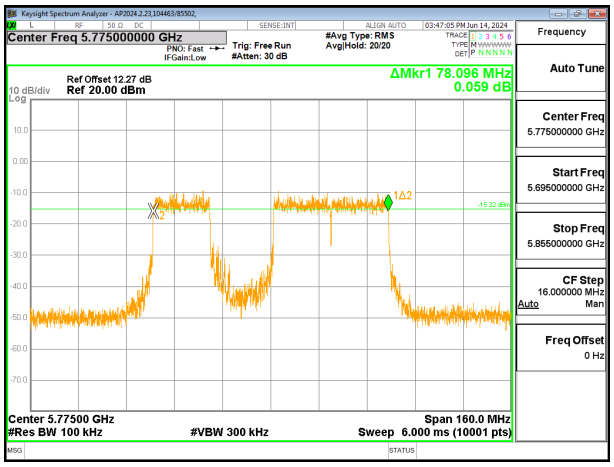

MID CHANNEL Chain 1

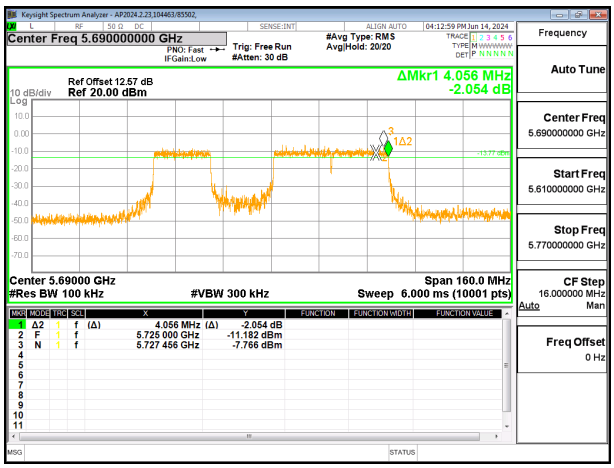

CHANNEL 138 Chain 0

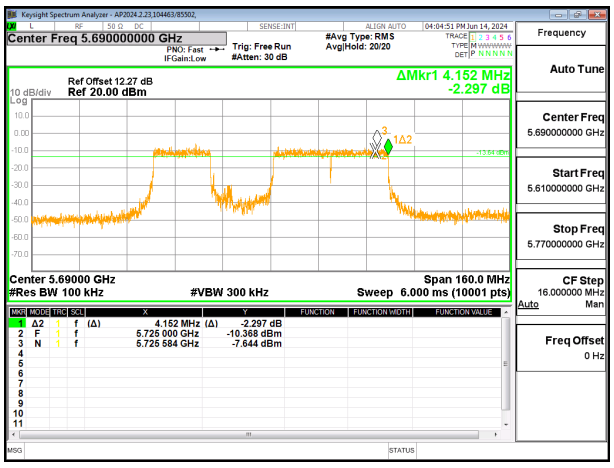

CHANNEL 138 Chain 1

This report shall not be reproduced except in full, without the written approval of UL LLC

2Tx, 484T+242T (Non-Contiguous MRU3)

Channel	Frequency (MHz)	6 dB BW Chain 0 (MHz)	6 dB BW Chain 1 (MHz)	Minimum Limit (MHz)
Mid	5775	77.968	78.208	0.5
138	5690	4.088	4.040	0.5

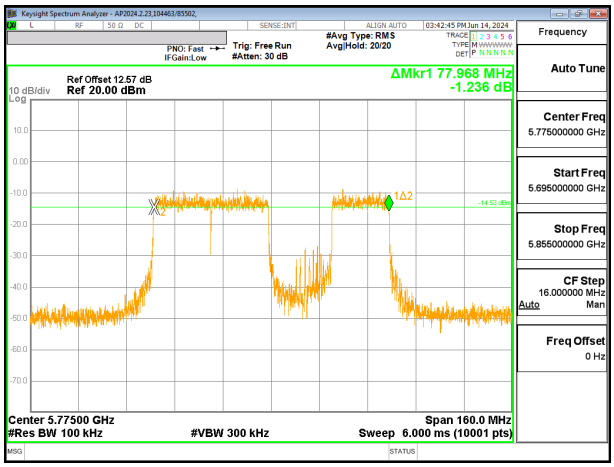

MID CHANNEL Chain 0

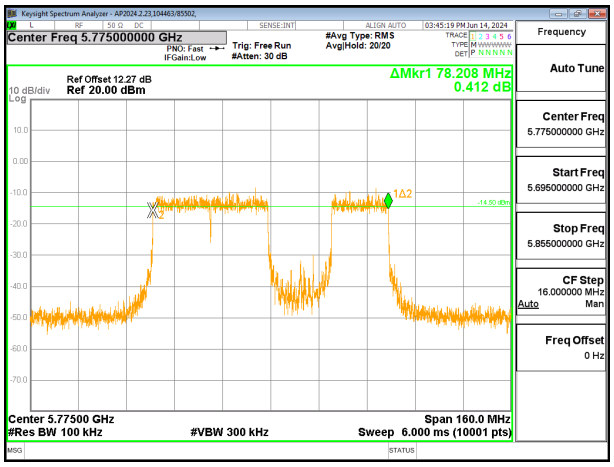

MID CHANNEL Chain 1

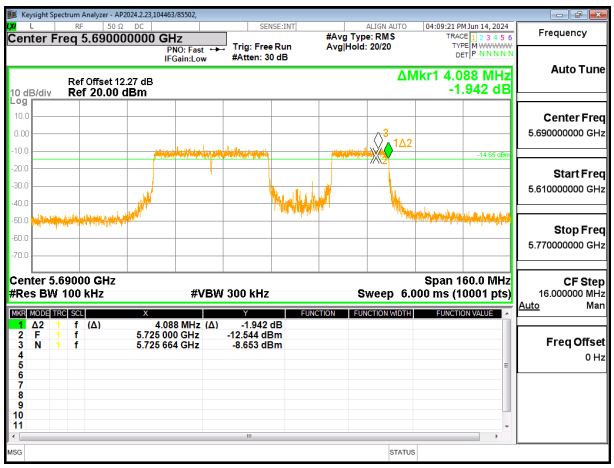

CHANNEL 138 Chain 0

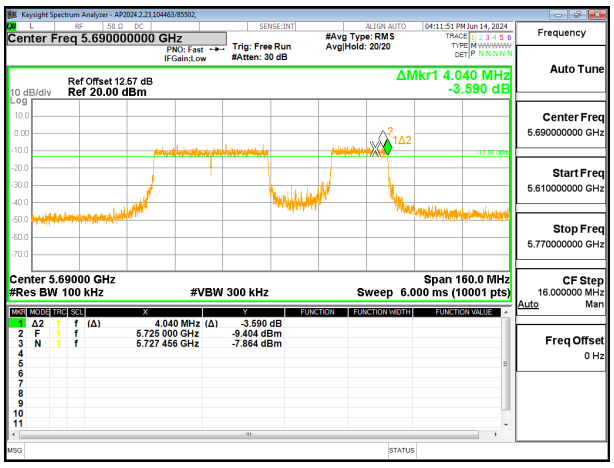

CHANNEL 138 Chain 1

This report shall not be reproduced except in full, without the written approval of UL LLC

10.4. OUTPUT POWER AND PSD

LIMITS
FCC §15.407

Band 5.15–5.25 GHz

(iv) For mobile and portable client devices in the 5.15-5.25 GHz band, the maximum conducted output power over the frequency band of operation shall not exceed 250 mW provided the maximum antenna gain does not exceed 6 dBi. In addition, the maximum power spectral density shall not exceed 11 dBm in any 1 megahertz band. If transmitting antennas of directional gain greater than 6 dBi are used, both the maximum conducted output power and the maximum power spectral density shall be reduced by the amount in dB that the directional gain of the antenna exceeds 6 dBi.

Bands 5.25-5.35 GHz and 5.47-5.725 GHz

The maximum conducted output power over the frequency bands of operation shall not exceed the lesser of 250 mW or 11 dBm + 10 log B, where B is the 26 dB emission bandwidth in megahertz. In addition, the maximum power spectral density shall not exceed 11 dBm in any 1 megahertz band. If transmitting antennas of directional gain greater than 6 dBi are used, both the maximum conducted output power and the maximum power spectral density shall be reduced by the amount in dB that the directional gain of the antenna exceeds 6 dBi.

Band 5.725-5.85 GHz

The maximum conducted output power over the frequency band of operation shall not exceed 1 W. In addition, the maximum power spectral density shall not exceed 30 dBm in any 500-kHz band. If transmitting antennas of directional gain greater than 6 dBi are used, both the maximum conducted output power and the maximum power spectral density shall be reduced by the amount in dB that the directional gain of the antenna exceeds 6 dBi. However, fixed point-to-point U-NII devices operating in this band may employ transmitting antennas with directional gain greater than 6 dBi without any corresponding reduction in transmitter conducted power. Fixed, point-to-point operations exclude the use of point-to-multipoint systems, omnidirectional applications, and multiple collocated transmitters transmitting the same information.

DIRECTIONAL ANTENNA GAIN

For 2 TX:
Tx chains are uncorrelated for power and correlated for PSD due to the device supporting CDD in all MIMO modes. The directional gains are as follows:

Band (MHz)	Chain 0 Antenna Gain (dBi)	Chain 1 Antenna Gain (dBi)	Uncorrelated Chains Directional Gain (dBi)	Correlated Chains Directional Gain (dBi)
5180-5320	-1.11	-2.21	-1.63	1.37
5500-5720	-0.63	-0.97	-0.80	2.21
5725-5850	-0.84	-0.73	-0.78	2.23

RESULT

Refer to UL Report 15110020-E5 for all PSD Testing.

This report shall not be reproduced except in full, without the written approval of UL LLC

802.11be EHT20 MODE 2TX IN THE 5.2GHz BAND

2TX CHAIN 0 + CHAIN 1 MODE: 52T+26T

Test Engineer:	104463/85502, 104412/21193
Test Date:	2024-06-05

10.4.1.

Antenna Gain and Limits

Channel	Frequency (MHz)	Directional Gain for Power (dBi)	Directional Gain for PSD (dBi)	Power Limit (dBm)	PSD Limit (dBm/1MHz)
Low	5180	-1.63	1.37	24.00	11.00
Mid	5200	-1.63	1.37	24.00	11.00
High	5240	-1.63	1.37	24.00	11.00

Output Power Results

Channel	Frequency (MHz)	Chain 0 Meas Power (dBm)	Chain 1 Meas Power (dBm)	Total Corr'd Power (dBm)	Power Limit (dBm)	Power Margin (dB)
Low	5180	11.47	10.56	14.05	24.00	-9.95
Mid	5200	11.50	10.54	14.06	24.00	-9.94
High	5240	11.29	10.64	13.99	24.00	-10.01

2TX CHAIN 0 + CHAIN 1 MODE: 106T+26T

Test Engineer:	104463/85502, 104412/21193
Test Date:	2024-06-05

Antenna Gain and Limits

Channel	Frequency (MHz)	Directional Gain for Power (dBi)	Directional Gain for PSD (dBi)	Power Limit (dBm)	PSD Limit (dBm/1MHz)
Low	5180	-1.63	1.37	24.00	11.00
Mid	5200	-1.63	1.37	24.00	11.00
High	5240	-1.63	1.37	24.00	11.00

Output Power Results

Channel	Frequency (MHz)	Chain 0 Meas Power (dBm)	Chain 1 Meas Power (dBm)	Total Corr'd Power (dBm)	Power Limit (dBm)	Power Margin (dB)
Low	5180	11.43	10.52	14.01	24.00	-9.99
Mid	5200	11.10	10.09	13.64	24.00	-10.36
High	5240	11.29	10.66	14.00	24.00	-10.00

This report shall not be reproduced except in full, without the written approval of UL LLC

802.11be EHT80 MODE 2TX IN THE 5.2GHz BAND

2TX CHAIN 0 + CHAIN 1 MODE: 484T+242T (Contiguous, MRU1)

Test Engineer:	104463/85502, 104412/21193
Test Date:	2024-06-05

Antenna Gain and Limits

Channel	Frequency (MHz)	Directional Gain for Power (dBi)	Directional Gain for PSD (dBi)	Power Limit (dBm)	PSD Limit (dBm/1MHz)
Mid	5210	-1.63	1.37	24.00	11.00

Output Power Results

Channel	Frequency (MHz)	Chain 0 Meas Power (dBm)	Chain 1 Meas Power (dBm)	Total Corr'd Power (dBm)	Power Limit (dBm)	Power Margin (dB)
Mid	5210	11.11	10.25	13.71	24.00	-10.29

2TX CHAIN 0 + CHAIN 1 MODE: 484T+242T (Contiguous, MRU4)

Test Engineer:	104463/85502, 104412/21193
Test Date:	2024-06-05

Antenna Gain and Limits

Channel	Frequency (MHz)	Directional Gain for Power (dBi)	Directional Gain for PSD (dBi)	Power Limit (dBm)	PSD Limit (dBm/1MHz)
Mid	5210	-1.63	1.37	24.00	11.00

Output Power Results

Channel	Frequency (MHz)	Chain 0 Meas Power (dBm)	Chain 1 Meas Power (dBm)	Total Corr'd Power (dBm)	Power Limit (dBm)	Power Margin (dB)
Mid	5210	11.21	10.32	13.80	24.00	-10.20

UL LLC
12 Laboratory Dr., RTP, NC 27709; USA TEL: (919) 549-1364
This report shall not be reproduced except in full, without the written approval of UL LLC

2TX CHAIN 0 + CHAIN 1 MODE: 242T+484T (Non-Contiguous, MRU2)

Test Engineer:	104463/85502, 104412/21193
Test Date:	2024-06-05

Antenna Gain and Limits

Channel	Frequency (MHz)	Directional Gain for Power (dBi)	Directional Gain for PSD (dBi)	Power Limit (dBm)	PSD Limit (dBm/1MHz)
Mid	5210	-1.63	1.37	24.00	11.00

Output Power Results

Channel	Frequency (MHz)	Chain 0 Meas Power (dBm)	Chain 1 Meas Power (dBm)	Total Corr'd Power (dBm)	Power Limit (dBm)	Power Margin (dB)
Mid	5210	11.06	10.20	13.66	24.00	-10.34

2TX CHAIN 0 + CHAIN 1 MODE: 484T+242T (Non-Contiguous, MRU3)

Test Engineer:	104463/85502, 104412/21193
Test Date:	2024-06-05

Antenna Gain and Limits

Channel	Frequency (MHz)	Directional Gain for Power (dBi)	Directional Gain for PSD (dBi)	Power Limit (dBm)	PSD Limit (dBm/1MHz)
Mid	5210	-1.63	1.37	24.00	11.00

Output Power Results

Channel	Frequency (MHz)	Chain 0 Meas Power (dBm)	Chain 1 Meas Power (dBm)	Total Corr'd Power (dBm)	Power Limit (dBm)	Power Margin (dB)
Mid	5210	11.08	10.15	13.65	24.00	-10.35

UL LLC
12 Laboratory Dr., RTP, NC 27709; USA TEL: (919) 549-1364
This report shall not be reproduced except in full, without the written approval of UL LLC

802.11be EHT20 MODE 2TX IN THE 5.3GHz BAND

2TX CHAIN 0 + CHAIN 1 MODE: 52T+26T

Test Engineer:	104463/85502, 104412/21193
Test Date:	2024-06-05

Bandwidth, Antenna Gain, and Limits

Channel	Frequency (MHz)	Min 26 dB BW (MHz)	Directional Gain for Power (dBi)	Directional Gain for PSD (dBi)	Power Limit (dBm)	PSD Limit (dBm/1MHz)
Low	5260	19.40	-1.63	1.37	23.88	11.00
Mid	5300	19.12	-1.63	1.37	23.81	11.00
High	5320	19.68	-1.63	1.37	23.94	11.00

Output Power Results

Channel	Frequency (MHz)	Chain 0 Meas Power (dBm)	Chain 1 Meas Power (dBm)	Total Corr'd Power (dBm)	Power Limit (dBm)	Power Margin (dB)
Low	5260	11.45	10.82	14.16	23.88	-9.72
Mid	5300	11.29	11.01	14.16	23.81	-9.65
High	5320	10.95	11.06	14.02	23.94	-9.92

2TX CHAIN 0 + CHAIN 1 MODE: 106T+26T

Test Engineer:	104463/85502, 104412/21193
Test Date:	2024-06-05

Bandwidth, Antenna Gain, and Limits

Channel	Frequency (MHz)	Min 26 dB BW (MHz)	Directional Gain for Power (dBi)	Directional Gain for PSD (dBi)	Power Limit (dBm)	PSD Limit (dBm/1MHz)
Low	5260	21.08	-1.63	1.37	24.00	11.00
Mid	5300	21.08	-1.63	1.37	24.00	11.00
High	5320	20.96	-1.63	1.37	24.00	11.00

Output Power Results

Channel	Frequency (MHz)	Chain 0 Meas Power (dBm)	Chain 1 Meas Power (dBm)	Total Corr'd Power (dBm)	Power Limit (dBm)	Power Margin (dB)
Low	5260	11.42	10.61	14.05	24.00	-9.95
Mid	5300	10.58	10.93	13.77	24.00	-10.23
High	5320	10.86	11.06	13.97	24.00	-10.03

UL LLC
12 Laboratory Dr., RTP, NC 27709; USA TEL: (919) 549-1364
This report shall not be reproduced except in full, without the written approval of UL LLC

802.11be EHT80 MODE 2TX IN THE 5.3GHz BAND

2TX CHAIN 0 + CHAIN 1 MODE: 484T+242T (Contiguous MRU1)

Test Engineer:	104463/85502, 104412/21193
Test Date:	2024-06-05

Bandwidth, Antenna Gain, and Limits

Channel	Frequency (MHz)	Min 26 dB BW (MHz)	Directional Gain for Power (dBi)	Directional Gain for PSD (dBi)	Power Limit (dBm)	PSD Limit (dBm/1MHz)
Mid	5290	86.56	-1.63	1.37	24.00	11.00

Output Power Results

Channel	Frequency (MHz)	Chain 0 Meas Power (dBm)	Chain 1 Meas Power (dBm)	Total Corr'd Power (dBm)	Power Limit (dBm)	Power Margin (dB)
Mid	5290	10.43	10.50	13.48	24.00	-10.52

2TX CHAIN 0 + CHAIN 1 MODE: 484T+242T (Contiguous MRU4)

Test Engineer:	104463/85502, 104412/21193
Test Date:	2024-06-05

Bandwidth, Antenna Gain, and Limits

Channel	Frequency (MHz)	Min 26 dB BW (MHz)	Directional Gain for Power (dBi)	Directional Gain for PSD (dBi)	Power Limit (dBm)	PSD Limit (dBm/1MHz)
Mid	5290	82.24	-1.63	1.37	24.00	11.00

Output Power Results

Channel	Frequency (MHz)	Chain 0 Meas Power (dBm)	Chain 1 Meas Power (dBm)	Total Corr'd Power (dBm)	Power Limit (dBm)	Power Margin (dB)
Mid	5290	10.56	10.57	13.58	24.00	-10.42

UL LLC
12 Laboratory Dr., RTP, NC 27709; USA TEL: (919) 549-1364
This report shall not be reproduced except in full, without the written approval of UL LLC

2TX CHAIN 0 + CHAIN 1 MODE: 242T+484T (Non-Contiguous MRU2)

Test Engineer:	104463/85502, 104412/21193
Test Date:	2024-06-05

Bandwidth, Antenna Gain, and Limits

Channel	Frequency (MHz)	Min 26 dB BW (MHz)	Directional Gain for Power (dBi)	Directional Gain for PSD (dBi)	Power Limit (dBm)	PSD Limit (dBm/1MHz)
Mid	5290	90.88	-1.63	1.37	24.00	11.00

Output Power Results

Channel	Frequency (MHz)	Chain 0 Meas Power (dBm)	Chain 1 Meas Power (dBm)	Total Corr'd Power (dBm)	Power Limit (dBm)	Power Margin (dB)
Mid	5290	10.48	9.97	13.24	24.00	-10.76

2TX CHAIN 0 + CHAIN 1 MODE: 484T+242T (Non-Contiguous MRU3)

Test Engineer:	104463/85502, 104412/21193
Test Date:	2024-06-05

Bandwidth, Antenna Gain, and Limits

Channel	Frequency (MHz)	Min 26 dB BW (MHz)	Directional Gain for Power (dBi)	Directional Gain for PSD (dBi)	Power Limit (dBm)	PSD Limit (dBm/1MHz)
Mid	5290	89.44	-1.63	1.37	24.00	11.00

Output Power Results

Channel	Frequency (MHz)	Chain 0 Meas Power (dBm)	Chain 1 Meas Power (dBm)	Total Corr'd Power (dBm)	Power Limit (dBm)	Power Margin (dB)
Mid	5290	10.52	9.86	13.21	24.00	-10.79

UL LLC
12 Laboratory Dr., RTP, NC 27709; USA TEL: (919) 549-1364
This report shall not be reproduced except in full, without the written approval of UL LLC

802.11be EHT160 MODE 2TX IN THE 5.2/5.3GHz BAND

2TX CHAIN 0 + CHAIN 1 MODE: 996T+484T (Contiguous MRU1)

Test Engineer:	104463/85502, 104412/21193
Test Date:	2024-06-05

Bandwidth, Antenna Gain, and Limits

Channel	Frequency (MHz)	Min 26 dB BW (MHz)	Directional Gain for Power (dBi)	Directional Gain for PSD (dBi)	Power Limit (dBm)	PSD Limit (dBm/1MHz)
Mid	5250	146.24	-1.63	1.37	24.00	11.00

Output Power Results

Channel	Frequency (MHz)	Chain 0 Meas Power (dBm)	Chain 1 Meas Power (dBm)	Total Corr'd Power (dBm)	Power Limit (dBm)	Power Margin (dB)
Mid	5250	10.55	10.60	13.59	24.00	-10.41

2TX CHAIN 0 + CHAIN 1 MODE: 996T+484T (Contiguous MRU4)

Test Engineer:	104463/85502, 104412/21193
Test Date:	2024-06-05

Bandwidth, Antenna Gain, and Limits

Channel	Frequency (MHz)	Min 26 dB BW (MHz)	Directional Gain for Power (dBi)	Directional Gain for PSD (dBi)	Power Limit (dBm)	PSD Limit (dBm/1MHz)
Mid	5250	141.44	-1.63	1.37	24.00	11.00

Output Power Results

Channel	Frequency (MHz)	Chain 0 Meas Power (dBm)	Chain 1 Meas Power (dBm)	Total Corr'd Power (dBm)	Power Limit (dBm)	Power Margin (dB)
Mid	5250	10.64	10.84	13.75	24.00	-10.25

UL LLC
12 Laboratory Dr., RTP, NC 27709; USA TEL: (919) 549-1364
This report shall not be reproduced except in full, without the written approval of UL LLC

2TX CHAIN 0 + CHAIN 1 MODE: 484T+996T (Non-Contiguous MRU2)

Test Engineer:	104463/85502, 104412/21193
Test Date:	2024-06-05

Bandwidth, Antenna Gain, and Limits

Channel	Frequency (MHz)	Min 26 dB BW (MHz)	Directional Gain for Power (dBi)	Directional Gain for PSD (dBi)	Power Limit (dBm)	PSD Limit (dBm/1MHz)
Mid	5250	173.44	-1.63	1.37	24.00	11.00

Output Power Results

Channel	Frequency (MHz)	Chain 0 Meas Power (dBm)	Chain 1 Meas Power (dBm)	Total Corr'd Power (dBm)	Power Limit (dBm)	Power Margin (dB)
Mid	5250	10.57	10.53	13.56	24.00	-10.44

2TX CHAIN 0 + CHAIN 1 MODE: 996T+484T (Non-Contiguous MRU3)

Test Engineer:	104463/85502, 104412/21193
Test Date:	2024-06-05

Bandwidth, Antenna Gain, and Limits

Channel	Frequency (MHz)	Min 26 dB BW (MHz)	Directional Gain for Power (dBi)	Directional Gain for PSD (dBi)	Power Limit (dBm)	PSD Limit (dBm/1MHz)
Mid	5250	175.04	-1.63	1.37	24.00	11.00

Output Power Results

Channel	Frequency (MHz)	Chain 0 Meas Power (dBm)	Chain 1 Meas Power (dBm)	Total Corr'd Power (dBm)	Power Limit (dBm)	Power Margin (dB)
Mid	5250	10.98	11.16	14.08	24.00	-9.92

UL LLC
12 Laboratory Dr., RTP, NC 27709; USA TEL: (919) 549-1364
This report shall not be reproduced except in full, without the written approval of UL LLC

2TX CHAIN 0 + CHAIN 1 MODE: 996T+484T+242T (Contiguous MRU1)

Test Engineer:	104463/85502, 104412/21193
Test Date:	2024-06-05

Bandwidth, Antenna Gain, and Limits

Channel	Frequency (MHz)	Min 26 dB BW (MHz)	Directional Gain for Power (dBi)	Directional Gain for PSD (dBi)	Power Limit (dBm)	PSD Limit (dBm/1MHz)
Mid	5250	164.48	-1.63	1.37	24.00	11.00

Output Power Results

Channel	Frequency (MHz)	Chain 0 Meas Power (dBm)	Chain 1 Meas Power (dBm)	Total Corr'd Power (dBm)	Power Limit (dBm)	Power Margin (dB)
Mid	5250	10.81	10.74	13.79	24.00	-10.21

2TX CHAIN 0 + CHAIN 1 MODE: 996T+484T+242T (Contiguous MRU8)

Test Engineer:	104463/85502, 104412/21193
Test Date:	2024-06-05

Bandwidth, Antenna Gain, and Limits

Channel	Frequency (MHz)	Min 26 dB BW (MHz)	Directional Gain for Power (dBi)	Directional Gain for PSD (dBi)	Power Limit (dBm)	PSD Limit (dBm/1MHz)
Mid	5250	157.44	-1.63	1.37	24.00	11.00

Output Power Results

Channel	Frequency (MHz)	Chain 0 Meas Power (dBm)	Chain 1 Meas Power (dBm)	Total Corr'd Power (dBm)	Power Limit (dBm)	Power Margin (dB)
Mid	5250	10.99	10.25	13.65	24.00	-10.35

UL LLC
12 Laboratory Dr., RTP, NC 27709; USA TEL: (919) 549-1364
This report shall not be reproduced except in full, without the written approval of UL LLC

2TX CHAIN 0 + CHAIN 1 MODE: 242T+484T+996T (Non-Contiguous MRU2)

Test Engineer:	104463/85502, 104412/21193
Test Date:	2024-06-05

Bandwidth, Antenna Gain, and Limits

Channel	Frequency (MHz)	Min 26 dB BW (MHz)	Directional Gain for Power (dBi)	Directional Gain for PSD (dBi)	Power Limit (dBm)	PSD Limit (dBm/1MHz)
Mid	5250	174.40	-1.63	1.37	24.00	11.00

Output Power Results

Channel	Frequency (MHz)	Chain 0 Meas Power (dBm)	Chain 1 Meas Power (dBm)	Total Corr'd Power (dBm)	Power Limit (dBm)	Power Margin (dB)
Mid	5250	10.70	10.64	13.68	24.00	-10.32

2TX CHAIN 0 + CHAIN 1 MODE: 484T+242T+996T (Non-Contiguous MRU3)

Test Engineer:	104463/85502, 104412/21193
Test Date:	2024-06-05

Bandwidth, Antenna Gain, and Limits

Channel	Frequency (MHz)	Min 26 dB BW (MHz)	Directional Gain for Power (dBi)	Directional Gain for PSD (dBi)	Power Limit (dBm)	PSD Limit (dBm/1MHz)
Mid	5250	175.36	-1.63	1.37	24.00	11.00

Output Power Results

Channel	Frequency (MHz)	Chain 0 Meas Power (dBm)	Chain 1 Meas Power (dBm)	Total Corr'd Power (dBm)	Power Limit (dBm)	Power Margin (dB)
Mid	5250	11.36	10.71	14.06	24.00	-9.94

UL LLC
12 Laboratory Dr., RTP, NC 27709; USA TEL: (919) 549-1364
This report shall not be reproduced except in full, without the written approval of UL LLC

2TX CHAIN 0 + CHAIN 1 MODE: 484T+242T+996T (Non-Contiguous MRU4)

Test Engineer:	104463/85502, 104412/21193
Test Date:	2024-06-05

Bandwidth, Antenna Gain, and Limits

Channel	Frequency (MHz)	Min 26 dB BW (MHz)	Directional Gain for Power (dBi)	Directional Gain for PSD (dBi)	Power Limit (dBm)	PSD Limit (dBm/1MHz)
Mid	5250	176.32	-1.63	1.37	24.00	11.00

Output Power Results

Channel	Frequency (MHz)	Chain 0 Meas Power (dBm)	Chain 1 Meas Power (dBm)	Total Corr'd Power (dBm)	Power Limit (dBm)	Power Margin (dB)
Mid	5250	11.42	10.64	14.06	24.00	-9.94

2TX CHAIN 0 + CHAIN 1 MODE: 996T+242T+484T (Non-Contiguous MRU5)

Test Engineer:	104463/85502, 104412/21193
Test Date:	2024-06-05

Bandwidth, Antenna Gain, and Limits

Channel	Frequency (MHz)	Min 26 dB BW (MHz)	Directional Gain for Power (dBi)	Directional Gain for PSD (dBi)	Power Limit (dBm)	PSD Limit (dBm/1MHz)
Mid	5250	176.32	-1.63	1.37	24.00	11.00

Output Power Results

Channel	Frequency (MHz)	Chain 0 Meas Power (dBm)	Chain 1 Meas Power (dBm)	Total Corr'd Power (dBm)	Power Limit (dBm)	Power Margin (dB)
Mid	5250	11.37	10.75	14.08	24.00	-9.92

UL LLC
12 Laboratory Dr., RTP, NC 27709; USA TEL: (919) 549-1364
This report shall not be reproduced except in full, without the written approval of UL LLC

2TX CHAIN 0 + CHAIN 1 MODE: 996T+242T+484T (Non-Contiguous MRU6)

Test Engineer:	104463/85502, 104412/21193
Test Date:	2024-06-05

Bandwidth, Antenna Gain, and Limits

Channel	Frequency (MHz)	Min 26 dB BW (MHz)	Directional Gain for Power (dBi)	Directional Gain for PSD (dBi)	Power Limit (dBm)	PSD Limit (dBm/1MHz)
Mid	5250	174.40	-1.63	1.37	24.00	11.00

Output Power Results

Channel	Frequency (MHz)	Chain 0 Meas Power (dBm)	Chain 1 Meas Power (dBm)	Total Corr'd Power (dBm)	Power Limit (dBm)	Power Margin (dB)
Mid	5250	10.72	10.60	13.67	24.00	-10.33

2TX CHAIN 0 + CHAIN 1 MODE: 996T+484T+242T (Non-Contiguous MRU7)

Test Engineer:	104463/85502, 104412/21193
Test Date:	2024-06-05

Bandwidth, Antenna Gain, and Limits

Channel	Frequency (MHz)	Min 26 dB BW (MHz)	Directional Gain for Power (dBi)	Directional Gain for PSD (dBi)	Power Limit (dBm)	PSD Limit (dBm/1MHz)
Mid	5250	175.36	-1.63	1.37	24.00	11.00

Output Power Results

Channel	Frequency (MHz)	Chain 0 Meas Power (dBm)	Chain 1 Meas Power (dBm)	Total Corr'd Power (dBm)	Power Limit (dBm)	Power Margin (dB)
Mid	5250	11.04	10.77	13.92	24.00	-10.08

UL LLC
12 Laboratory Dr., RTP, NC 27709; USA TEL: (919) 549-1364
This report shall not be reproduced except in full, without the written approval of UL LLC

802.11be EHT20 MODE 2TX IN THE 5.6GHz BAND

2TX Chain 0 + Chain 1 MODE: 52T+26T

Test Engineer:	104463/85502, 104412/21193
Test Date:	2024-06-05

Bandwidth and Antenna Gain

Channel	Frequency (MHz)	Min 26 dB BW (MHz)	Directional Gain for Power (dBi)	Directional Gain for PSD (dBi)	Power Limit (dBm)	PSD Limit (dBm/1MHz)
Low	5500	19.36	-0.80	2.21	23.87	11.00
Mid	5580	19.12	-0.80	2.21	23.81	11.00
High	5700	19.64	-0.80	2.21	23.93	11.00
144	5720	14.92	-0.80	2.21	22.74	11.00

Output Power Results

Channel	Frequency (MHz)	Chain 0 Meas Power (dBm)	Chain 1 Meas Power (dBm)	Total Corr'd Power (dBm)	Power Limit (dBm)	Power Margin (dB)
Low	5500	11.33	10.27	13.85	23.87	-10.02
Mid	5580	10.56	10.83	13.71	23.81	-10.11
High	5700	11.24	10.83	14.05	23.93	-9.88
144	5720	10.54	10.71	13.64	22.74	-9.10

UL LLC
12 Laboratory Dr., RTP, NC 27709; USA TEL: (919) 549-1364
This report shall not be reproduced except in full, without the written approval of UL LLC

2TX Chain 0 + Chain 1 MODE: 106T+26T

Test Engineer:	104463/85502, 104412/21193
Test Date:	2024-06-05

Bandwidth and Antenna Gain

Channel	Frequency (MHz)	Min 26 dB BW (MHz)	Directio Gain for Power (dBi)	Directional Gain for PSD (dBi)	Power Limit (dBm)	PSD Limit (dBm/1MHz)
Low	5500	20.96	-0.80	2.21	24.00	11.00
Mid	5580	21.20	-0.80	2.21	24.00	11.00
High	5700	21.04	-0.80	2.21	24.00	11.00
144	5720	16.36	-0.80	2.21	23.14	11.00

Output Power Results

Channel	Frequency (MHz)	Chain 0 Meas Power (dBm)	Chain 1 Meas Power (dBm)	Total Corr'd Power (dBm)	Power Limit (dBm)	Power Margin (dB)
Low	5500	11.08	10.29	13.71	24.00	-10.29
Mid	5580	10.66	10.89	13.79	24.00	-10.21
High	5700	11.17	10.76	13.98	24.00	-10.02
144	5720	11.24	10.70	13.99	23.14	-9.15

UL LLC
12 Laboratory Dr., RTP, NC 27709; USA TEL: (919) 549-1364
This report shall not be reproduced except in full, without the written approval of UL LLC

802.11be EHT80 MODE 2TX IN THE 5.6GHz BAND

2TX Chain 0 + Chain 1 MODE: 484T+242T (Contiguous)

Test Engineer:	104463/85502, 104412/21193
Test Date:	2024-06-05

Bandwidth and Antenna Gain

Channel	Frequency (MHz)	Min 26 dB BW (MHz)	Directional Gain for Power (dBi)	Directional Gain for PSD (dBi)	Power Limit (dBm)	PSD Limit (dBm/1MHz)
Low	5530	85.28	-0.80	2.21	24.00	11.00
High	5610	85.92	-0.80	2.21	24.00	11.00
138	5690	74.04	-0.80	2.21	24.00	11.00

Output Power Results

Channel	Frequency (MHz)	Chain 0 Meas Power (dBm)	Chain 1 Meas Power (dBm)	Total Corr'd Power (dBm)	Power Limit (dBm)	Power Margin (dB)
Low	5530	9.88	9.22	12.57	24.00	-11.43
High	5610	10.61	10.60	13.62	24.00	-10.38
138	5690	10.13	10.85	13.52	24.00	-10.48

UL LLC
12 Laboratory Dr., RTP, NC 27709; USA TEL: (919) 549-1364
This report shall not be reproduced except in full, without the written approval of UL LLC

2TX Chain 0 + Chain 1 MODE: 242T+484T (Non-Contiguous MRU2)

Test Engineer:	104463/85502, 104412/21193
Test Date:	2024-06-05

Bandwidth and Antenna Gain

Channel	Frequency (MHz)	Min 26 dB BW (MHz)	Directio Gain for Power (dBi)	Directional Gain for PSD (dBi)	Power Limit (dBm)	PSD Limit (dBm/1MHz)
Low	5530	90.56	-0.80	2.21	24.00	11.00
High	5610	90.24	-0.80	2.21	24.00	11.00
138	5690	79.00	-0.80	2.21	24.00	11.00

Output Power Results

Channel	Frequency (MHz)	Chain 0 Meas Power (dBm)	Chain 1 Meas Power (dBm)	Total Corr'd Power (dBm)	Power Limit (dBm)	Power Margin (dB)
Low	5530	9.77	9.30	12.55	24.00	-11.45
High	5610	10.64	10.42	13.54	24.00	-10.46
138	5690	10.18	10.72	13.47	24.00	-10.53

UL LLC
12 Laboratory Dr., RTP, NC 27709; USA TEL: (919) 549-1364
This report shall not be reproduced except in full, without the written approval of UL LLC

2TX Chain 0 + Chain 1 MODE: 484T+242T (Non-Contiguous MRU3)

Test Engineer:	104463/85502, 104412/21193
Test Date:	2024-06-05

Bandwidth and Antenna Gain

Channel	Frequency (MHz)	Min 26 dB BW (MHz)	Directio Gain for Power (dBi)	Directional Gain for PSD (dBi)	Power Limit (dBm)	PSD Limit (dBm/1MHz)
Low	5530	89.76	-0.80	2.21	24.00	11.00
High	5610	91.36	-0.80	2.21	24.00	11.00
138	5690	78.84	-0.80	2.21	24.00	11.00

Output Power Results

Channel	Frequency (MHz)	Chain 0 Meas Power (dBm)	Chain 1 Meas Power (dBm)	Total Corr'd Power (dBm)	Power Limit (dBm)	Power Margin (dB)
Low	5530	10.26	9.44	12.88	24.00	-11.12
High	5610	10.64	10.41	13.54	24.00	-10.46
138	5690	10.16	10.78	13.49	24.00	-10.51

UL LLC
12 Laboratory Dr., RTP, NC 27709; USA TEL: (919) 549-1364
This report shall not be reproduced except in full, without the written approval of UL LLC

802.11be EHT160 MODE 2TX IN THE 5.6GHz BAND

2TX Chain 0 + Chain 1 MODE: 996T+484T (Contiguous, MRU1)

Test Engineer:	104463/85502, 104412/21193
Test Date:	2024-06-05

Bandwidth and Antenna Gain

Channel	Frequency (MHz)	Min 26 dB BW (MHz)	Directio Gain for Power (dBi)	Directional Gain for PSD (dBi)	Power Limit (dBm)	PSD Limit (dBm/1MHz)
Mid	5570	143.36	-0.80	2.21	24.00	11.00

Output Power Results

Channel	Frequency (MHz)	Chain 0 Meas Power (dBm)	Chain 1 Meas Power (dBm)	Total Corr'd Power (dBm)	Power Limit (dBm)	Power Margin (dB)
Mid	5570	8.51	9.48	12.03	24.00	-11.97

2TX Chain 0 + Chain 1 MODE: 996T+484T (Contiguous, MRU4)

Test Engineer:	104463/85502, 104412/21193
Test Date:	2024-06-05

Bandwidth and Antenna Gain

Channel	Frequency (MHz)	Min 26 dB BW (MHz)	Directio Gain for Power (dBi)	Directional Gain for PSD (dBi)	Power Limit (dBm)	PSD Limit (dBm/1MHz)
Mid	5570	147.20	-0.80	2.21	24.00	11.00

Output Power Results

Channel	Frequency (MHz)	Chain 0 Meas Power (dBm)	Chain 1 Meas Power (dBm)	Total Corr'd Power (dBm)	Power Limit (dBm)	Power Margin (dB)
Mid	5570	8.41	9.45	11.97	24.00	-12.03

UL LLC
12 Laboratory Dr., RTP, NC 27709; USA TEL: (919) 549-1364
This report shall not be reproduced except in full, without the written approval of UL LLC

2TX Chain 0 + Chain 1 MODE: 484T+996T (Non-Contiguous MRU2)

Test Engineer:	104463/85502, 104412/21193
Test Date:	2024-06-05

Bandwidth and Antenna Gain

Channel	Frequency (MHz)	Min 26 dB BW (MHz)	Directio Gain for Power (dBi)	Directional Gain for PSD (dBi)	Power Limit (dBm)	PSD Limit (dBm/1MHz)
Mid	5570	175.68	-0.80	2.21	24.00	11.00

Output Power Results

Channel	Frequency (MHz)	Chain 0 Meas Power (dBm)	Chain 1 Meas Power (dBm)	Total Corr'd Power (dBm)	Power Limit (dBm)	Power Margin (dB)
Mid	5570	9.50	8.69	12.12	24.00	-11.88

2TX Chain 0 + Chain 1 MODE: 996T+484T (Non-Contiguous MRU3)

Test Engineer:	104463/85502, 104412/21193
Test Date:	2024-06-05

Bandwidth and Antenna Gain

Channel	Frequency (MHz)	Min 26 dB BW (MHz)	Directio Gain for Power (dBi)	Directional Gain for PSD (dBi)	Power Limit (dBm)	PSD Limit (dBm/1MHz)
Mid	5570	175.6800	-0.80	2.21	24.00	11.00

Output Power Results

Channel	Frequency (MHz)	Chain 0 Meas Power (dBm)	Chain 1 Meas Power (dBm)	Total Corr'd Power (dBm)	Power Limit (dBm)	Power Margin (dB)
Mid	5570	9.45	8.44	11.99	24.00	-12.01

UL LLC
12 Laboratory Dr., RTP, NC 27709; USA TEL: (919) 549-1364
This report shall not be reproduced except in full, without the written approval of UL LLC

2TX Chain 0 + Chain 1 MODE: 996T+484T+242T (Contiguous, MRU1)

Test Engineer:	104463/85502, 104412/21193
Test Date:	2024-06-05

Bandwidth and Antenna Gain

Channel	Frequency (MHz)	Min 26 dB BW (MHz)	Directio Gain for Power (dBi)	Directional Gain for PSD (dBi)	Power Limit (dBm)	PSD Limit (dBm/1MHz)
Mid	5570	163.20	-0.80	2.21	24.00	11.00

Output Power Results

Channel	Frequency (MHz)	Chain 0 Meas Power (dBm)	Chain 1 Meas Power (dBm)	Total Corr'd Power (dBm)	Power Limit (dBm)	Power Margin (dB)
Mid	5570	9.39	8.83	12.13	24.00	-11.87

2TX Chain 0 + Chain 1 MODE: 996T+484T+242T (Contiguous, MRU8)

Test Engineer:	104463/85502, 104412/21193
Test Date:	2024-06-05

Bandwidth and Antenna Gain

Channel	Frequency (MHz)	Min 26 dB BW (MHz)	Directio Gain for Power (dBi)	Directional Gain for PSD (dBi)	Power Limit (dBm)	PSD Limit (dBm/1MHz)
Mid	5570	160.96	-0.80	2.21	24.00	11.00

Output Power Results

Channel	Frequency (MHz)	Chain 0 Meas Power (dBm)	Chain 1 Meas Power (dBm)	Total Corr'd Power (dBm)	Power Limit (dBm)	Power Margin (dB)
Mid	5570	9.42	8.69	12.08	24.00	-11.92

UL LLC
12 Laboratory Dr., RTP, NC 27709; USA TEL: (919) 549-1364
This report shall not be reproduced except in full, without the written approval of UL LLC

2TX Chain 0 + Chain 1 MODE: 242T+484T+996T (Non-Contiguous MRU2)

Test Engineer:	104463/85502, 104412/21193
Test Date:	2024-06-05

Bandwidth and Antenna Gain

Channel	Frequency (MHz)	Min 26 dB BW (MHz)	Directio Gain for Power (dBi)	Directional Gain for PSD (dBi)	Power Limit (dBm)	PSD Limit (dBm/1MHz)
Mid	5570	176.00	-0.80	2.21	24.00	11.00

Output Power Results

Channel	Frequency (MHz)	Chain 0 Meas Power (dBm)	Chain 1 Meas Power (dBm)	Total Corr'd Power (dBm)	Power Limit (dBm)	Power Margin (dB)
Mid	5570	9.39	8.73	12.08	24.00	-11.92

2TX Chain 0 + Chain 1 MODE: 484T+242T+996T (Non-Contiguous MRU3)

Test Engineer:	104463/85502, 104412/21193
Test Date:	2024-06-05

Bandwidth and Antenna Gain

Channel	Frequency (MHz)	Min 26 dB BW (MHz)	Directio Gain for Power (dBi)	Directional Gain for PSD (dBi)	Power Limit (dBm)	PSD Limit (dBm/1MHz)
Mid	5570	176.00	-0.80	2.21	24.00	11.00

Output Power Results

Channel	Frequency (MHz)	Chain 0 Meas Power (dBm)	Chain 1 Meas Power (dBm)	Total Corr'd Power (dBm)	Power Limit (dBm)	Power Margin (dB)
Mid	5570	9.34	8.73	12.05	24.00	-11.95

UL LLC
12 Laboratory Dr., RTP, NC 27709; USA TEL: (919) 549-1364
This report shall not be reproduced except in full, without the written approval of UL LLC

2TX Chain 0 + Chain 1 MODE: 484T+242T+996T (Non-Contiguous MRU4)

Test Engineer:	104463/85502, 104412/21193
Test Date:	2024-06-05

Bandwidth and Antenna Gain

Channel	Frequency (MHz)	Min 26 dB BW (MHz)	Directio Gain for Power (dBi)	Directional Gain for PSD (dBi)	Power Limit (dBm)	PSD Limit (dBm/1MHz)
Mid	5570	176.00	-0.80	2.21	24.00	11.00

Output Power Results

Channel	Frequency (MHz)	Chain 0 Meas Power (dBm)	Chain 1 Meas Power (dBm)	Total Corr'd Power (dBm)	Power Limit (dBm)	Power Margin (dB)
Mid	5570	9.31	8.65	12.00	24.00	-12.00

2TX Chain 0 + Chain 1 MODE: 996T+242T+484T (Non-Contiguous MRU5)

Test Engineer:	104463/85502, 104412/21193
Test Date:	2024-06-05

Bandwidth and Antenna Gain

Channel	Frequency (MHz)	Min 26 dB BW (MHz)	Directio Gain for Power (dBi)	Directional Gain for PSD (dBi)	Power Limit (dBm)	PSD Limit (dBm/1MHz)
Mid	5570	176.00	-0.80	2.21	24.00	11.00

Output Power Results

Channel	Frequency (MHz)	Chain 0 Meas Power (dBm)	Chain 1 Meas Power (dBm)	Total Corr'd Power (dBm)	Power Limit (dBm)	Power Margin (dB)
Mid	5570	9.24	8.51	11.90	24.00	-12.10

UL LLC
12 Laboratory Dr., RTP, NC 27709; USA TEL: (919) 549-1364
This report shall not be reproduced except in full, without the written approval of UL LLC

2TX Chain 0 + Chain 1 MODE: 996T+242T+484T (Non-Contiguous MRU6)

Test Engineer:	104463/85502, 104412/21193
Test Date:	2024-06-05

Bandwidth and Antenna Gain

Channel	Frequency (MHz)	Min 26 dB BW (MHz)	Directio Gain for Power (dBi)	Directional Gain for PSD (dBi)	Power Limit (dBm)	PSD Limit (dBm/1MHz)
Mid	5570	176.00	-0.80	2.21	24.00	11.00

Output Power Results

Channel	Frequency (MHz)	Chain 0 Meas Power (dBm)	Chain 1 Meas Power (dBm)	Total Corr'd Power (dBm)	Power Limit (dBm)	Power Margin (dB)
Mid	5570	9.25	8.54	11.92	24.00	-12.08

2TX Chain 0 + Chain 1 MODE: 996T+484T+242T (Non-Contiguous MRU7)

Test Engineer:	104463/85502, 104412/21193
Test Date:	2024-06-05

Bandwidth and Antenna Gain

Channel	Frequency (MHz)	Min 26 dB BW (MHz)	Directio Gain for Power (dBi)	Directional Gain for PSD (dBi)	Power Limit (dBm)	PSD Limit (dBm/1MHz)
Mid	5570	174.72	-0.80	2.21	24.00	11.00

Output Power Results

Channel	Frequency (MHz)	Chain 0 Meas Power (dBm)	Chain 1 Meas Power (dBm)	Total Corr'd Power (dBm)	Power Limit (dBm)	Power Margin (dB)
Mid	5570	9.36	8.64	12.03	24.00	-11.97

UL LLC
12 Laboratory Dr., RTP, NC 27709; USA TEL: (919) 549-1364
This report shall not be reproduced except in full, without the written approval of UL LLC

802.11be EHT20 MODE 2TX IN THE 5.8GHz BAND

2TX Chain 0 + Chain 1 Mode: 52T+26T

Test Engineer:	104463/85502, 104412/21193
Test Date:	2024-06-05

Antenna Gain and Limit

Channel	Frequency (MHz)	Directional Gain for Power (dBi)	Directional Gain for PSD (dBm)	Power Limit (dBm)	PSD Limit (dBm/ 500KHz)
Low	5745	-0.78	2.23	30.00	30.00
Mid	5785	-0.78	2.23	30.00	30.00
High	5825	-0.78	2.23	30.00	30.00
144	5720	-0.78	2.23	30.00	30.00

Output Power Results

Channel	Frequency (MHz)	Chain 0 Meas Power (dBm)	Chain 1 Meas Power (dBm)	Total Corr'd Power (dBm)	Power Limit (dBm)	Power Margin (dB)
Low	5745	10.90	10.80	13.86	30.00	-16.14
Mid	5785	11.00	10.62	13.82	30.00	-16.18
High	5825	11.19	10.86	14.04	30.00	-15.96
144	5720	10.54	10.71	13.63	30.00	-16.37

UL LLC
12 Laboratory Dr., RTP, NC 27709; USA TEL: (919) 549-1364
This report shall not be reproduced except in full, without the written approval of UL LLC

2TX Chain 0 + Chain 1 Mode: 106T+26T

Test Engineer:	104463/85502, 104412/21193
Test Date:	2024-06-05

Antenna Gain and Limit

Channel	Frequency (MHz)	Directional Gain for Power (dBi)	Directional Gain for PSD (dBm)	Power Limit (dBm)	PSD Limit (dBm/ 500KHz)
Low	5745	-0.78	2.23	30.00	30.00
Mid	5785	-0.78	2.23	30.00	30.00
High	5825	-0.78	2.23	30.00	30.00
144	5720	-0.78	2.23	30.00	30.00

Output Power Results

Channel	Frequency (MHz)	Chain 0 Meas Power (dBm)	Chain 1 Meas Power (dBm)	Total Corr'd Power (dBm)	Power Limit (dBm)	Power Margin (dB)
Low	5745	10.91	10.70	13.82	30.00	-16.18
Mid	5785	11.01	11.10	14.07	30.00	-15.93
High	5825	11.20	10.78	14.01	30.00	-15.99
144	5720	11.24	10.70	13.99	30.00	-16.01

UL LLC
12 Laboratory Dr., RTP, NC 27709; USA TEL: (919) 549-1364
This report shall not be reproduced except in full, without the written approval of UL LLC

802.11be EHT80 MODE 2TX IN THE 5.8GHz BAND

2TX Chain 0 + Chain 1 Mode: 484T+242T (Contiguous, MRU1)

Test Engineer:	104463/85502, 104412/21193
Test Date:	2024-06-05

10.4.10.

Antenna Gain and Limit

Channel	Frequency (MHz)	Directional Gain for Power (dBi)	Directional Gain for PSD (dBm)	Power Limit (dBm)	PSD Limit (dBm/ 500KHz)
Mid	5775	-0.78	2.23	30.00	30.00
138	5690	-0.78	2.23	30.00	30.00

Output Power Results

Channel	Frequency (MHz)	Chain 0 Meas Power (dBm)	Chain 1 Meas Power (dBm)	Total Corr'd Power (dBm)	Power Limit (dBm)	Power Margin (dB)
Mid	5775	7.92	8.79	11.39	30.00	-18.61
138	5690	10.39	10.87	13.65	30.00	-16.35

2TX Chain 0 + Chain 1 Mode: 484T+242T (Contiguous, MRU4)

Test Engineer:	104463/85502, 104412/21193
Test Date:	2024-06-05

Antenna Gain and Limit

Channel	Frequency (MHz)	Directional Gain for Power (dBi)	Directional Gain for PSD (dBm)	Power Limit (dBm)	PSD Limit (dBm/ 500KHz)
Mid	5775	-0.78	2.23	30.00	30.00
138	5690	-0.78	2.23	30.00	30.00

Output Power Results

Channel	Frequency (MHz)	Chain 0 Meas Power (dBm)	Chain 1 Meas Power (dBm)	Total Corr'd Power (dBm)	Power Limit (dBm)	Power Margin (dB)
Mid	5775	8.93	8.97	11.96	30.00	-18.04
138	5690	10.13	10.85	13.52	30.00	-16.48

UL LLC
12 Laboratory Dr., RTP, NC 27709; USA TEL: (919) 549-1364
This report shall not be reproduced except in full, without the written approval of UL LLC

2TX Chain 0 + Chain 1 Mode: 242T+484T (Non-Contiguous, MRU2)

Test Engineer:	104463/85502, 104412/21193
Test Date:	2024-06-05

Antenna Gain and Limit

Channel	Frequency (MHz)	Directional Gain for Power (dBi)	Directional Gain for PSD (dBm)	Power Limit (dBm)	PSD Limit (dBm/ 500KHz)
Mid	5775	-0.78	2.23	30.00	30.00
138	5690	-0.78	2.23	30.00	30.00

Output Power Results

Channel	Frequency (MHz)	Chain 0 Meas Power (dBm)	Chain 1 Meas Power (dBm)	Total Corr'd Power (dBm)	Power Limit (dBm)	Power Margin (dB)
Mid	5775	8.78	8.95	11.88	30.00	-18.12
138	5690	10.18	10.72	13.47	30.00	-16.53

2TX Chain 0 + Chain 1 Mode: 484T+242T (Non-Contiguous, MRU3)

Test Engineer:	104463/85502, 104412/21193
Test Date:	2024-06-05

Antenna Gain and Limit

Channel	Frequency (MHz)	Directional Gain for Power (dBi)	Directional Gain for PSD (dBm)	Power Limit (dBm)	PSD Limit (dBm/ 500KHz)
Mid	5775	-0.78	2.23	30.00	30.00
138	5690	-0.78	2.23	30.00	30.00

Output Power Results

Channel	Frequency (MHz)	Chain 0 Meas Power (dBm)	Chain 1 Meas Power (dBm)	Total Corr'd Power (dBm)	Power Limit (dBm)	Power Margin (dB)
Mid	5775	8.71	8.71	11.72	30.00	-18.28
138	5690	10.16	10.78	13.49	30.00	-16.51

UL LLC
12 Laboratory Dr., RTP, NC 27709; USA TEL: (919) 549-1364
This report shall not be reproduced except in full, without the written approval of UL LLC

11. RADIATED TEST RESULTS

LIMITS

FCC §15.205 and §15.209 - Restricted bands
FCC §15.407(b)(1-2) - Unrestricted bands

Frequency Range (MHz)	Field Strength Limit (uV/m) at 3 m	Field Strength Limit (dBuV/m) at 3 m
0.009-0.490	2400/F(kHz) @ 300 m	-
0.490-1.705	24000/F(kHz) @ 30 m	-
1.705 - 30	30 @ 30m	-
30 - 88	100	40
88 - 216	150	43.5
216 - 960	200	46
Above 960	500	54

TEST PROCEDURE

The EUT is placed on a non-conducting table 80 cm above the ground plane for measurement below 1GHz; 1.5 m above the ground plane for measurement above 1GHz. The antenna to EUT distance is 3 meters. The EUT is configured in accordance with ANSI C63.10. The EUT is set to transmit in a continuous mode.

For pre-scans above 1 GHz the resolution bandwidth is set to 1 MHz; the video bandwidth is set to 3MHz for peak measurements.

For final measurements above 1 GHz the resolution bandwidth is set to 1 MHz; the video bandwidth is set to 3 MHz for peak measurements and as applicable for linear voltage average measurements.

The spectrum from 1 GHz to 18 GHz is investigated with the transmitter set to the lowest, middle, and highest channels in each applicable band. Below 1GHz and above 18GHz emissions can be found in UL Report R15110020-E5

The frequency range of interest is monitored at a fixed antenna height and EUT azimuth. The EUT is rotated through 360 degrees to maximize emissions received. The antenna is scanned from 1 to 4 meters above the ground plane to further maximize the emission. Measurements are made with the antenna polarized in both the vertical and the horizontal positions.

Based on FCC 15.31 (f) (2): measurements may be performed at a distance closer than that specified in the regulations; however, an attempt should be made to avoid making measurements in the near field.

KDB 414788 Open Field Site (OFS) and Chamber Correlation Justification

OFS and chamber correlation testing had been performed and chamber measured test result is the worst-case test result.

This report shall not be reproduced except in full, without the written approval of UL LLC

11.1. TRANSMITTER ABOVE 1 GHz

TX ABOVE 1 GHz 802.11be EHT20 MODE IN THE 5.2GHz BAND

2TX, 52T+26T MODE

BANDEDGE (LOW CHANNEL)

HORIZONTAL RESULT

11.1.1.

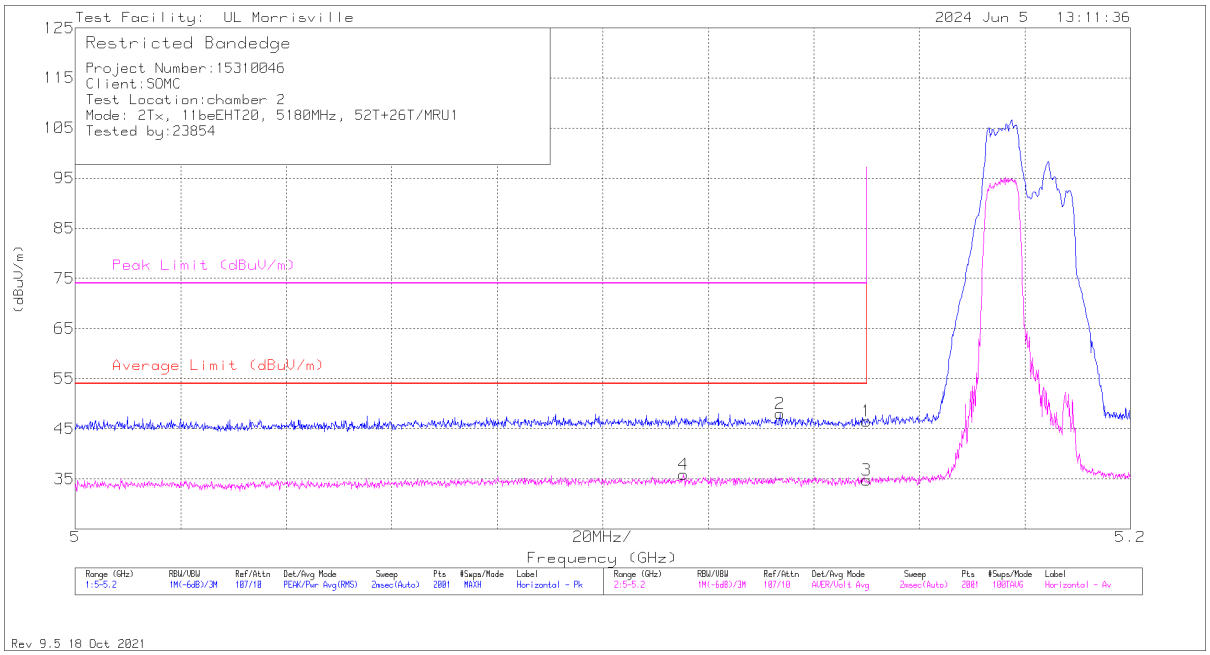

Marker	Frequency (GHz)	Meter Reading (dBuV)	Det	86408 (dB/m)	Gain/Loss (dB)	Corrected Reading (dBuV/m)	Average Limit (dBuV/m)	Margin (dB)	Peak Limit (dBuV/m)	PK Margin (dB)	Azimuth (Degs)	Height (cm)	Polarity
1	* ** 5.15	34.39	Pk	34.1	-22	46.49	-	-	74	-27.51	286	131	H
2	* ** 5.1336	35.98	Pk	34.1	-22.1	47.98	-	-	74	-26.02	286	131	H
3	* ** 5.15	22.69	ADV	34.1	-22	34.79	54	-19.21	-	-	286	131	H
4	* ** 5.1153	23.85	ADV	34.1	-22.1	35.85	54	-18.15	-	-	286	131	H

* - indicates frequency in CFR47 Pt 15 / IC RSS-Restricted Band
** - indicates frequency in Taiwan NCC LP0002 Restricted Band
Pk - Peak detector
ADV - Linear Voltage Average

UL LLC
12 Laboratory Dr., RTP, NC 27709; USA TEL: (919) 549-1364
This report shall not be reproduced except in full, without the written approval of UL LLC

VERTICAL RESULT

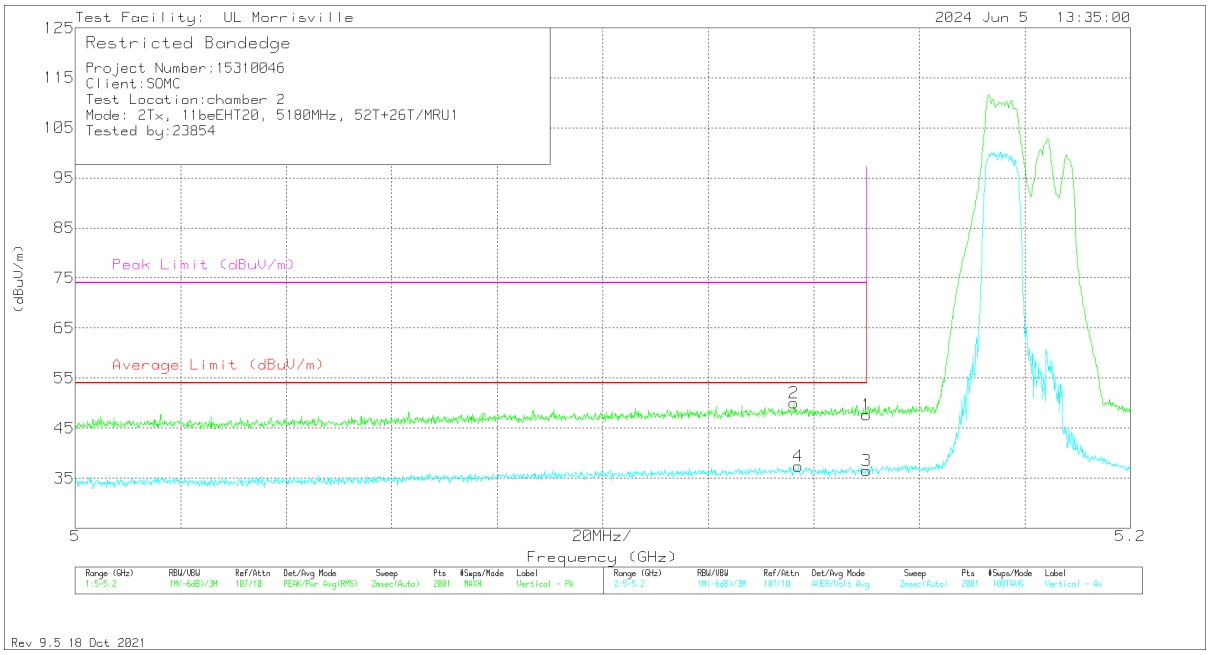

Marker	Frequency (GHz)	Meter Reading (dBuV)	Det	86408 (dB/m)	Gain/Loss (dB)	Corrected Reading (dBuV/m)	Average Limit (dBuV/m)	Margin (dB)	Peak Limit (dBuV/m)	PK Margin (dB)	Azimuth (Degs)	Height (cm)	Polarity
1	* ** 5.15	35.53	Pk	34.1	-22	47.63	-	-	74	-26.37	18	116	V
2	* ** 5.1362	38	Pk	34.1	-22.1	50	-	-	74	-24	18	116	V
3	* ** 5.15	24.45	ADV	34.1	-22	36.55	54	-17.45	-	-	18	116	V
4	* ** 5.137	25.38	ADV	34.1	-22.1	37.38	54	-16.62	-	-	18	116	V

* - indicates frequency in CFR47 Pt 15 / IC RSS-Restricted Band
** - indicates frequency in Taiwan NCC LP0002 Restricted Band
Pk - Peak detector
ADV - Linear Voltage Average

UL LLC
12 Laboratory Dr., RTP, NC 27709; USA TEL: (919) 549-1364
This report shall not be reproduced except in full, without the written approval of UL LLC

HARMONICS AND SPURIOUS EMISSIONS

MID CHANNEL

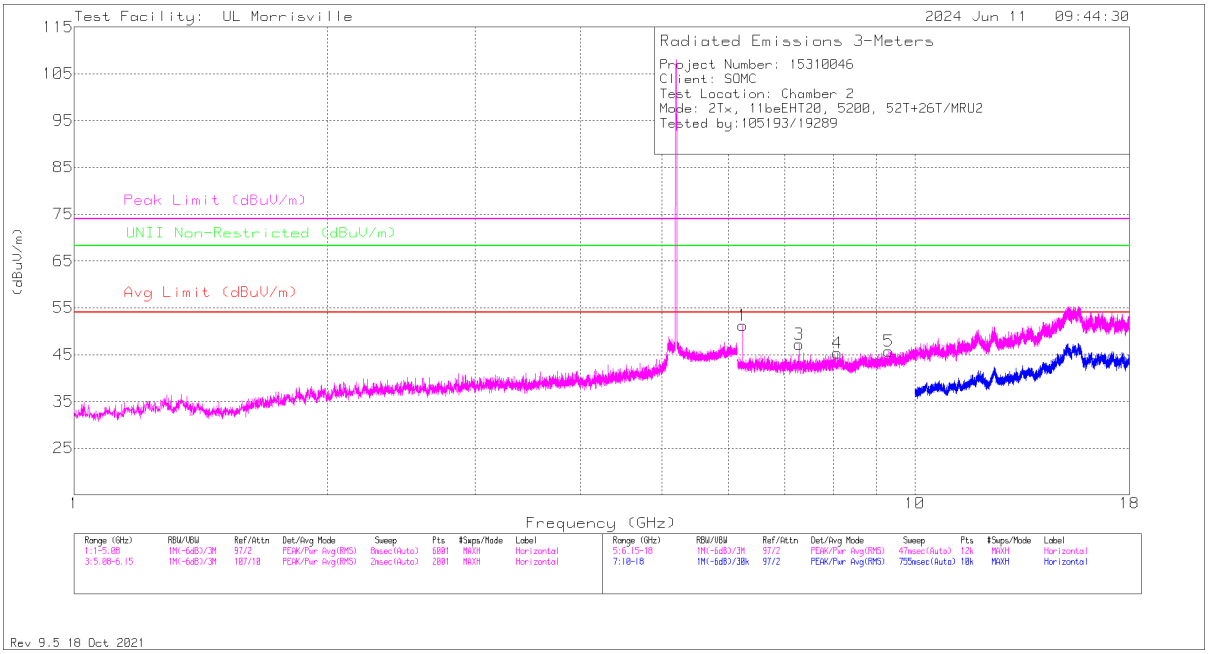

HORIZONTAL

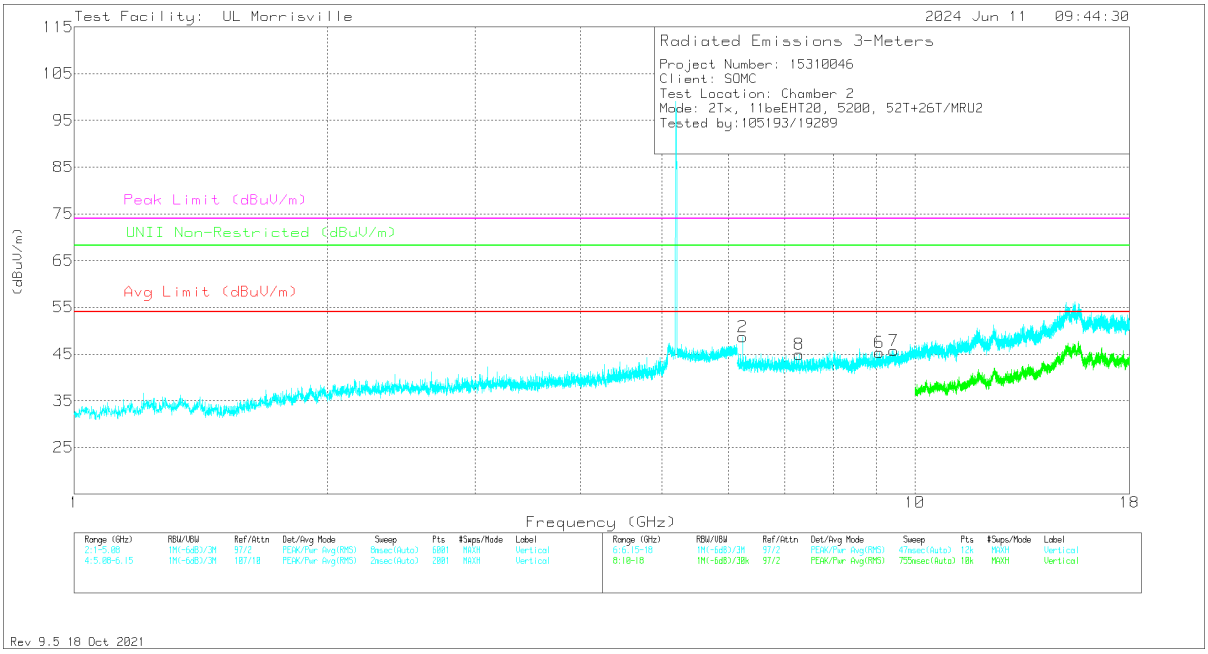

VERTICAL

This report shall not be reproduced except in full, without the written approval of UL LLC

RADIATED EMISSIONS

Marker	Frequency (GHz)	Meter Reading (dBuV)	Det	86408 (dB/m)	Gain/Loss (dB)	Corrected Reading (dBuV/m)	Avg Limit (dBuV/m)	Margin (dB)	Peak Limit (dBuV/m)	PK Margin (dB)	UNII Non-Restricted (dBuV/m)	PK Margin (dB)	Azimuth (Degs)	Height (cm)	Polarity
3	* ** 7.28266	38.21	Pk	35.6	-26.6	47.21	54	-6.79	74	-26.79	-	-	0-360	101	H
4	* ** 8.08451	35.99	Pk	35.8	-26.5	45.29	54	-8.71	74	-28.71	-	-	0-360	101	H
5	* ** 9.31691	35.09	Pk	36.1	-25.4	45.79	54	-8.21	74	-28.21	-	-	0-360	199	H
6	* ** 9.07103	35.5	Pk	35.9	-26.1	45.3	54	-8.7	74	-28.7	-	-	0-360	199	V
7	* ** 9.43443	34.93	Pk	36.3	-25.5	45.73	54	-8.27	74	-28.27	-	-	0-360	101	V
8	* ** 7.28266	35.95	Pk	35.6	-26.6	44.95	54	-9.05	74	-29.05	-	-	0-360	199	V
1	6.23986	44.09	Pk	35.6	-28.5	51.19	-	-	-	-	68.2	-17.01	0-360	101	H
2	6.23986	41.62	Pk	35.6	-28.5	48.72	-	-	-	-	68.2	-19.48	0-360	101	V

* - indicates frequency in CFR47 Pt 15 / IC RSS-Restricted Band
** - indicates frequency in Taiwan NCC LP0002 Restricted Band
Pk - Peak detector

UL LLC
12 Laboratory Dr., RTP, NC 27709; USA TEL: (919) 549-1364
This report shall not be reproduced except in full, without the written approval of UL LLC

2TX, 106T+26T MODE

BANDEDGE (LOW CHANNEL)

HORIZONTAL RESULT

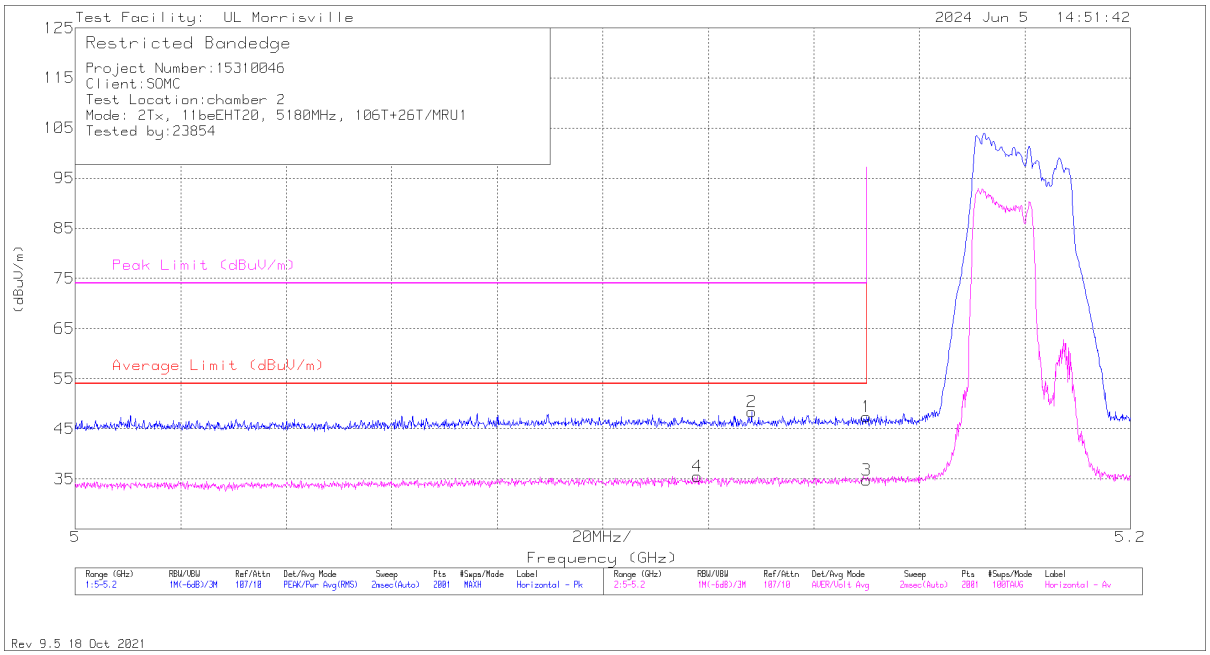

Marker	Frequency (GHz)	Meter Reading (dBuV)	Det	86408 (dB/m)	Gain/Loss (dB)	Corrected Reading (dBuV/m)	Average Limit (dBuV/m)	Margin (dB)	Peak Limit (dBuV/m)	PK Margin (dB)	Azimuth (Degs)	Height (cm)	Polarity
1	* ** 5.15	35.31	Pk	34.1	-22	47.41	-	-	74	-26.59	331	103	H
2	* ** 5.1282	36.49	Pk	34.1	-22.2	48.39	-	-	74	-25.61	331	103	H
3	* ** 5.15	22.62	ADV	34.1	-22	34.72	54	-19.28	-	-	331	103	H
4	* ** 5.1179	23.65	ADV	34.1	-22.2	35.55	54	-18.45	-	-	331	103	H

* - indicates frequency in CFR47 Pt 15 / IC RSS-Restricted Band
** - indicates frequency in Taiwan NCC LP0002 Restricted Band
Pk - Peak detector
ADV - Linear Voltage Average

This report shall not be reproduced except in full, without the written approval of UL LLC

VERTICAL RESULT

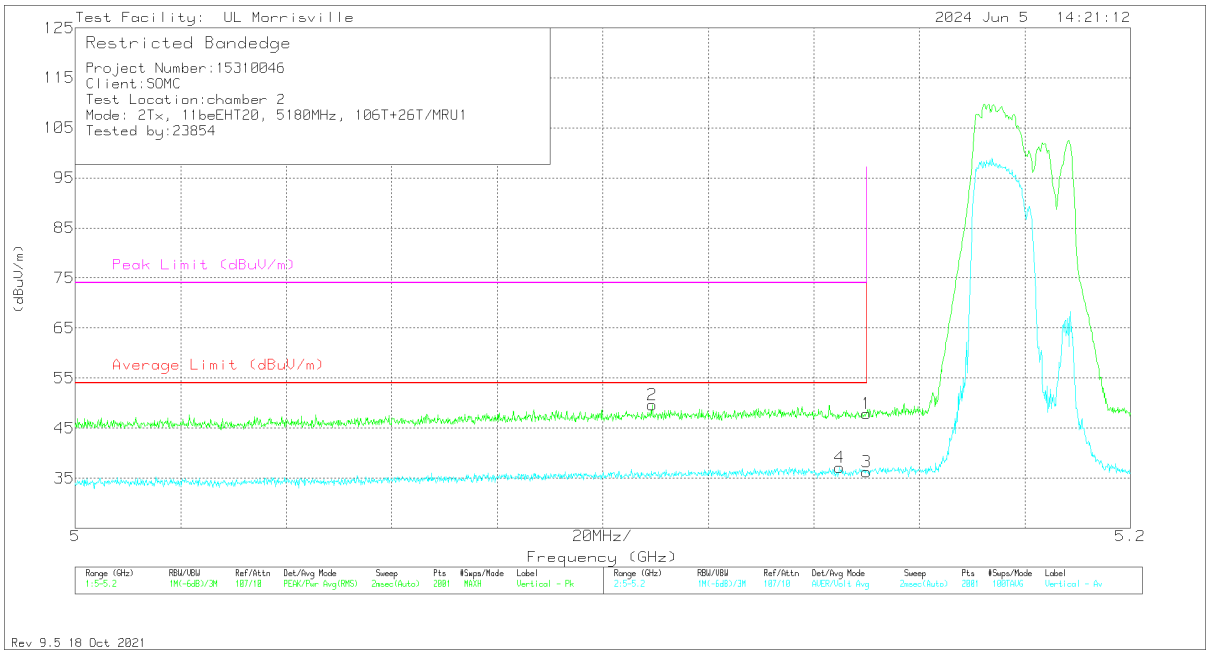

Marker	Frequency (GHz)	Meter Reading (dBuV)	Det	86408 (dB/m)	Gain/Loss (dB)	Corrected Reading (dBuV/m)	Average Limit (dBuV/m)	Margin (dB)	Peak Limit (dBuV/m)	PK Margin (dB)	Azimuth (Degs)	Height (cm)	Polarity
1	* ** 5.15	35.84	Pk	34.1	-22	47.94	-	-	74	-26.06	11	105	V
2	* ** 5.1094	37.65	Pk	34.1	-22.1	49.65	-	-	74	-24.35	11	105	V
3	* ** 5.15	24.19	ADV	34.1	-22	36.29	54	-17.71	-	-	11	104	V
4	* ** 5.1449	25.15	ADV	34.1	-22.1	37.15	54	-16.85	-	-	11	104	V

* - indicates frequency in CFR47 Pt 15 / IC RSS-Restricted Band
** - indicates frequency in Taiwan NCC LP0002 Restricted Band
Pk - Peak detector
ADV - Linear Voltage Average

UL LLC
12 Laboratory Dr., RTP, NC 27709; USA TEL: (919) 549-1364
This report shall not be reproduced except in full, without the written approval of UL LLC

TX ABOVE 1 GHz 802.11be EHT80 MODE IN THE 5.2GHz BAND

2TX, 484T+242T (Contiguous)

BANDEDGE (LOW CHANNEL)

HORIZONTAL RESULT

11.1.2.

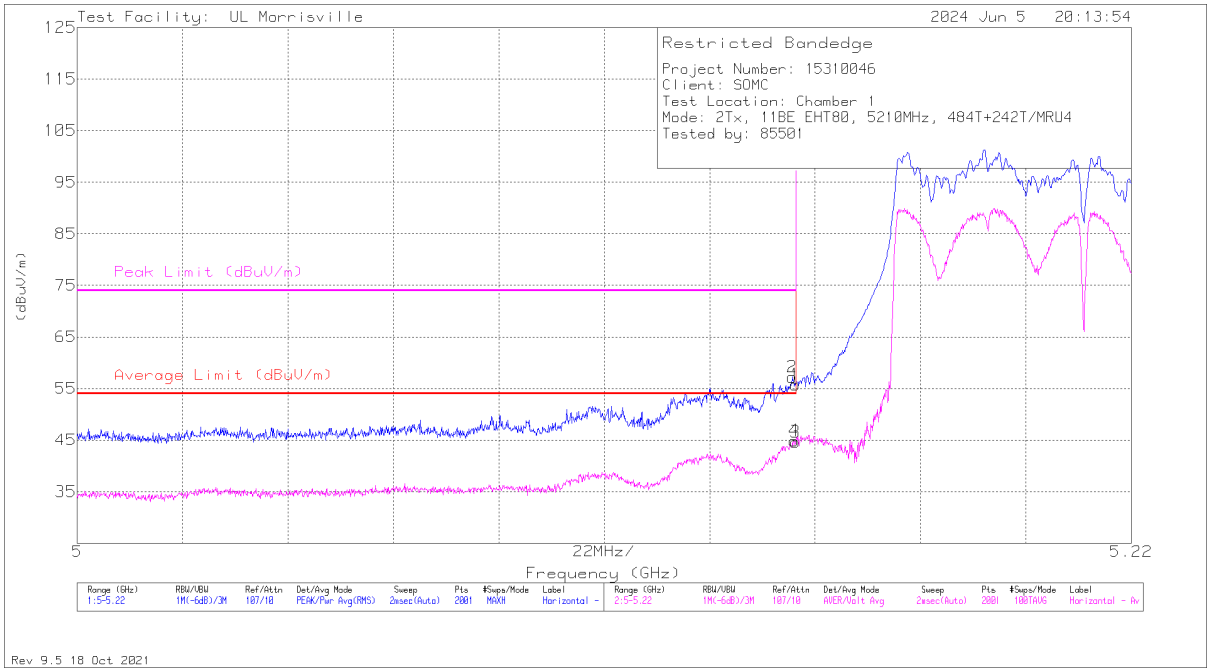

Marker	Frequency (GHz)	Meter Reading (dBuV)	Det	135143 (dB/m)	Gain/Loss (dB)	Corrected Reading (dBuV/m)	Average Limit (dBuV/m)	Margin (dB)	Peak Limit (dBuV/m)	PK Margin (dB)	Azimuth (Degs)	Height (cm)	Polarity
1	* ** 5.14993	43.96	Pk	34.3	-22.5	55.76	-	-	74	-18.24	272	103	H
2	* ** 5.14927	45.42	Pk	34.3	-22.5	57.22	-	-	74	-16.78	272	103	H
3	* ** 5.14993	32.81	ADV	34.3	-22.5	44.61	54	-9.39	-	-	272	103	H
4	* ** 5.1496	33.05	ADV	34.3	-22.5	44.85	54	-9.15	-	-	272	103	H

* - indicates frequency in CFR47 Pt 15 / IC RSS-Restricted Band
** - indicates frequency in Taiwan NCC LP0002 Restricted Band
Pk - Peak detector
ADV - Linear Voltage Average

UL LLC
12 Laboratory Dr., RTP, NC 27709; USA TEL: (919) 549-1364
This report shall not be reproduced except in full, without the written approval of UL LLC

VERTICAL RESULT

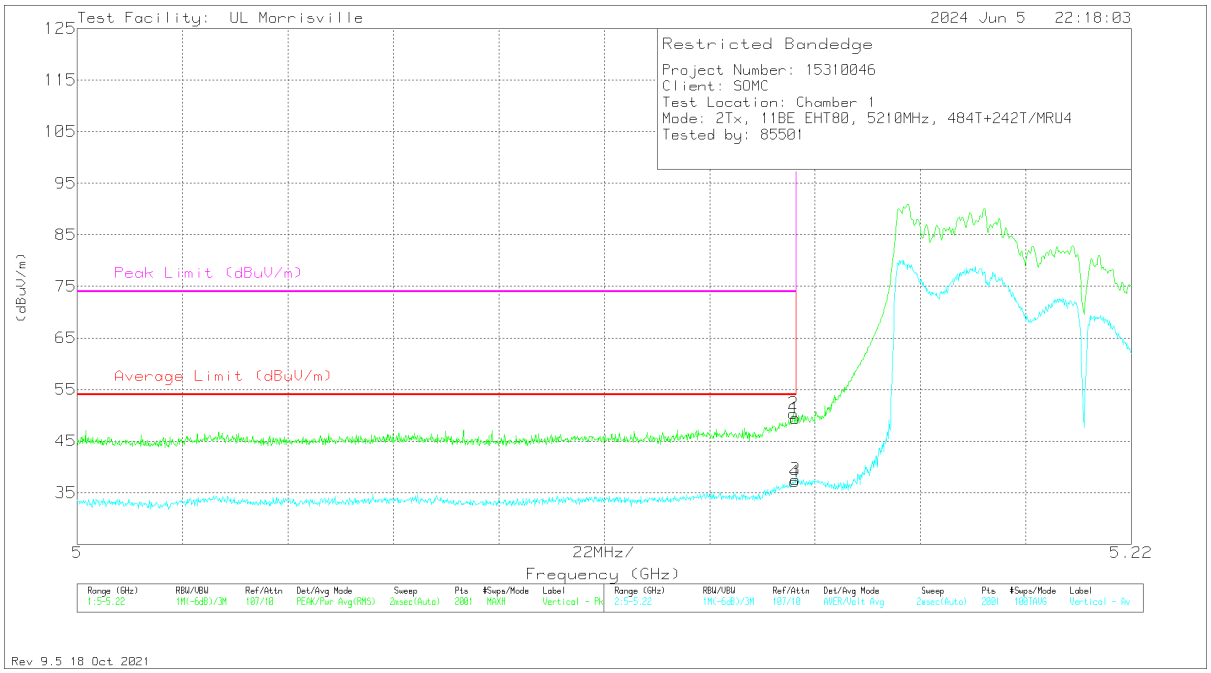

Marker	Frequency (GHz)	Meter Reading (dBuV)	Det	135143 (dB/m)	Gain/Loss (dB)	Corrected Reading (dBuV/m)	Average Limit (dBuV/m)	Margin (dB)	Peak Limit (dBuV/m)	PK Margin (dB)	Azimuth (Degs)	Height (cm)	Polarity
1	* ** 5.14993	37.61	Pk	34.3	-22.5	49.41	-	-	74	-24.59	118	394	V
2	* ** 5.14949	38.53	Pk	34.3	-22.5	50.33	-	-	74	-23.67	118	394	V
3	* ** 5.14993	25.74	ADV	34.3	-22.5	37.54	54	-16.46	-	-	118	394	V
4	* ** 5.14971	25.36	ADV	34.3	-22.5	37.16	54	-16.84	-	-	118	394	V

* - indicates frequency in CFR47 Pt 15 / IC RSS-Restricted Band
** - indicates frequency in Taiwan NCC LP0002 Restricted Band
Pk - Peak detector
ADV - Linear Voltage Average

UL LLC
12 Laboratory Dr., RTP, NC 27709; USA TEL: (919) 549-1364
This report shall not be reproduced except in full, without the written approval of UL LLC

2TX, 242T+484T (Non-Contiguous MRU2)

BANDEDGE (LOW CHANNEL)

HORIZONTAL RESULT

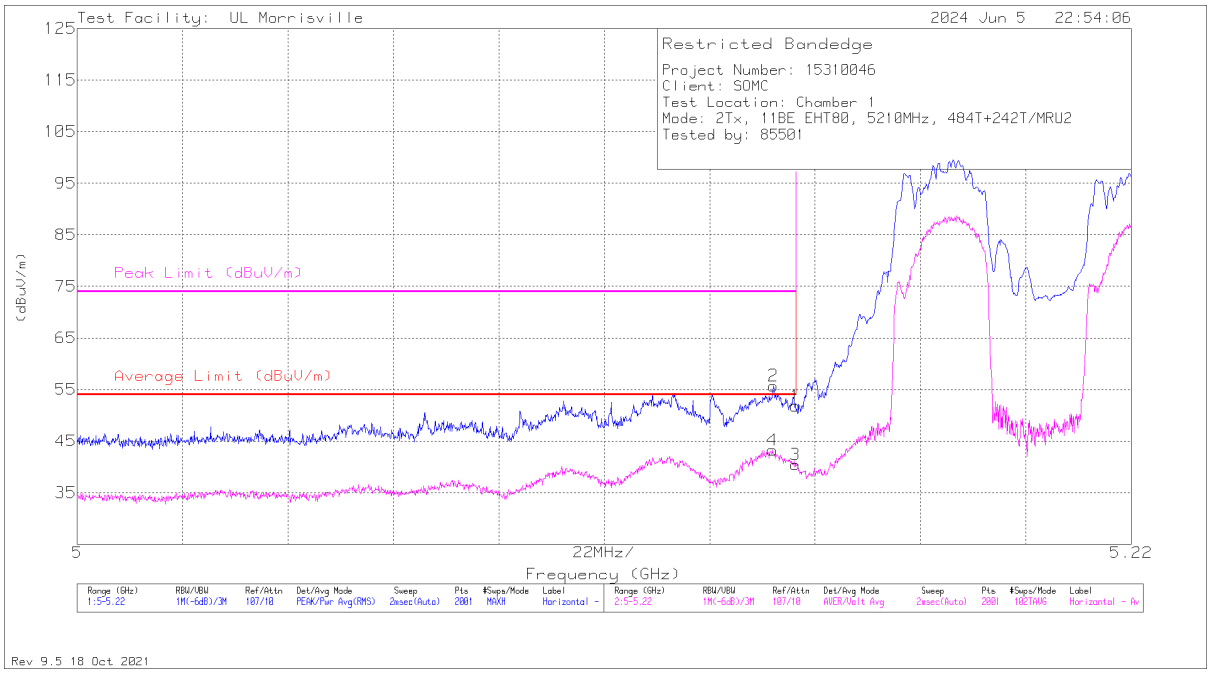

Marker	Frequency (GHz)	Meter Reading (dBuV)	Det	135143 (dB/m)	Gain/Loss (dB)	DC Corr (dB)	Corrected Reading (dBuV/m)	Average Limit (dBuV/m)	Margin (dB)	Peak Limit (dBuV/m)	PK Margin (dB)	Azimuth (Degs)	Height (cm)	Polarity
1	* ** 5.14993	40.05	Pk	34.3	-22.5	0	51.85	-	-	74	-22.15	269	229	H
2	* ** 5.14531	43.69	Pk	34.3	-22.3	0	55.69	-	-	74	-18.31	269	229	H
3	* ** 5.14993	28.46	ADV	34.3	-22.5	.19	40.45	54	-13.55	-	-	269	229	H
4	* ** 5.14509	31.05	ADV	34.3	-22.3	.19	43.24	54	-10.76	-	-	269	229	H

* - indicates frequency in CFR47 Pt 15 / IC RSS-Restricted Band
** - indicates frequency in Taiwan NCC LP0002 Restricted Band
Pk - Peak detector
ADV - Linear Voltage Average

This report shall not be reproduced except in full, without the written approval of UL LLC

VERTICAL RESULT

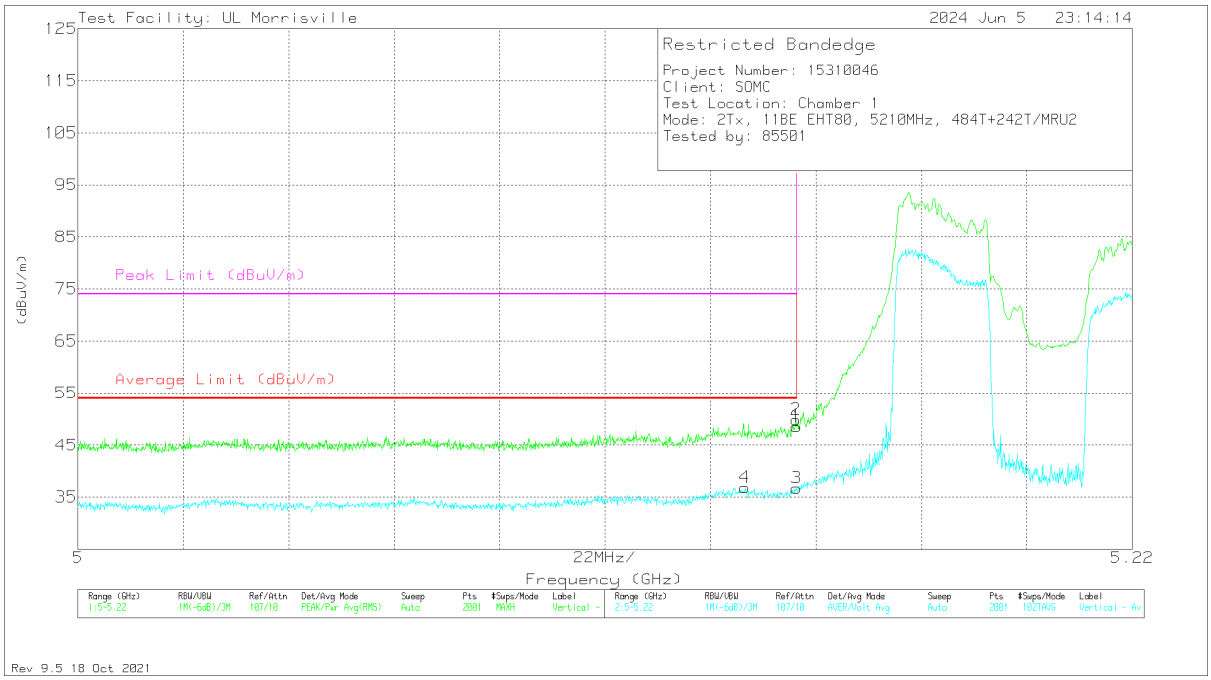

Marker	Frequency (GHz)	Meter Reading (dBuV)	Det	135143 (dB/m)	Gain/Loss (dB)	DC Corr (dB)	Corrected Reading (dBuV/m)	Average Limit (dBuV/m)	Margin (dB)	Peak Limit (dBuV/m)	PK Margin (dB)	Azimuth (Degs)	Height (cm)	Polarity
1	* ** 5.14993	36.78	Pk	34.3	-22.5	0	48.58	-	-	74	-25.42	48	392	V
2	* ** 5.14982	38.08	Pk	34.3	-22.5	0	49.88	-	-	74	-24.12	48	392	V
3	* ** 5.14993	24.76	ADV	34.3	-22.5	.19	36.75	54	-17.25	-	-	48	392	V
4	* ** 5.13915	25.06	ADV	34.3	-22.7	.19	36.85	54	-17.15	-	-	48	392	V

* - indicates frequency in CFR47 Pt 15 / IC RSS-Restricted Band
** - indicates frequency in Taiwan NCC LP0002 Restricted Band
Pk - Peak detector
ADV - Linear Voltage Average

UL LLC
12 Laboratory Dr., RTP, NC 27709; USA TEL: (919) 549-1364
This report shall not be reproduced except in full, without the written approval of UL LLC

2TX, 484T+242T (Non-Contiguous MRU3)

BANDEDGE (LOW CHANNEL)

HORIZONTAL RESULT

Marker	Frequency (GHz)	Meter Reading (dBuV)	Det	135143 (dB/m)	Gain/Loss (dB)	DC Corr (dB)	Corrected Reading (dBuV/m)	Average Limit (dBuV/m)	Margin (dB)	Peak Limit (dBuV/m)	PK Margin (dB)	Azimuth (Degs)	Height (cm)	Polarity
1	* ** 5.14993	41.15	Pk	34.3	-22.5	0	52.95	-	-	74	-21.05	275	157	H
2	* ** 5.14245	45.34	Pk	34.3	-22.5	0	57.14	-	-	74	-16.86	275	157	H
3	* ** 5.14993	28.09	ADV	34.3	-22.5	.21	40.10	54	-13.90	-	-	275	156	H
4	* ** 5.13728	32.46	ADV	34.3	-22.8	.21	44.17	54	-9.83	-	-	275	156	H

* - indicates frequency in CFR47 Pt 15 / IC RSS-Restricted Band
** - indicates frequency in Taiwan NCC LP0002 Restricted Band
Pk - Peak detector
ADV - Linear Voltage Average

This report shall not be reproduced except in full, without the written approval of UL LLC

VERTICAL RESULT

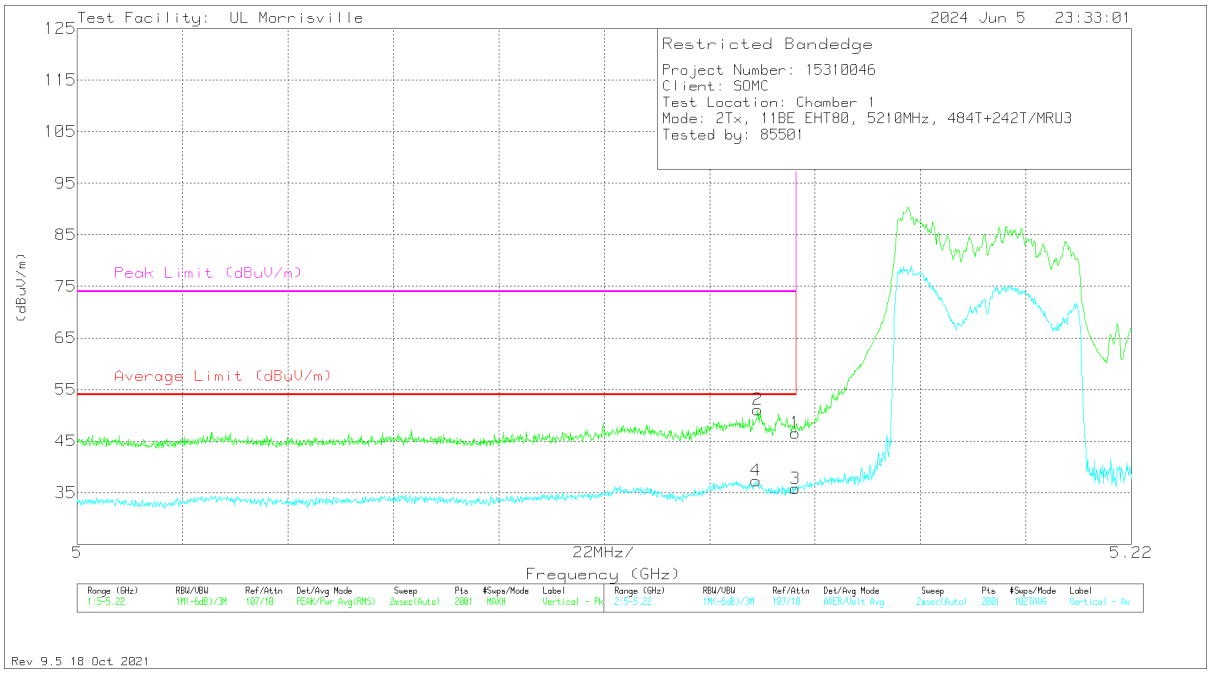

Marker	Frequency (GHz)	Meter Reading (dBuV)	Det	135143 (dB/m)	Gain/Loss (dB)	DC Corr (dB)	Corrected Reading (dBuV/m)	Average Limit (dBuV/m)	Margin (dB)	Peak Limit (dBuV/m)	PK Margin (dB)	Azimuth (Degs)	Height (cm)	Polarity
1	* ** 5.14993	34.8	Pk	34.3	-22.5	0	46.6	-	-	74	-27.4	342	363	V
2	* ** 5.14201	39.3	Pk	34.3	-22.5	0	51.1	-	-	74	-22.9	342	363	V
3	* ** 5.14993	23.83	ADV	34.3	-22.5	.21	35.84	54	-18.16	-	-	342	363	V
4	* ** 5.14168	25.35	ADV	34.3	-22.5	.21	37.36	54	-16.64	-	-	342	363	V

* - indicates frequency in CFR47 Pt 15 / IC RSS-Restricted Band
** - indicates frequency in Taiwan NCC LP0002 Restricted Band
Pk - Peak detector
ADV - Linear Voltage Average

UL LLC
12 Laboratory Dr., RTP, NC 27709; USA TEL: (919) 549-1364
This report shall not be reproduced except in full, without the written approval of UL LLC

TX ABOVE 1 GHz 802.11be EHT20 MODE IN THE 5.3GHz BAND

2TX, 52T+26T

BANDEDGE (HIGH CHANNEL)

HORIZONTAL RESULT

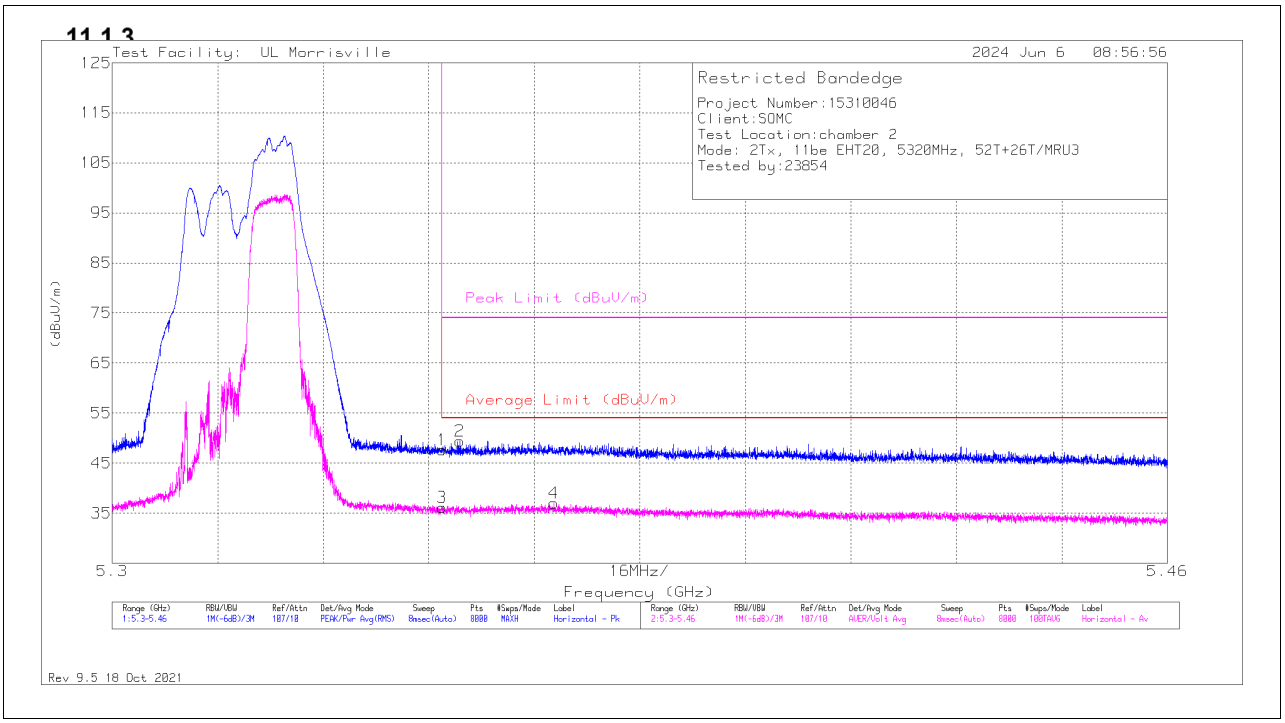

Marker	Frequency (GHz)	Meter Reading (dBuV)	Det	86408 (dB/m)	Gain/Loss (dB)	Corrected Reading (dBuV/m)	Average Limit (dBuV/m)	Margin (dB)	Peak Limit (dBuV/m)	PK Margin (dB)	Azimuth (Degs)	Height (cm)	Polarity
1	* ** 5.35001	35.92	Pk	34.4	-22.7	47.62	-	-	74	-26.38	335	275	H
2	* ** 5.35271	37.69	Pk	34.4	-22.7	49.39	-	-	74	-24.61	335	275	H
3	* ** 5.35001	24.44	ADV	34.4	-22.7	36.14	54	-17.86	-	-	335	275	H
4	* ** 5.36697	25.48	ADV	34.4	-22.9	36.98	54	-17.02	-	-	335	275	H

* - indicates frequency in CFR47 Pt 15 / IC RSS-Restricted Band
** - indicates frequency in Taiwan NCC LP0002 Restricted Band
Pk - Peak detector
ADV - Linear Voltage Average

UL LLC
12 Laboratory Dr., RTP, NC 27709; USA TEL: (919) 549-1364
This report shall not be reproduced except in full, without the written approval of UL LLC

VERTICAL RESULT

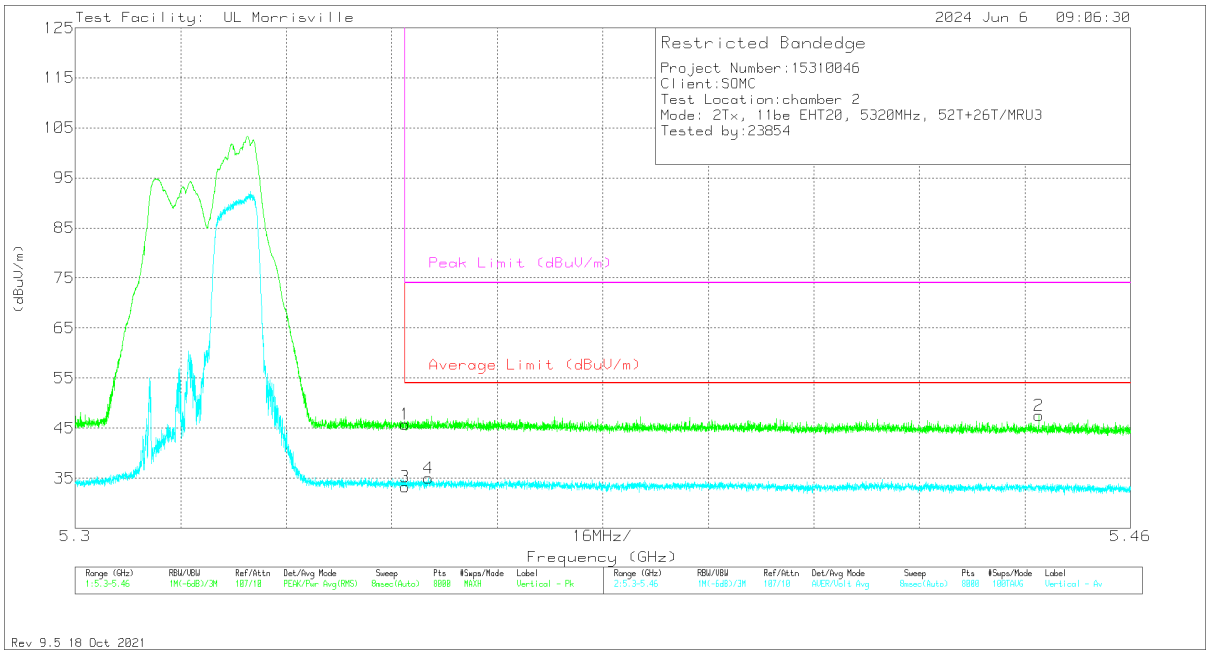

Marker	Frequency (GHz)	Meter Reading (dBuV)	Det	86408 (dB/m)	Gain/Loss (dB)	Corrected Reading (dBuV/m)	Average Limit (dBuV/m)	Margin (dB)	Peak Limit (dBuV/m)	PK Margin (dB)	Azimuth (Degs)	Height (cm)	Polarity
1	* ** 5.35001	34.12	Pk	34.4	-22.7	45.82	-	-	74	-28.18	70	356	V
2	* ** 5.44612	36.11	Pk	34.5	-23.1	47.51	-	-	74	-26.49	70	356	V
3	* ** 5.35001	21.6	ADV	34.4	-22.7	33.3	54	-20.7	-	-	70	356	V
4	* ** 5.35359	23.27	ADV	34.4	-22.7	34.97	54	-19.03	-	-	70	356	V

* - indicates frequency in CFR47 Pt 15 / IC RSS-Restricted Band
** - indicates frequency in Taiwan NCC LP0002 Restricted Band
Pk - Peak detector
ADV - U-NII AD primary method, Linear Voltage Average

UL LLC
12 Laboratory Dr., RTP, NC 27709; USA TEL: (919) 549-1364
This report shall not be reproduced except in full, without the written approval of UL LLC

2TX, 106T+26T

BANDEDGE (HIGH CHANNEL)

HORIZONTAL RESULT

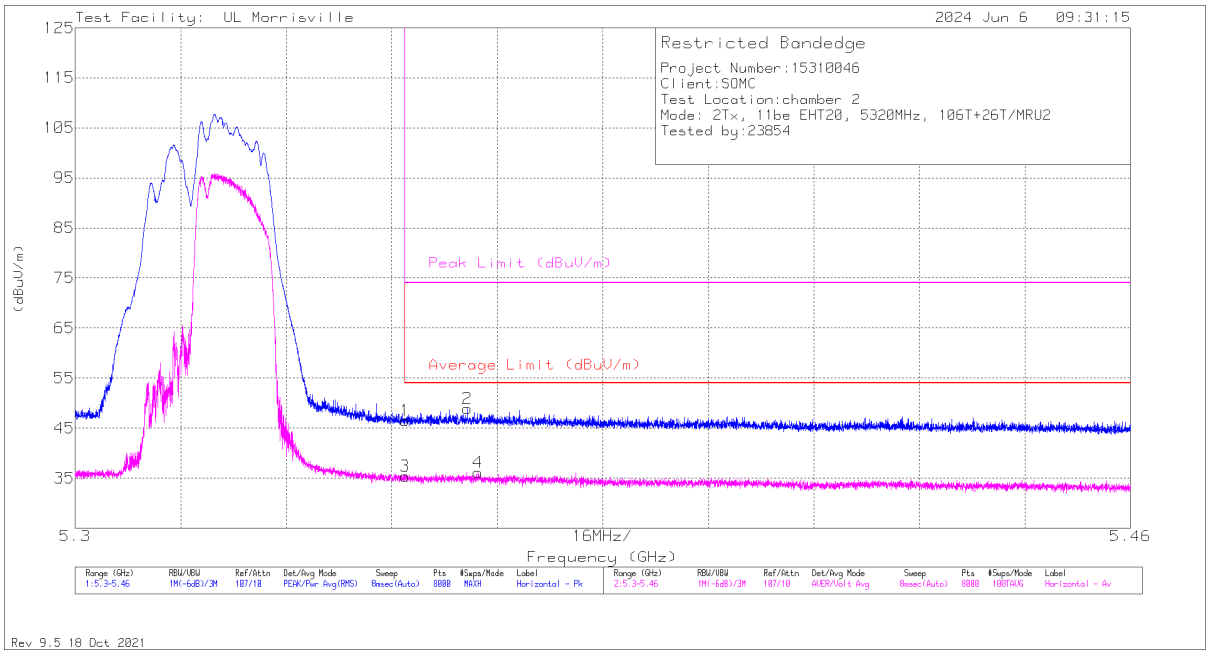

Marker	Frequency (GHz)	Meter Reading (dBuV)	Det	86408 (dB/m)	Gain/Loss (dB)	Corrected Reading (dBuV/m)	Average Limit (dBuV/m)	Margin (dB)	Peak Limit (dBuV/m)	PK Margin (dB)	Azimuth (Degs)	Height (cm)	Polarity
1	* ** 5.35001	34.87	Pk	34.4	-22.7	46.57	-	-	74	-27.43	63	254	H
2	* ** 5.35947	37.18	Pk	34.4	-22.7	48.88	-	-	74	-25.12	63	254	H
3	* ** 5.35001	23.64	ADV	34.4	-22.7	35.34	54	-18.66	-	-	63	254	H
4	* ** 5.36111	24.47	ADV	34.4	-22.7	36.17	54	-17.83	-	-	63	254	H

* - indicates frequency in CFR47 Pt 15 / IC RSS-Restricted Band
** - indicates frequency in Taiwan NCC LP0002 Restricted Band
Pk - Peak detector
ADV - Linear Voltage Average

This report shall not be reproduced except in full, without the written approval of UL LLC

VERTICAL RESULT

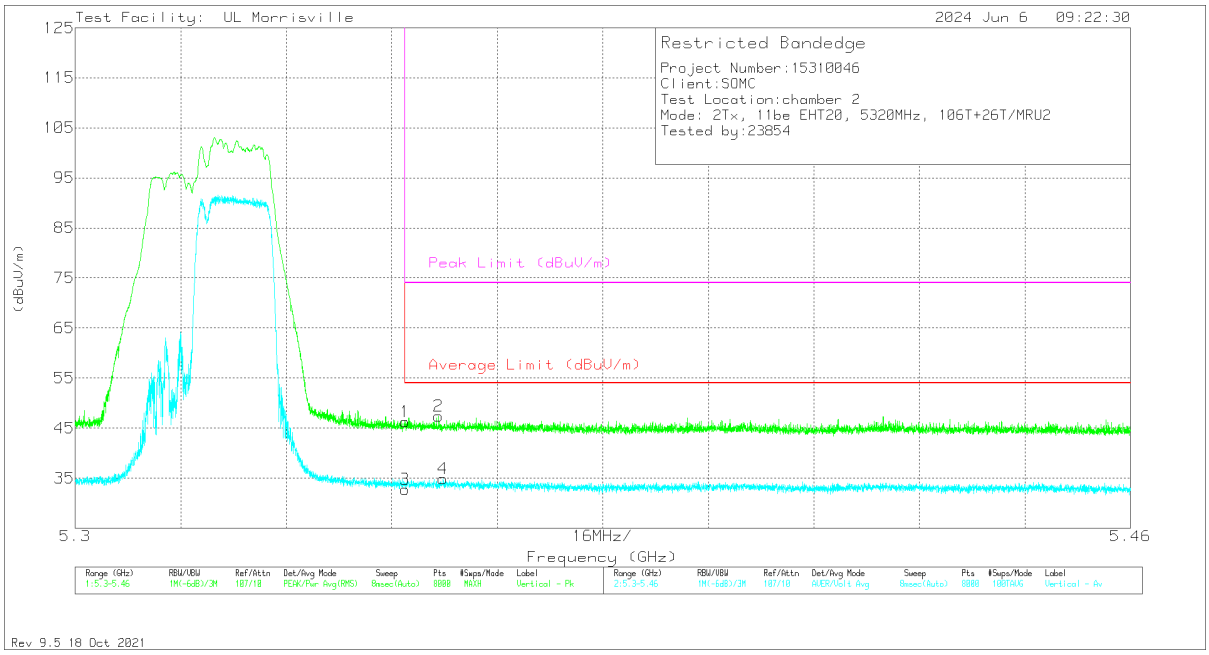

Marker	Frequency (GHz)	Meter Reading (dBuV)	Det	86408 (dB/m)	Gain/Loss (dB)	Corrected Reading (dBuV/m)	Average Limit (dBuV/m)	Margin (dB)	Peak Limit (dBuV/m)	PK Margin (dB)	Azimuth (Degs)	Height (cm)	Polarity
1	* ** 5.35001	34.59	Pk	34.4	-22.7	46.29	-	-	74	-27.71	125	379	V
2	* ** 5.35513	35.74	Pk	34.4	-22.7	47.44	-	-	74	-26.56	125	379	V
3	* ** 5.35001	21.05	ADV	34.4	-22.7	32.75	54	-21.25	-	-	125	379	V
4	* ** 5.35579	23.2	ADV	34.4	-22.7	34.9	54	-19.1	-	-	125	379	V

* - indicates frequency in CFR47 Pt 15 / IC RSS-Restricted Band
** - indicates frequency in Taiwan NCC LP0002 Restricted Band
Pk - Peak detector
ADV - Linear Voltage Average

UL LLC
12 Laboratory Dr., RTP, NC 27709; USA TEL: (919) 549-1364
This report shall not be reproduced except in full, without the written approval of UL LLC

TX ABOVE 1 GHz 802.11be EHT80 MODE IN THE 5.3GHz BAND

2TX, 484T+242T (Contiguous)

BANDEDGE (HIGH CHANNEL)

HORIZONTAL RESULT

11.1.4.

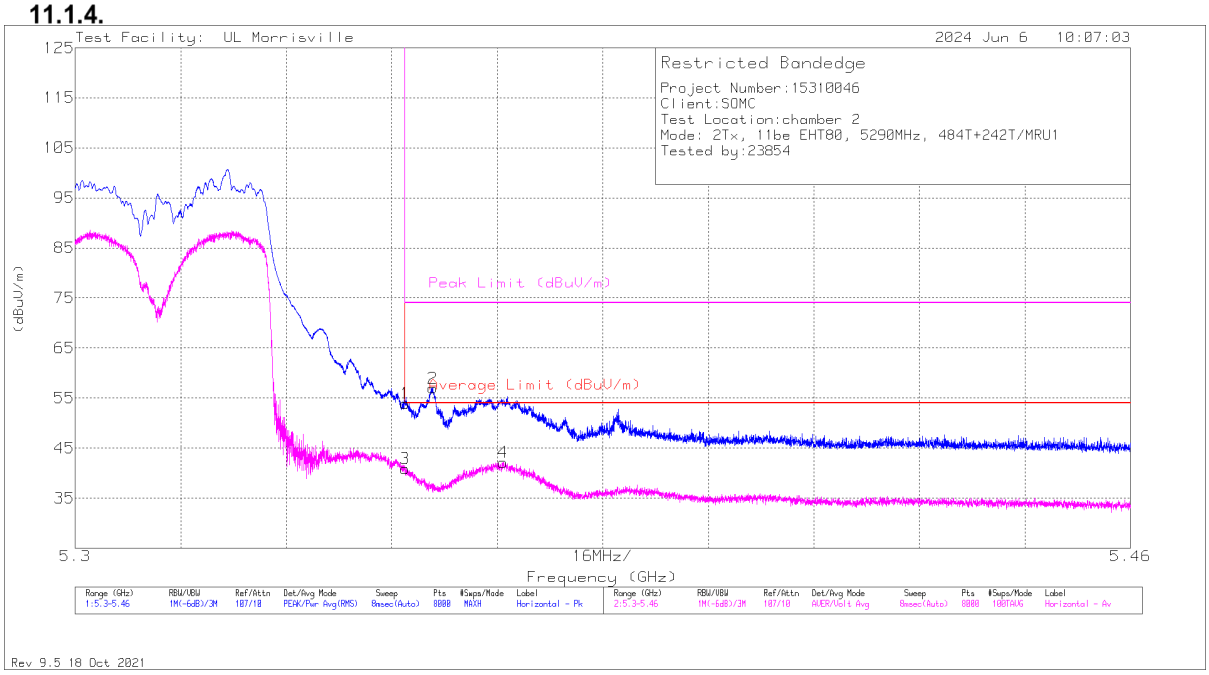

Marker	Frequency (GHz)	Meter Reading (dBuV)	Det	86408 (dB/m)	Gain/Loss (dB)	Corrected Reading (dBuV/m)	Average Limit (dBuV/m)	Margin (dB)	Peak Limit (dBuV/m)	PK Margin (dB)	Azimuth (Degs)	Height (cm)	Polarity
1	* ** 5.35001	42.25	Pk	34.4	-22.7	53.95	-	-	74	-20.05	337	187	H
2	* ** 5.35425	45.27	Pk	34.4	-22.7	56.97	-	-	74	-17.03	337	187	H
3	* ** 5.35001	29.14	ADV	34.4	-22.7	40.84	54	-13.16	-	-	337	187	H
4	* ** 5.36489	30.59	ADV	34.4	-22.8	42.19	54	-11.81	-	-	337	187	H

* - indicates frequency in CFR47 Pt 15 / IC RSS-Restricted Band
** - indicates frequency in Taiwan NCC LP0002 Restricted Band
Pk - Peak detector
ADV - Linear Voltage Average

UL LLC
12 Laboratory Dr., RTP, NC 27709; USA TEL: (919) 549-1364
This report shall not be reproduced except in full, without the written approval of UL LLC

VERTICAL RESULT

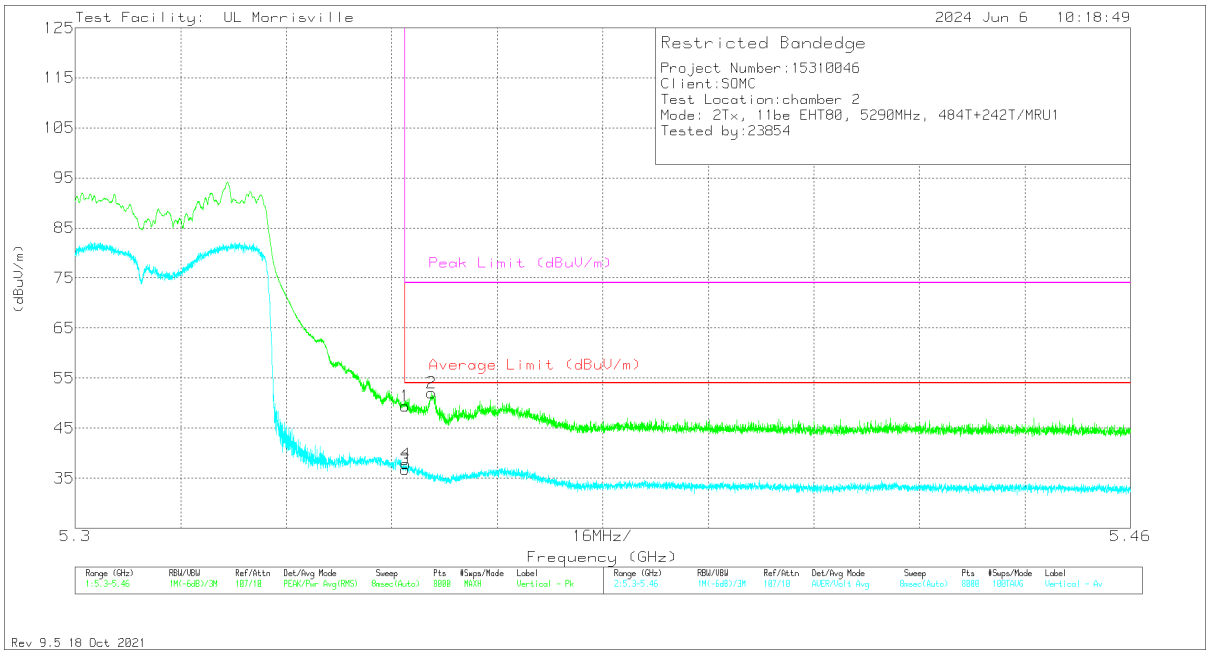

Marker	Frequency (GHz)	Meter Reading (dBuV)	Det	86408 (dB/m)	Gain/Loss (dB)	Corrected Reading (dBuV/m)	Average Limit (dBuV/m)	Margin (dB)	Peak Limit (dBuV/m)	PK Margin (dB)	Azimuth (Degs)	Height (cm)	Polarity
1	* ** 5.35001	37.73	Pk	34.4	-22.7	49.43	-	-	74	-24.57	225	166	V
2	* ** 5.35403	40.29	Pk	34.4	-22.7	51.99	-	-	74	-22.01	225	166	V
3	* ** 5.35001	25.07	ADV	34.4	-22.7	36.77	54	-17.23	-	-	225	166	V
4	* ** 5.35013	26.13	ADV	34.4	-22.7	37.83	54	-16.17	-	-	225	166	V

* - indicates frequency in CFR47 Pt 15 / IC RSS-Restricted Band
** - indicates frequency in Taiwan NCC LP0002 Restricted Band
Pk - Peak detector
ADV - Linear Voltage Average

UL LLC
12 Laboratory Dr., RTP, NC 27709; USA TEL: (919) 549-1364
This report shall not be reproduced except in full, without the written approval of UL LLC

2TX, 242T+484T (Non-Contiguous MRU2)

BANDEDGE (HIGH CHANNEL)

HORIZONTAL RESULT

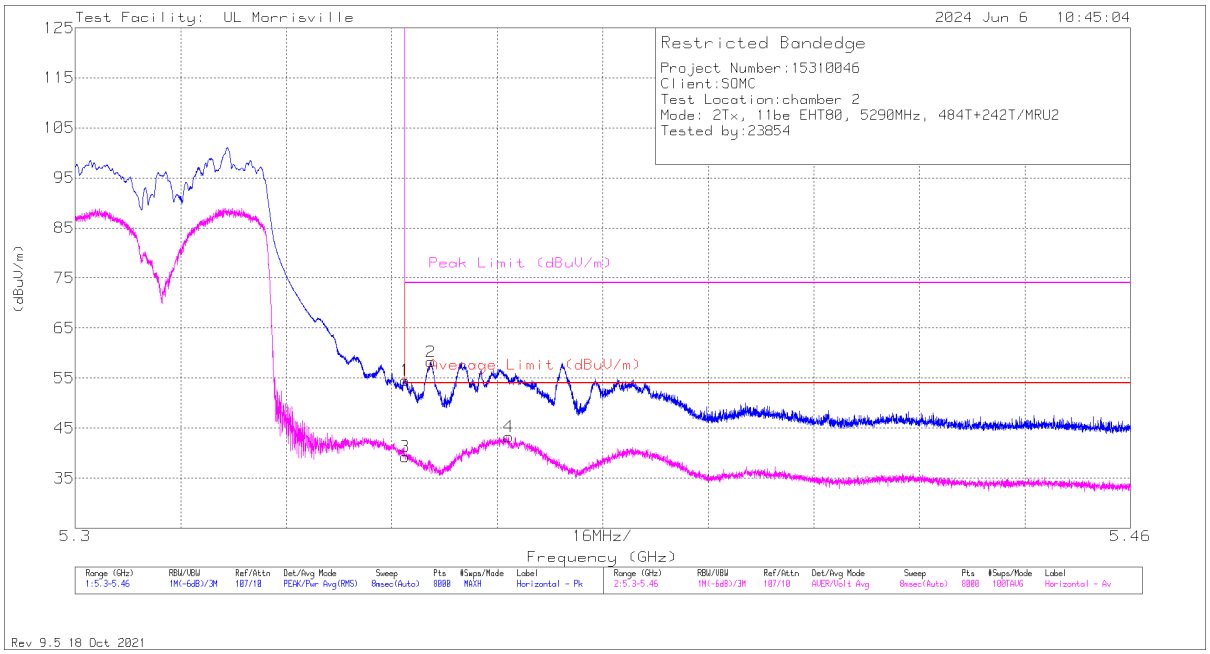

Marker	Frequency (GHz)	Meter Reading (dBuV)	Det	86408 (dB/m)	Gain/Loss (dB)	DC Corr (dB)	Corrected Reading (dBuV/m)	Average Limit (dBuV/m)	Margin (dB)	Peak Limit (dBuV/m)	PK Margin (dB)	Azimuth (Degs)	Height (cm)	Polarity
1	* ** 5.35001	42.85	Pk	34.4	-22.7	0	54.55	-	-	74	-19.45	43	203	H
2	* ** 5.35391	46.53	Pk	34.4	-22.7	0	58.23	-	-	74	-15.77	43	203	H
3	* ** 5.35001	27.59	ADV	34.4	-22.7	.19	39.48	54	-14.52	-	-	43	203	H
4	* ** 5.36571	31.7	ADV	34.4	-22.8	.19	43.49	54	-10.51	-	-	43	203	H

* - indicates frequency in CFR47 Pt 15 / IC RSS-Restricted Band
** - indicates frequency in Taiwan NCC LP0002 Restricted Band
Pk - Peak detector
ADV - Linear Voltage Average

UL LLC
12 Laboratory Dr., RTP, NC 27709; USA TEL: (919) 549-1364
This report shall not be reproduced except in full, without the written approval of UL LLC

VERTICAL RESULT

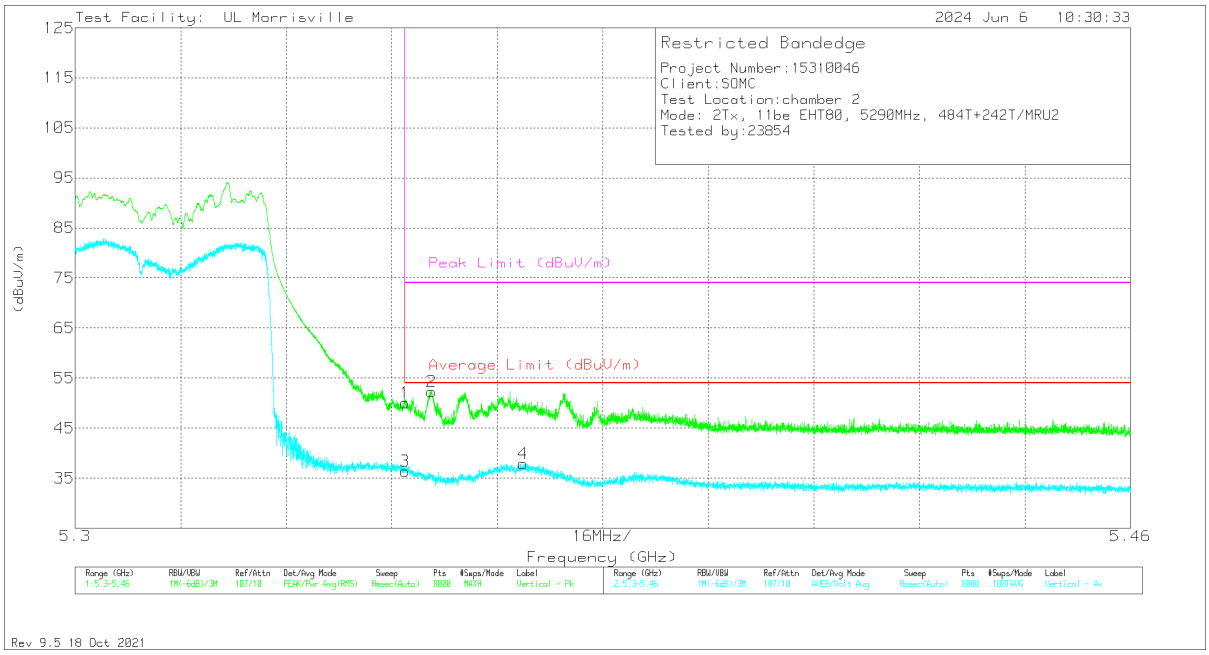

Marker	Frequency (GHz)	Meter Reading (dBuV)	Det	86408 (dB/m)	Gain/Loss (dB)	DC Corr (dB)	Corrected Reading (dBuV/m)	Average Limit (dBuV/m)	Margin (dB)	Peak Limit (dBuV/m)	PK Margin (dB)	Azimuth (Degs)	Height (cm)	Polarity
1	* ** 5.35001	38.31	Pk	34.4	-22.7	0	50.01	-	-	74	-23.99	222	176	V
2	* ** 5.35403	40.63	Pk	34.4	-22.7	0	52.33	-	-	74	-21.67	222	176	V
3	* ** 5.35001	24.71	ADV	34.4	-22.7	.19	36.60	54	-17.4	-	-	222	175	V
4	* ** 5.36789	26.4	ADV	34.4	-22.9	..19	38.09	54	-15.91	-	-	222	175	V

* - indicates frequency in CFR47 Pt 15 / IC RSS-Restricted Band
** - indicates frequency in Taiwan NCC LP0002 Restricted Band
Pk - Peak detector
ADV - Linear Voltage Average

UL LLC
12 Laboratory Dr., RTP, NC 27709; USA TEL: (919) 549-1364
This report shall not be reproduced except in full, without the written approval of UL LLC

2TX, 484T+242T (Non-Contiguous MRU3)

BANDEDGE (HIGH CHANNEL)

HORIZONTAL RESULT

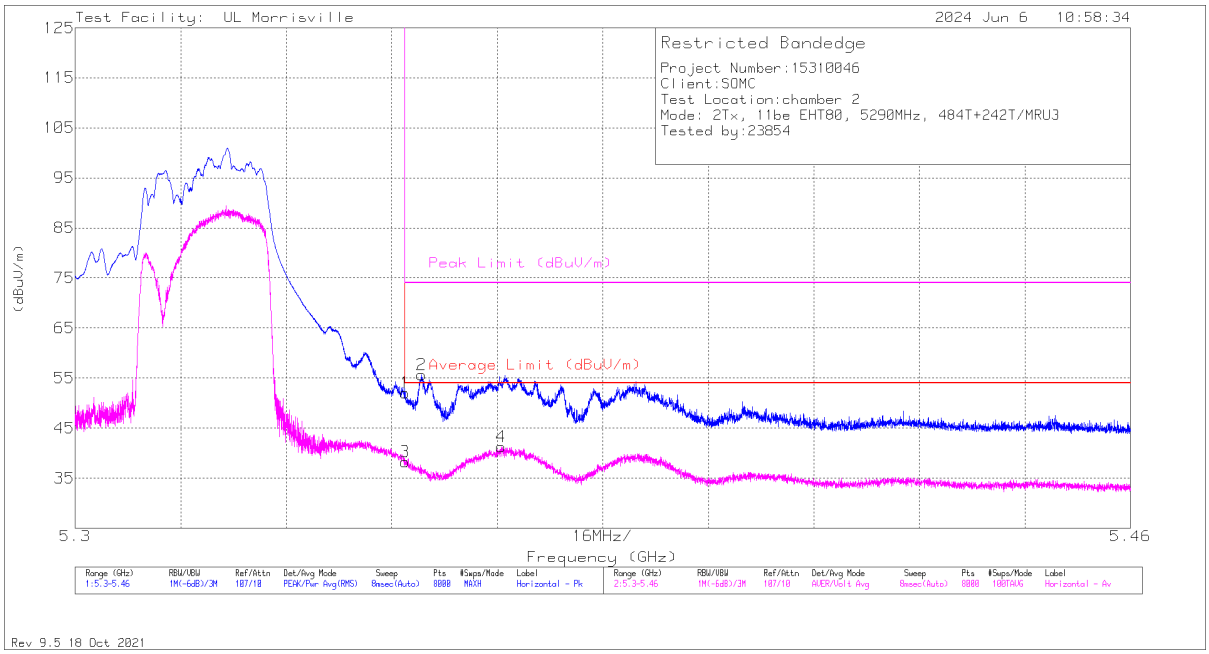

Marker	Frequency (GHz)	Meter Reading (dBuV)	Det	86408 (dB/m)	Gain/Loss (dB)	DC Corr (dB)	Corrected Reading (dBuV/m)	Average Limit (dBuV/m)	Margin (dB)	Peak Limit (dBuV/m)	PK Margin (dB)	Azimuth (Degs)	Height (cm)	Polarity
1	* ** 5.35001	40.32	Pk	34.4	-22.7	0	52.02	-	-	74	-21.98	34	205	H
2	* ** 5.35255	43.93	Pk	34.4	-22.7	0	55.63	-	-	74	-18.37	34	205	H
3	* ** 5.35001	26.61	ADV	34.4	-22.7	.21	38.52	54	-15.48	-	-	34	205	H
4	* ** 5.36461	29.62	ADV	34.4	-22.8	.21	41.43	54	-12.57	-	-	34	205	H

* - indicates frequency in CFR47 Pt 15 / IC RSS-Restricted Band
** - indicates frequency in Taiwan NCC LP0002 Restricted Band
Pk - Peak detector
ADV - Linear Voltage Average

UL LLC
12 Laboratory Dr., RTP, NC 27709; USA TEL: (919) 549-1364
This report shall not be reproduced except in full, without the written approval of UL LLC

VERTICAL RESULT

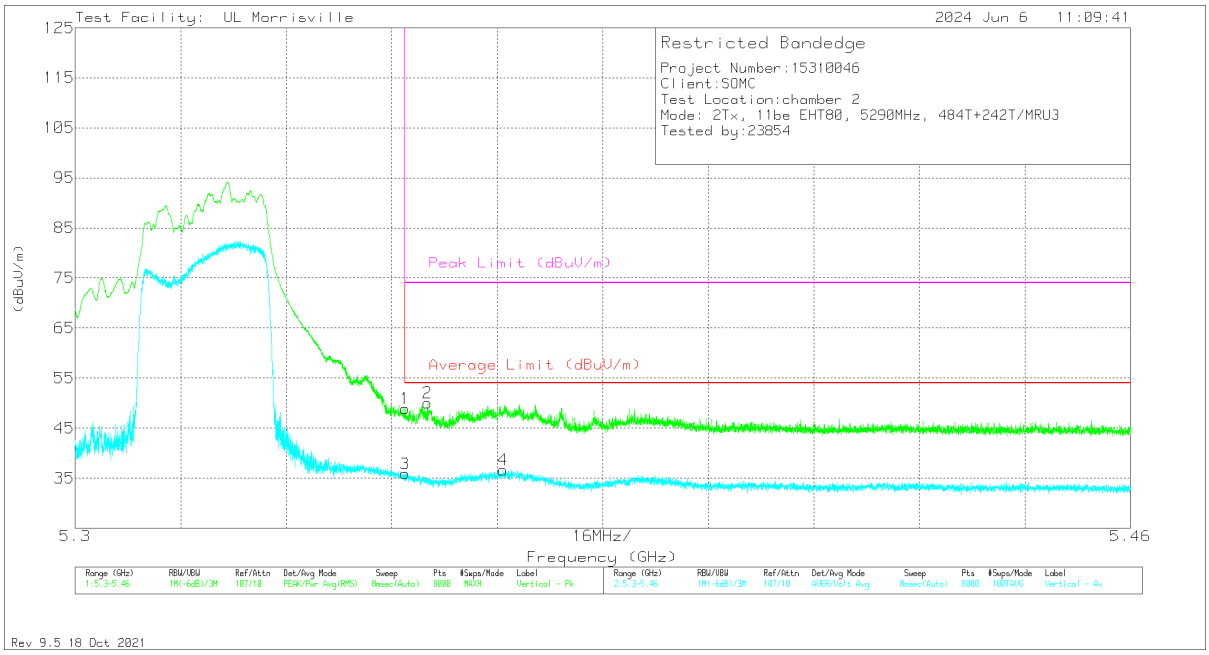

Marker	Frequency (GHz)	Meter Reading (dBuV)	Det	86408 (dB/m)	Gain/Loss (dB)	DCCF (dB)	Corrected Reading (dBuV/m)	Average Limit (dBuV/m)	Margin (dB)	Peak Limit (dBuV/m)	PK Margin (dB)	Azimuth (Degs)	Height (cm)	Polarity
1	* ** 5.35001	37.16	Pk	34.4	-22.7	0	48.86	-	-	74	-25.14	186	305	V
2	* ** 5.35343	38.34	Pk	34.4	-22.7	0	50.04	-	-	74	-23.96	186	305	V
3	* ** 5.35001	24.13	ADV	34.4	-22.7	0.21	36.04	54	-17.96	-	-	186	305	V
4	* ** 5.36487	25.08	ADV	34.4	-22.8	0.21	36.89	54	-17.11	-	-	186	305	V

* - indicates frequency in CFR47 Pt 15 / IC RSS-Restricted Band
** - indicates frequency in Taiwan NCC LP0002 Restricted Band
Pk - Peak detector
ADV - Linear Voltage Average

UL LLC
12 Laboratory Dr., RTP, NC 27709; USA TEL: (919) 549-1364
This report shall not be reproduced except in full, without the written approval of UL LLC

TX ABOVE 1 GHz 802.11be EHT160 MODE IN THE 5.2/5.3GHz BAND

2TX, 996T+484T (Contiguous, MRU4)

BANDEDGE (LOW SIDE)

HORIZONTAL RESULT

11.1.5.

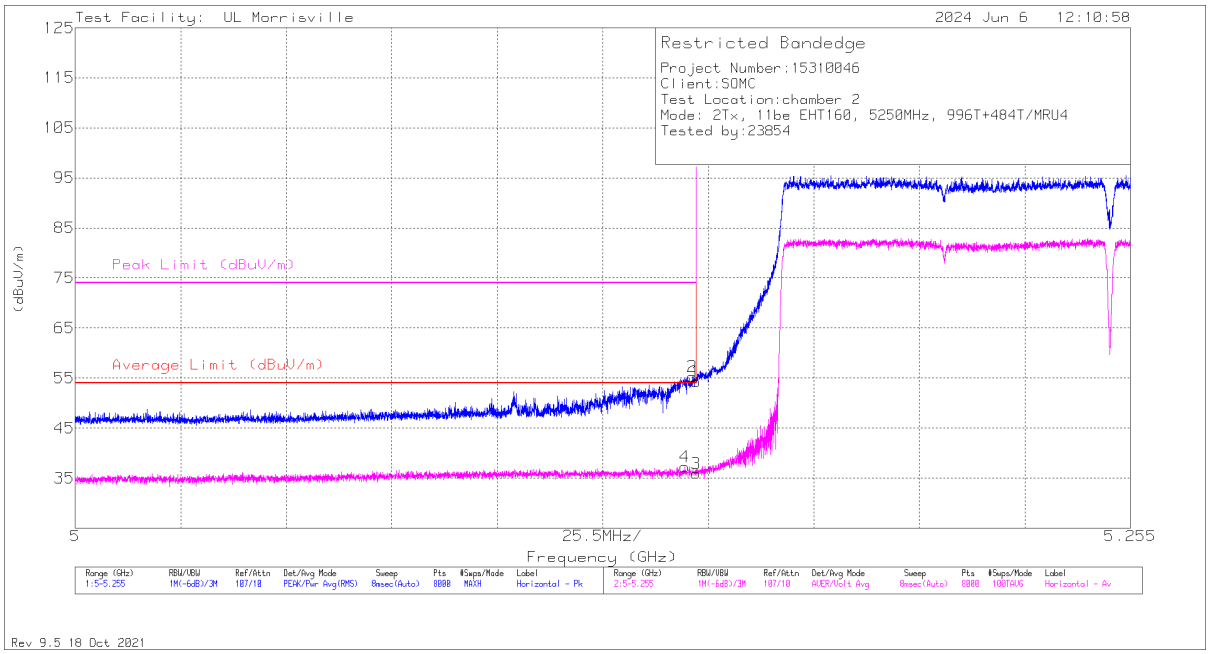

Marker	Frequency (GHz)	Meter Reading (dBuV)	Det	86408 (dB/m)	Gain/Loss (dB)	Corrected Reading (dBuV/m)	Average Limit (dBuV/m)	Margin (dB)	Peak Limit (dBuV/m)	PK Margin (dB)	Azimuth (Degs)	Height (cm)	Polarity
1	* ** 5.14999	42.15	Pk	34.1	-22	54.25	-	-	74	-19.75	42	125	H
2	* ** 5.14919	43.16	Pk	34.1	-22	55.26	-	-	74	-18.74	42	125	H
3	* ** 5.14999	23.84	ADV	34.1	-22	35.94	54	-18.06	-	-	42	125	H
4	* ** 5.14725	25.22	ADV	34.1	-22.1	37.22	54	-16.78	-	-	42	125	H

* - indicates frequency in CFR47 Pt 15 / IC RSS-Restricted Band
** - indicates frequency in Taiwan NCC LP0002 Restricted Band
Pk - Peak detector
ADV - Linear Voltage Average

UL LLC
12 Laboratory Dr., RTP, NC 27709; USA TEL: (919) 549-1364
This report shall not be reproduced except in full, without the written approval of UL LLC

VERTICAL RESULT

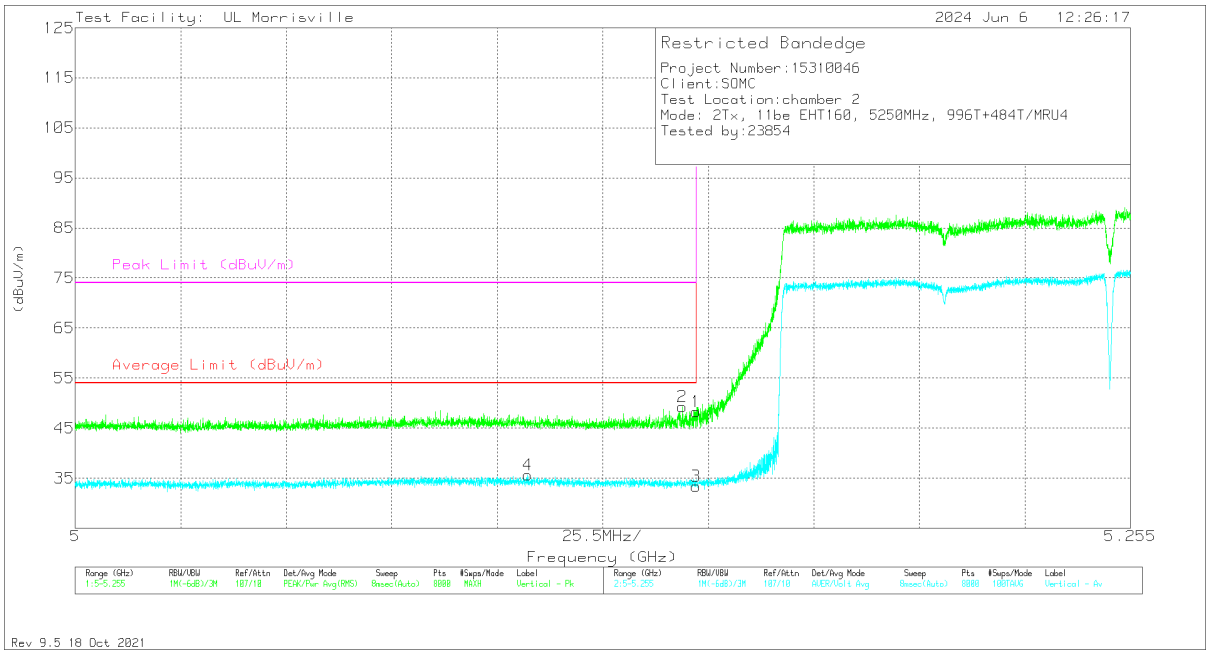

Marker	Frequency (GHz)	Meter Reading (dBuV)	Det	86408 (dB/m)	Gain/Loss (dB)	Corrected Reading (dBuV/m)	Average Limit (dBuV/m)	Margin (dB)	Peak Limit (dBuV/m)	PK Margin (dB)	Azimuth (Degs)	Height (cm)	Polarity
1	* ** 5.14999	36.17	Pk	34.1	-22	48.27	-	-	74	-25.73	316	225	V
2	* ** 5.14674	37.3	Pk	34.1	-22.1	49.3	-	-	74	-24.7	316	225	V
3	* ** 5.14999	21.32	ADV	34.1	-22	33.42	54	-20.58	-	-	316	224	V
4	* ** 5.10938	23.6	ADV	34.1	-22.1	35.6	54	-18.4	-	-	316	224	V

* - indicates frequency in CFR47 Pt 15 / IC RSS-Restricted Band
** - indicates frequency in Taiwan NCC LP0002 Restricted Band
Pk - Peak detector
ADV - Linear Voltage Average

UL LLC
12 Laboratory Dr., RTP, NC 27709; USA TEL: (919) 549-1364
This report shall not be reproduced except in full, without the written approval of UL LLC

2TX, 996T+484T (Contiguous, MRU1)

BANDEDGE (HIGH SIDE)

HORIZONTAL RESULT

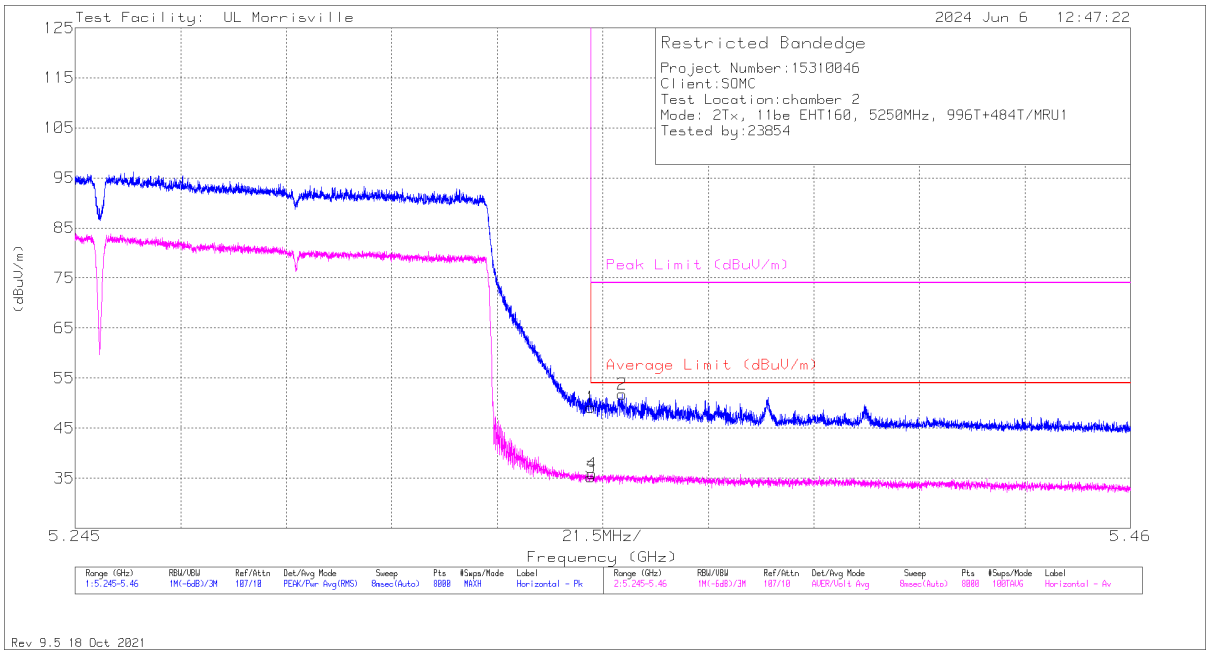

Marker	Frequency (GHz)	Meter Reading (dBuV)	Det	86408 (dB/m)	Gain/Loss (dB)	Corrected Reading (dBuV/m)	Average Limit (dBuV/m)	Margin (dB)	Peak Limit (dBuV/m)	PK Margin (dB)	Azimuth (Degs)	Height (cm)	Polarity
1	* ** 5.35001	37.41	Pk	34.4	-22.7	49.11	-	-	74	-24.89	46	122	H
2	* ** 5.35641	40.04	Pk	34.4	-22.7	51.74	-	-	74	-22.26	46	122	H
3	* ** 5.35001	23.49	ADV	34.4	-22.7	35.19	54	-18.81	-	-	46	121	H
4	* ** 5.35025	24.23	ADV	34.4	-22.7	35.93	54	-18.07	-	-	46	121	H

* - indicates frequency in CFR47 Pt 15 / IC RSS-Restricted Band
** - indicates frequency in Taiwan NCC LP0002 Restricted Band
Pk - Peak detector
ADV - Linear Voltage Average

UL LLC
12 Laboratory Dr., RTP, NC 27709; USA TEL: (919) 549-1364
This report shall not be reproduced except in full, without the written approval of UL LLC

VERTICAL RESULT

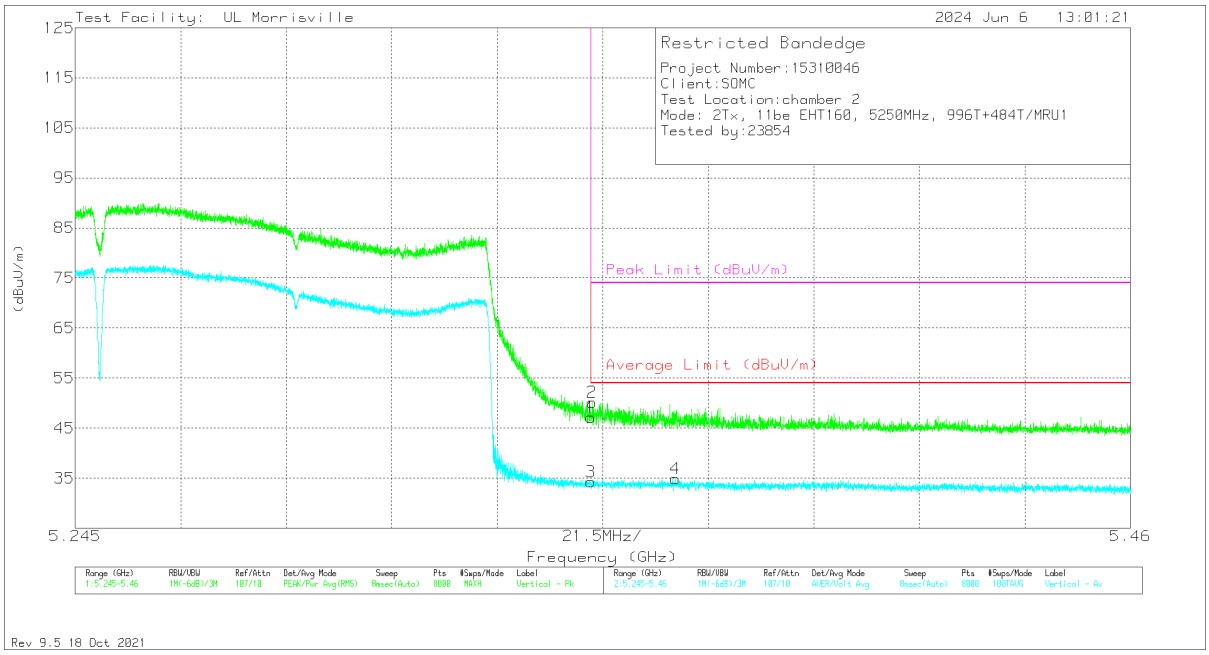

Marker	Frequency (GHz)	Meter Reading (dBuV)	Det	86408 (dB/m)	Gain/Loss (dB)	Corrected Reading (dBuV/m)	Average Limit (dBuV/m)	Margin (dB)	Peak Limit (dBuV/m)	PK Margin (dB)	Azimuth (Degs)	Height (cm)	Polarity
1	* ** 5.35001	35.47	Pk	34.4	-22.7	47.17	-	-	74	-26.83	313	336	V
2	* ** 5.35036	38.5	Pk	34.4	-22.7	50.2	-	-	74	-23.8	313	336	V
3	* ** 5.35001	22.53	ADV	34.4	-22.7	34.23	54	-19.77	-	-	313	336	V
4	* ** 5.36729	23.38	ADV	34.4	-22.9	34.88	54	-19.12	-	-	313	336	V

* - indicates frequency in CFR47 Pt 15 / IC RSS-Restricted Band
** - indicates frequency in Taiwan NCC LP0002 Restricted Band
Pk - Peak detector
ADV - Linear Voltage Average

UL LLC
12 Laboratory Dr., RTP, NC 27709; USA TEL: (919) 549-1364
This report shall not be reproduced except in full, without the written approval of UL LLC

2TX, 484T+996T (Non-Contiguous MRU2)

BANDEDGE (LOW SIDE)

HORIZONTAL RESULT

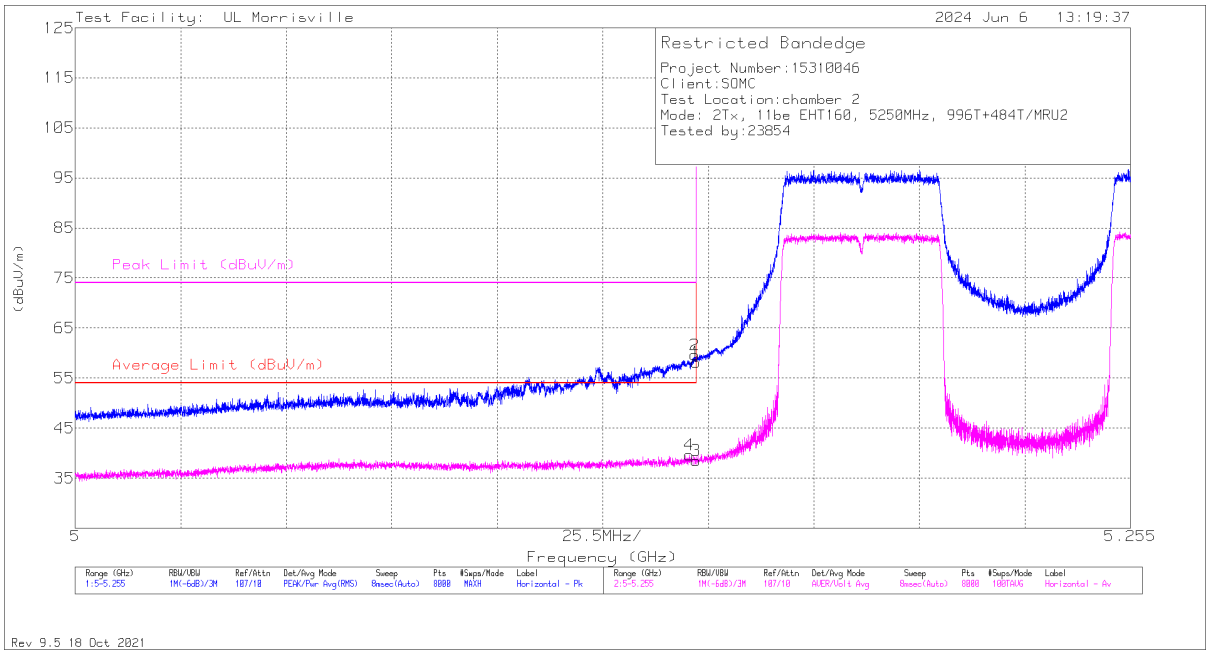

Marker	Frequency (GHz)	Meter Reading (dBuV)	Det	86408 (dB/m)	Gain/Loss (dB)	DC Corr (dB)	Corrected Reading (dBuV/m)	Average Limit (dBuV/m)	Margin (dB)	Peak Limit (dBuV/m)	PK Margin (dB)	Azimuth (Degs)	Height (cm)	Polarity
1	* ** 5.14999	46.09	Pk	34.1	-22	0	58.19	-	-	74	-15.81	332	174	H
2	* ** 5.14967	47.51	Pk	34.1	-22	0	59.61	-	-	74	-14.39	332	174	H
3	* ** 5.14999	26.38	ADV	34.1	-22	0.2	38.68	54	-15.32	-	-	332	174	H
4	* ** 5.14836	27.51	ADV	34.1	-22	0.2	39.81	54	-14.19	-	-	332	174	H

* - indicates frequency in CFR47 Pt 15 / IC RSS-Restricted Band
** - indicates frequency in Taiwan NCC LP0002 Restricted Band
Pk - Peak detector
ADV - Linear Voltage Average

UL LLC
12 Laboratory Dr., RTP, NC 27709; USA TEL: (919) 549-1364
This report shall not be reproduced except in full, without the written approval of UL LLC