<QHS 5Mbps>

CSE Plot on Low Ch between 30MHz ~ 1 GHz	CSE Plot on Low Ch between 1GHz ~ 26.5GHz
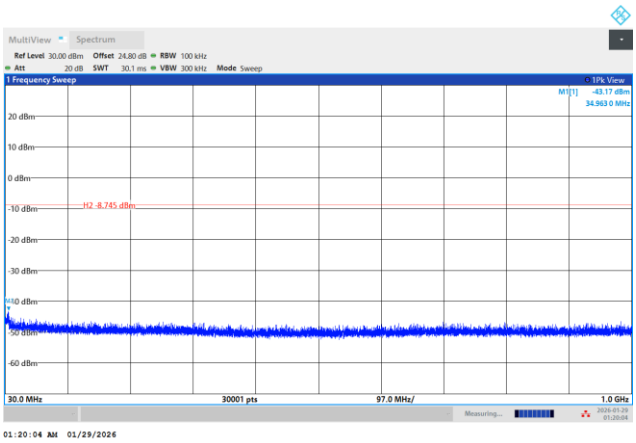	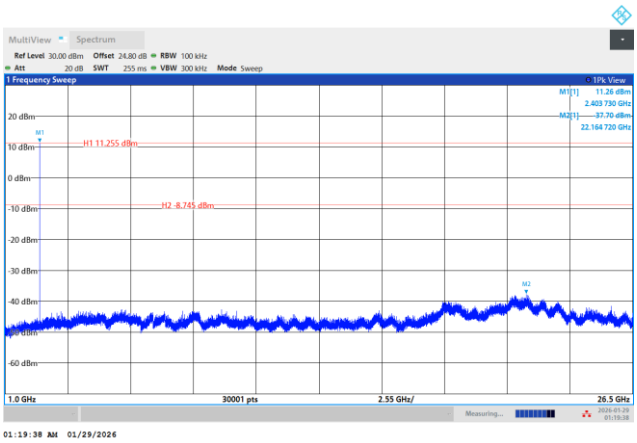
CSE Plot on Mid. Ch between 30MHz ~ 1 GHz	**CSE Plot on Mid. Ch between 1GHz ~ 26.5GHz**
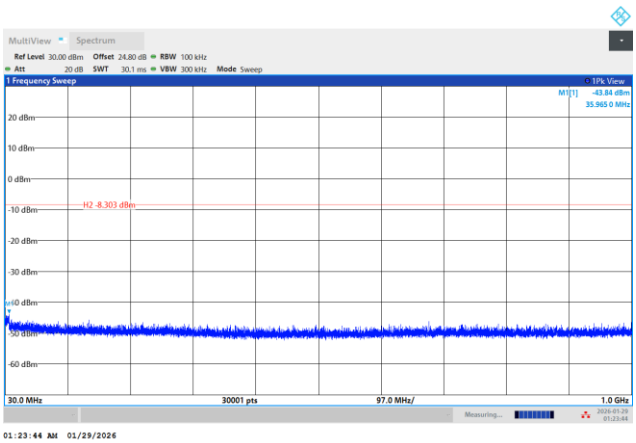	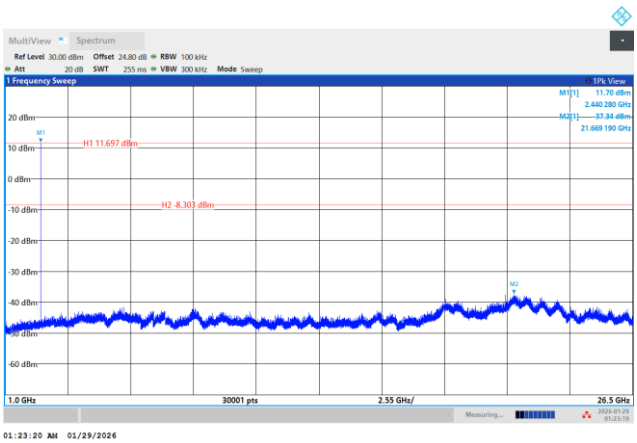
CSE Plot on High Ch between 30MHz ~ 1 GHz	**CSE Plot on High Ch between 1GHz ~ 26.5GHz**
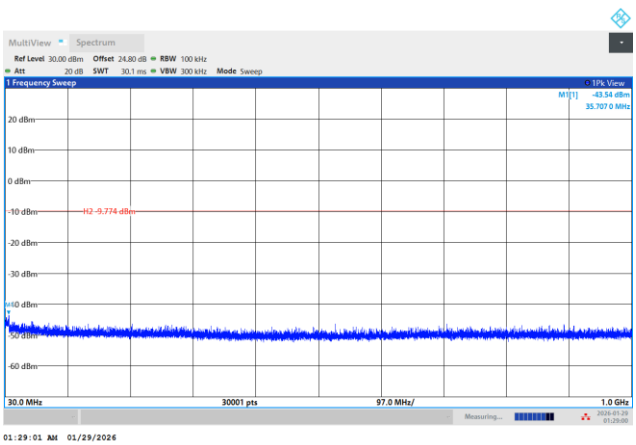	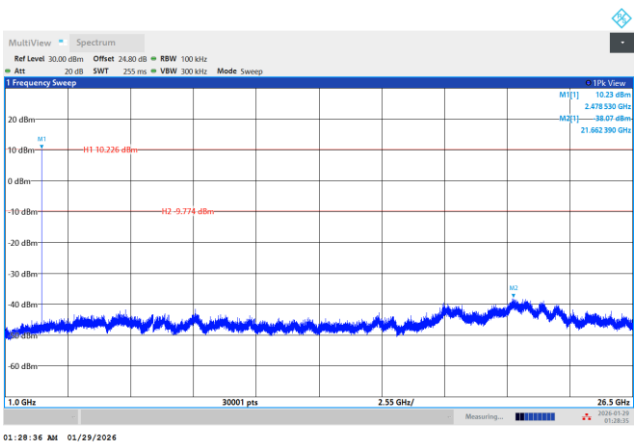

<QHS 6Mbps>

CSE Plot on Low Ch between 30MHz ~ 1 GHz	CSE Plot on Low Ch between 1GHz ~ 26.5GHz
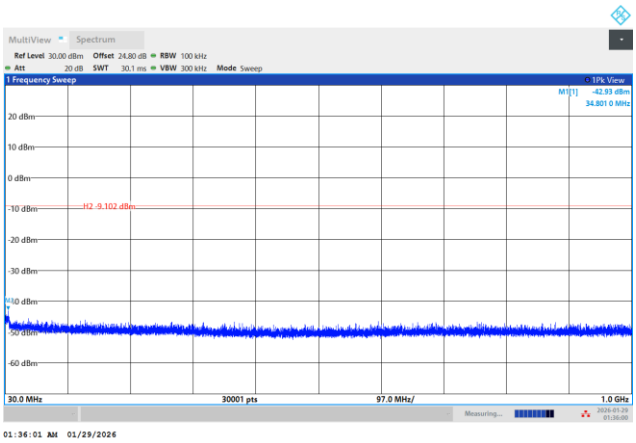	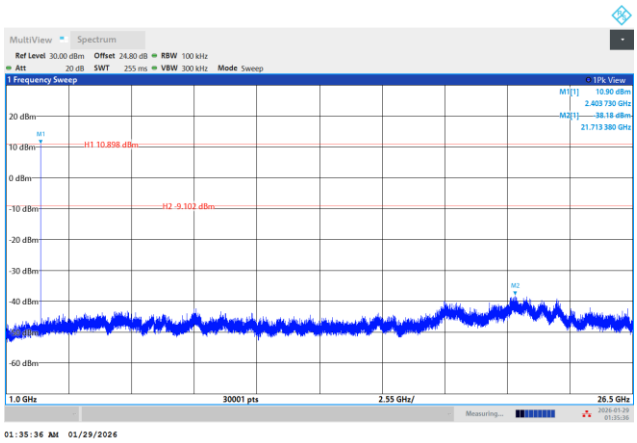
CSE Plot on Mid. Ch between 30MHz ~ 1 GHz	**CSE Plot on Mid. Ch between 1GHz ~ 26.5GHz**
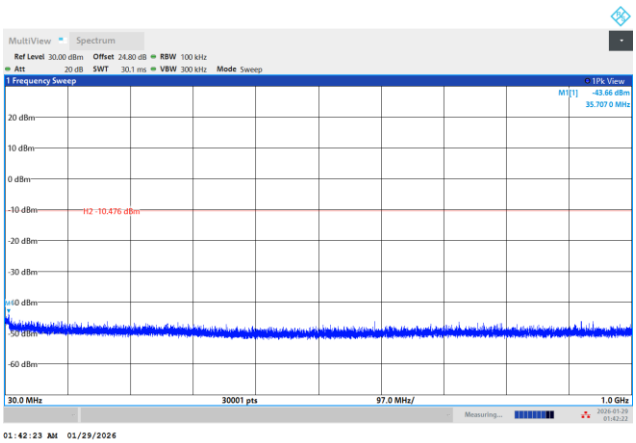	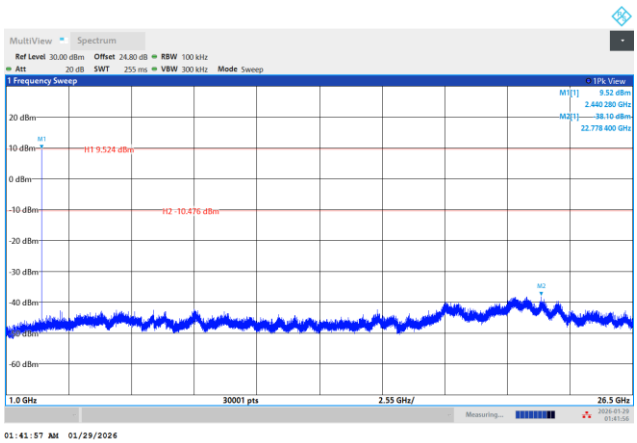
CSE Plot on High Ch between 30MHz ~ 1 GHz	**CSE Plot on High Ch between 1GHz ~ 26.5GHz**
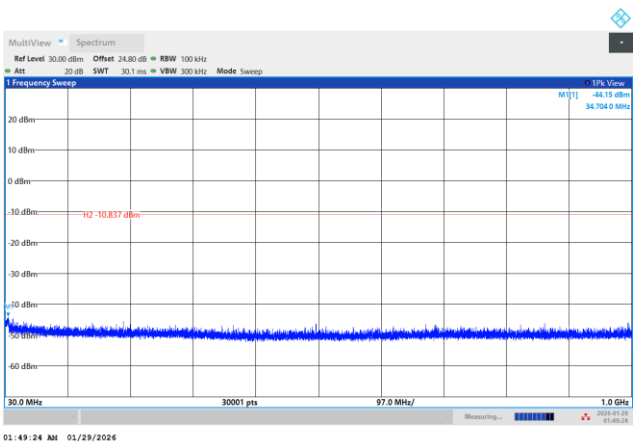	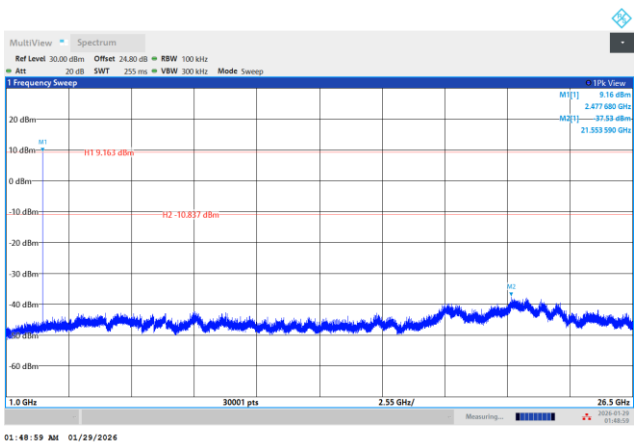

Appendix B. AC Conducted Emission Test Results

Test Engineer :	Brian Chen	**Temperature :**	23~26℃
		Relative Humidity :	45~55%

EUT Information

Report NO :	5N1805
Test Mode :	Mode 1
Test Voltage :	120Vac/60Hz
Phase :	Line

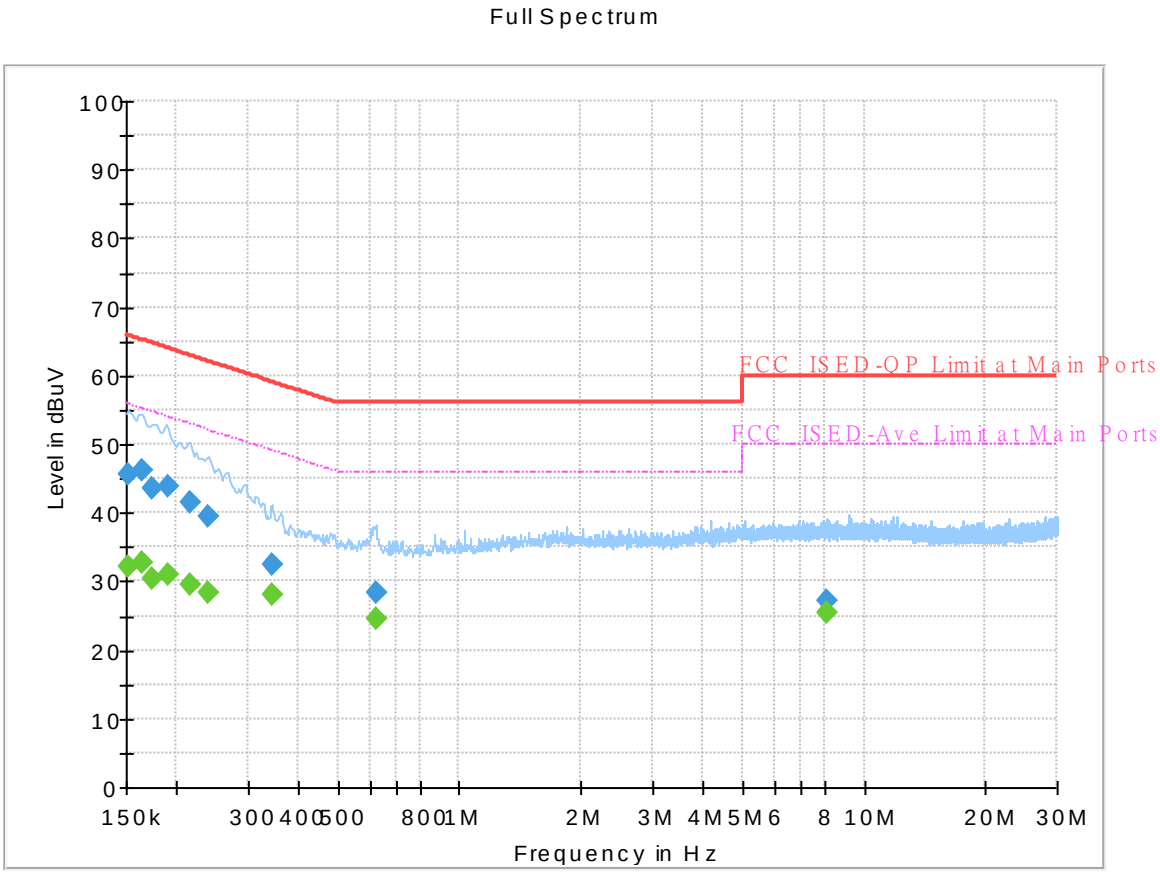

Final_Result

Frequency (MHz)	QuasiPeak (dBuV)	CAverage (dBuV)	Limit (dBuV)	Margin (dB)	Line	Filter	Corr. (dB)
0.152250	---	32.05	55.88	23.83	L1	OFF	19.8
0.152250	45.54	---	65.88	20.34	L1	OFF	19.8
0.163500	---	32.70	55.28	22.58	L1	OFF	19.8
0.163500	46.20	---	65.28	19.08	L1	OFF	19.8
0.174750	---	30.46	54.73	24.27	L1	OFF	19.8
0.174750	43.65	---	64.73	21.08	L1	OFF	19.8
0.190500	---	31.07	54.02	22.95	L1	OFF	19.8
0.190500	43.88	---	64.02	20.14	L1	OFF	19.8
0.215250	---	29.52	53.00	23.48	L1	OFF	19.8
0.215250	41.50	---	63.00	21.50	L1	OFF	19.8
0.240000	---	28.23	52.10	23.87	L1	OFF	19.8
0.240000	39.35	---	62.10	22.75	L1	OFF	19.8
0.343000	---	28.20	49.13	20.93	L1	OFF	19.8
0.343000	32.36	---	59.13	26.77	L1	OFF	19.8
0.620250	---	24.69	46.00	21.31	L1	OFF	19.8
0.620250	28.37	---	56.00	27.63	L1	OFF	19.8
8.056500	---	25.55	50.00	24.45	L1	OFF	20.4
8.056500	27.12	---	60.00	32.88	L1	OFF	20.4

EUT Information

Report NO :	5N1805
Test Mode :	Mode 1
Test Voltage :	120Vac/60Hz
Phase :	Neutral

Full Spectrum

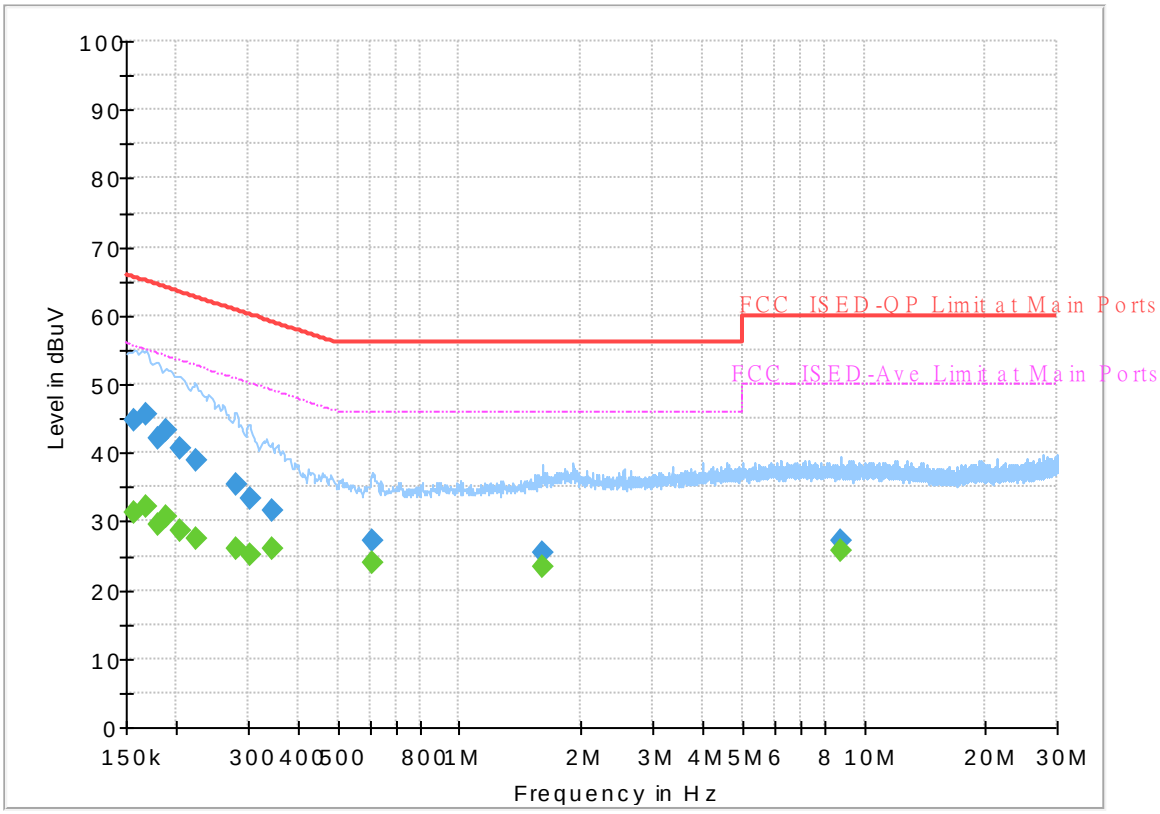

Final_Result

Frequency (MHz)	QuasiPeak (dBuV)	CAverage (dBuV)	Limit (dBuV)	Margin (dB)	Line	Filter	Corr. (dB)
0.156750	---	31.24	55.63	24.39	N	OFF	19.8
0.156750	44.67	---	65.63	20.96	N	OFF	19.8
0.168000	---	32.31	55.06	22.75	N	OFF	19.8
0.168000	45.69	---	65.06	19.37	N	OFF	19.8
0.179250	---	29.47	54.52	25.05	N	OFF	19.8
0.179250	42.21	---	64.52	22.31	N	OFF	19.8
0.188250	---	30.68	54.11	23.43	N	OFF	19.8
0.188250	43.31	---	64.11	20.80	N	OFF	19.8
0.204000	---	28.60	53.45	24.85	N	OFF	19.8
0.204000	40.77	---	63.45	22.68	N	OFF	19.8
0.224250	---	27.55	52.66	25.11	N	OFF	19.8
0.224250	38.76	---	62.66	23.90	N	OFF	19.8
0.280500	---	26.15	50.80	24.65	N	OFF	19.8
0.280500	35.30	---	60.80	25.50	N	OFF	19.8
0.303000	---	25.14	50.16	25.02	N	OFF	19.8
0.303000	33.22	---	60.16	26.94	N	OFF	19.8
0.343000	---	25.89	49.13	23.24	N	OFF	19.8
0.343000	31.49	---	59.13	27.64	N	OFF	19.8
0.611250	---	24.04	46.00	21.96	N	OFF	19.8
0.611250	27.19	---	56.00	28.81	N	OFF	19.8
1.605750	---	23.48	46.00	22.52	N	OFF	19.9

1.605750	**25.57**	**---**	**56.00**	**30.43**	**N**	**OFF**	**19.9**
8.724750	**---**	**25.70**	**50.00**	**24.30**	**N**	**OFF**	**20.4**
8.724750	**27.08**	**---**	**60.00**	**32.92**	**N**	**OFF**	**20.4**

Appendix C. Radiated Spurious Emission Test Data

Test Engineer :	Jesse Wang, Stan Hsieh, Ken Wu	**Temperature :**	18.2~21.3°C
		Relative Humidity :	56.4~68.6%

Note symbol

-L	**Low channel location**
-R	**High channel location**

C1. Radiated Spurious Emission Test Modes

Mode	Band (MHz)	Antenna	Modulation	Channel	Frequency	Data Rate	RU	Remark
Mode 35	2400-2483.5	5	Bluetooth-QHS FHSS	01	2404	QHS 6M	-	-
Mode 36	2400-2483.5	5	Bluetooth-QHS FHSS	19	2440	QHS 6M	-	-
Mode 37	2400-2483.5	5	Bluetooth-QHS FHSS	38	2478	QHS 6M	-	-
Mode 77	2400-2483.5	5	Bluetooth-QHS FHSS	38	2478	QHS 6M	-	LF
Mode 78	2400-2483.5	5	Bluetooth-QHS FHSS	38	2478	QHS 6M	-	SHF
Mode 52	2400-2483.5	8	Bluetooth-QHS FHSS	01	2404	QHS 6M	-	-
Mode 53	2400-2483.5	8	Bluetooth-QHS FHSS	19	2440	QHS 6M	-	-
Mode 54	2400-2483.5	8	Bluetooth-QHS FHSS	38	2478	QHS 6M	-	-
Mode 79	2400-2483.5	8	Bluetooth-QHS FHSS	01	2404	QHS 6M	-	LF
Mode 80	2400-2483.5	8	Bluetooth-QHS FHSS	01	2404	QHS 6M	-	SHF

C2. Summary of each worse mode

Mode	Modulation	Ch.	Freq. (MHz)	Level (dBuV/m)	Limit (dBuV/m)	Margin (dB)	Pol.	Peak Avg.	Result	RU	Remark
35	Bluetooth-QHS FHSS	01	2386.33	45.88	74.00	-28.12	V	Peak	Pass	-	Band Edge
	Bluetooth-QHS FHSS	01	4808.00	42.84	74.00	-31.16	H	Peak	Pass	-	Harmonic
36	Bluetooth-QHS FHSS	19	2500.00	46.62	74.00	-27.38	V	Peak	Pass	-	Band Edge
	Bluetooth-QHS FHSS	19	7320.00	43.31	74.00	-30.69	V	Peak	Pass	-	Harmonic
37	Bluetooth-QHS FHSS	38	2483.52	49.21	74.00	-24.79	H	Peak	Pass	-	Band Edge
	Bluetooth-QHS FHSS	38	4956.00	42.38	74.00	-31.62	H	Peak	Pass	-	Harmonic
77	LF	38	42.61	32.13	40.00	-7.87	V	Peak	Pass	-	LF
78	SHF	38	24879.49	38.28	74.00	-35.72	V	Peak	Pass	-	SHF
52	Bluetooth-QHS FHSS	01	2389.99	49.02	74.00	-24.98	V	Peak	Pass	-	Band Edge
	Bluetooth-QHS FHSS	01	4808.00	40.90	74.00	-33.10	H	Peak	Pass	-	Harmonic
53	Bluetooth-QHS FHSS	19	2345.10	46.80	74.00	-27.20	V	Peak	Pass	-	Band Edge

Mode	Modulation	Ch.	Freq. (MHz)	Level (dBuV/m)	Limit (dBuV/m)	Margin (dB)	Pol.	Peak Avg.	Result	RU	Remark
53	Bluetooth-QHS FHSS	19	7320.00	42.01	74.00	-31.99	V	Peak	Pass	-	Harmonic
54	Bluetooth-QHS FHSS	38	2484.14	47.92	74.00	-26.08	V	Peak	Pass	-	Band Edge
	Bluetooth-QHS FHSS	38	7434.00	42.36	74.00	-31.64	V	Peak	Pass	-	Harmonic
79	LF	01	42.61	32.94	40.00	-7.06	V	Peak	Pass	-	LF
80	SHF	01	24453.45	38.44	74.00	-35.56	V	Peak	Pass	-	SHF

Mode	35	
	Band Edge	
	2400-2483.5_Bluetooth-QHS FHSS _CH01_2404MHz	
ANT	5	
Pol.	Horizontal	Fundamental
Peak	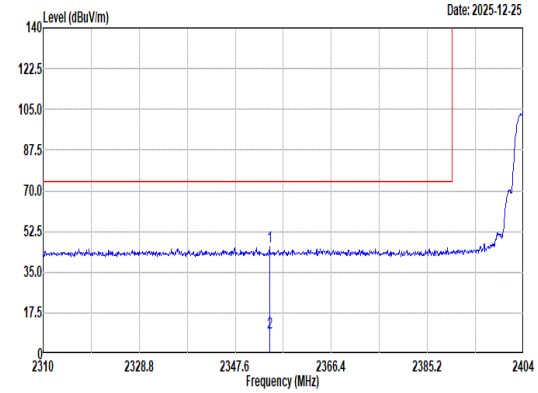 Site : 03CH07-HY Condition: PEAK_BE_74 3m HF_ANT_00075962 HORIZONTAL : RBW:1000.000kHz VBW:3000.000kHz SWT:Auto Freq Level Limit Line Margin Read Level Ant Factor Cable Loss Preamp Factor Aux Factor APos TPos Remark MHz dBuV/m dBuV/m dB dBuV dB/m dB dB dB cm deg 1 2354.27 45.85 74.00 -28.15 40.07 32.14 8.30 34.66 0.00 100 299 Peak 2 2354.27 9.02 54.00 -44.98 -- -- -- -- -- -- -- AVERAGE	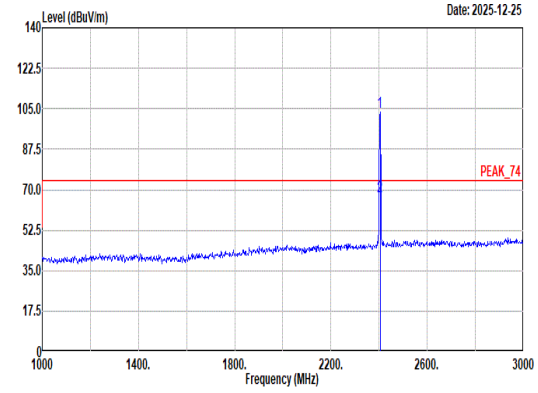 Site : 03CH07-HY Condition: PEAK_74 3m HF_ANT_00075962 HORIZONTAL : RBW:1000.000kHz VBW:3000.000kHz SWT:Auto Freq Level Limit Line Margin Read Level Ant Factor Cable Loss Preamp Factor Aux Factor APos TPos Remark MHz dBuV/m dBuV/m dB dBuV dB/m dB dB dB cm deg 1 2404.00 103.73 ------ ------ 97.87 32.14 8.39 34.67 0.00 100 299 Peak 2 2404.00 66.90 ------ ------ -- -- -- -- -- -- -- Average

Mode	35	
	Band Edge	
	2400-2483.5_Bluetooth-QHS FHSS _CH01_2404MHz	
ANT	5	
Pol.	Vertical	Fundamental
Peak	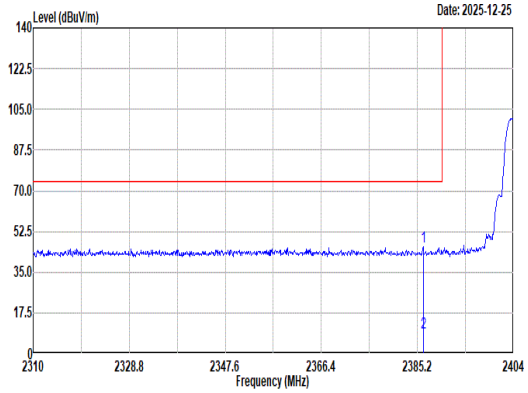 Site : 03CH07-HY Condition: PEAK_BE_74 3m HF_ANT_00075962 VERTICAL : RBW:1000.000kHz VBW:3000.000kHz SWT:Auto Freq Level Limit Line Margin Read Level Ant Factor Cable Loss Preamp Factor Aux Factor APos TPos Remark MHz dBuV/m dBuV/m dB dBuV dB/m dB dB dB cm deg 1 2386.33 45.88 74.00 -28.12 40.10 32.10 8.35 34.67 0.00 400 29 Peak 2 2386.33 9.05 54.00 -44.95 -- -- -- -- -- -- -- AVERAGE	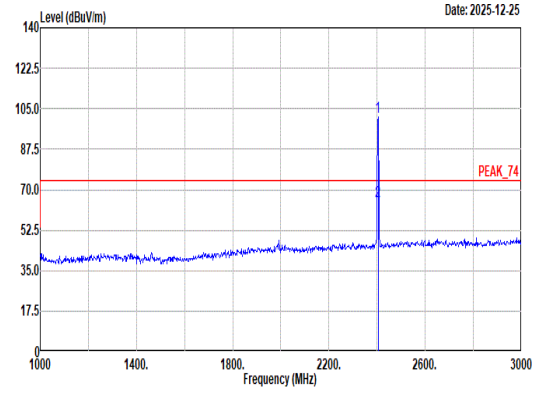 Site : 03CH07-HY Condition: PEAK_74 3m HF_ANT_00075962 VERTICAL : RBW:1000.000kHz VBW:3000.000kHz SWT:Auto Freq Level Limit Line Margin Read Level Ant Factor Cable Loss Preamp Factor Aux Factor APos TPos Remark MHz dBuV/m dBuV/m dB dBuV dB/m dB dB dB cm deg 1 2404.00 101.66 ------ ------ 95.80 32.14 8.39 34.67 0.00 400 29 Peak 2 2404.00 64.83 ------ ------ -- -- -- -- -- -- -- Average

Mode	35	
	Harmonic	
	2400-2483.5_Bluetooth-QHS FHSS _CH01_2404MHz	
ANT	5	
Pol.	Horizontal	Vertical
Peak Avg	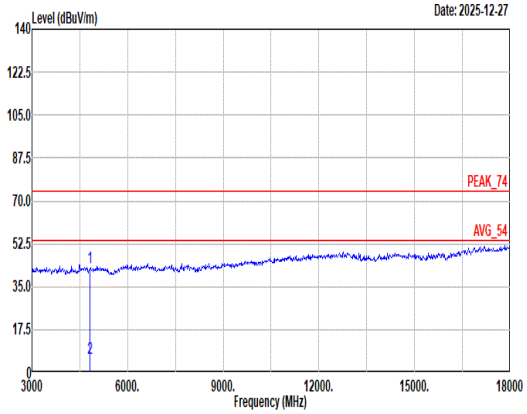 Site : 03CH07-HY Condition: PEAK_74 3m HF_ANT_00075962 HORIZONTAL Freq Level Limit Line Margin Read Level Ant Factor Cable Loss Preamp Factor Aux Factor APos TPos Remark 1 4808.00 42.84 74.00 -31.16 53.76 34.50 11.93 58.40 1.05 -- -- Peak 2 4808.00 6.01 54.00 -47.99 -- -- -- -- -- -- -- Average	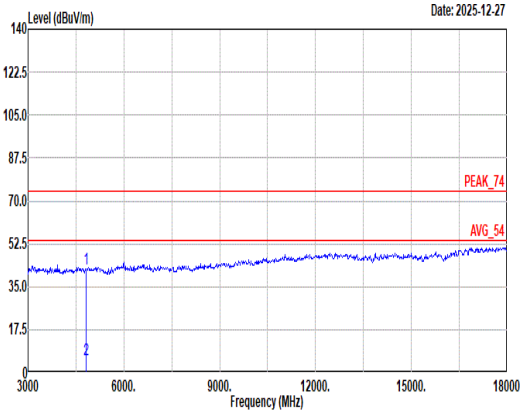 Site : 03CH07-HY Condition: PEAK_74 3m HF_ANT_00075962 VERTICAL Freq Level Limit Line Margin Read Level Ant Factor Cable Loss Preamp Factor Aux Factor APos TPos Remark 1 4808.00 42.24 74.00 -31.76 53.16 34.50 11.93 58.40 1.05 -- -- Peak 2 4808.00 5.41 54.00 -48.59 -- -- -- -- -- -- -- Average

Mode	35	
	Harmonic	
	2400-2483.5_Bluetooth-QHS FHSS _CH01_2404MHz	
ANT	5	
Pol.	Horizontal	Vertical
14.47G ~14.5G Avg	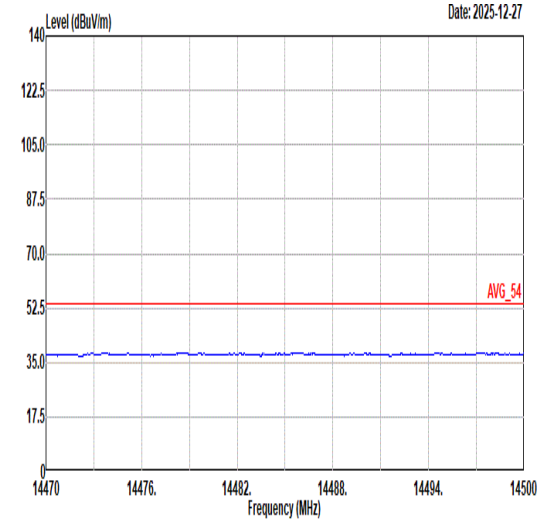 Site : 03CH07-HY Condition: AVG_54 3m HF_ANT_00075962 HORIZONTAL	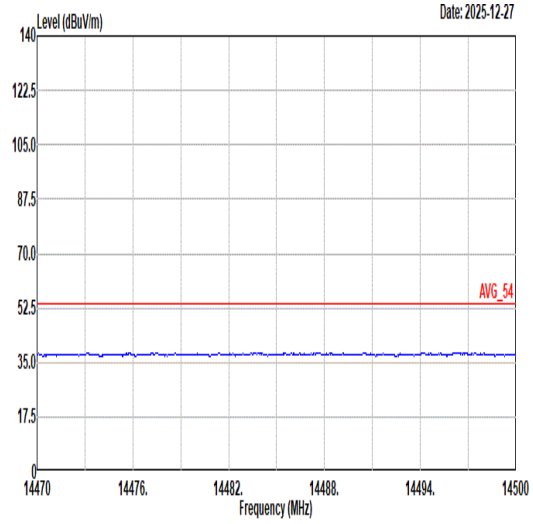 Site : 03CH07-HY Condition: AVG_54 3m HF_ANT_00075962 VERTICAL
17.7G ~18G Avg	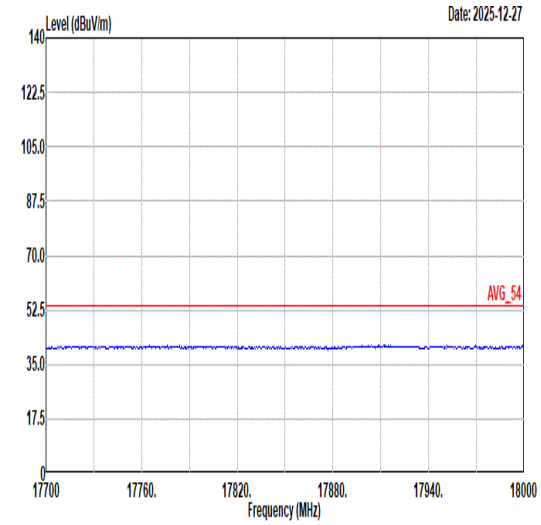 Site : 03CH07-HY Condition: AVG_54 3m HF_ANT_00075962 HORIZONTAL	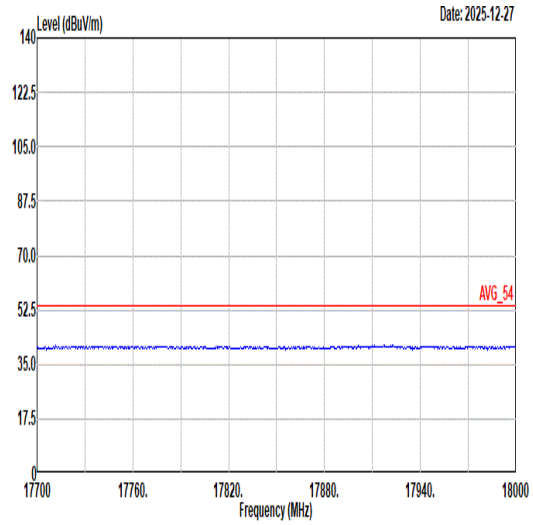 Site : 03CH07-HY Condition: AVG_54 3m HF_ANT_00075962 VERTICAL

Mode	36	
	Band Edge - L	
	2400-2483.5_Bluetooth-QHS FHSS _CH19_2440MHz	
ANT	5	
Pol.	Horizontal	Fundamental
Peak	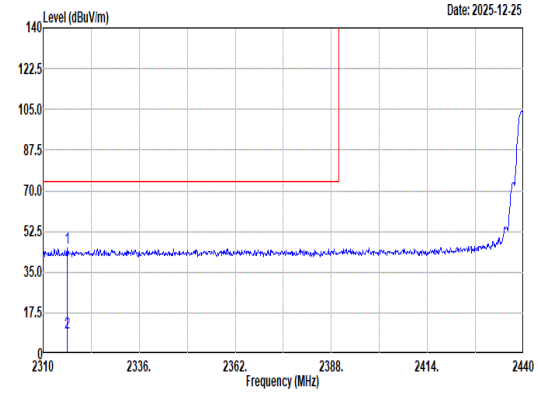 Site : 03CH07-HY Condition: PEAK_BE_74 3m HF_ANT_00075962 HORIZONTAL : RBW:1000.000kHz VBW:3000.000kHz SWT:Auto Freq Level Limit Line Margin Read Level Ant Factor Cable Loss Preamp Factor Aux Factor APos TPos Remark MHz dBuV/m dBuV/m dB dBuV dB/m dB dB dB cm deg 1 2316.50 45.59 74.00 -28.41 39.92 32.10 8.23 34.66 0.00 107 340 Peak 2 2316.50 8.76 54.00 -45.24 -- -- -- -- -- -- -- AVERAGE	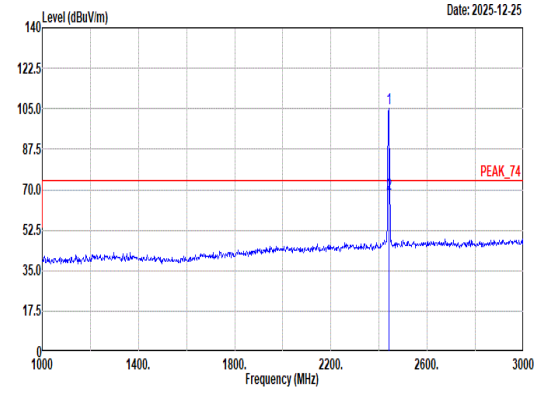 Site : 03CH07-HY Condition: PEAK_74 3m HF_ANT_00075962 HORIZONTAL : RBW:1000.000kHz VBW:3000.000kHz SWT:Auto Freq Level Limit Line Margin Read Level Ant Factor Cable Loss Preamp Factor Aux Factor APos TPos Remark MHz dBuV/m dBuV/m dB dBuV dB/m dB dB dB cm deg 1 2440.00 104.95 ------ ------ 98.77 32.40 8.45 34.67 0.00 107 340 Peak 2 2440.00 68.12 ------ ------ -- -- -- -- -- -- -- Average

Mode	36	
	Band Edge - R	
	2400-2483.5_Bluetooth-QHS FHSS _CH19_2440MHz	
ANT	5	
Pol.	Horizontal	Fundamental
Peak	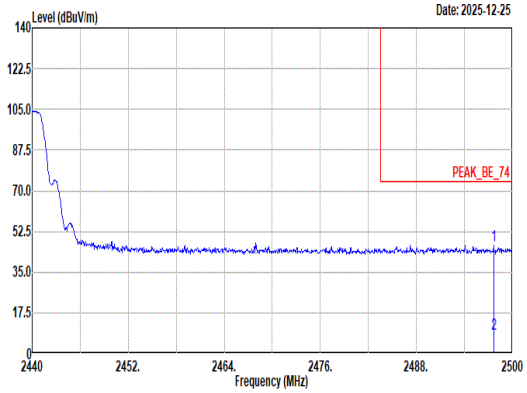 Site : 03CH07-HY Condition: PEAK_BE_74 3m HF_ANT_00075962 HORIZONTAL : RBW:1000.000kHz VBW:3000.000kHz SWT:Auto Freq Level Limit Line Margin Read Level Ant Factor Cable Loss Preamp Factor Aux Factor APos TPos Remark MHz dBuV/m dBuV/m dB dBuV dB/m dB dB dB cm deg 1 2497.66 46.51 74.00 -27.49 39.77 32.88 8.54 34.68 0.00 107 340 Peak 2 2497.66 8.68 54.00 -45.32 -- -- -- -- -- -- -- AVERAGE	Blank

Mode	36	
	Band Edge - L	
	2400-2483.5_Bluetooth-QHS FHSS _CH19_2440MHz	
ANT	5	
Pol.	Vertical	Fundamental
Peak	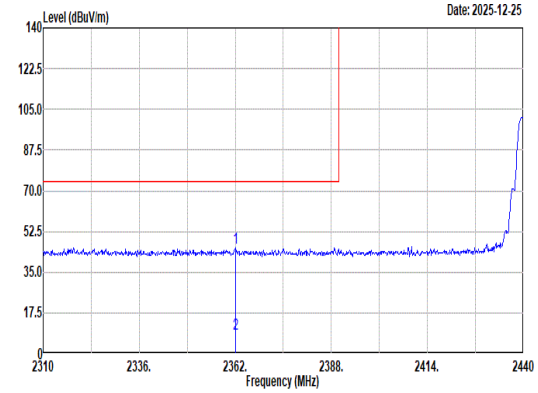 Site : 03CH07-HY Condition: PEAK_BE_74 3m HF_ANT_00075962 VERTICAL : RBW:1000.000kHz VBW:3000.000kHz SWT:Auto Freq Level Limit Line Margin Read Level Ant Factor Cable Loss Preamp Factor Aux Factor APos TPos Remark MHz dBuV/m dBuV/m dB dBuV dB/m dB dB dB cm deg 1 2362.00 45.26 74.00 -28.74 39.43 32.18 8.31 34.66 0.00 396 46 Peak 2 2362.00 8.43 54.00 -45.57 -- -- -- -- -- -- -- AVERAGE	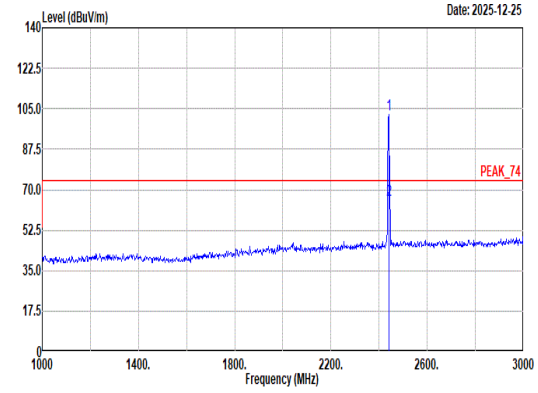 Site : 03CH07-HY Condition: PEAK_74 3m HF_ANT_00075962 VERTICAL : RBW:1000.000kHz VBW:3000.000kHz SWT:Auto Freq Level Limit Line Margin Read Level Ant Factor Cable Loss Preamp Factor Aux Factor APos TPos Remark MHz dBuV/m dBuV/m dB dBuV dB/m dB dB dB cm deg 1 2440.00 102.41 ------ ------ 96.23 32.40 8.45 34.67 0.00 396 46 Peak 2 2440.00 65.58 ------ ------ -- -- -- -- -- -- -- Average

Mode	36	
	Band Edge - R	
	2400-2483.5_Bluetooth-QHS FHSS _CH19_2440MHz	
ANT	5	
Pol.	Vertical	Fundamental
Peak	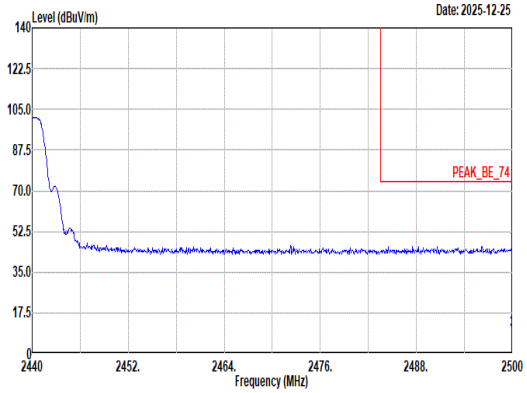 Site : 03CH07-HY Condition: PEAK_BE_74 3m HF_ANT_00075962 VERTICAL : RBW:1000.000kHz VBW:3000.000kHz SWT:Auto Limit Read Ant Cable Preamp Aux APos TPos Freq Level Line Margin Level Factor Loss Factor Factor Remark MHz dBuV/m dBuV/m dB dBuV dB/m dB dB dB cm deg 1 2500.00 46.62 74.00 -27.38 39.85 32.90 8.55 34.68 0.00 396 46 Peak 2 2500.00 9.79 54.00 -44.21 -- -- -- -- -- -- -- AVERAGE	Blank

Mode	36	
	Harmonic	
	2400-2483.5_Bluetooth-QHS FHSS _CH19_2440MHz	
ANT	5	
Pol.	Horizontal	Vertical
Peak Avg	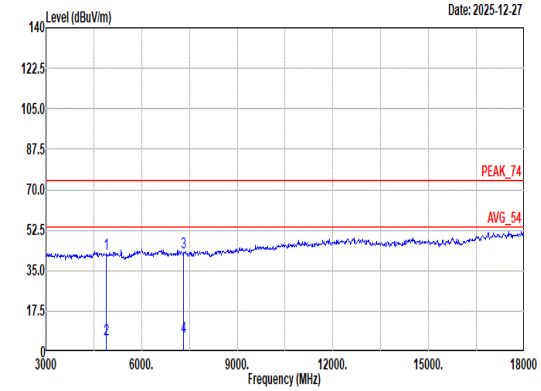 Site : 03CH07-HY Condition: PEAK_74 3m HF_ANT_00075962 HORIZONTAL Freq Level Limit Line Margin Read Level Ant Factor Cable Loss Preamp Factor Aux Factor APos TPos Remark MHz dBuV/m dBuV/m dB dBuV dB/m dB dB dB cm deg 1 4880.00 42.11 74.00 -31.89 52.90 34.44 12.03 58.25 0.99 -- -- Peak 2 4880.00 5.28 54.00 -48.72 -- -- -- -- -- -- -- Average 3 7320.00 43.01 74.00 -30.99 48.85 36.00 14.70 57.70 1.16 -- -- Peak 4 7320.00 6.18 54.00 -47.82 -- -- -- -- -- -- -- Average	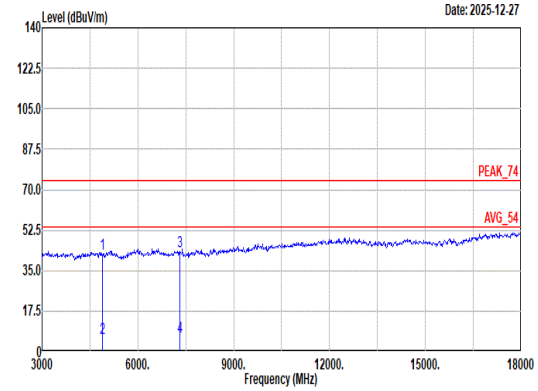 Site : 03CH07-HY Condition: PEAK_74 3m HF_ANT_00075962 VERTICAL Freq Level Limit Line Margin Read Level Ant Factor Cable Loss Preamp Factor Aux Factor APos TPos Remark MHz dBuV/m dBuV/m dB dBuV dB/m dB dB dB cm deg 1 4880.00 42.49 74.00 -31.51 53.28 34.44 12.03 58.25 0.99 -- -- Peak 2 4880.00 5.66 54.00 -48.34 -- -- -- -- -- -- -- Average 3 7320.00 43.31 74.00 -30.69 49.15 36.00 14.70 57.70 1.16 -- -- Peak 4 7320.00 6.48 54.00 -47.52 -- -- -- -- -- -- -- Average

Mode	36	
	Harmonic	
	2400-2483.5_Bluetooth-QHS FHSS _CH19_2440MHz	
ANT	5	
Pol.	Horizontal	Vertical
14.47G ~14.5G Avg	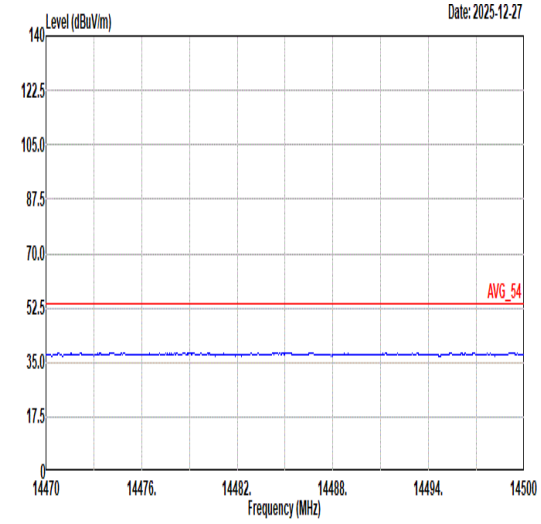 Site : 03CH07-HY Condition: AVG_54 3m HF_ANT_00075962 HORIZONTAL	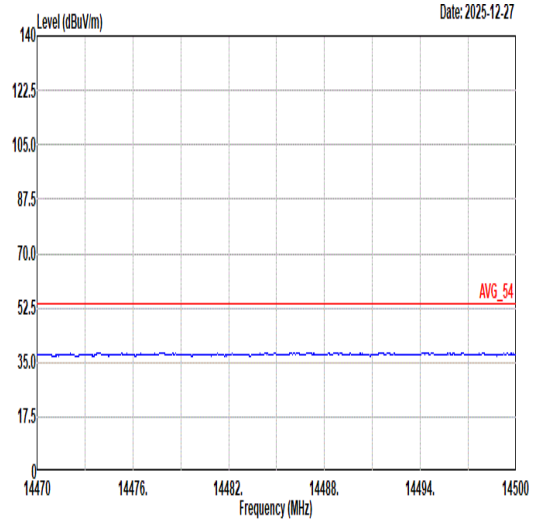 Site : 03CH07-HY Condition: AVG_54 3m HF_ANT_00075962 VERTICAL
17.7G ~18G Avg	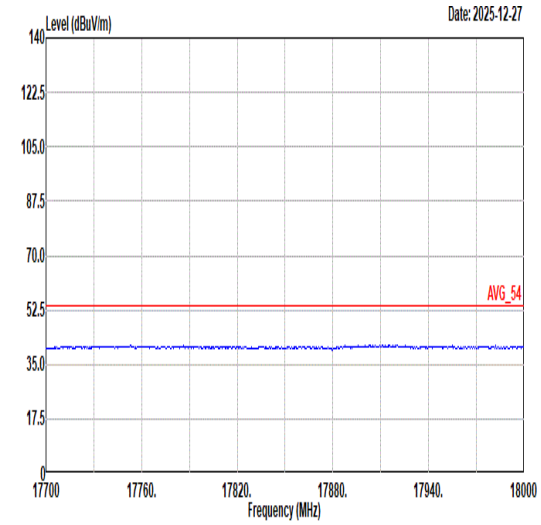 Site : 03CH07-HY Condition: AVG_54 3m HF_ANT_00075962 HORIZONTAL	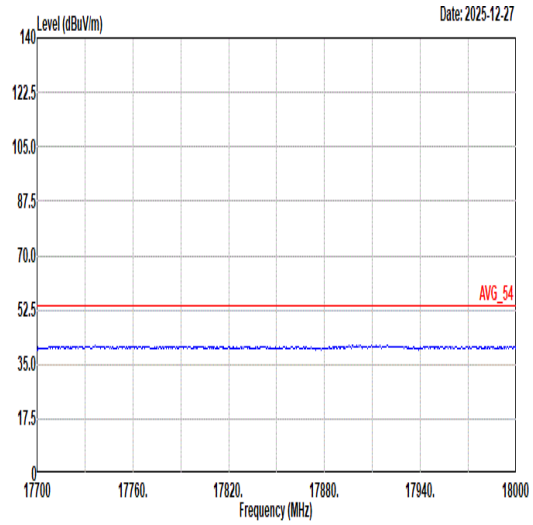 Site : 03CH07-HY Condition: AVG_54 3m HF_ANT_00075962 VERTICAL

Mode	37	
	Band Edge	
	2400-2483.5_Bluetooth-QHS FHSS_CH38_2478MHz	
ANT	5	
Pol.	Horizontal	Fundamental
Peak	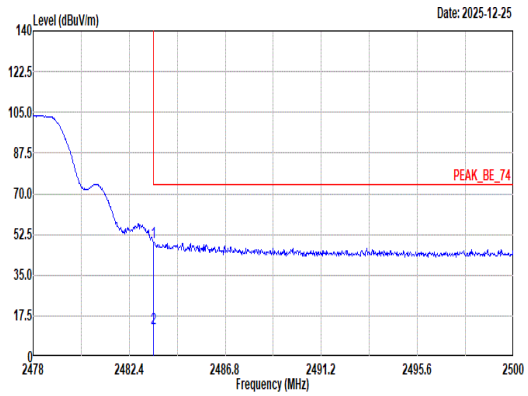 Site : 03CH07-HY Condition: PEAK_BE_74 3m HF_ANT_00075962 HORIZONTAL : RBW:1000.000kHz VBW:3000.000kHz SWT:Auto Freq Level Limit Line Margin Read Level Ant Factor Cable Loss Preamp Factor Aux Factor APos TPos Remark MHz dBuV/m dBuV/m dB dBuV dB/m dB dB dB cm deg 1 2483.52 49.21 74.00 -24.79 42.63 32.74 8.52 34.68 0.00 100 296 Peak 2 2483.52 12.38 54.00 -41.62 -- -- -- -- -- -- -- AVERAGE	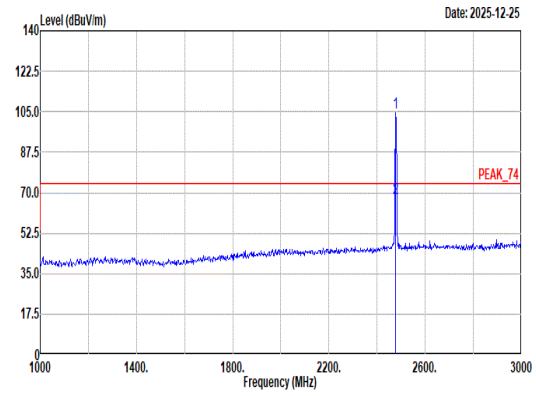 Site : 03CH07-HY Condition: PEAK_74 3m HF_ANT_00075962 HORIZONTAL : RBW:1000.000kHz VBW:3000.000kHz SWT:Auto Freq Level Limit Line Margin Read Level Ant Factor Cable Loss Preamp Factor Aux Factor APos TPos Remark MHz dBuV/m dBuV/m dB dBuV dB/m dB dB dB cm deg 1 2478.00 104.38 ------ ------ 97.85 32.70 8.51 34.68 0.00 100 296 Peak 2 2478.00 67.55 ------ ------ -- -- -- -- -- -- -- Average

Mode	37	
	Band Edge	
	2400-2483.5_Bluetooth-QHS FHSS_CH38_2478MHz	
ANT	5	
Pol.	Vertical	Fundamental
Peak	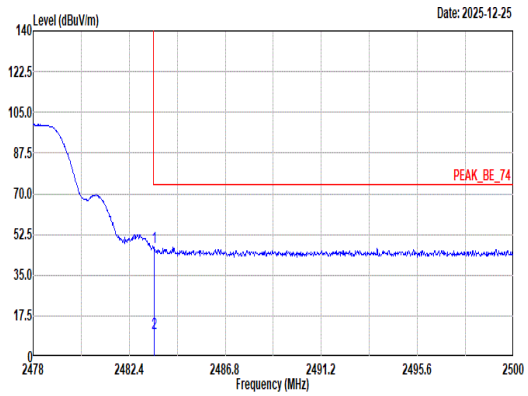 Site : 03CH07-HY Condition: PEAK_BE_74 3m HF_ANT_00075962 VERTICAL : RBW:1000.000kHz VBW:3000.000kHz SWT:Auto Freq Level Limit Line Margin Read Level Ant Factor Cable Loss Preamp Factor Aux Factor APos TPos Remark MHz dBuV/m dBuV/m dB dBuV dB/m dB dB dB cm deg 1 2483.54 46.95 74.00 -27.05 40.37 32.74 8.52 34.68 0.00 389 42 Peak 2 2483.54 10.12 54.00 -43.88 -- -- -- -- -- -- -- AVERAGE	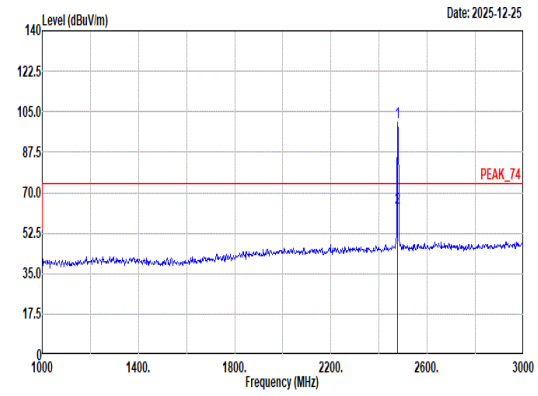 Site : 03CH07-HY Condition: PEAK_74 3m HF_ANT_00075962 VERTICAL : RBW:1000.000kHz VBW:3000.000kHz SWT:Auto Freq Level Limit Line Margin Read Level Ant Factor Cable Loss Preamp Factor Aux Factor APos TPos Remark MHz dBuV/m dBuV/m dB dBuV dB/m dB dB dB cm deg 1 2478.00 100.31 ------ ------ 93.78 32.70 8.51 34.68 0.00 389 42 Peak 2 2478.00 63.48 ------ ------ -- -- -- -- -- -- -- Average

Mode	37	
	Harmonic	
	2400-2483.5_Bluetooth-QHS FHSS_CH38_2478MHz	
ANT	5	
Pol.	Horizontal	Vertical
Peak Avg	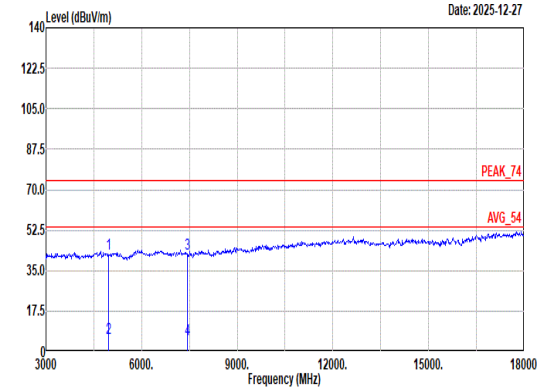 Site : 03CH07-HY Condition: PEAK_74 3m HF_ANT_00075962 HORIZONTAL Freq Level Limit Line Margin Read Level Ant Factor Cable Loss Preamp Factor Aux Factor APos TPos Remark MHz dBuV/m dBuV/m dB dBuV dB/m dB dB dB cm deg 1 4956.00 42.38 74.00 -31.62 52.89 34.52 12.13 58.09 0.93 -- -- Peak 2 4956.00 5.55 54.00 -48.45 -- -- -- -- -- -- -- Average 3 7434.00 42.27 74.00 -31.73 48.18 36.00 14.87 57.90 1.12 -- -- Peak 4 7434.00 5.44 54.00 -48.56 -- -- -- -- -- -- -- Average	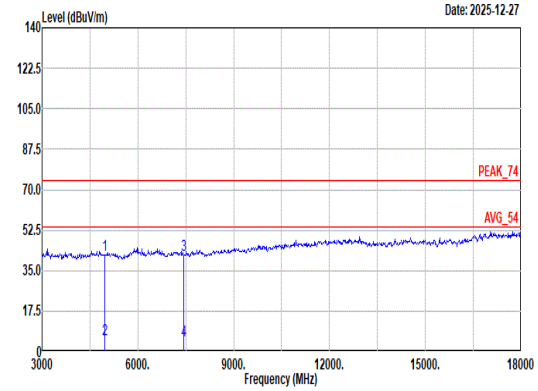 Site : 03CH07-HY Condition: PEAK_74 3m HF_ANT_00075962 VERTICAL Freq Level Limit Line Margin Read Level Ant Factor Cable Loss Preamp Factor Aux Factor APos TPos Remark MHz dBuV/m dBuV/m dB dBuV dB/m dB dB dB cm deg 1 4956.00 41.95 74.00 -32.05 52.46 34.52 12.13 58.09 0.93 -- -- Peak 2 4956.00 5.12 54.00 -48.88 -- -- -- -- -- -- -- Average 3 7434.00 41.80 74.00 -32.20 47.71 36.00 14.87 57.90 1.12 -- -- Peak 4 7434.00 4.97 54.00 -49.03 -- -- -- -- -- -- -- Average

Mode	37	
	Harmonic	
	2400-2483.5_Bluetooth-QHS FHSS_CH38_2478MHz	
ANT	5	
Pol.	Horizontal	Vertical
14.47G ~14.5G Avg	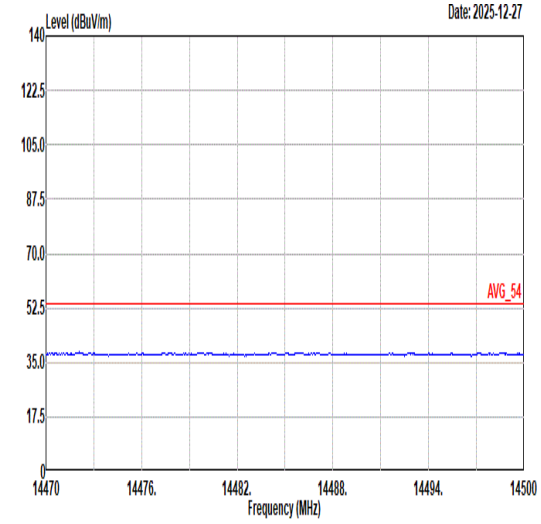 Site : 03CH07-HY Condition: AVG_54 3m HF_ANT_00075962 HORIZONTAL	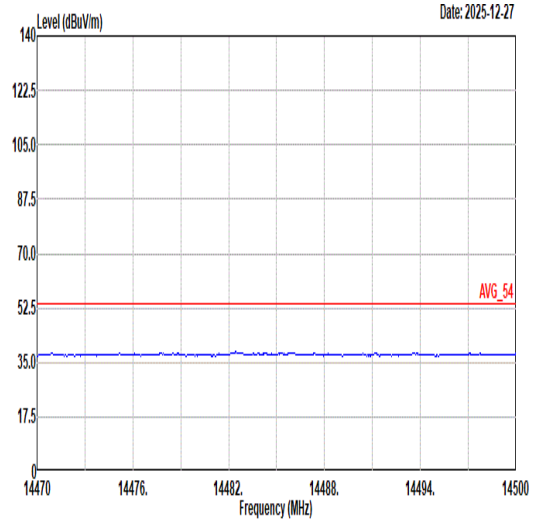 Site : 03CH07-HY Condition: AVG_54 3m HF_ANT_00075962 VERTICAL
17.7G ~18G Avg	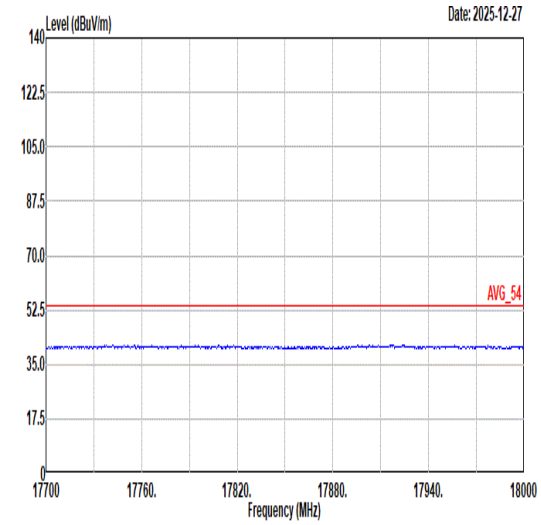 Site : 03CH07-HY Condition: AVG_54 3m HF_ANT_00075962 HORIZONTAL	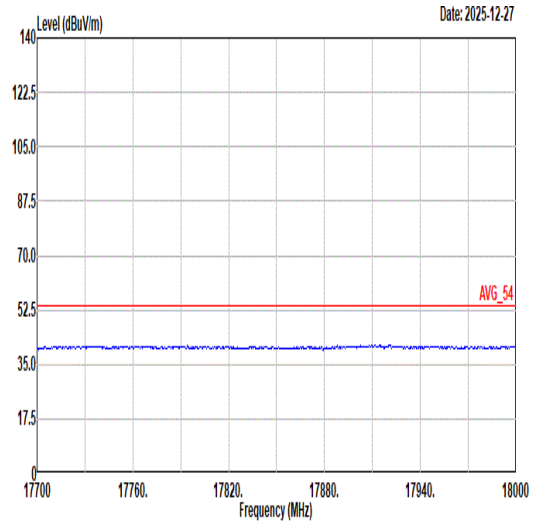 Site : 03CH07-HY Condition: AVG_54 3m HF_ANT_00075962 VERTICAL

Mode	77
	LF
	2400-2483.5_Bluetooth-QHS FHSS_CH38_2478MHz
ANT	5

Pol.	Horizontal	Vertical
QP/ Peak		

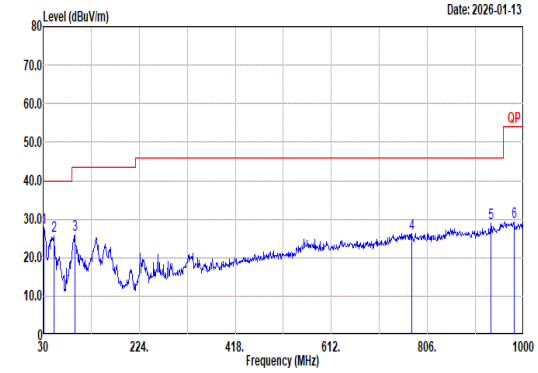

Site : 03CH07-HY
Condition: QP 3m Bilog_35419 HORIZONTAL

	Freq	Level	Limit Line	Margin	Read Level	Ant Factor	Cable Loss	Preamp Factor	Aux Factor	APos	TPos	Remark
	MHz	dBuV/m	dBuV/m	dB	dBuV	dB/m	dB	dB	dB	cm	deg	
1	30.97	27.84	40.00	-12.16	33.15	23.64	1.04	29.99	0.00	--	--	PEAK
2	51.34	25.77	40.00	-14.23	40.62	13.85	1.30	30.00	0.00	--	--	PEAK
3	94.02	26.08	43.50	-17.42	39.09	15.20	1.75	29.96	0.00	--	--	PEAK
4	773.99	26.33	46.00	-19.67	22.80	28.27	4.79	29.53	0.00	--	--	PEAK
5	934.04	28.97	46.00	-17.03	22.79	29.79	5.26	28.87	0.00	--	--	PEAK
6	980.60	29.43	54.00	-24.57	21.78	30.78	5.43	28.56	0.00	--	--	PEAK

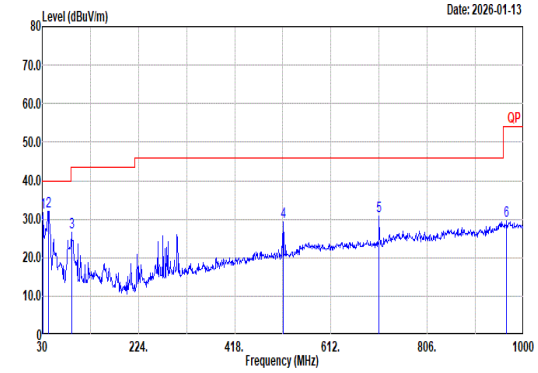

Site : 03CH07-HY
Condition: QP 3m Bilog_35419 VERTICAL

	Freq	Level	Limit Line	Margin	Read Level	Ant Factor	Cable Loss	Preamp Factor	Aux Factor	APos	TPos	Remark
	MHz	dBuV/m	dBuV/m	dB	dBuV	dB/m	dB	dB	dB	cm	deg	
1	30.97	31.59	40.00	-8.41	36.90	23.64	1.04	29.99	0.00	--	--	PEAK
2	42.61	32.13	40.00	-7.87	42.75	18.21	1.20	30.03	0.00	--	--	PEAK
3	89.17	26.56	43.50	-16.94	40.11	14.70	1.69	29.94	0.00	--	--	PEAK
4	515.97	29.26	46.00	-16.74	31.28	23.93	3.93	29.88	0.00	--	--	PEAK
5	709.00	30.93	46.00	-15.07	29.38	26.61	4.55	29.61	0.00	--	--	PEAK
6	966.05	29.59	54.00	-24.41	21.81	31.06	5.38	28.66	0.00	--	--	PEAK

Mode	78	
	SHF	
	2400-2483.5_Bluetooth-QHS FHSS_CH38_2478MHz	
ANT	5	
Pol.	Horizontal	Vertical
Peak	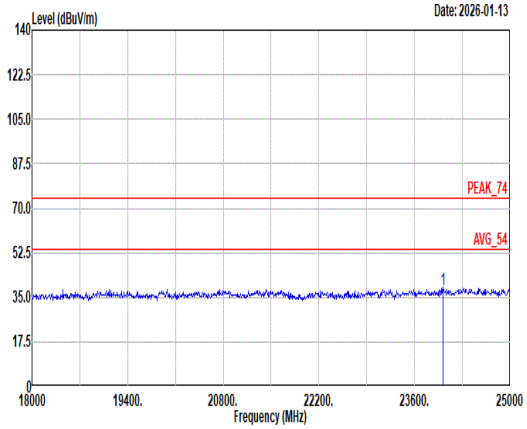 Site : 03CH07-HY Condition: PEAK_74 1m SHF-EHF_9170991 HORIZONTAL Freq Level Limit Line Margin Read Level Ant Factor Cable Loss Preamp Factor Aux Factor APos TPos Remark MHz dBuV/m dBuV/m dB dBuV dB/m dB dB dB cm deg 1 24012.60 37.84 74.00 -36.16 48.33 38.70 18.24 57.89 -9.54 -- -- PEAK	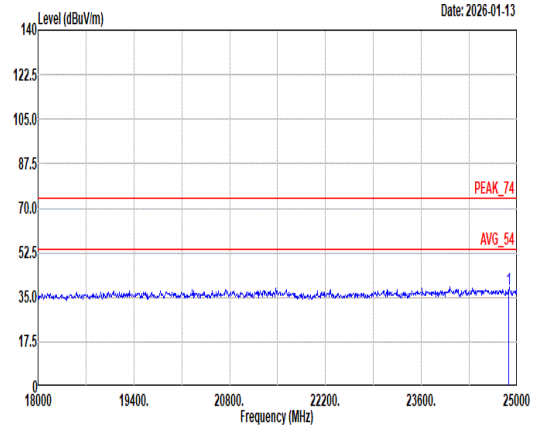 Site : 03CH07-HY Condition: PEAK_74 1m SHF-EHF_9170991 VERTICAL Freq Level Limit Line Margin Read Level Ant Factor Cable Loss Preamp Factor Aux Factor APos TPos Remark MHz dBuV/m dBuV/m dB dBuV dB/m dB dB dB cm deg 1 24879.49 38.28 74.00 -35.72 47.26 39.26 18.70 57.40 -9.54 -- -- PEAK

Mode	52	
	Band Edge	
	2400-2483.5_Bluetooth-QHS FHSS _CH01_2404MHz	
ANT	8	
Pol.	Horizontal	Fundamental
Peak	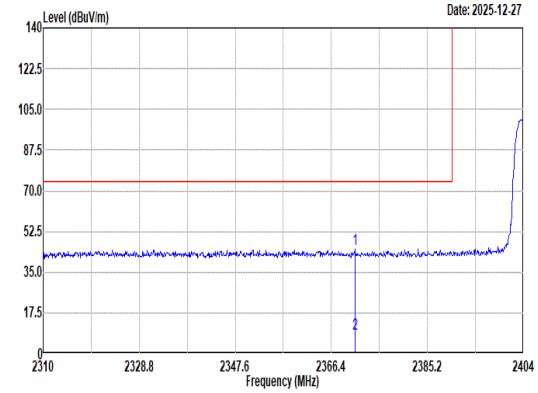 Site : 03CH07-HY Condition: PEAK_BE_74 3m HF_ANT_00075962 HORIZONTAL : RBW:1000.000kHz VBW:3000.000kHz SWT:Auto Limit Read Ant Cable Preamp Aux APos TPos Freq Level Line Margin Level Factor Loss Factor Factor Remark MHz dBuV/m dBuV/m dB dBuV dB/m dB dB dB cm deg 1 2371.01 45.16 74.00 -28.84 39.39 32.10 8.33 34.66 0.00 167 0 Peak 2 2371.01 8.33 54.00 -45.67 -- -- -- -- -- -- -- AVERAGE	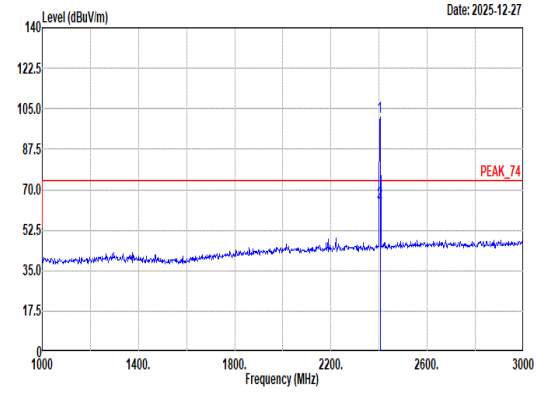 Site : 03CH07-HY Condition: PEAK_74 3m HF_ANT_00075962 HORIZONTAL : RBW:1000.000kHz VBW:3000.000kHz SWT:Auto Limit Read Ant Cable Preamp Aux APos TPos Freq Level Line Margin Level Factor Loss Factor Factor Remark MHz dBuV/m dBuV/m dB dBuV dB/m dB dB dB cm deg 1 2404.00 101.25 ------ ------ 95.39 32.14 8.39 34.67 0.00 167 0 Peak 2 2404.00 64.42 ------ ------ -- -- -- -- -- -- -- Average

Mode	52	
	Band Edge	
	2400-2483.5_Bluetooth-QHS FHSS _CH01_2404MHz	
ANT	8	
Pol.	Vertical	Fundamental
Peak	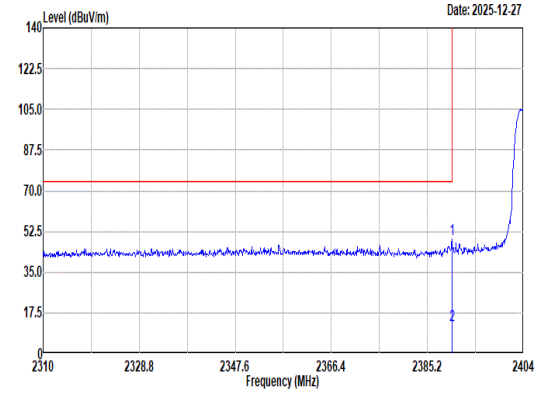 Site : 03CH07-HY Condition: PEAK_BE_74 3m HF_ANT_00075962 VERTICAL : RBW:1000.000kHz VBW:3000.000kHz SWT:Auto Freq Level Limit Line Margin Read Level Ant Factor Cable Loss Preamp Factor Aux Factor APos TPos Remark MHz dBuV/m dBuV/m dB dBuV dB/m dB dB dB cm deg 1 2389.99 49.02 74.00 -24.98 43.23 32.10 8.36 34.67 0.00 298 342 Peak 2 2389.99 12.19 54.00 -41.81 -- -- -- -- -- -- -- AVERAGE	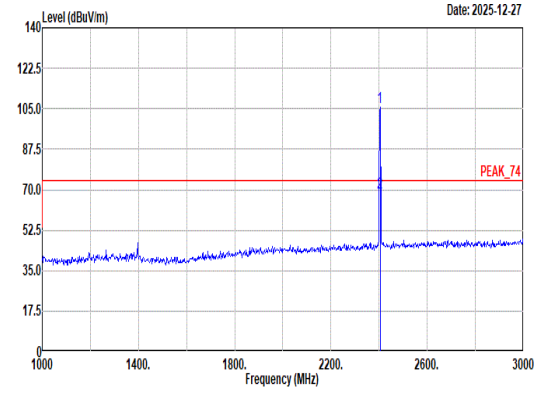 Site : 03CH07-HY Condition: PEAK_74 3m HF_ANT_00075962 VERTICAL : RBW:1000.000kHz VBW:3000.000kHz SWT:Auto Freq Level Limit Line Margin Read Level Ant Factor Cable Loss Preamp Factor Aux Factor APos TPos Remark MHz dBuV/m dBuV/m dB dBuV dB/m dB dB dB cm deg 1 2404.00 105.71 ------ ------ 99.85 32.14 8.39 34.67 0.00 298 342 Peak 2 2404.00 68.88 ------ ------ -- -- -- -- -- -- -- Average

Mode	52	
	Harmonic	
	2400-2483.5_Bluetooth-QHS FHSS _CH01_2404MHz	
ANT	8	
Pol.	Horizontal	Vertical
Peak Avg	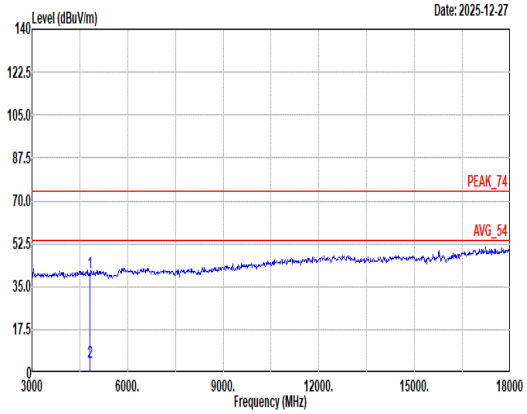 Site : 03CH07-HY Condition: PEAK_74 3m HF_ANT_00075962 HORIZONTAL Freq Level Limit Line Margin Read Level Ant Factor Cable Loss Preamp Factor Aux Factor APos TPos Remark MHz dBuV/m dBuV/m dB dBuV dB/m dB dB dB cm deg 1 4808.00 40.90 74.00 -33.10 51.82 34.50 11.93 58.40 1.05 -- -- Peak 2 4808.00 4.07 54.00 -49.93 -- -- -- -- -- -- -- Average	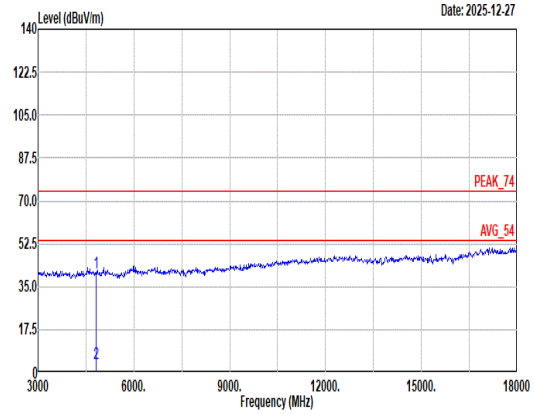 Site : 03CH07-HY Condition: PEAK_74 3m HF_ANT_00075962 VERTICAL Freq Level Limit Line Margin Read Level Ant Factor Cable Loss Preamp Factor Aux Factor APos TPos Remark MHz dBuV/m dBuV/m dB dBuV dB/m dB dB dB cm deg 1 4808.00 40.59 74.00 -33.41 51.51 34.50 11.93 58.40 1.05 -- -- Peak 2 4808.00 3.76 54.00 -50.24 -- -- -- -- -- -- -- Average

Mode	52	
	Harmonic	
	2400-2483.5_Bluetooth-QHS FHSS _CH01_2404MHz	
ANT	8	
Pol.	Horizontal	Vertical
14.47G ~14.5G Avg	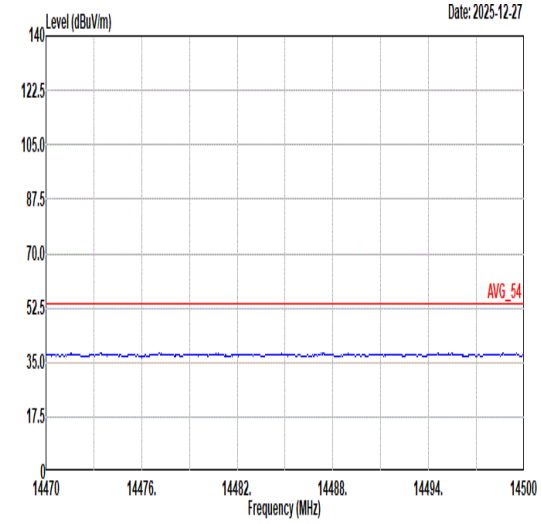 Site : 03CH07-HY Condition: AVG_54 3m HF_ANT_00075962 HORIZONTAL	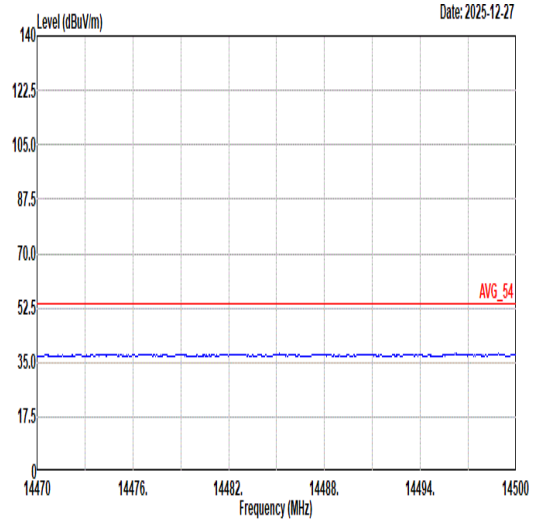 Site : 03CH07-HY Condition: AVG_54 3m HF_ANT_00075962 VERTICAL
17.7G ~18G Avg	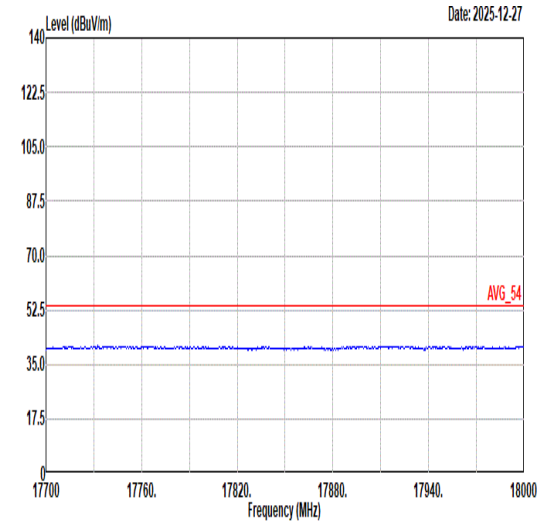 Site : 03CH07-HY Condition: AVG_54 3m HF_ANT_00075962 HORIZONTAL	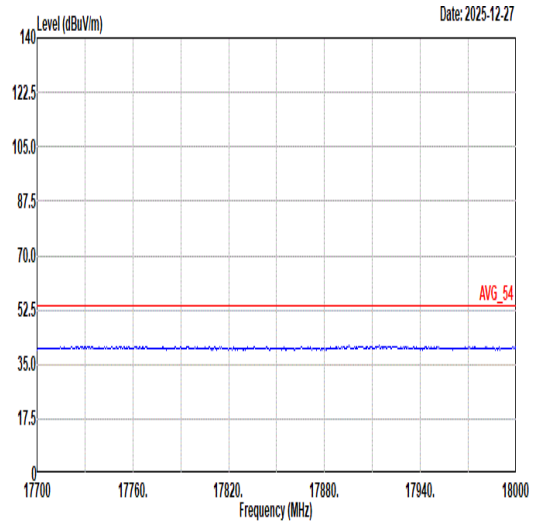 Site : 03CH07-HY Condition: AVG_54 3m HF_ANT_00075962 VERTICAL

Mode	53	
	Band Edge - L	
	2400-2483.5_Bluetooth-QHS FHSS _CH19_2440MHz	
ANT	8	
Pol.	Horizontal	Fundamental
Peak	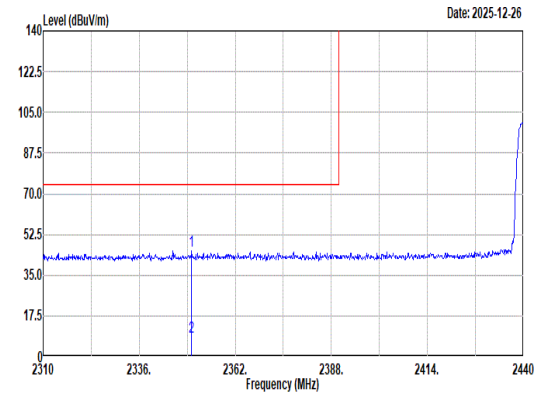 Site : 03CH07-HY Condition: PEAK_BE_74 3m HF_ANT_00075962 HORIZONTAL : RBW:1000.000kHz VBW:3000.000kHz SWT:Auto Freq Level Limit Line Margin Read Level Ant Factor Cable Loss Preamp Factor Aux Factor APos TPos Remark MHz dBuV/m dBuV/m dB dBuV dB/m dB dB dB cm deg 1 2350.17 45.23 74.00 -28.77 39.50 32.10 8.29 34.66 0.00 103 317 Peak 2 2350.17 8.40 54.00 -45.60 -- -- -- -- -- -- -- AVERAGE	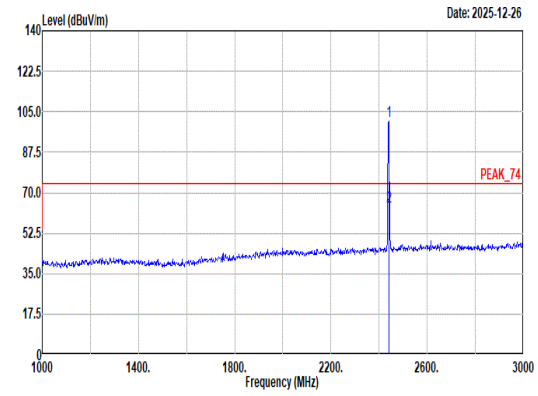 Site : 03CH07-HY Condition: PEAK_74 3m HF_ANT_00075962 HORIZONTAL : RBW:1000.000kHz VBW:3000.000kHz SWT:Auto Freq Level Limit Line Margin Read Level Ant Factor Cable Loss Preamp Factor Aux Factor APos TPos Remark MHz dBuV/m dBuV/m dB dBuV dB/m dB dB dB cm deg 1 2440.00 100.78 ------ ------ 94.60 32.40 8.45 34.67 0.00 103 317 Peak 2 2440.00 63.95 ------ ------ -- -- -- -- -- -- -- Average

Mode	53	
	Band Edge - R	
	2400-2483.5_Bluetooth-QHS FHSS _CH19_2440MHz	
ANT	8	
Pol.	Horizontal	Fundamental
Peak	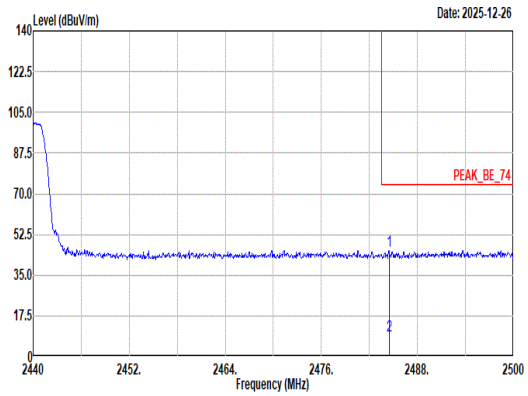 Site : 03CH07-HY Condition: PEAK_BE_74 3m HF_ANT_00075962 HORIZONTAL : RBW:1000.000kHz VBW:3000.000kHz SWT:Auto Freq Level Limit Line Margin Read Level Ant Factor Cable Loss Preamp Factor Aux Factor APos TPos Remark MHz dBuV/m dBuV/m dB dBuV dB/m dB dB dB cm deg 1 2484.46 45.59 74.00 -28.41 39.01 32.74 8.52 34.68 0.00 103 317 Peak 2 2484.46 8.76 54.00 -45.24 -- -- -- -- -- -- -- AVERAGE	Blank

Mode	53	
	Band Edge - L	
	2400-2483.5_Bluetooth-QHS FHSS _CH19_2440MHz	
ANT	8	
Pol.	Vertical	Fundamental
Peak	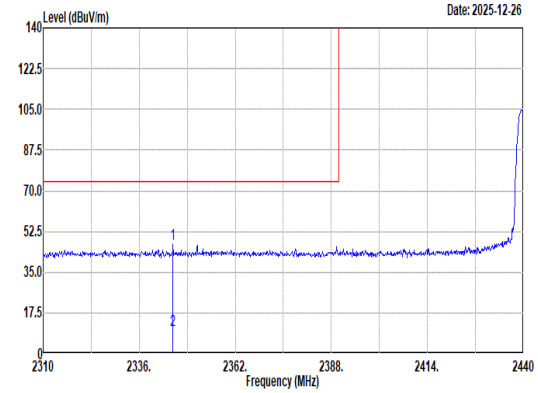 Site : 03CH07-HY Condition: PEAK_BE_74 3m HF_ANT_00075962 VERTICAL : RBW:1000.000kHz VBW:3000.000kHz SWT:Auto Freq Level Limit Line Margin Read Level Ant Factor Cable Loss Preamp Factor Aux Factor APos TPos Remark MHz dBuV/m dBuV/m dB dBuV dB/m dB dB dB cm deg 1 2345.10 46.80 74.00 -27.20 41.08 32.10 8.28 34.66 0.00 333 0 Peak 2 2345.10 9.97 54.00 -44.03 -- -- -- -- -- -- -- AVERAGE	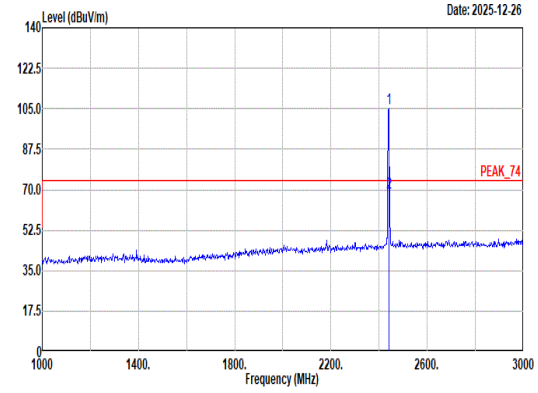 Site : 03CH07-HY Condition: PEAK_74 3m HF_ANT_00075962 VERTICAL : RBW:1000.000kHz VBW:3000.000kHz SWT:Auto Freq Level Limit Line Margin Read Level Ant Factor Cable Loss Preamp Factor Aux Factor APos TPos Remark MHz dBuV/m dBuV/m dB dBuV dB/m dB dB dB cm deg 1 2440.00 105.28 ------ ------ 99.10 32.40 8.45 34.67 0.00 333 0 Peak 2 2440.00 68.45 ------ ------ -- -- -- -- -- -- -- Average

Mode	53	
	Band Edge - R	
	2400-2483.5_Bluetooth-QHS FHSS _CH19_2440MHz	
ANT	8	
Pol.	Vertical	Fundamental
Peak	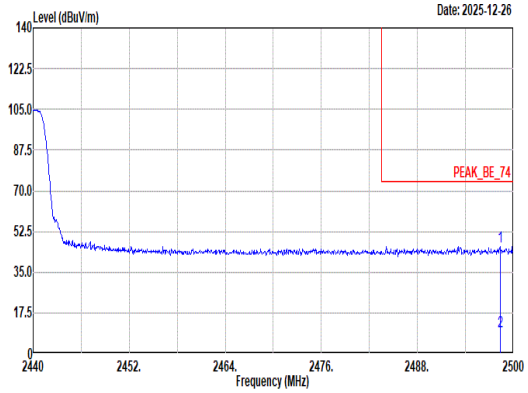 Site : 03CH07-HY Condition: PEAK_BE_74 3m HF_ANT_00075962 VERTICAL : RBW:1000.000kHz VBW:3000.000kHz SWT:Auto Freq Level Limit Line Margin Read Level Ant Factor Cable Loss Preamp Factor Aux Factor APos TPos Remark MHz dBuV/m dBuV/m dB dBuV dB/m dB dB dB cm deg 1 2498.32 46.12 74.00 -27.88 39.38 32.88 8.54 34.68 0.00 333 0 Peak 2 2498.32 9.29 54.00 -44.71 -- -- -- -- -- -- -- AVERAGE	Blank

Mode	53	
	Harmonic	
	2400-2483.5_Bluetooth-QHS FHSS _CH19_2440MHz	
ANT	8	
Pol.	Horizontal	Vertical
Peak Avg	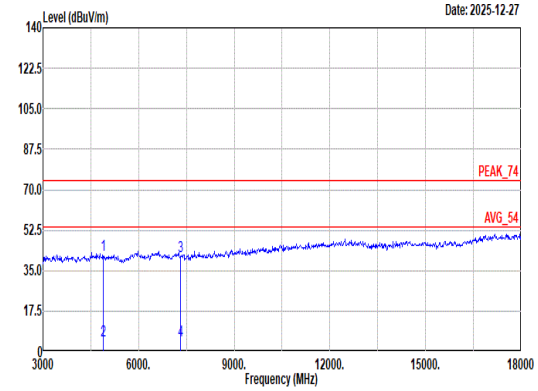 Site : 03CH07-HY Condition: PEAK_74 3m HF_ANT_00075962 HORIZONTAL Freq Level Limit Line Margin Read Level Ant Factor Cable Loss Preamp Factor Aux Factor APos TPos Remark MHz dBuV/m dBuV/m dB dBuV dB/m dB dB dB cm deg 1 4880.00 41.68 74.00 -32.32 52.47 34.44 12.03 58.25 0.99 -- -- Peak 2 4880.00 4.85 54.00 -49.15 -- -- -- -- -- -- -- Average 3 7320.00 41.43 74.00 -32.57 47.27 36.00 14.70 57.70 1.16 -- -- Peak 4 7320.00 4.60 54.00 -49.40 -- -- -- -- -- -- -- Average	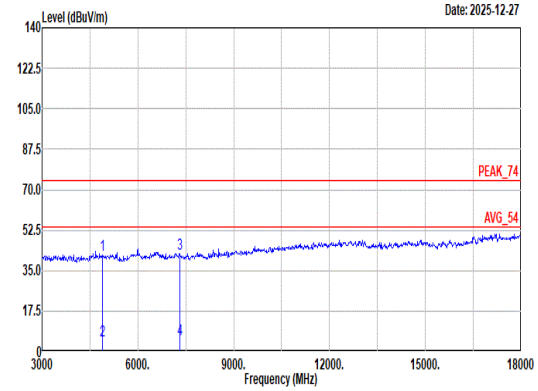 Site : 03CH07-HY Condition: PEAK_74 3m HF_ANT_00075962 VERTICAL Freq Level Limit Line Margin Read Level Ant Factor Cable Loss Preamp Factor Aux Factor APos TPos Remark MHz dBuV/m dBuV/m dB dBuV dB/m dB dB dB cm deg 1 4880.00 41.55 74.00 -32.45 52.34 34.44 12.03 58.25 0.99 -- -- Peak 2 4880.00 4.72 54.00 -49.28 -- -- -- -- -- -- -- Average 3 7320.00 42.01 74.00 -31.99 47.85 36.00 14.70 57.70 1.16 -- -- Peak 4 7320.00 5.18 54.00 -48.82 -- -- -- -- -- -- -- Average

Mode	53	
	Harmonic	
	2400-2483.5_Bluetooth-QHS FHSS _CH19_2440MHz	
ANT	8	
Pol.	Horizontal	Vertical
14.47G ~14.5G Avg	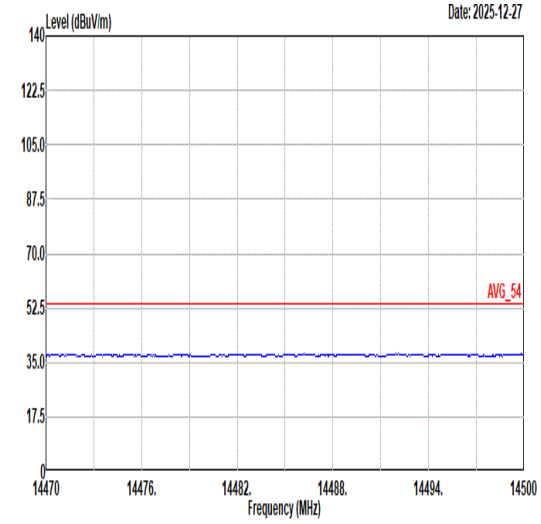 Site : 03CH07-HY Condition: AVG_54 3m HF_ANT_00075962 HORIZONTAL	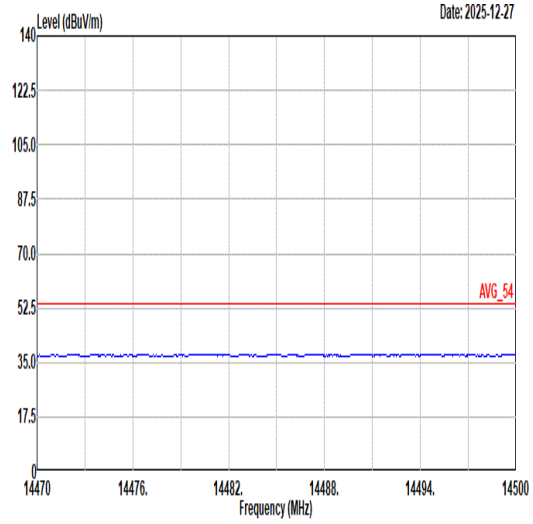 Site : 03CH07-HY Condition: AVG_54 3m HF_ANT_00075962 VERTICAL
17.7G ~18G Avg	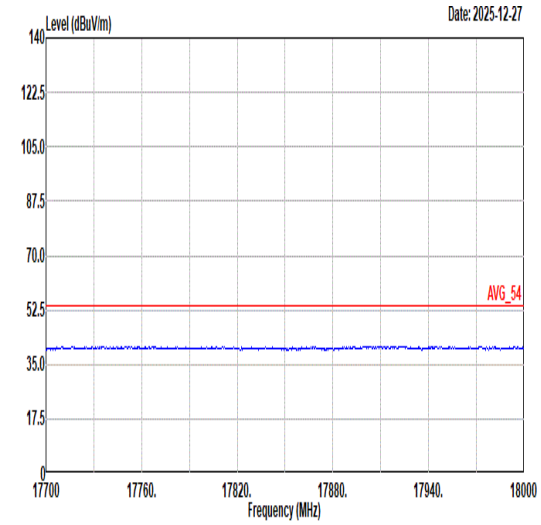 Site : 03CH07-HY Condition: AVG_54 3m HF_ANT_00075962 HORIZONTAL	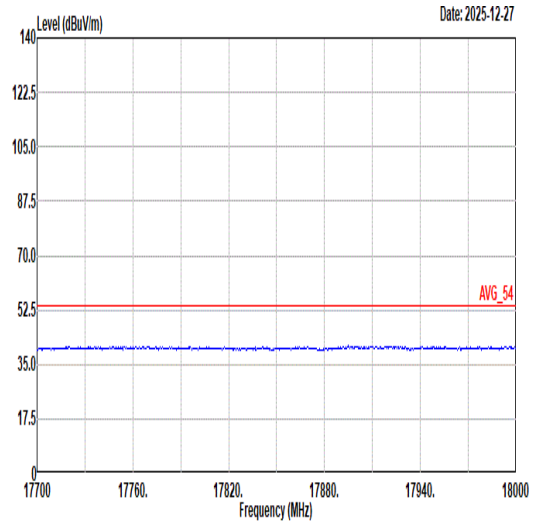 Site : 03CH07-HY Condition: AVG_54 3m HF_ANT_00075962 VERTICAL

Mode	54	
	Band Edge	
	2400-2483.5_Bluetooth-QHS FHSS_CH38_2478MHz	
ANT	8	
Pol.	Horizontal	Fundamental
Peak	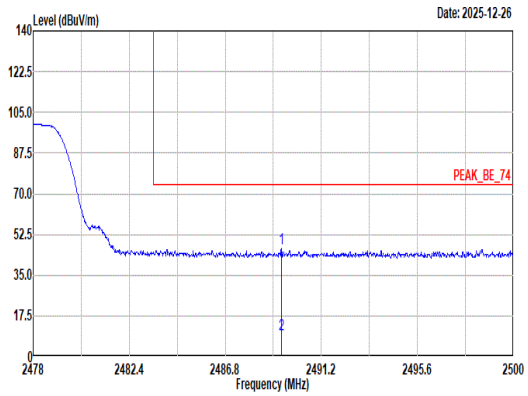 Site : 03CH07-HY Condition: PEAK_BE_74 3m HF_ANT_00075962 HORIZONTAL : RBW:1000.000kHz VBW:3000.000kHz SWT:Auto Freq Level Limit Line Margin Read Level Ant Factor Cable Loss Preamp Factor Aux Factor APos TPos Remark MHz dBuV/m dBuV/m dB dBuV dB/m dB dB dB cm deg 1 2489.37 46.55 74.00 -27.45 39.91 32.79 8.53 34.68 0.00 204 26 Peak 2 2489.37 9.72 54.00 -44.28 -- -- -- -- -- -- -- AVERAGE	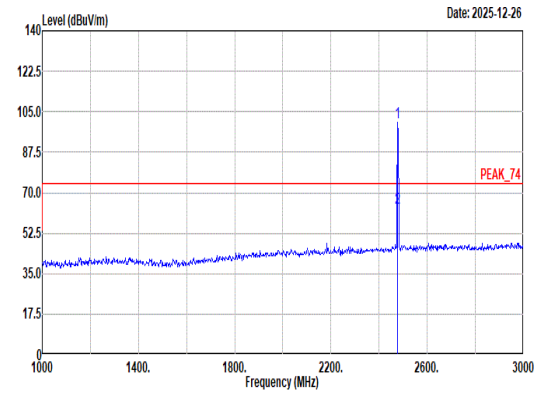 Site : 03CH07-HY Condition: PEAK_74 3m HF_ANT_00075962 HORIZONTAL : RBW:1000.000kHz VBW:3000.000kHz SWT:Auto Freq Level Limit Line Margin Read Level Ant Factor Cable Loss Preamp Factor Aux Factor APos TPos Remark MHz dBuV/m dBuV/m dB dBuV dB/m dB dB dB cm deg 1 2478.00 100.48 ------ ------ 93.95 32.70 8.51 34.68 0.00 204 26 Peak 2 2478.00 63.65 ------ ------ -- -- -- -- -- -- -- Average

Mode	54	
	Band Edge	
	2400-2483.5_Bluetooth-QHS FHSS_CH38_2478MHz	
ANT	8	
Pol.	Vertical	Fundamental
Peak	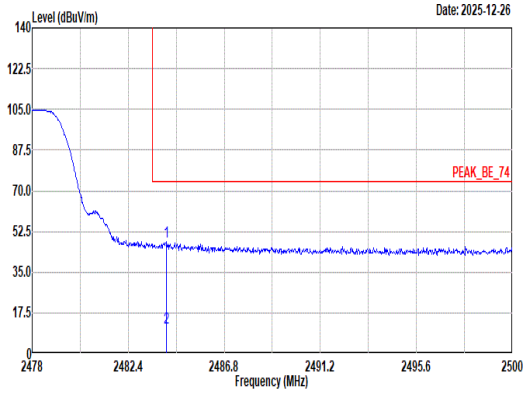 Site : 03CH07-HY Condition: PEAK_BE_74 3m HF_ANT_00075962 VERTICAL : RBW:1000.000kHz VBW:3000.000kHz SWT:Auto Freq Level Limit Line Margin Read Level Ant Factor Cable Loss Preamp Factor Aux Factor APos TPos Remark MHz dBuV/m dBuV/m dB dBuV dB/m dB dB dB cm deg 1 2484.14 47.92 74.00 -26.08 41.34 32.74 8.52 34.68 0.00 362 21 Peak 2 2484.14 11.09 54.00 -42.91 -- -- -- -- -- -- -- AVERAGE	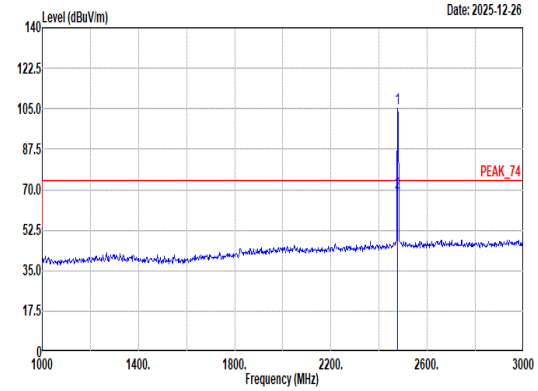 Site : 03CH07-HY Condition: PEAK_74 3m HF_ANT_00075962 VERTICAL : RBW:1000.000kHz VBW:3000.000kHz SWT:Auto Freq Level Limit Line Margin Read Level Ant Factor Cable Loss Preamp Factor Aux Factor APos TPos Remark MHz dBuV/m dBuV/m dB dBuV dB/m dB dB dB cm deg 1 2478.00 105.39 ------ ------ 98.86 32.70 8.51 34.68 0.00 362 21 Peak 2 2478.00 68.56 ------ ------ -- -- -- -- -- -- -- Average

Mode	54	
	Harmonic	
	2400-2483.5_Bluetooth-QHS FHSS_CH38_2478MHz	
ANT	8	
Pol.	Horizontal	Vertical
Peak Avg	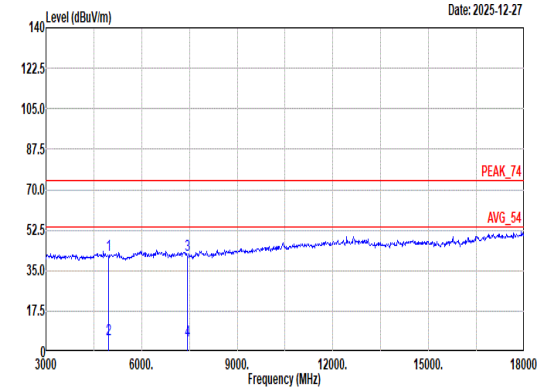 Site : 03CH07-HY Condition: PEAK_74 3m HF_ANT_00075962 HORIZONTAL Freq Level Limit Line Margin Read Level Ant Factor Cable Loss Preamp Factor Aux Factor APos TPos Remark 1 4956.00 41.91 74.00 -32.09 52.42 34.52 12.13 58.09 0.93 -- -- Peak 2 4956.00 5.08 54.00 -48.92 -- -- -- -- -- -- -- Average 3 7434.00 41.60 74.00 -32.40 47.51 36.00 14.87 57.90 1.12 -- -- Peak 4 7434.00 4.77 54.00 -49.23 -- -- -- -- -- -- -- Average	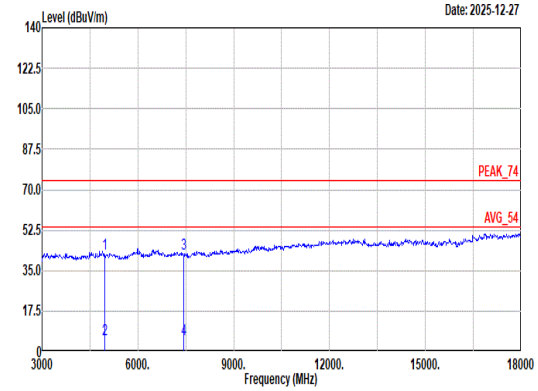 Site : 03CH07-HY Condition: PEAK_74 3m HF_ANT_00075962 VERTICAL Freq Level Limit Line Margin Read Level Ant Factor Cable Loss Preamp Factor Aux Factor APos TPos Remark 1 4956.00 42.18 74.00 -31.82 52.69 34.52 12.13 58.09 0.93 -- -- Peak 2 4956.00 5.35 54.00 -48.65 -- -- -- -- -- -- -- Average 3 7434.00 42.36 74.00 -31.64 48.27 36.00 14.87 57.90 1.12 -- -- Peak 4 7434.00 5.53 54.00 -48.47 -- -- -- -- -- -- -- Average

Mode	54	
	Harmonic	
	2400-2483.5_Bluetooth-QHS FHSS_CH38_2478MHz	
ANT	8	
Pol.	Horizontal	Vertical
14.47G ~14.5G Avg	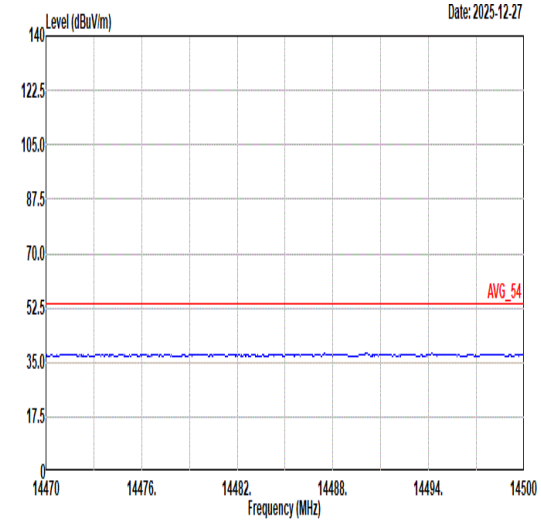 Site : 03CH07-HY Condition: AVG_54 3m HF_ANT_00075962 HORIZONTAL	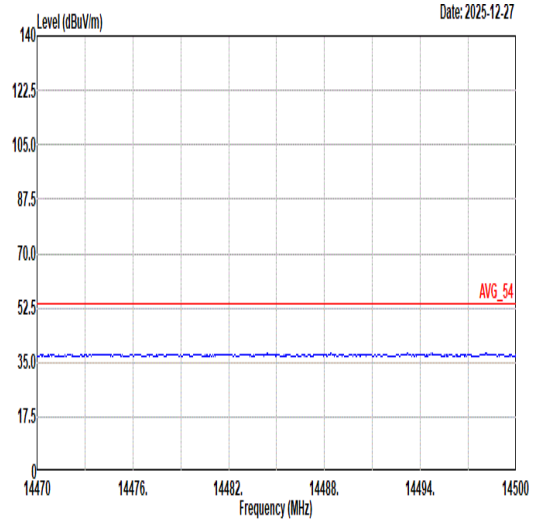 Site : 03CH07-HY Condition: AVG_54 3m HF_ANT_00075962 VERTICAL
17.7G ~18G Avg	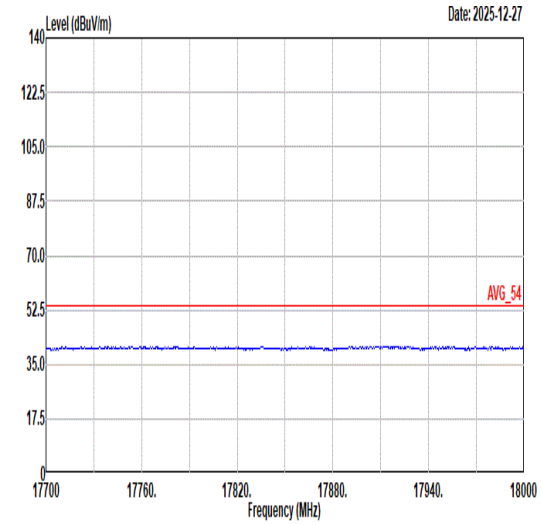 Site : 03CH07-HY Condition: AVG_54 3m HF_ANT_00075962 HORIZONTAL	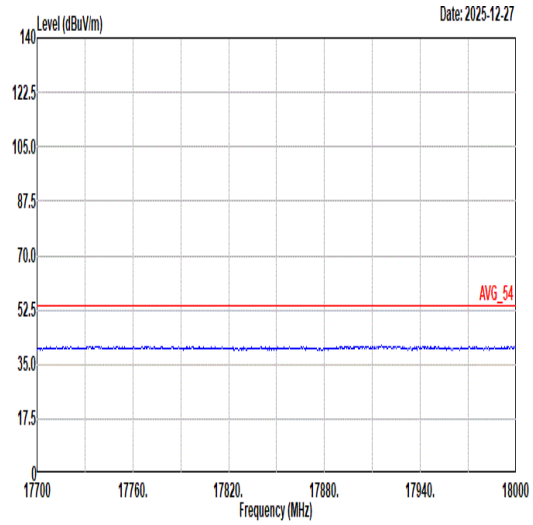 Site : 03CH07-HY Condition: AVG_54 3m HF_ANT_00075962 VERTICAL

Mode	79	
	LF	
	2400-2483.5_Bluetooth-QHS FHSS _CH01_2404MHz	
ANT	8	
Pol.	Horizontal	Vertical
QP/ Peak	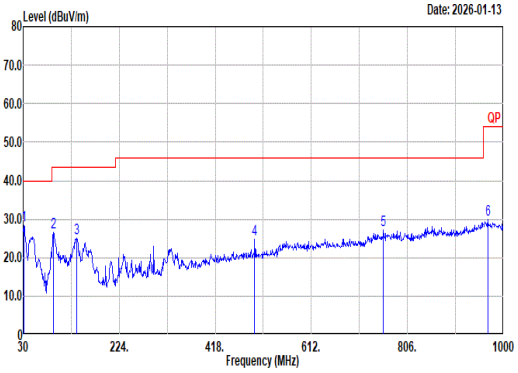	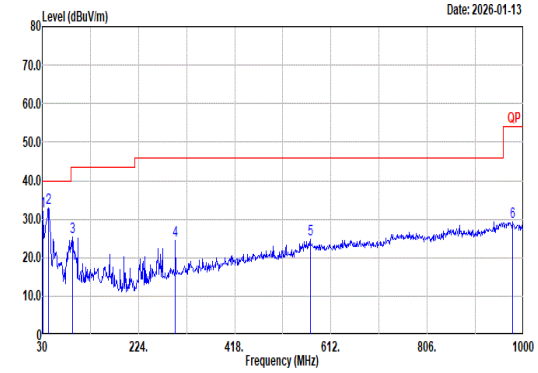

Site : 03CH07-HY
Condition: QP 3m Bilog_35419 HORIZONTAL

	Freq	Level	Limit Line	Margin	Read Level	Ant Factor	Cable Loss	Preamp Factor	Aux Factor	APos	TPos	Remark
	MHz	dBuV/m	dBuV/m	dB	dBuV	dB/m	dB	dB	dB	cm	deg	
1	31.94	28.48	40.00	-11.52	34.35	23.07	1.05	29.99	0.00	--	--	PEAK
2	91.11	26.54	43.50	-16.96	39.83	14.94	1.71	29.94	0.00	--	--	PEAK
3	137.67	25.19	43.50	-18.31	35.45	17.55	2.08	29.89	0.00	--	--	PEAK
4	497.54	24.68	46.00	-21.32	26.96	23.80	3.86	29.94	0.00	--	--	PEAK
5	757.50	27.31	46.00	-18.69	23.77	28.39	4.75	29.60	0.00	--	--	PEAK
6	967.99	29.82	54.00	-24.18	22.03	31.05	5.38	28.64	0.00	--	--	PEAK

Site : 03CH07-HY
Condition: QP 3m Bilog_35419 VERTICAL

	Freq	Level	Limit Line	Margin	Read Level	Ant Factor	Cable Loss	Preamp Factor	Aux Factor	APos	TPos	Remark
	MHz	dBuV/m	dBuV/m	dB	dBuV	dB/m	dB	dB	dB	cm	deg	
1	30.97	31.88	40.00	-8.12	37.19	23.64	1.04	29.99	0.00	--	--	PEAK
2	42.61	32.94	40.00	-7.06	43.56	18.21	1.20	30.03	0.00	--	--	PEAK
3	91.11	25.46	43.50	-18.04	38.75	14.94	1.71	29.94	0.00	--	--	PEAK
4	298.69	24.43	46.00	-21.57	31.99	19.23	3.02	29.81	0.00	--	--	PEAK
5	570.29	24.74	46.00	-21.26	24.34	26.06	4.13	29.79	0.00	--	--	PEAK
6	977.69	29.29	54.00	-24.71	21.55	30.90	5.42	28.58	0.00	--	--	PEAK

Mode	80	
	SHF	
	2400-2483.5_Bluetooth-QHS FHSS _CH01_2404MHz	
ANT	8	
Pol.	Horizontal	Vertical
Peak	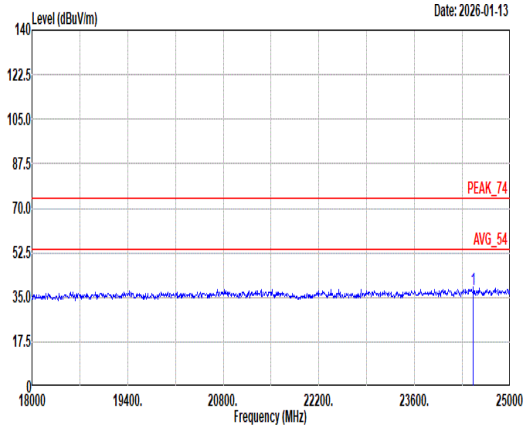 Site : 03CH07-HY Condition: PEAK_74 1m SHF-EHF_9170991 HORIZONTAL Freq Level Limit Line Margin Read Level Ant Factor Cable Loss Preamp Factor Aux Factor APos TPos Remark MHz dBuV/m dBuV/m dB dBuV dB/m dB dB dB cm deg 1 24454.97 38.16 74.00 -35.84 47.94 39.01 18.47 57.72 -9.54 -- -- PEAK	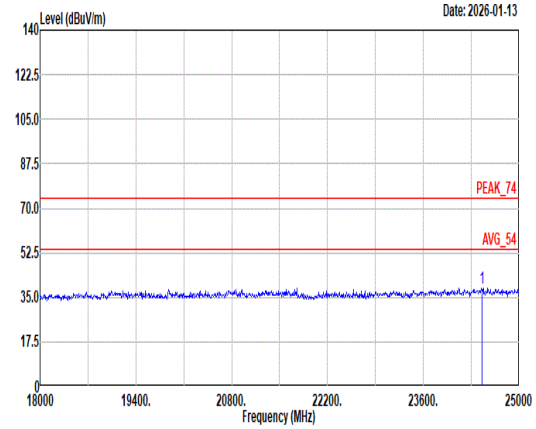 Site : 03CH07-HY Condition: PEAK_74 1m SHF-EHF_9170991 VERTICAL Freq Level Limit Line Margin Read Level Ant Factor Cable Loss Preamp Factor Aux Factor APos TPos Remark MHz dBuV/m dBuV/m dB dBuV dB/m dB dB dB cm deg 1 24453.45 38.44 74.00 -35.56 48.22 39.01 18.47 57.72 -9.54 -- -- PEAK

Appendix D. Duty Cycle Plots

<Ant. 5>

QHS -P6 on time (One Pulse) Plot on Channel 78	on time (Count Pulses) Plot on Channel 78
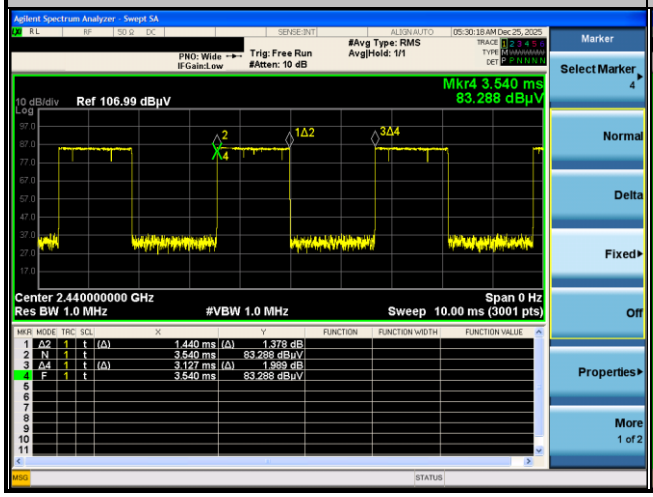	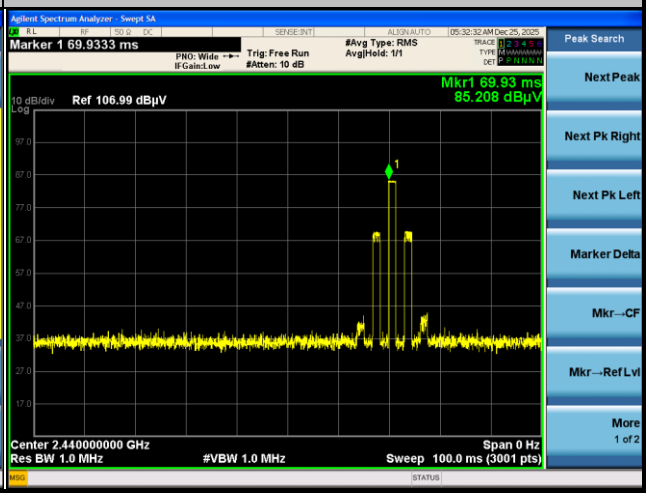

Note:

1. Worst case Duty cycle = on time/100 milliseconds = 1 * 1.44 / 100 = 1.44 %
2. Worst case Duty cycle correction factor = 20*log(Duty cycle) = -36.83 dB
3. QHS -P6 has the highest duty cycle worst case and is reported.

Duty Cycle Correction Factor Consideration for AFH mode:

Bluetooth normal hopping rate is 1600Hz and reduced to 800Hz in AFH mode; due to the reduced number of hopping frequencies, with the same packet configuration the dwell time in each channel frequency within 100msec period is longer in AFH mode than normal mode.

In AFH mode, the minimum hopping frequencies are 20, to get the longest dwell time QHS -P6 packet is observed; the on time period to have DH5 packet completing one hopping sequence is

1.44ms x 20 channels = 28.80 ms

There cannot be 1 complete hopping sequences within 100ms period, considering the random hopping behavior, maximum 1 hops can be possibly observed within the period. [100 ms / 57.8 ms] = 2 hops

Thus, the maximum possible ON time:

1.44ms x 1 = 1.44 ms

Worst case Duty Cycle Correction factor, which is derived from the maximum possible ON time,

20 x log(1.44ms/100 ms) = -36.83 dB

<Ant. 8>

QHS -P6 on time (One Pulse) Plot on Channel 39	on time (Count Pulses) Plot on Channel 39
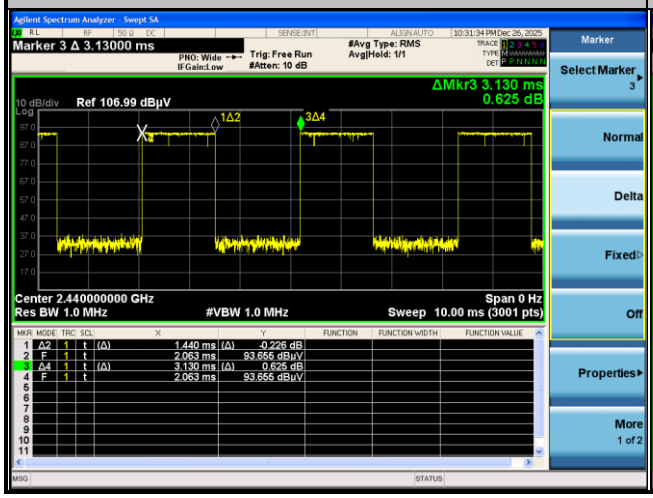	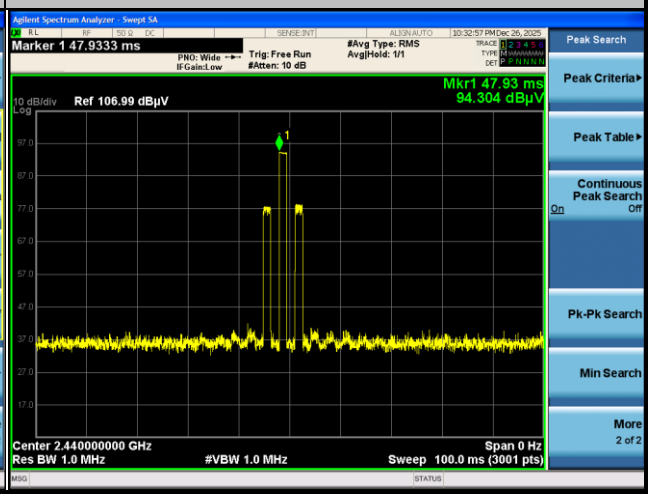

Note:

1. Worst case Duty cycle = on time/100 milliseconds = 1 * 1.44 / 100 = 1.44 %
2. Worst case Duty cycle correction factor = 20*log(Duty cycle) = -36.83 dB
3. QHS -P6 has the highest duty cycle worst case and is reported.

Duty Cycle Correction Factor Consideration for AFH mode:

Bluetooth normal hopping rate is 1600Hz and reduced to 800Hz in AFH mode; due to the reduced number of hopping frequencies, with the same packet configuration the dwell time in each channel frequency within 100msec period is longer in AFH mode than normal mode.

In AFH mode, the minimum hopping frequencies are 20, to get the longest dwell time QHS -P6 packet is observed; the on time period to have DH5 packet completing one hopping sequence is

1.44ms x 20 channels = 28.80 ms

There cannot be 1 complete hopping sequences within 100ms period, considering the random hopping behavior, maximum 1 hops can be possibly observed within the period. [100 ms / 57.8 ms] = 2 hops

Thus, the maximum possible ON time:

1.44ms x 1 = 1.44 ms

Worst case Duty Cycle Correction factor, which is derived from the maximum possible ON time,

20 x log(1.44ms/100 ms) = -36.83 dB