Test Mode :	802.11be20	Test Channel :	11

100kHz PSD reference Level	Channel 11 Plot
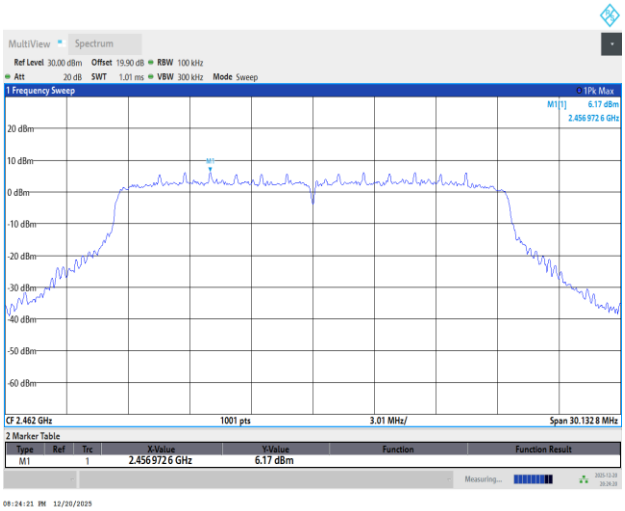	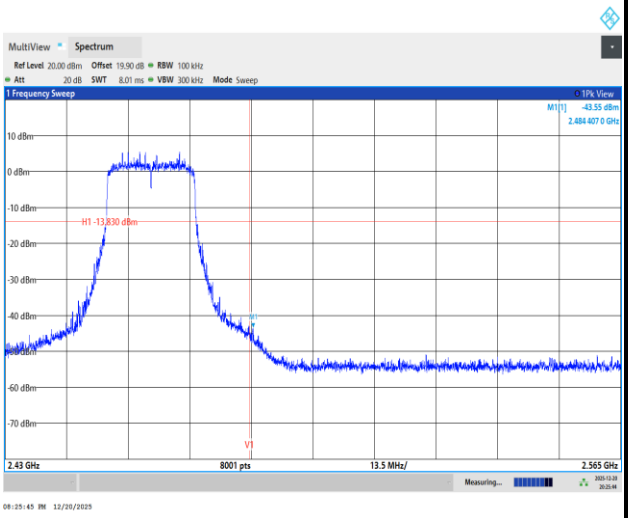
Spurious Emission 30MHz~1GHz	**Spurious Emission 1GHz~26.5GHz**
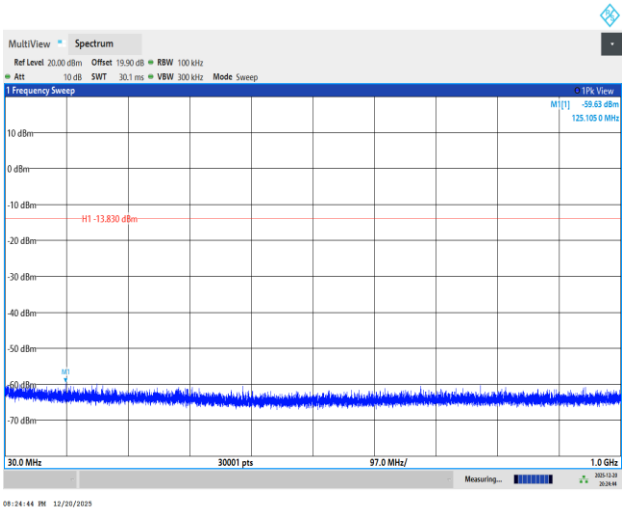	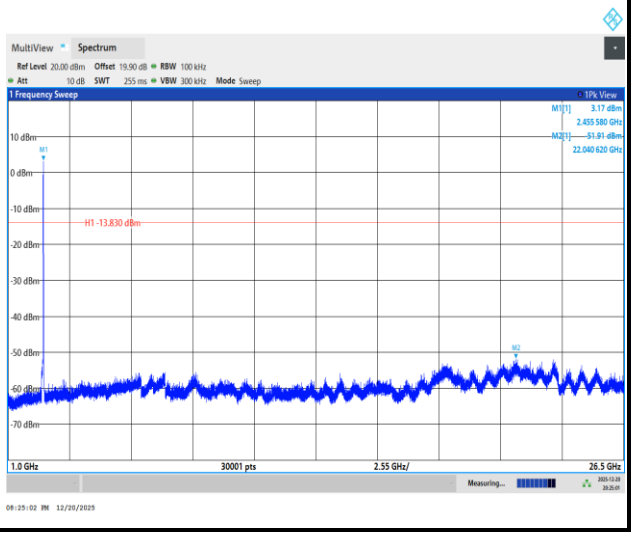

Appendix B. AC Conducted Emission Test Results

Test Engineer :	Jesse Wang, Stan Hsieh and Ken Wu	**Temperature :**	23~26℃
		Relative Humidity :	45~55%

EUT Information

Report NO :	5N1805
Test Mode :	Mode 1
Test Voltage :	120Vac/60Hz
Phase :	Line

Full Spectrum

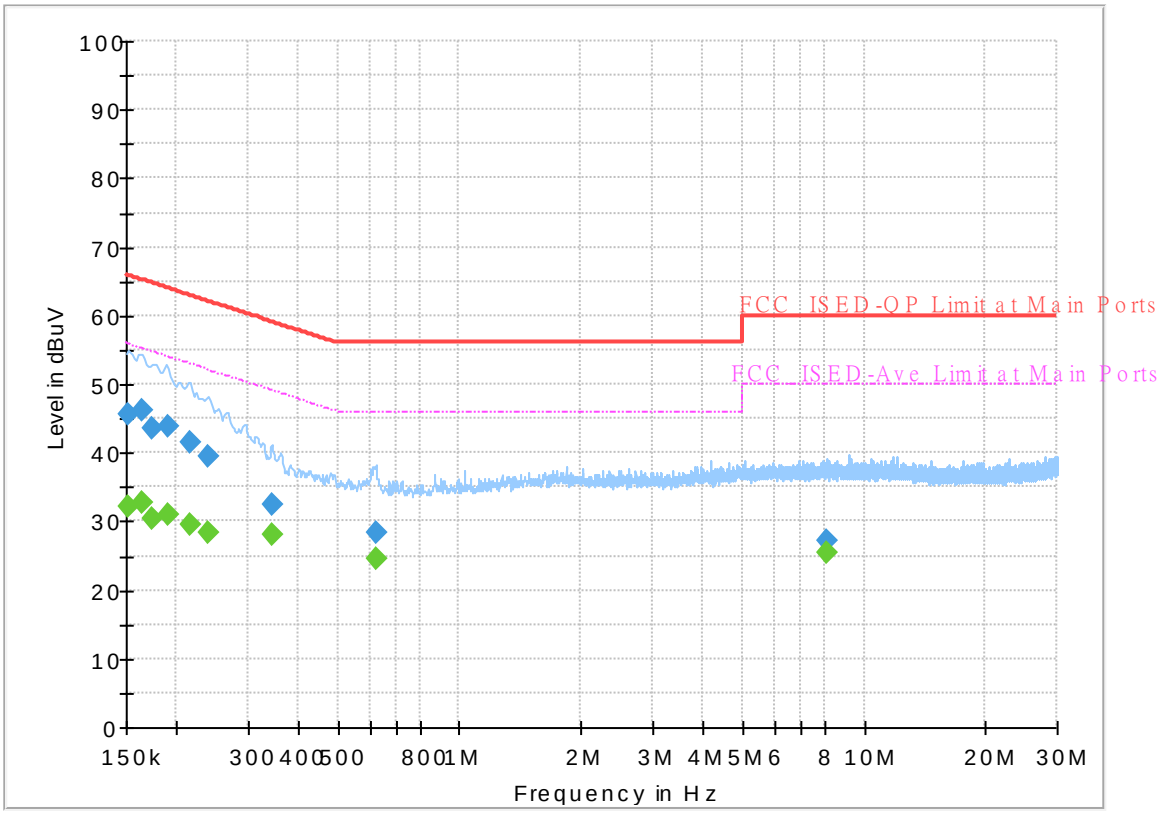

Final_Result

Frequency (MHz)	QuasiPeak (dBuV)	CAverage (dBuV)	Limit (dBuV)	Margin (dB)	Line	Filter	Corr. (dB)
0.152250	---	32.05	55.88	23.83	L1	OFF	19.8
0.152250	45.54	---	65.88	20.34	L1	OFF	19.8
0.163500	---	32.70	55.28	22.58	L1	OFF	19.8
0.163500	46.20	---	65.28	19.08	L1	OFF	19.8
0.174750	---	30.46	54.73	24.27	L1	OFF	19.8
0.174750	43.65	---	64.73	21.08	L1	OFF	19.8
0.190500	---	31.07	54.02	22.95	L1	OFF	19.8
0.190500	43.88	---	64.02	20.14	L1	OFF	19.8
0.215250	---	29.52	53.00	23.48	L1	OFF	19.8
0.215250	41.50	---	63.00	21.50	L1	OFF	19.8
0.240000	---	28.23	52.10	23.87	L1	OFF	19.8
0.240000	39.35	---	62.10	22.75	L1	OFF	19.8
0.343000	---	28.20	49.13	20.93	L1	OFF	19.8
0.343000	32.36	---	59.13	26.77	L1	OFF	19.8
0.620250	---	24.69	46.00	21.31	L1	OFF	19.8
0.620250	28.37	---	56.00	27.63	L1	OFF	19.8
8.056500	---	25.55	50.00	24.45	L1	OFF	20.4
8.056500	27.12	---	60.00	32.88	L1	OFF	20.4

EUT Information

Report NO :	5N1805
Test Mode :	Mode 1
Test Voltage :	120Vac/60Hz
Phase :	Neutral

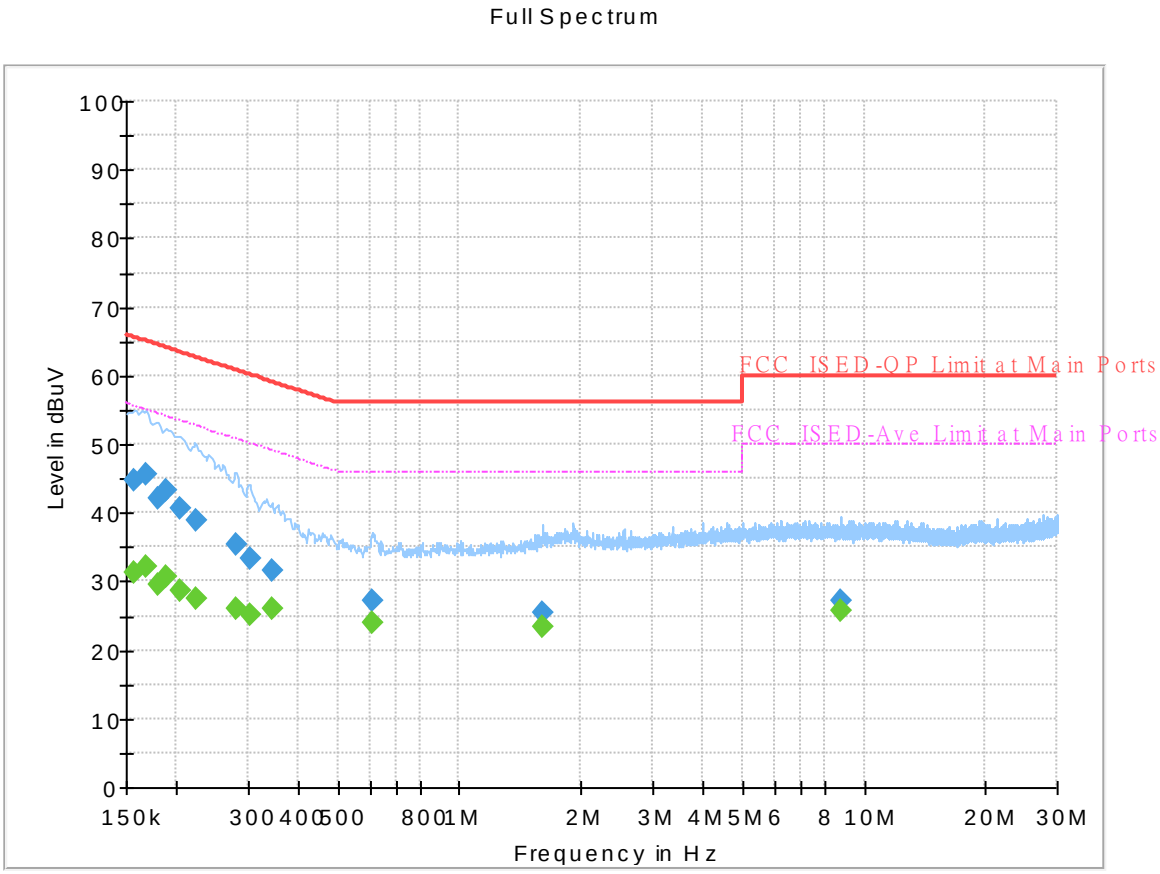

Final_Result

Frequency (MHz)	QuasiPeak (dBuV)	CAverage (dBuV)	Limit (dBuV)	Margin (dB)	Line	Filter	Corr. (dB)
0.156750	---	31.24	55.63	24.39	N	OFF	19.8
0.156750	44.67	---	65.63	20.96	N	OFF	19.8
0.168000	---	32.31	55.06	22.75	N	OFF	19.8
0.168000	45.69	---	65.06	19.37	N	OFF	19.8
0.179250	---	29.47	54.52	25.05	N	OFF	19.8
0.179250	42.21	---	64.52	22.31	N	OFF	19.8
0.188250	---	30.68	54.11	23.43	N	OFF	19.8
0.188250	43.31	---	64.11	20.80	N	OFF	19.8
0.204000	---	28.60	53.45	24.85	N	OFF	19.8
0.204000	40.77	---	63.45	22.68	N	OFF	19.8
0.224250	---	27.55	52.66	25.11	N	OFF	19.8
0.224250	38.76	---	62.66	23.90	N	OFF	19.8
0.280500	---	26.15	50.80	24.65	N	OFF	19.8
0.280500	35.30	---	60.80	25.50	N	OFF	19.8
0.303000	---	25.14	50.16	25.02	N	OFF	19.8
0.303000	33.22	---	60.16	26.94	N	OFF	19.8
0.343000	---	25.89	49.13	23.24	N	OFF	19.8
0.343000	31.49	---	59.13	27.64	N	OFF	19.8
0.611250	---	24.04	46.00	21.96	N	OFF	19.8
0.611250	27.19	---	56.00	28.81	N	OFF	19.8
1.605750	---	23.48	46.00	22.52	N	OFF	19.9

1.605750	**25.57**	**---**	**56.00**	**30.43**	**N**	**OFF**	**19.9**
8.724750	**---**	**25.70**	**50.00**	**24.30**	**N**	**OFF**	**20.4**
8.724750	**27.08**	**---**	**60.00**	**32.92**	**N**	**OFF**	**20.4**

Appendix C. Radiated Spurious Emission Test Data

Test Engineer :	Jesse Wang, Stan Hsieh and Ken Wu	**Temperature :**	18.2~21.3°C
		Relative Humidity :	56.4~68.6%

Note symbol

-L	**Low channel location**
-R	**High channel location**

C1. Radiated Spurious Emission Test Modes

Mode	Band (MHz)	Antenna	Modulation	Channel	Frequency	Data Rate	RU	Remark
Mode 57	2400-2483.5	5+8	802.11b	01	2412	1Mbps	-	-
Mode 58	2400-2483.5	5+8	802.11b	06	2437	1Mbps	-	-
Mode 59	2400-2483.5	5+8	802.11b	11	2462	1Mbps	-	-
Mode 60	2400-2483.5	5+8	802.11g	01	2412	6Mbps	-	-
Mode 61	2400-2483.5	5+8	802.11g	06	2437	6Mbps	-	-
Mode 62	2400-2483.5	5+8	802.11g	11	2462	6Mbps	-	-
Mode 63	2400-2483.5	5+8	802.11n HT20	01	2412	MCS0	-	-
Mode 64	2400-2483.5	5+8	802.11n HT20	06	2437	MCS0	-	-
Mode 65	2400-2483.5	5+8	802.11n HT20	11	2462	MCS0	-	-
Mode 66	2400-2483.5	5+8	802.11be EHT20	01	2412	MCS0	Full RU	-
Mode 67	2400-2483.5	5+8	802.11be EHT20	06	2437	MCS0	Full RU	-

Mode	Band (MHz)	Antenna	Modulation	Channel	Frequency	Data Rate	RU	Remark
Mode 68	2400-2483.5	5+8	802.11be EHT20	11	2462	MCS0	Full RU	-
Mode 69	2400-2483.5	5+8	802.11be EHT20	01	2412	MCS0	Partial RU 106/53	-
Mode 70	2400-2483.5	5+8	802.11be EHT20	11	2462	MCS0	Partial RU 106/54	-
Mode 71	2400-2483.5	5+8	802.11be EHT20	01	2412	MCS0	Small RU 52+26	-
Mode 72	2400-2483.5	5+8	802.11be EHT20	01	2412	MCS0	Small RU 106+26	-
Mode 73	2400-2483.5	5+8	802.11be EHT20	11	2462	MCS0	Small RU 52+26	-
Mode 74	2400-2483.5	5+8	802.11be EHT20	11	2462	MCS0	Small RU 106+26	-
Mode 75	2400-2483.5	5+8	802.11be EHT20	01	2412	MCS0	Full RU	LF
Mode 76	2400-2483.5	5+8	802.11be EHT20	01	2412	MCS0	Full RU	SHF
-	-	-	-	-	-	-	-	-

C2. Summary of each worse mode

Mode	Modulation	Ch.	Freq. (MHz)	Level (dBuV/m)	Limit (dBuV/m)	Margin (dB)	Pol.	Peak Avg.	Result	RU	Remark
57	802.11b	01	2389.95	46.08	54.00	-7.92	H	Avg.	Pass	-	Band Edge
	802.11b	01	4824.00	42.85	74.00	-31.15	V	Peak	Pass	-	Harmonic
58	802.11b	06	2495.97	44.26	54.00	-9.74	H	Avg.	Pass	-	Band Edge
	802.11b	06	7311.00	43.46	74.00	-30.54	V	Peak	Pass	-	Harmonic
59	802.11b	11	2483.51	47.10	54.00	-6.90	H	Avg.	Pass	-	Band Edge
	802.11b	11	7386.00	42.85	74.00	-31.15	V	Peak	Pass	-	Harmonic
60	802.11g	01	2389.95	47.61	54.00	-6.39	H	Avg.	Pass	-	Band Edge
	802.11g	01	4824.00	43.07	74.00	-30.93	H	Peak	Pass	-	Harmonic
61	802.11g	06	2497.23	44.07	54.00	-9.93	H	Avg.	Pass	-	Band Edge
	802.11g	06	7311.00	43.82	74.00	-30.18	V	Peak	Pass	-	Harmonic
62	802.11g	11	2483.51	47.69	54.00	-6.31	H	Avg.	Pass	-	Band Edge

Mode	Modulation	Ch.	Freq. (MHz)	Level (dBuV/m)	Limit (dBuV/m)	Margin (dB)	Pol.	Peak Avg.	Result	RU	Remark
62	802.11g	11	7386.00	43.15	74.00	-30.85	H	Peak	Pass	-	Harmonic
63	802.11n HT20	01	2389.95	47.76	54.00	-6.24	H	Avg.	Pass	-	Band Edge
	802.11n HT20	01	4824.00	42.90	74.00	-31.10	H	Peak	Pass	-	Harmonic
64	802.11n HT20	06	2483.68	44.33	54.00	-9.67	V	Avg.	Pass	-	Band Edge
	802.11n HT20	06	4874.00	43.08	74.00	-30.92	V	Peak	Pass	-	Harmonic
65	802.11n HT20	11	2483.51	47.73	54.00	-6.27	H	Avg.	Pass	-	Band Edge
	802.11n HT20	11	4924.00	42.89	74.00	-31.11	V	Peak	Pass	-	Harmonic
66	802.11be EHT20	01	2389.95	47.93	54.00	-6.07	H	Avg.	Pass	Full RU	Band Edge
	802.11be EHT20	01	4824.00	42.59	74.00	-31.41	H	Peak	Pass	Full RU	Harmonic
67	802.11be EHT20	06	2483.56	44.36	54.00	-9.64	V	Avg.	Pass	Full RU	Band Edge
	802.11be EHT20	06	4874.00	42.79	74.00	-31.21	H	Peak	Pass	Full RU	Harmonic

Mode	Modulation	Ch.	Freq. (MHz)	Level (dBuV/m)	Limit (dBuV/m)	Margin (dB)	Pol.	Peak Avg.	Result	RU	Remark
68	802.11be EHT20	11	2483.62	47.34	54.00	-6.66	H	Avg.	Pass	Full RU	Band Edge
	802.11be EHT20	11	4924.00	43.35	74.00	-30.65	H	Peak	Pass	Full RU	Harmonic
69	802.11be EHT20	01	2389.95	44.28	54.00	-9.72	H	Avg.	Pass	Partial RU 106/53	Band Edge
	802.11be EHT20	01	-	-	-	-	-	-	-	Partial RU 106/53	Harmonic
70	802.11be EHT20	11	2483.77	45.21	54.00	-8.79	V	Avg.	Pass	Partial RU 106/54	Band Edge
	802.11be EHT20	11	-	-	-	-	-	-	-	Partial RU 106/54	Harmonic
71	802.11be EHT20	01	2388.78	43.91	54.00	-10.09	V	Avg.	Pass	Small RU 52+26	Band Edge
	802.11be EHT20	01	-	-	-	-	-	-	-	Small RU 52+26	Harmonic
72	802.11be EHT20	01	2389.95	44.18	54.00	-9.82	H	Avg.	Pass	Small RU 106+26	Band Edge
	802.11be EHT20	01	-	-	-	-	-	-	-	Small RU 106+26	Harmonic
73	802.11be EHT20	11	2499.32	44.92	54.00	-9.08	V	Avg.	Pass	Small RU 52+26	Band Edge

Mode	Modulation	Ch.	Freq. (MHz)	Level (dBuV/m)	Limit (dBuV/m)	Margin (dB)	Pol.	Peak Avg.	Result	RU	Remark
73	802.11be EHT20	11	-	-	-	-	-	-	-	Small RU 52+26	Harmonic
74	802.11be EHT20	11	2483.58	46.93	54.00	-7.07	V	Avg.	Pass	Small RU 106+26	Band Edge
	802.11be EHT20	11	-	-	-	-	-	-	-	Small RU 106+26	Harmonic
75	LF	01	42.61	32.34	40.00	-7.66	V	Peak	Pass	-	LF
76	SHF	01	24202.00	38.86	74.00	-35.14	V	Peak	Pass	-	SHF

Mode	57	
	Band Edge	
	2400-2483.5_802.11b_CH01_2412MHz	
ANT	5+8	
Pol.	Horizontal	Fundamental
Peak	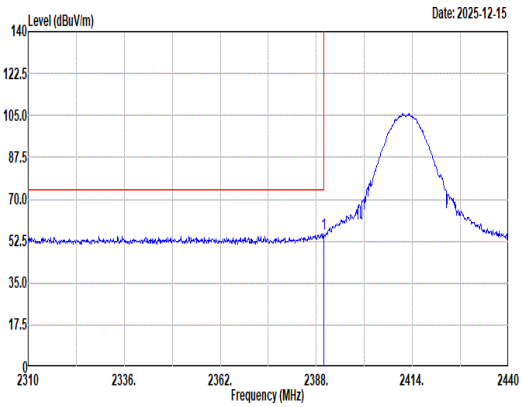 Site : 03CH07-HY Condition: PEAK_BE_74 3m HF_ANT_00066584 HORIZONTAL : RBW:1000.000kHz VBW:3000.000kHz SWT:Auto Freq Level Limit Line Margin Read Level Ant Factor Cable Loss Preamp Factor Aux Factor APos TPos Remark 1 2389.95 55.56 74.00 -18.44 39.87 32.10 8.36 34.67 9.90 392 240 Peak	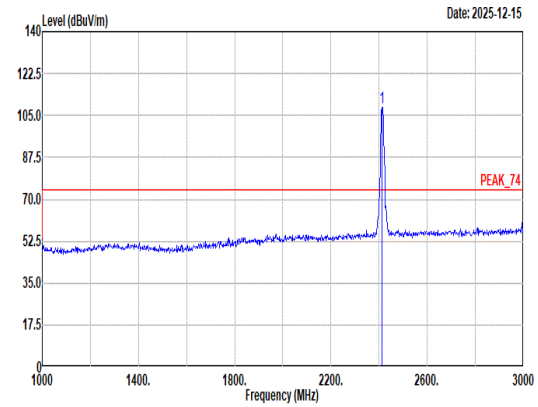 Site : 03CH07-HY Condition: PEAK_74 3m HF_ANT_00066584 HORIZONTAL : RBW:1000.000kHz VBW:3000.000kHz SWT:Auto Freq Level Limit Line Margin Read Level Ant Factor Cable Loss Preamp Factor Aux Factor APos TPos Remark 1 2412.00 108.16 ------ ------ 92.41 32.12 8.40 34.67 9.90 392 240 Peak
Avg	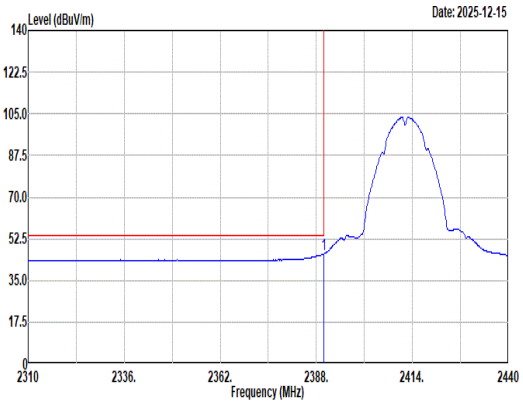 Site : 03CH07-HY Condition: AVG_BE_54 3m HF_ANT_00066584 HORIZONTAL : RBW:1000.000kHz VBW:0.010kHz SWT:Auto Freq Level Limit Line Margin Read Level Ant Factor Cable Loss Preamp Factor Aux Factor APos TPos Remark 1 2389.95 46.08 54.00 -7.92 30.39 32.10 8.36 34.67 9.90 392 240 Average	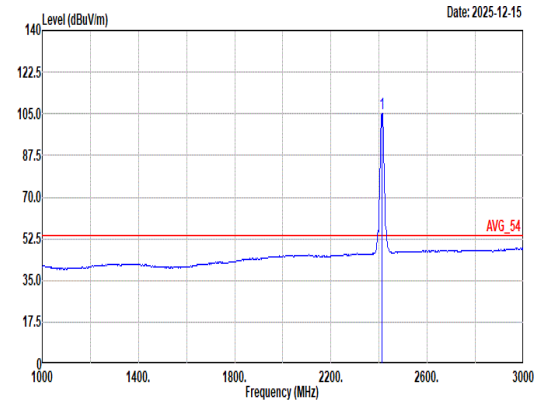 Site : 03CH07-HY Condition: AVG_54 3m HF_ANT_00066584 HORIZONTAL : RBW:1000.000kHz VBW:0.010kHz SWT:Auto Freq Level Limit Line Margin Read Level Ant Factor Cable Loss Preamp Factor Aux Factor APos TPos Remark 1 2412.00 105.03 ------ ------ 89.25 32.14 8.40 34.67 9.91 392 240 Average

Mode	57	
	Band Edge	
	2400-2483.5_802.11b_CH01_2412MHz	
ANT	5+8	
Pol.	Vertical	Fundamental
Peak	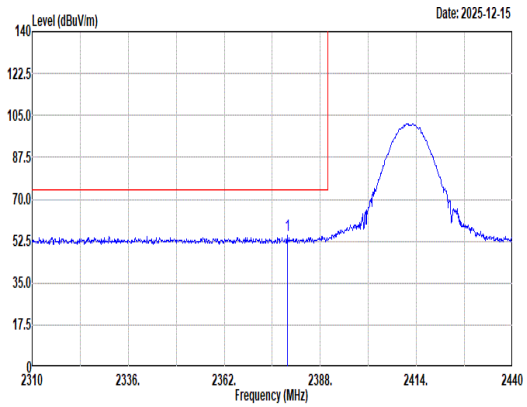 Site : 03CH07-HY Condition: PEAK_BE_74 3m HF_ANT_00066584 VERTICAL : RBW:1000.000kHz VBW:3000.000kHz SWT:Auto Freq Level Limit Line Margin Read Level Ant Factor Cable Loss Preamp Factor Aux Factor APos TPos Remark MHz dBuV/m dBuV/m dB dBuV dB/m dB dB dB cm deg 1 2379.03 54.96 74.00 -19.04 39.30 32.09 8.34 34.67 9.90 334 323 Peak	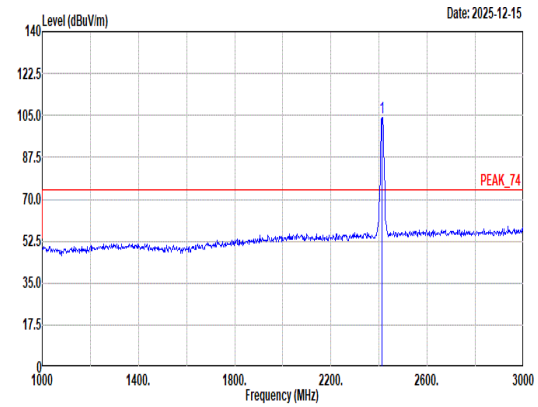 Site : 03CH07-HY Condition: PEAK_74 3m HF_ANT_00066584 VERTICAL : RBW:1000.000kHz VBW:3000.000kHz SWT:Auto Freq Level Limit Line Margin Read Level Ant Factor Cable Loss Preamp Factor Aux Factor APos TPos Remark MHz dBuV/m dBuV/m dB dBuV dB/m dB dB dB cm deg 1 2412.00 104.28 ------ ------ 88.53 32.12 8.40 34.67 9.90 334 323 Peak
Avg	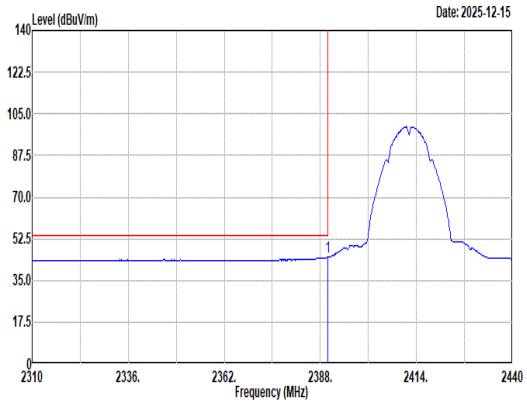 Site : 03CH07-HY Condition: AVG_BE_54 3m HF_ANT_00066584 VERTICAL : RBW:1000.000kHz VBW:0.010kHz SWT:Auto Freq Level Limit Line Margin Read Level Ant Factor Cable Loss Preamp Factor Aux Factor APos TPos Remark MHz dBuV/m dBuV/m dB dBuV dB/m dB dB dB cm deg 1 2389.95 44.69 54.00 -9.31 29.00 32.10 8.36 34.67 9.90 334 323 Average	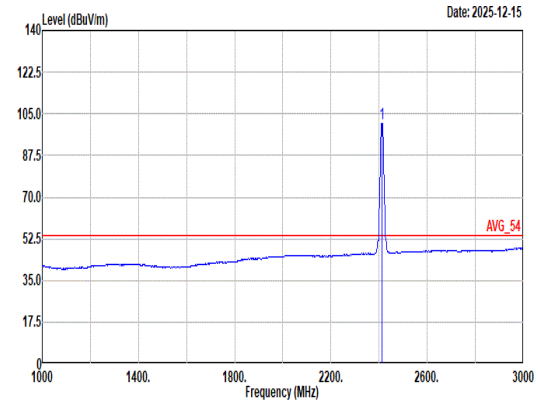 Site : 03CH07-HY Condition: AVG_54 3m HF_ANT_00066584 VERTICAL : RBW:1000.000kHz VBW:0.010kHz SWT:Auto Freq Level Limit Line Margin Read Level Ant Factor Cable Loss Preamp Factor Aux Factor APos TPos Remark MHz dBuV/m dBuV/m dB dBuV dB/m dB dB dB cm deg 1 2412.00 101.08 ------ ------ 85.30 32.14 8.40 34.67 9.91 334 323 Average

Mode	57	
	Harmonic	
	2400-2483.5_802.11b_CH01_2412MHz	
ANT	5+8	
Pol.	Horizontal	Vertical
Peak Avg	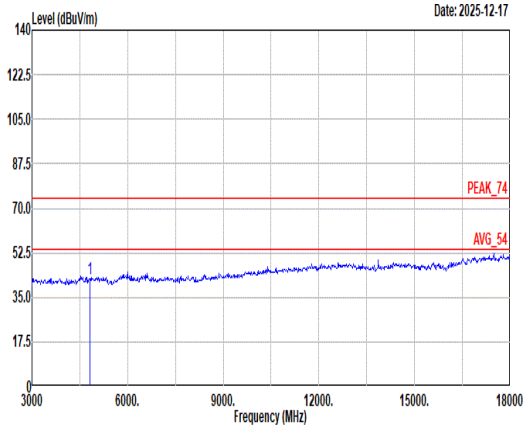 Site : 03CH07-HY Condition: PEAK_74 3m HF_ANT_00227880 HORIZONTAL Freq Level Limit Line Margin Read Level Ant Factor Cable Loss Preamp Factor Aux Factor APos TPos Remark MHz dBuV/m dBuV/m dB dBuV dB/m dB dB dB cm deg 1 4824.00 42.43 74.00 -31.57 53.31 34.50 11.95 58.37 1.04 -- -- Peak	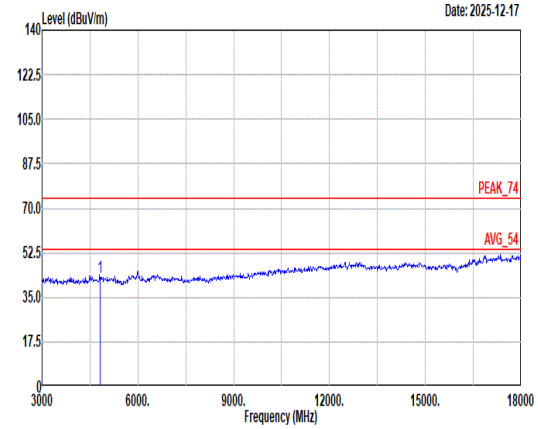 Site : 03CH07-HY Condition: PEAK_74 3m HF_ANT_00227880 VERTICAL Freq Level Limit Line Margin Read Level Ant Factor Cable Loss Preamp Factor Aux Factor APos TPos Remark MHz dBuV/m dBuV/m dB dBuV dB/m dB dB dB cm deg 1 4824.00 42.85 74.00 -31.15 53.73 34.50 11.95 58.37 1.04 -- -- Peak

Mode	57	
	Harmonic	
	2400-2483.5_802.11b_CH01_2412MHz	
ANT	5+8	
Pol.	Horizontal	Vertical
14.47G ~14.5G Avg	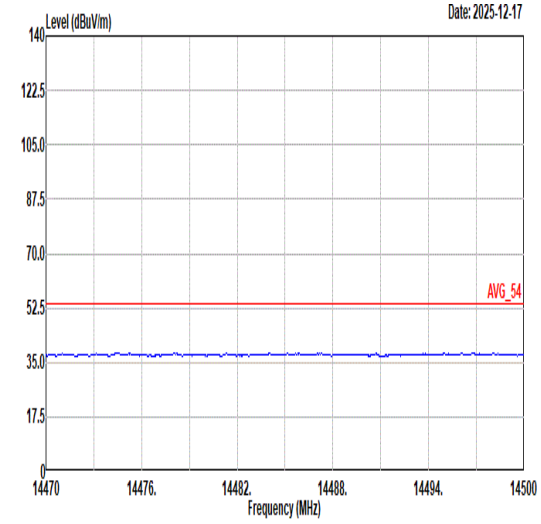 Site : 03CH07-HY Condition: AVG_54 3m HF_ANT_00227880 HORIZONTAL	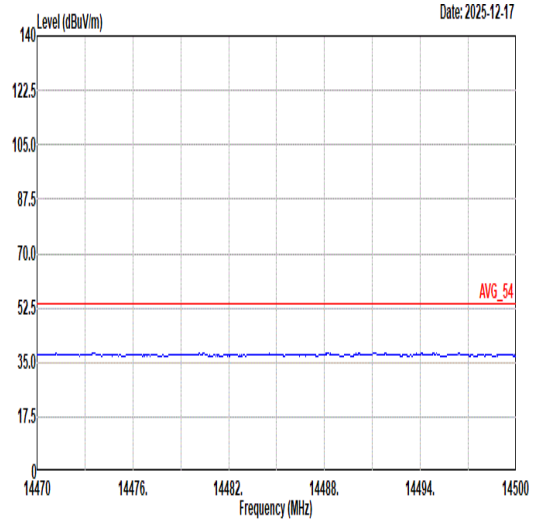 Site : 03CH07-HY Condition: AVG_54 3m HF_ANT_00227880 VERTICAL
17.7G ~18G Avg	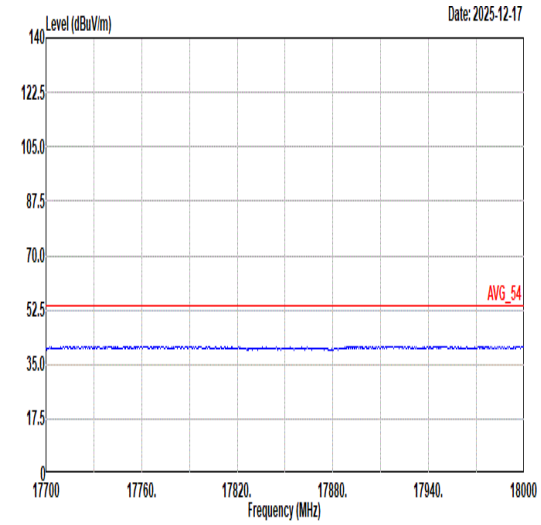 Site : 03CH07-HY Condition: AVG_54 3m HF_ANT_00227880 HORIZONTAL	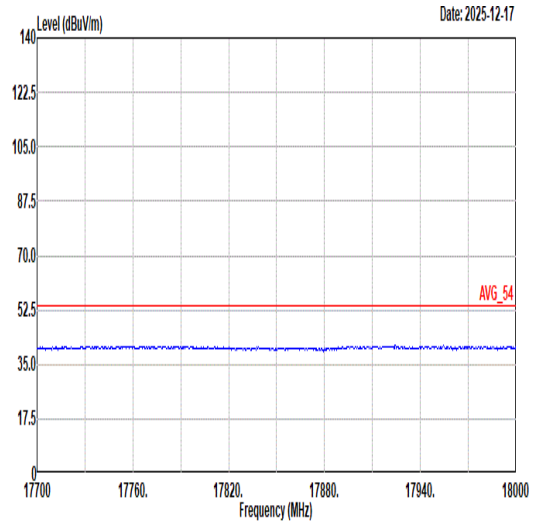 Site : 03CH07-HY Condition: AVG_54 3m HF_ANT_00227880 VERTICAL

Mode	58	
	Band Edge - L	
	2400-2483.5_802.11b_CH06_2437MHz	
ANT	5+8	
Pol.	Horizontal	Fundamental
Peak	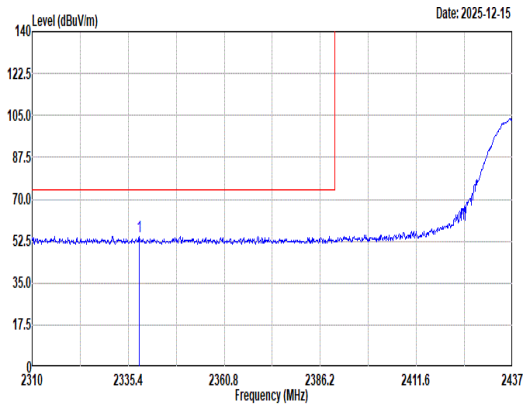 Site : 03CH07-HY Condition: PEAK_BE_74 3m HF_ANT_00066584 HORIZONTAL : RBW:1000.000kHz VBW:3000.000kHz SWT:Auto Freq Level Limit Line Margin Read Level Ant Factor Cable Loss Preamp Factor Aux Factor APos TPos Remark MHz dBuV/m dBuV/m dB dBuV dB/m dB dB dB cm deg 1 2338.32 54.50 74.00 -19.50 38.89 32.10 8.27 34.66 9.90 100 0 Peak	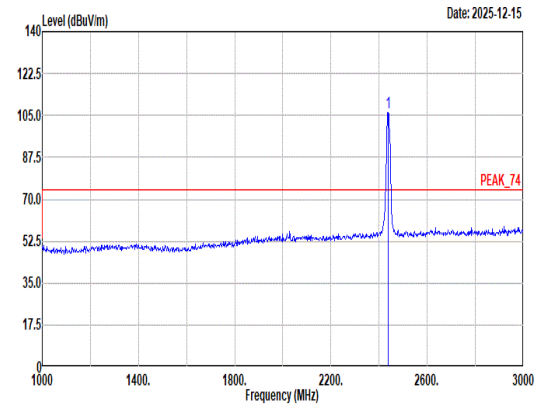 Site : 03CH07-HY Condition: PEAK_74 3m HF_ANT_00066584 HORIZONTAL : RBW:1000.000kHz VBW:3000.000kHz SWT:Auto Freq Level Limit Line Margin Read Level Ant Factor Cable Loss Preamp Factor Aux Factor APos TPos Remark MHz dBuV/m dBuV/m dB dBuV dB/m dB dB dB cm deg 1 2437.00 106.24 ------ ------ 90.53 32.02 8.44 34.67 9.92 100 0 Peak
Avg	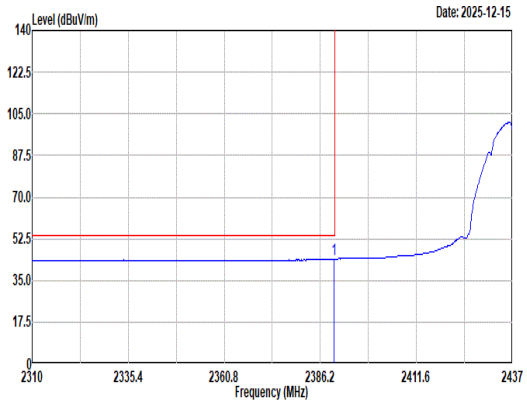 Site : 03CH07-HY Condition: AVG_BE_54 3m HF_ANT_00066584 HORIZONTAL : RBW:1000.000kHz VBW:0.010kHz SWT:Auto Freq Level Limit Line Margin Read Level Ant Factor Cable Loss Preamp Factor Aux Factor APos TPos Remark MHz dBuV/m dBuV/m dB dBuV dB/m dB dB dB cm deg 1 2389.88 44.03 54.00 -9.97 28.34 32.10 8.36 34.67 9.90 100 0 Average	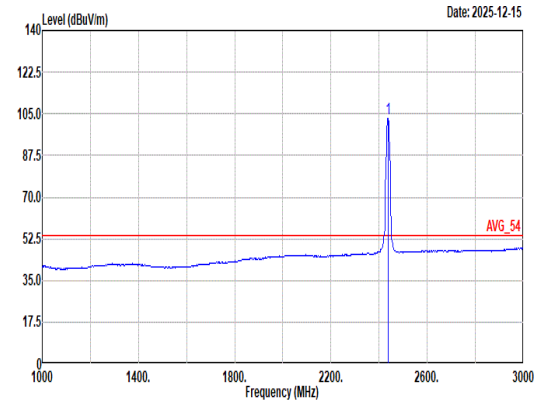 Site : 03CH07-HY Condition: AVG_54 3m HF_ANT_00066584 HORIZONTAL : RBW:1000.000kHz VBW:0.010kHz SWT:Auto Freq Level Limit Line Margin Read Level Ant Factor Cable Loss Preamp Factor Aux Factor APos TPos Remark MHz dBuV/m dBuV/m dB dBuV dB/m dB dB dB cm deg 1 2437.00 103.07 ------ ------ 87.35 32.04 8.44 34.67 9.91 100 0 Average

Mode	58	
	Band Edge - R	
	2400-2483.5_802.11b_CH06_2437MHz	
ANT	5+8	
Pol.	Horizontal	Fundamental
Peak	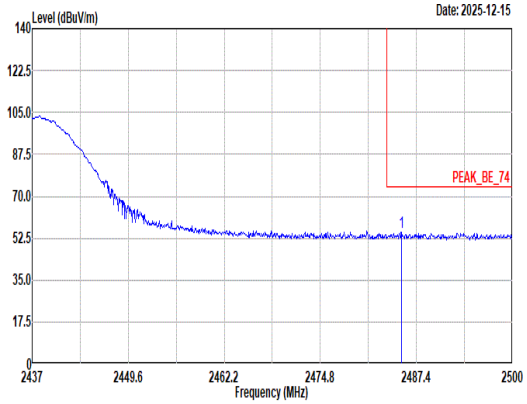 Site : 03CH07-HY Condition: PEAK_BE_74 3m HF_ANT_00066584 HORIZONTAL : RBW:1000.000kHz VBW:3000.000kHz SWT:Auto Limit Read Ant Cable Preamp Aux APos TPos Freq Level Line Margin Level Factor Loss Factor Factor Remark MHz dBuV/m dBuV/m dB dBuV dB/m dB dB dB cm deg 1 2485.45 54.88 74.00 -19.12 38.86 32.25 8.52 34.68 9.93 100 0 Peak	Blank
Avg	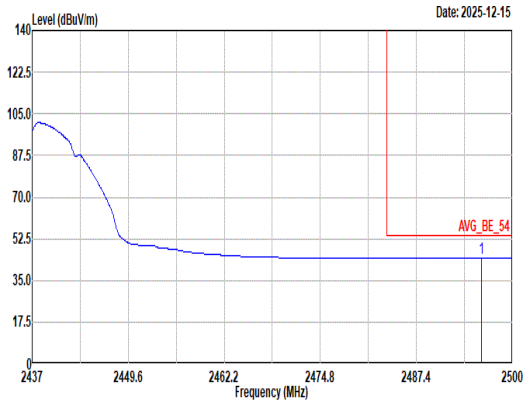 Site : 03CH07-HY Condition: AVG_BE_54 3m HF_ANT_00066584 HORIZONTAL : RBW:1000.000kHz VBW:0.010kHz SWT:Auto Limit Read Ant Cable Preamp Aux APos TPos Freq Level Line Margin Level Factor Loss Factor Factor Remark MHz dBuV/m dBuV/m dB dBuV dB/m dB dB dB cm deg 1 2495.97 44.26 54.00 -9.74 28.10 32.36 8.54 34.68 9.94 100 0 Average	Blank

Mode	58	
	Band Edge - L	
	2400-2483.5_802.11b_CH06_2437MHz	
ANT	5+8	
Pol.	Vertical	Fundamental
Peak	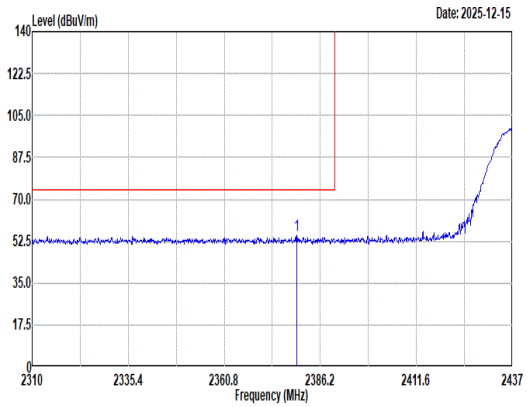 Site : 03CH07-HY Condition: PEAK_BE_74 3m HF_ANT_00066584 VERTICAL : RBW:1000.000kHz VBW:3000.000kHz SWT:Auto 1 2379.98 55.12 74.00 -18.88 39.45 32.10 8.34 34.67 9.90 387 0 Peak	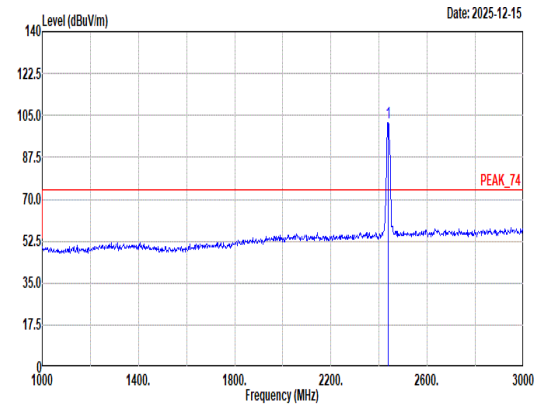 Site : 03CH07-HY Condition: PEAK_74 3m HF_ANT_00066584 VERTICAL : RBW:1000.000kHz VBW:3000.000kHz SWT:Auto 1 2437.00 101.96 ------ ------ 86.25 32.02 8.44 34.67 9.92 387 0 Peak
Avg	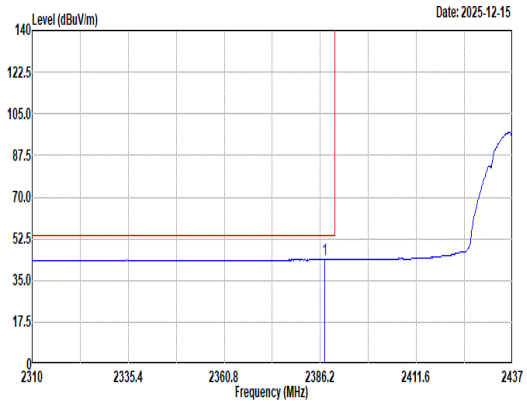 Site : 03CH07-HY Condition: AVG_BE_54 3m HF_ANT_00066584 VERTICAL : RBW:1000.000kHz VBW:0.010kHz SWT:Auto 1 2387.34 43.74 54.00 -10.26 28.05 32.10 8.36 34.67 9.90 387 0 Average	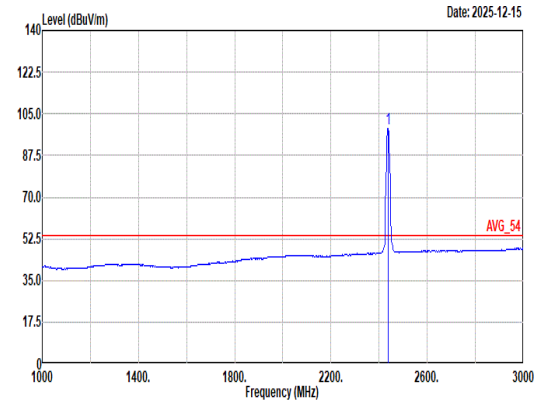 Site : 03CH07-HY Condition: AVG_54 3m HF_ANT_00066584 VERTICAL : RBW:1000.000kHz VBW:0.010kHz SWT:Auto 1 2437.00 98.70 ------ ------ 82.98 32.04 8.44 34.67 9.91 387 0 Average

Mode	58	
	Band Edge - R	
	2400-2483.5_802.11b_CH06_2437MHz	
ANT	5+8	
Pol.	Vertical	Fundamental
Peak	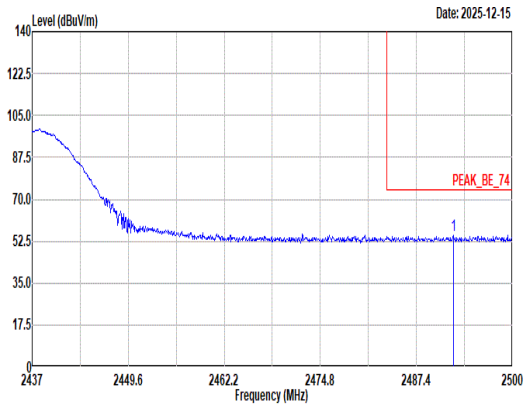 Site : 03CH07-HY Condition: PEAK_BE_74 3m HF_ANT_00066584 VERTICAL : RBW:1000.000kHz VBW:3000.000kHz SWT:Auto Limit Read Ant Cable Preamp Aux APos TPos Freq Level Line Margin Level Factor Loss Factor Factor Remark MHz dBuV/m dBuV/m dB dBuV dB/m dB dB dB cm deg 1 2492.25 54.85 74.00 -19.15 38.74 32.32 8.53 34.68 9.94 387 0 Peak	Blank
Avg	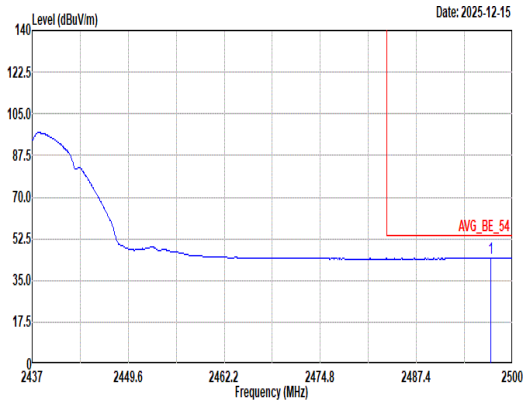 Site : 03CH07-HY Condition: AVG_BE_54 3m HF_ANT_00066584 VERTICAL : RBW:1000.000kHz VBW:0.010kHz SWT:Auto Limit Read Ant Cable Preamp Aux APos TPos Freq Level Line Margin Level Factor Loss Factor Factor Remark MHz dBuV/m dBuV/m dB dBuV dB/m dB dB dB cm deg 1 2497.17 44.21 54.00 -9.79 28.04 32.37 8.54 34.68 9.94 387 0 Average	Blank

Mode	58	
	Harmonic	
	2400-2483.5_802.11b_CH06_2437MHz	
ANT	5+8	
Pol.	Horizontal	Vertical
Peak Avg	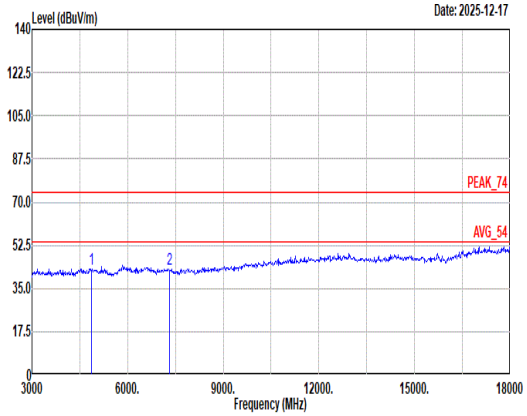 Site : 03CH07-HY Condition: PEAK_74 3m HF_ANT_00227880 HORIZONTAL Freq Level Limit Line Margin Read Level Ant Factor Cable Loss Preamp Factor Aux Factor APos TPos Remark MHz dBuV/m dBuV/m dB dBuV dB/m dB dB dB cm deg 1 4874.00 43.01 74.00 -30.99 53.75 34.50 12.02 58.26 1.00 -- -- Peak 2 7311.00 42.90 74.00 -31.10 48.94 35.80 14.68 57.68 1.16 -- -- Peak	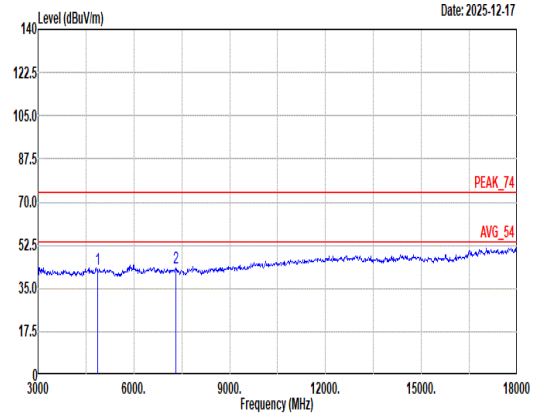 Site : 03CH07-HY Condition: PEAK_74 3m HF_ANT_00227880 VERTICAL Freq Level Limit Line Margin Read Level Ant Factor Cable Loss Preamp Factor Aux Factor APos TPos Remark MHz dBuV/m dBuV/m dB dBuV dB/m dB dB dB cm deg 1 4874.00 42.70 74.00 -31.30 53.44 34.50 12.02 58.26 1.00 -- -- Peak 2 7311.00 43.46 74.00 -30.54 49.50 35.80 14.68 57.68 1.16 -- -- Peak

Mode	58	
	Harmonic	
	2400-2483.5_802.11b_CH06_2437MHz	
ANT	5+8	
Pol.	Horizontal	Vertical
14.47G ~14.5G Avg	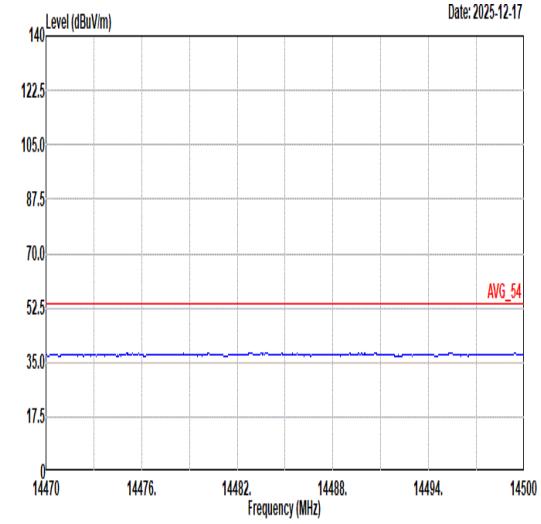 Site : 03CH07-HY Condition: AVG_54 3m HF_ANT_00227880 HORIZONTAL	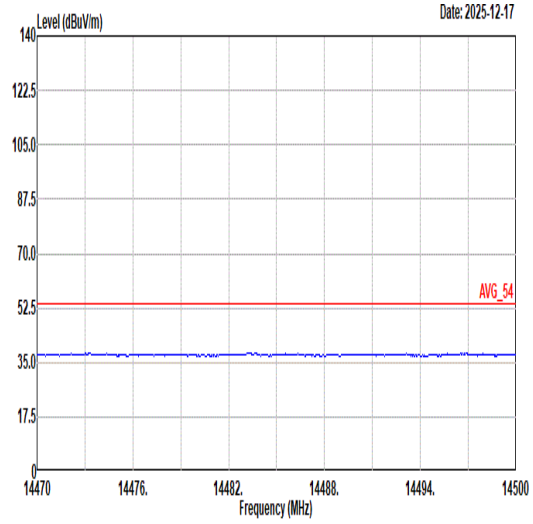 Site : 03CH07-HY Condition: AVG_54 3m HF_ANT_00227880 VERTICAL
17.7G ~18G Avg	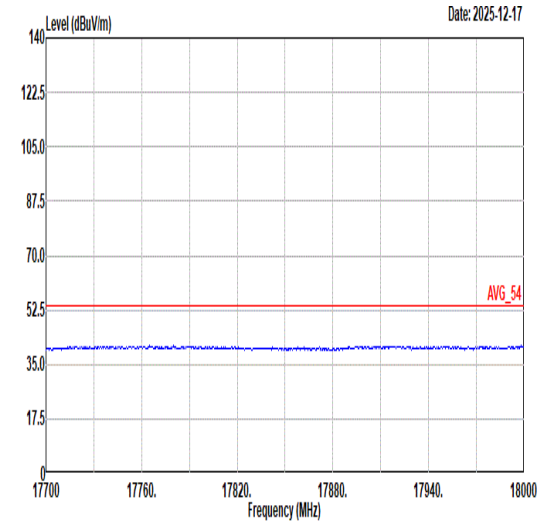 Site : 03CH07-HY Condition: AVG_54 3m HF_ANT_00227880 HORIZONTAL	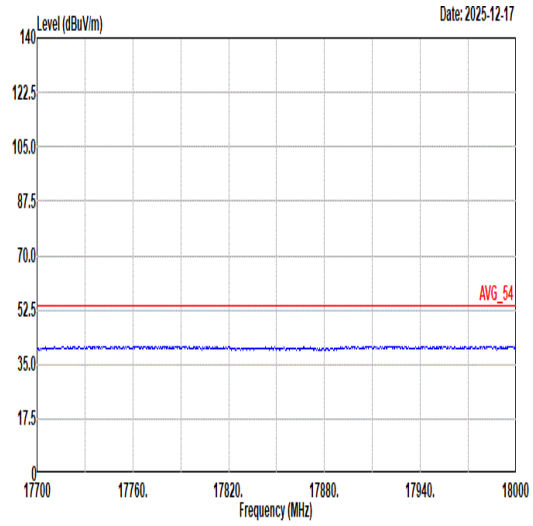 Site : 03CH07-HY Condition: AVG_54 3m HF_ANT_00227880 VERTICAL

Mode	59	
	Band Edge	
	2400-2483.5_802.11b_CH11_2462MHz	
ANT	5+8	
Pol.	Horizontal	Fundamental
Peak	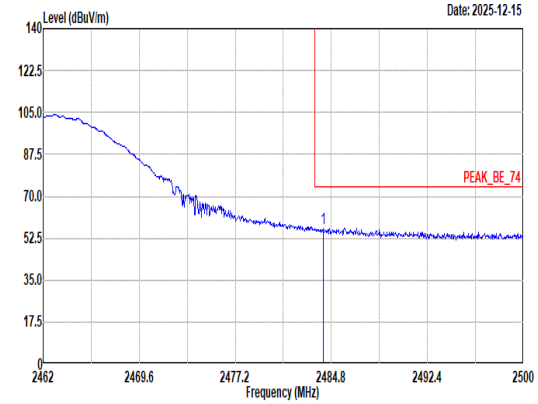 Site : 03CH07-HY Condition: PEAK_BE_74 3m HF_ANT_00066584 HORIZONTAL : RBW:1000.000kHz VBW:3000.000kHz SWT:Auto Freq Level Limit Line Margin Read Level Ant Factor Cable Loss Preamp Factor Aux Factor APos TPos Remark MHz dBuV/m dBuV/m dB dBuV dB/m dB dB dB cm deg 1 2484.15 56.78 74.00 -17.22 40.77 32.24 8.52 34.68 9.93 100 244 Peak	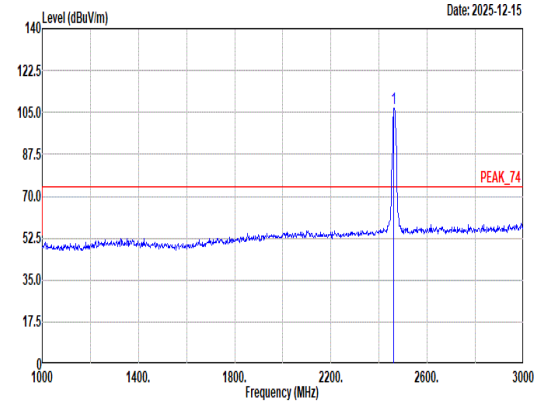 Site : 03CH07-HY Condition: PEAK_74 3m HF_ANT_00066584 HORIZONTAL : RBW:1000.000kHz VBW:3000.000kHz SWT:Auto Freq Level Limit Line Margin Read Level Ant Factor Cable Loss Preamp Factor Aux Factor APos TPos Remark MHz dBuV/m dBuV/m dB dBuV dB/m dB dB dB cm deg 1 2462.00 106.79 ------ ------ 90.85 32.22 8.48 34.68 9.92 100 244 Peak
Avg	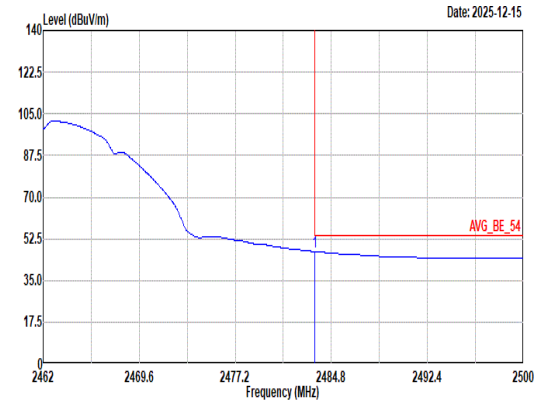 Site : 03CH07-HY Condition: AVG_BE_54 3m HF_ANT_00066584 HORIZONTAL : RBW:1000.000kHz VBW:0.010kHz SWT:Auto Freq Level Limit Line Margin Read Level Ant Factor Cable Loss Preamp Factor Aux Factor APos TPos Remark MHz dBuV/m dBuV/m dB dBuV dB/m dB dB dB cm deg 1 2483.51 47.10 54.00 -6.90 31.09 32.24 8.52 34.68 9.93 100 244 Average	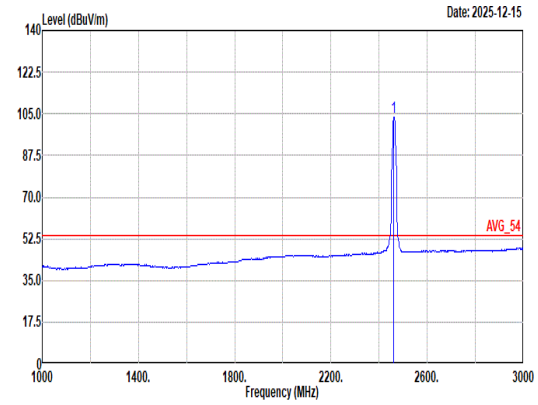 Site : 03CH07-HY Condition: AVG_54 3m HF_ANT_00066584 HORIZONTAL : RBW:1000.000kHz VBW:0.010kHz SWT:Auto Freq Level Limit Line Margin Read Level Ant Factor Cable Loss Preamp Factor Aux Factor APos TPos Remark MHz dBuV/m dBuV/m dB dBuV dB/m dB dB dB cm deg 1 2462.00 103.68 ------ ------ 87.70 32.24 8.49 34.68 9.93 100 244 Average

Mode	59	
	Band Edge	
	2400-2483.5_802.11b_CH11_2462MHz	
ANT	5+8	
Pol.	Vertical	Fundamental
Peak	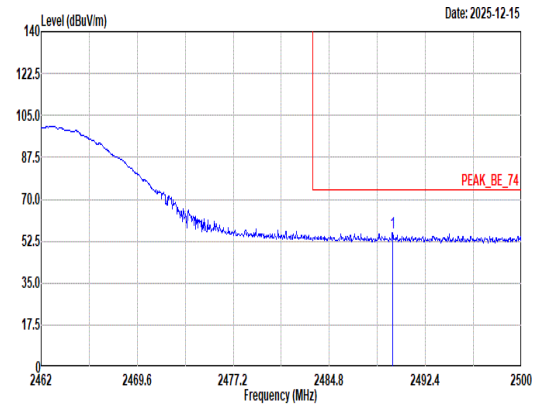 Site : 03CH07-HY Condition: PEAK_BE_74 3m HF_ANT_00066584 VERTICAL : RBW:1000.000kHz VBW:3000.000kHz SWT:Auto Freq Level Limit Line Margin Read Level Ant Factor Cable Loss Preamp Factor Aux Factor APos TPos Remark MHz dBuV/m dBuV/m dB dBuV dB/m dB dB dB cm deg 1 2489.82 56.12 74.00 -17.88 40.03 32.30 8.53 34.68 9.94 101 13 Peak	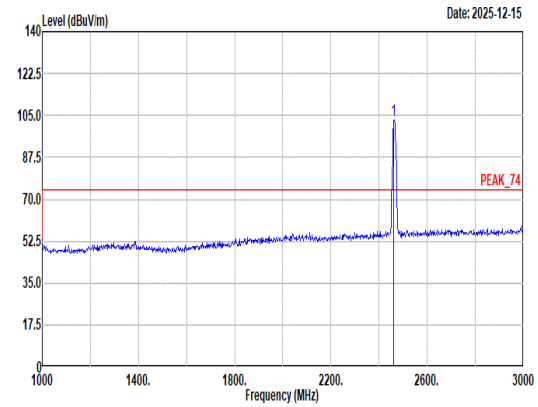 Site : 03CH07-HY Condition: PEAK_74 3m HF_ANT_00066584 VERTICAL : RBW:1000.000kHz VBW:3000.000kHz SWT:Auto Freq Level Limit Line Margin Read Level Ant Factor Cable Loss Preamp Factor Aux Factor APos TPos Remark MHz dBuV/m dBuV/m dB dBuV dB/m dB dB dB cm deg 1 2462.00 103.28 ------ ------ 87.34 32.22 8.48 34.68 9.92 101 13 Peak
Avg	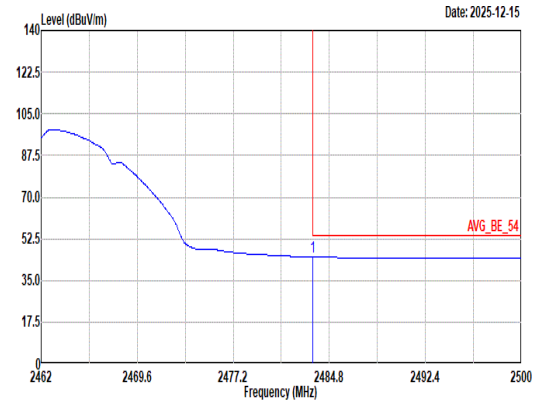 Site : 03CH07-HY Condition: AVG_BE_54 3m HF_ANT_00066584 VERTICAL : RBW:1000.000kHz VBW:0.010kHz SWT:Auto Freq Level Limit Line Margin Read Level Ant Factor Cable Loss Preamp Factor Aux Factor APos TPos Remark MHz dBuV/m dBuV/m dB dBuV dB/m dB dB dB cm deg 1 2483.51 44.90 54.00 -9.10 28.89 32.24 8.52 34.68 9.93 101 13 Average	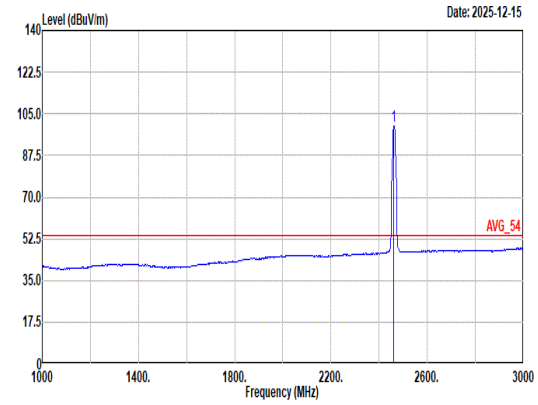 Site : 03CH07-HY Condition: AVG_54 3m HF_ANT_00066584 VERTICAL : RBW:1000.000kHz VBW:0.010kHz SWT:Auto Freq Level Limit Line Margin Read Level Ant Factor Cable Loss Preamp Factor Aux Factor APos TPos Remark MHz dBuV/m dBuV/m dB dBuV dB/m dB dB dB cm deg 1 2462.00 100.04 ------ ------ 84.10 32.22 8.48 34.68 9.92 101 13 Average

Mode	59	
	Harmonic	
	2400-2483.5_802.11b_CH11_2462MHz	
ANT	5+8	
Pol.	Horizontal	Vertical
Peak Avg	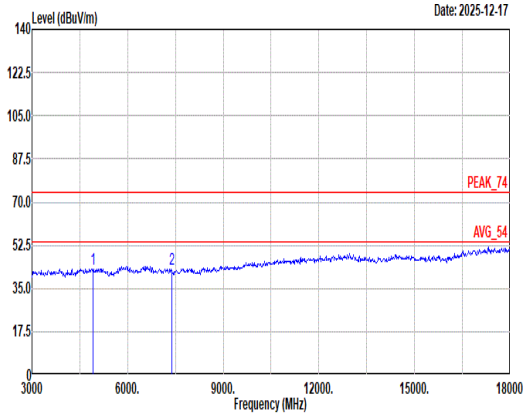 Site : 03CH07-HY Condition: PEAK_74 3m HF_ANT_00227880 HORIZONTAL Freq Level Limit Line Margin Read Level Ant Factor Cable Loss Preamp Factor Aux Factor APos TPos Remark MHz dBuV/m dBuV/m dB dBuV dB/m dB dB dB cm deg 1 4924.00 42.72 74.00 -31.28 53.34 34.50 12.09 58.16 0.95 -- -- Peak 2 7386.00 42.77 74.00 -31.23 48.75 35.87 14.82 57.81 1.14 -- -- Peak	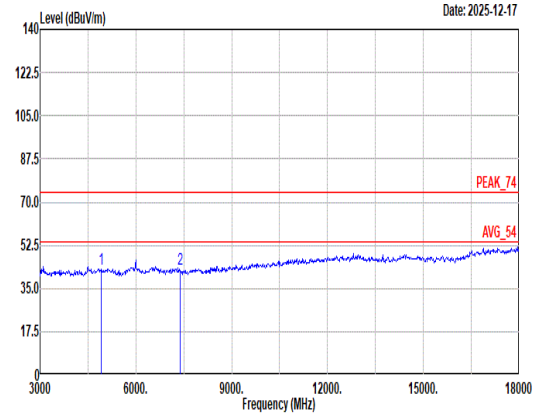 Site : 03CH07-HY Condition: PEAK_74 3m HF_ANT_00227880 VERTICAL Freq Level Limit Line Margin Read Level Ant Factor Cable Loss Preamp Factor Aux Factor APos TPos Remark MHz dBuV/m dBuV/m dB dBuV dB/m dB dB dB cm deg 1 4924.00 42.68 74.00 -31.32 53.30 34.50 12.09 58.16 0.95 -- -- Peak 2 7386.00 42.85 74.00 -31.15 48.83 35.87 14.82 57.81 1.14 -- -- Peak

Mode	59	
	Harmonic	
	2400-2483.5_802.11b_CH11_2462MHz	
ANT	5+8	
Pol.	Horizontal	Vertical
14.47G ~14.5G Avg	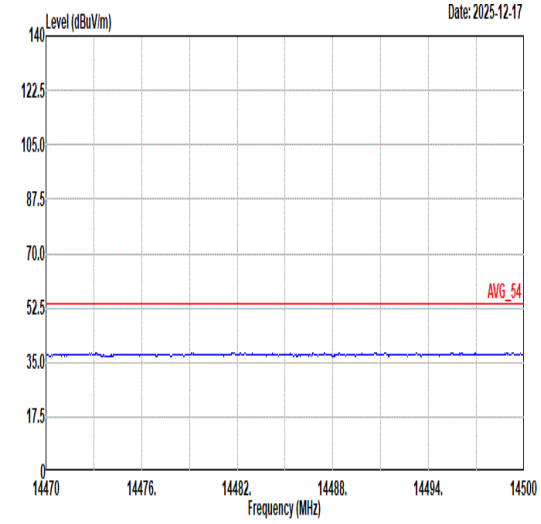 Site : 03CH07-HY Condition: AVG_54 3m HF_ANT_00227880 HORIZONTAL	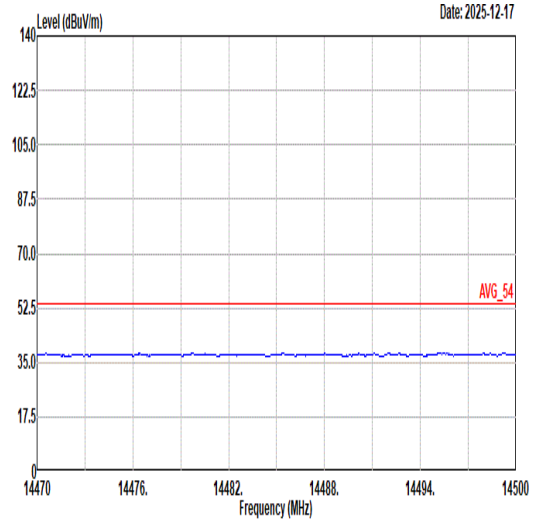 Site : 03CH07-HY Condition: AVG_54 3m HF_ANT_00227880 VERTICAL
17.7G ~18G Avg	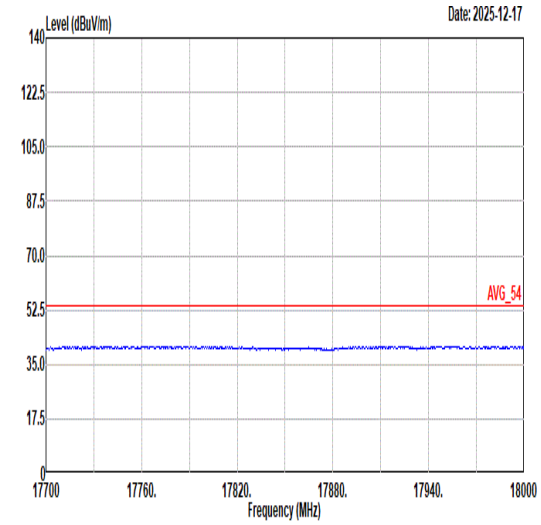 Site : 03CH07-HY Condition: AVG_54 3m HF_ANT_00227880 HORIZONTAL	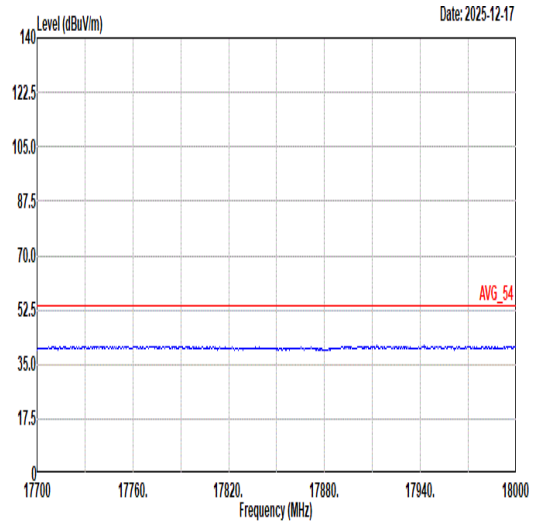 Site : 03CH07-HY Condition: AVG_54 3m HF_ANT_00227880 VERTICAL

Mode	60	
	Band Edge	
	2400-2483.5_802.11g_CH01_2412MHz	
ANT	5+8	
Pol.	Horizontal	Fundamental
Peak	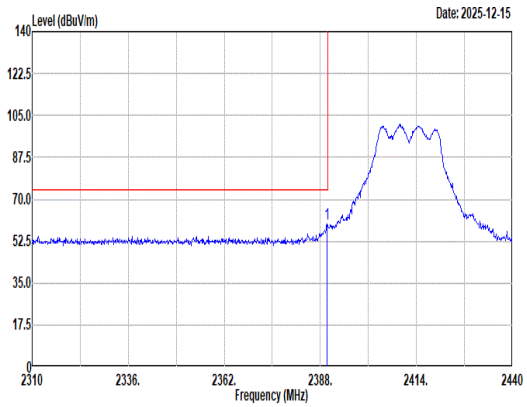 Site : 03CH07-HY Condition: PEAK_BE_74 3m HF_ANT_00066584 HORIZONTAL : RBW:1000.000kHz VBW:3000.000kHz SWT:Auto Freq Level Limit Line Margin Read Level Ant Factor Cable Loss Preamp Factor Aux Factor APos TPos Remark MHz dBuV/m dBuV/m dB dBuV dB/m dB dB dB cm deg 1 2389.82 59.53 74.00 -14.47 43.84 32.10 8.36 34.67 9.90 313 331 Peak	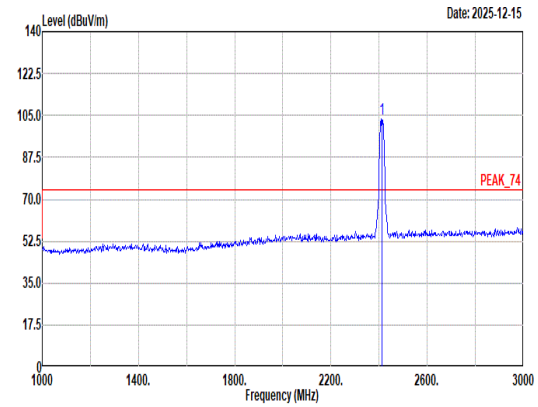 Site : 03CH07-HY Condition: PEAK_74 3m HF_ANT_00066584 HORIZONTAL : RBW:1000.000kHz VBW:3000.000kHz SWT:Auto Freq Level Limit Line Margin Read Level Ant Factor Cable Loss Preamp Factor Aux Factor APos TPos Remark MHz dBuV/m dBuV/m dB dBuV dB/m dB dB dB cm deg 1 2412.00 103.29 ------ ------ 87.56 32.10 8.40 34.67 9.90 313 331 Peak
Avg	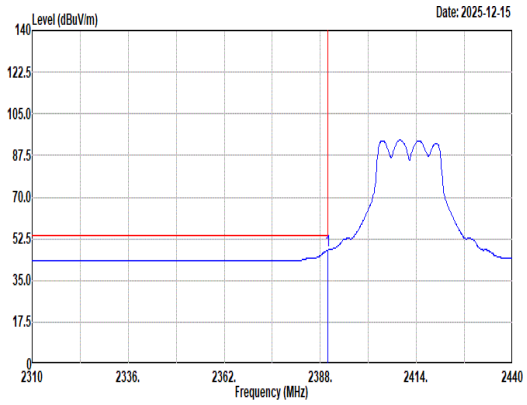 Site : 03CH07-HY Condition: AVG_BE_54 3m HF_ANT_00066584 HORIZONTAL : RBW:1000.000kHz VBW:0.010kHz SWT:Auto Freq Level Limit Line Margin Read Level Ant Factor Cable Loss Preamp Factor Aux Factor APos TPos Remark MHz dBuV/m dBuV/m dB dBuV dB/m dB dB dB cm deg 1 2389.95 47.61 54.00 -6.39 31.92 32.10 8.36 34.67 9.90 313 331 Average	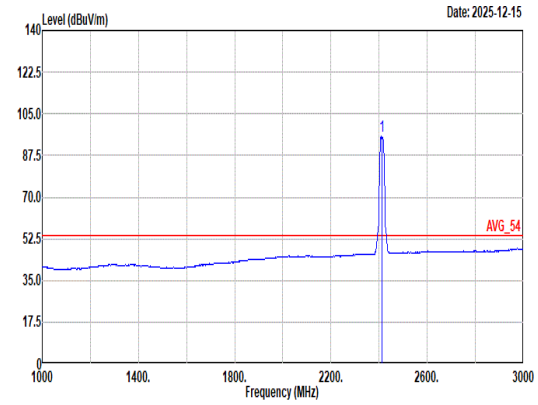 Site : 03CH07-HY Condition: AVG_54 3m HF_ANT_00066584 HORIZONTAL : RBW:1000.000kHz VBW:0.010kHz SWT:Auto Freq Level Limit Line Margin Read Level Ant Factor Cable Loss Preamp Factor Aux Factor APos TPos Remark MHz dBuV/m dBuV/m dB dBuV dB/m dB dB dB cm deg 1 2412.00 95.61 ------ ------ 79.88 32.10 8.40 34.67 9.90 313 331 Average

Mode	60	
	Band Edge	
	2400-2483.5_802.11g_CH01_2412MHz	
ANT	5+8	
Pol.	Vertical	Fundamental
Peak	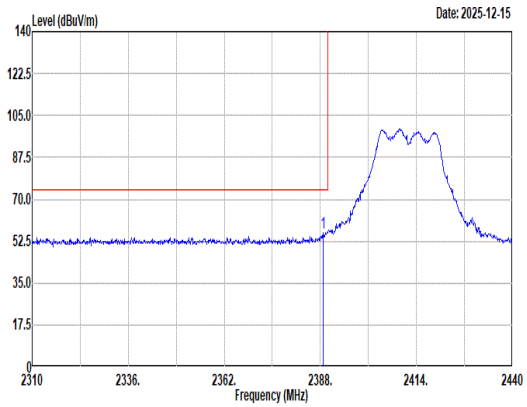 Site : 03CH07-HY Condition: PEAK_BE_74 3m HF_ANT_00066584 VERTICAL : RBW:1000.000kHz VBW:3000.000kHz SWT:Auto Freq Level Limit Line Margin Read Level Ant Factor Cable Loss Preamp Factor Aux Factor APos TPos Remark MHz dBuV/m dBuV/m dB dBuV dB/m dB dB dB cm deg 1 2388.78 56.02 74.00 -17.98 40.33 32.10 8.36 34.67 9.90 400 0 Peak	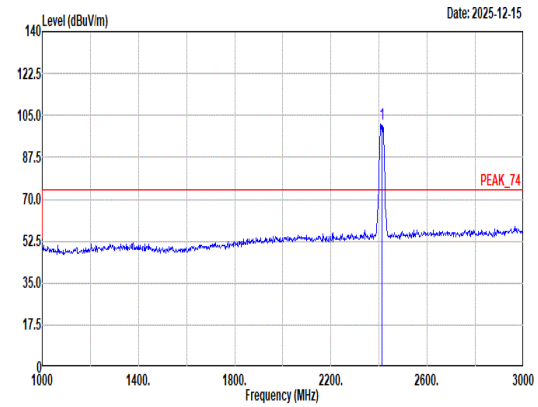 Site : 03CH07-HY Condition: PEAK_74 3m HF_ANT_00066584 VERTICAL : RBW:1000.000kHz VBW:3000.000kHz SWT:Auto Freq Level Limit Line Margin Read Level Ant Factor Cable Loss Preamp Factor Aux Factor APos TPos Remark MHz dBuV/m dBuV/m dB dBuV dB/m dB dB dB cm deg 1 2412.00 101.31 ------ ------ 85.65 32.04 8.39 34.67 9.90 400 0 Peak
Avg	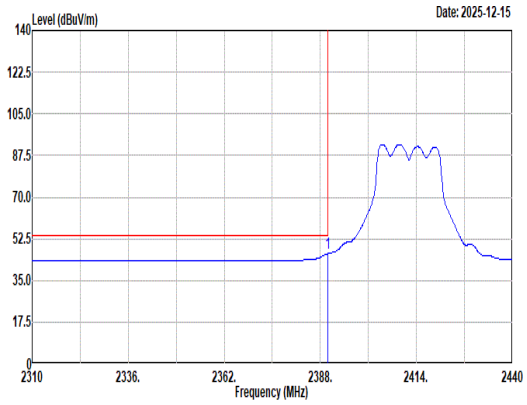 Site : 03CH07-HY Condition: AVG_BE_54 3m HF_ANT_00066584 VERTICAL : RBW:1000.000kHz VBW:0.010kHz SWT:Auto Freq Level Limit Line Margin Read Level Ant Factor Cable Loss Preamp Factor Aux Factor APos TPos Remark MHz dBuV/m dBuV/m dB dBuV dB/m dB dB dB cm deg 1 2389.95 46.24 54.00 -7.76 30.55 32.10 8.36 34.67 9.90 400 0 Average	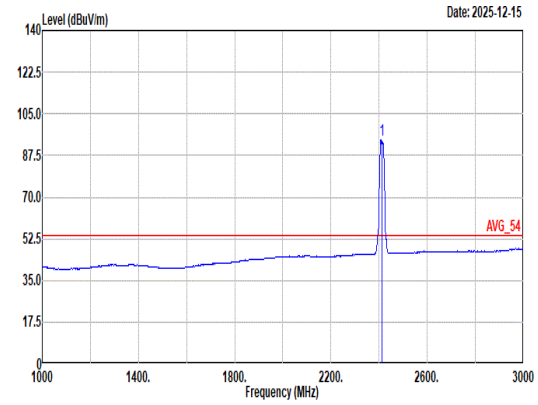 Site : 03CH07-HY Condition: AVG_54 3m HF_ANT_00066584 VERTICAL : RBW:1000.000kHz VBW:0.010kHz SWT:Auto Freq Level Limit Line Margin Read Level Ant Factor Cable Loss Preamp Factor Aux Factor APos TPos Remark MHz dBuV/m dBuV/m dB dBuV dB/m dB dB dB cm deg 1 2412.00 93.85 ------ ------ 78.19 32.04 8.39 34.67 9.90 400 0 Average

Mode	60	
	Harmonic	
	2400-2483.5_802.11g_CH01_2412MHz	
ANT	5+8	
Pol.	Horizontal	Vertical
Peak Avg	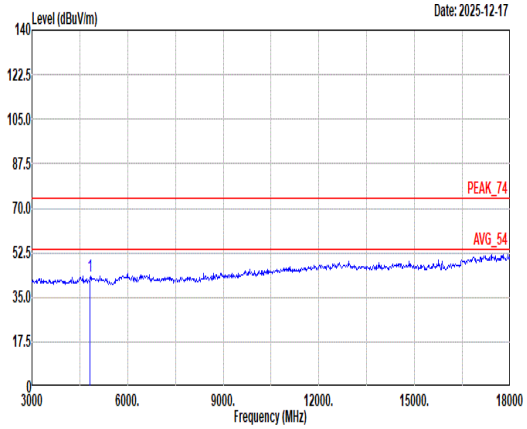 Site : 03CH07-HY Condition: PEAK_74 3m HF_ANT_00227880 HORIZONTAL Freq Level Limit Line Margin Read Level Ant Factor Cable Loss Preamp Factor Aux Factor APos TPos Remark MHz dBuV/m dBuV/m dB dBuV dB/m dB dB dB cm deg 1 4824.00 43.07 74.00 -30.93 53.95 34.50 11.95 58.37 1.04 -- -- Peak	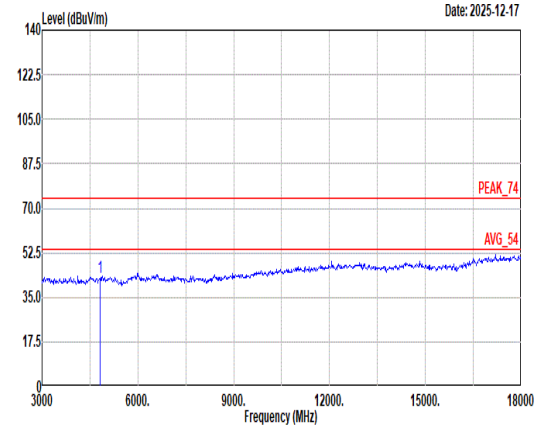 Site : 03CH07-HY Condition: PEAK_74 3m HF_ANT_00227880 VERTICAL Freq Level Limit Line Margin Read Level Ant Factor Cable Loss Preamp Factor Aux Factor APos TPos Remark MHz dBuV/m dBuV/m dB dBuV dB/m dB dB dB cm deg 1 4824.00 42.74 74.00 -31.26 53.62 34.50 11.95 58.37 1.04 -- -- Peak

Mode	60	
	Harmonic	
	2400-2483.5_802.11g_CH01_2412MHz	
ANT	5+8	
Pol.	Horizontal	Vertical
14.47G ~14.5G Avg	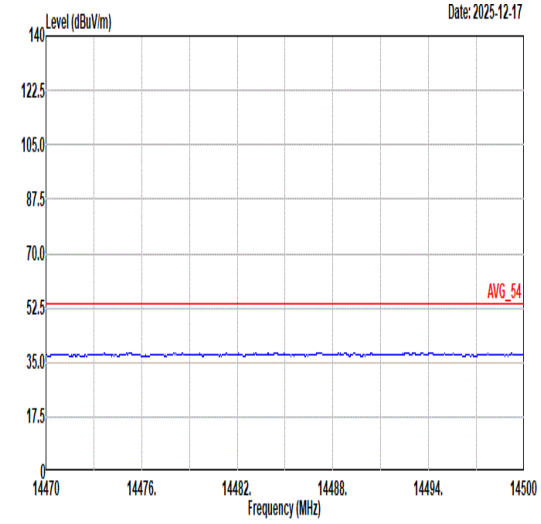 Site : 03CH07-HY Condition: AVG_54 3m HF_ANT_00227880 HORIZONTAL	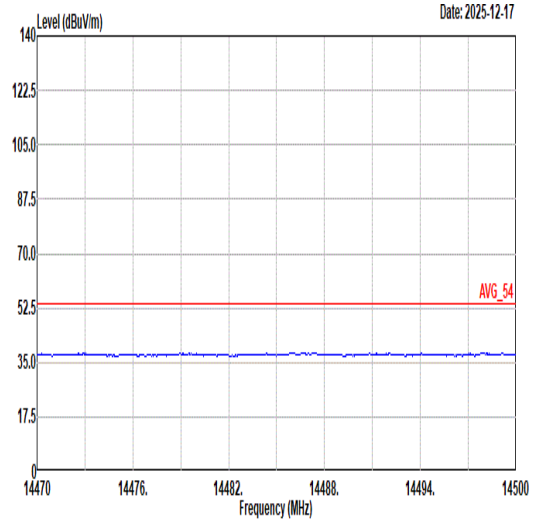 Site : 03CH07-HY Condition: AVG_54 3m HF_ANT_00227880 VERTICAL
17.7G ~18G Avg	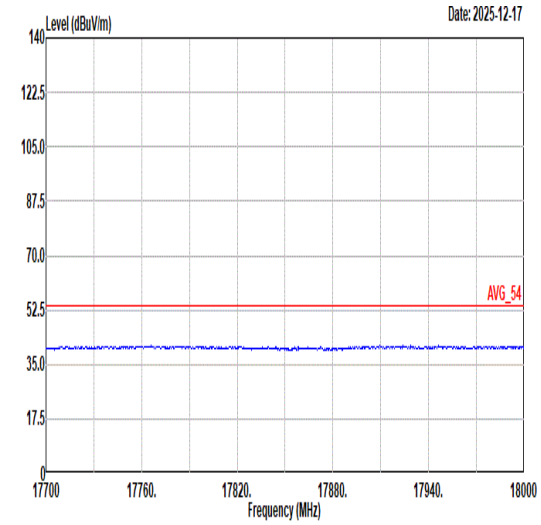 Site : 03CH07-HY Condition: AVG_54 3m HF_ANT_00227880 HORIZONTAL	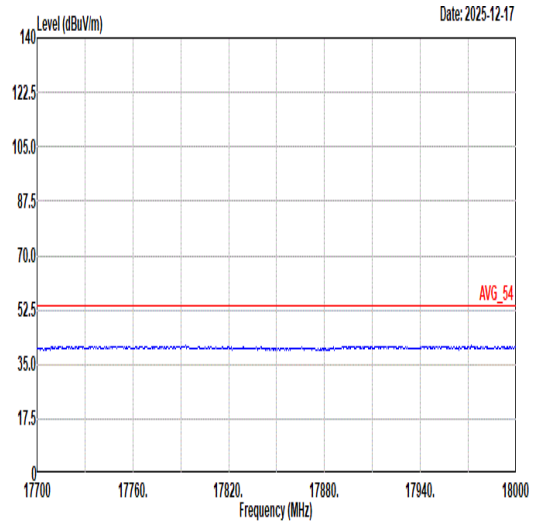 Site : 03CH07-HY Condition: AVG_54 3m HF_ANT_00227880 VERTICAL

Mode	61	
	Band Edge - L	
	2400-2483.5_802.11g_CH06_2437MHz	
ANT	5+8	
Pol.	Horizontal	Fundamental
Peak	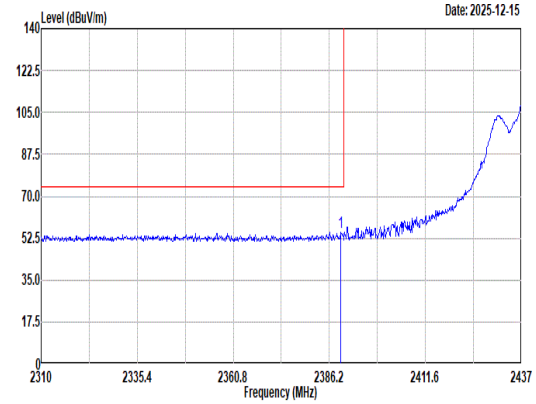 Site : 03CH07-HY Condition: PEAK_BE_74 3m HF_ANT_00066584 HORIZONTAL : RBW:1000.000kHz VBW:3000.000kHz SWT:Auto Freq Level Limit Line Margin Read Level Ant Factor Cable Loss Preamp Factor Aux Factor APos TPos Remark 1 2389.25 55.18 74.00 -18.82 39.49 32.10 8.36 34.67 9.90 389 309 Peak	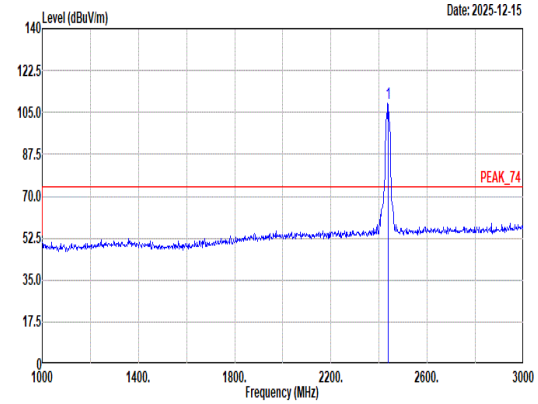 Site : 03CH07-HY Condition: PEAK_74 3m HF_ANT_00066584 HORIZONTAL : RBW:1000.000kHz VBW:3000.000kHz SWT:Auto Freq Level Limit Line Margin Read Level Ant Factor Cable Loss Preamp Factor Aux Factor APos TPos Remark 1 2437.00 109.00 ------ ------ 93.28 32.04 8.44 34.67 9.91 389 309 Peak
Avg	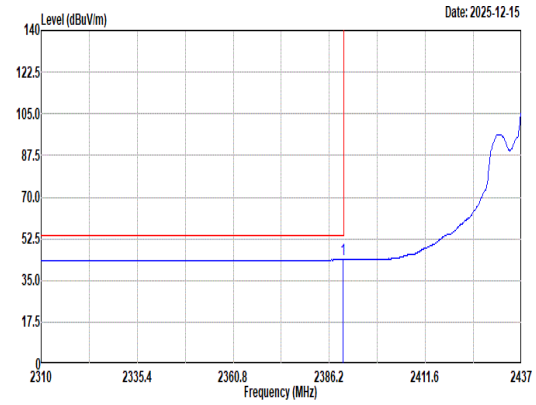 Site : 03CH07-HY Condition: AVG_BE_54 3m HF_ANT_00066584 HORIZONTAL : RBW:1000.000kHz VBW:0.010kHz SWT:Auto Freq Level Limit Line Margin Read Level Ant Factor Cable Loss Preamp Factor Aux Factor APos TPos Remark 1 2389.88 43.71 54.00 -10.29 28.02 32.10 8.36 34.67 9.90 389 309 Average	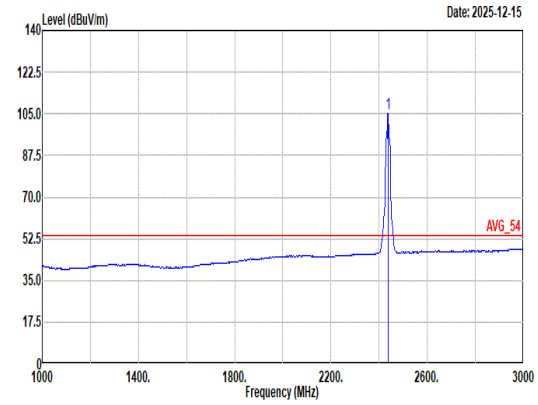 Site : 03CH07-HY Condition: AVG_54 3m HF_ANT_00066584 HORIZONTAL : RBW:1000.000kHz VBW:0.010kHz SWT:Auto Freq Level Limit Line Margin Read Level Ant Factor Cable Loss Preamp Factor Aux Factor APos TPos Remark 1 2437.00 105.35 ------ ------ 89.63 32.04 8.44 34.67 9.91 389 309 Average

Mode	61	
	Band Edge - R	
	2400-2483.5_802.11g_CH06_2437MHz	
ANT	5+8	
Pol.	Horizontal	Fundamental
Peak	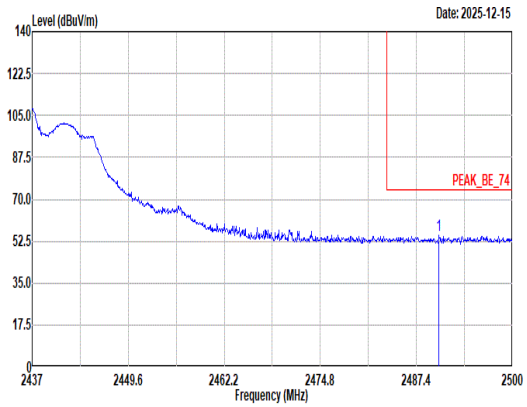 Site : 03CH07-HY Condition: PEAK_BE_74 3m HF_ANT_00066584 HORIZONTAL : RBW:1000.000kHz VBW:3000.000kHz SWT:Auto Limit Read Ant Cable Preamp Aux APos TPos Freq Level Line Margin Level Factor Loss Factor Factor Remark MHz dBuV/m dBuV/m dB dBuV dB/m dB dB dB cm deg 1 2490.36 54.80 74.00 -19.20 38.71 32.30 8.53 34.68 9.94 389 309 Peak	Blank
Avg	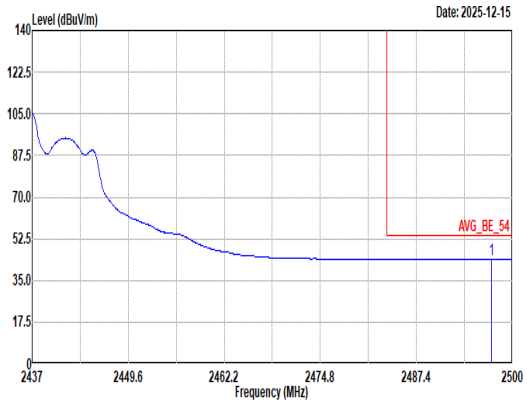 Site : 03CH07-HY Condition: AVG_BE_54 3m HF_ANT_00066584 HORIZONTAL : RBW:1000.000kHz VBW:0.010kHz SWT:Auto Limit Read Ant Cable Preamp Aux APos TPos Freq Level Line Margin Level Factor Loss Factor Factor Remark MHz dBuV/m dBuV/m dB dBuV dB/m dB dB dB cm deg 1 2497.23 44.07 54.00 -9.93 27.90 32.37 8.54 34.68 9.94 389 309 Average	Blank

Mode	61	
	Band Edge - L	
	2400-2483.5_802.11g_CH06_2437MHz	
ANT	5+8	
Pol.	Vertical	Fundamental
Peak	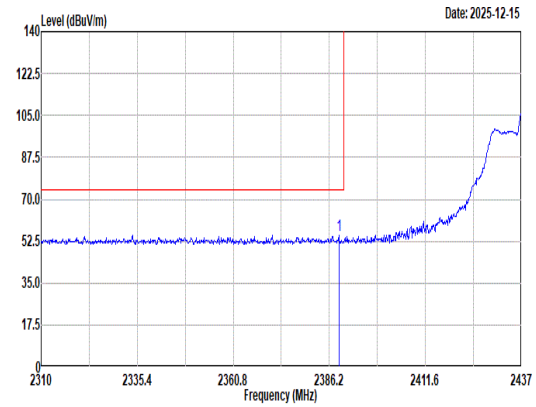 Site : 03CH07-HY Condition: PEAK_BE_74 3m HF_ANT_00066584 VERTICAL : RBW:1000.000kHz VBW:3000.000kHz SWT:Auto 1 2388.74 55.05 74.00 -18.95 39.36 32.10 8.36 34.67 9.90 387 0 Peak	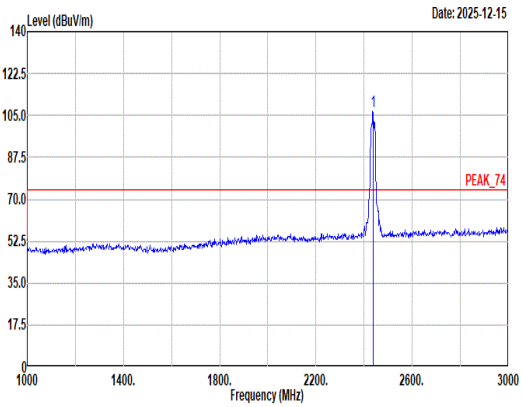 Site : 03CH07-HY Condition: PEAK_74 3m HF_ANT_00066584 VERTICAL : RBW:1000.000kHz VBW:3000.000kHz SWT:Auto 1 2437.00 106.74 ------ ------ 91.02 32.04 8.44 34.67 9.91 387 0 Peak
Avg	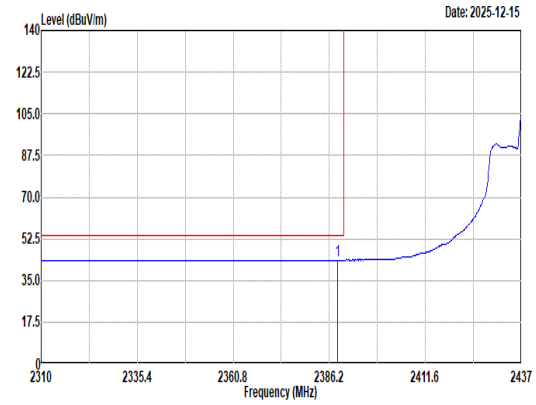 Site : 03CH07-HY Condition: AVG_BE_54 3m HF_ANT_00066584 VERTICAL : RBW:1000.000kHz VBW:0.010kHz SWT:Auto 1 2388.36 43.57 54.00 -10.43 27.88 32.10 8.36 34.67 9.90 387 0 Average	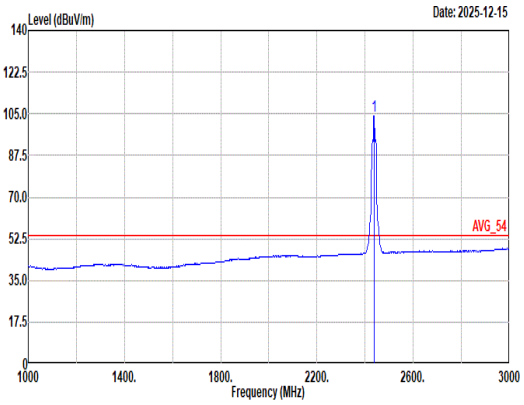 Site : 03CH07-HY Condition: AVG_54 3m HF_ANT_00066584 VERTICAL : RBW:1000.000kHz VBW:0.010kHz SWT:Auto 1 2437.00 103.97 ------ ------ 88.26 32.02 8.44 34.67 9.92 387 0 Average

Mode	61	
	Band Edge - R	
	2400-2483.5_802.11g_CH06_2437MHz	
ANT	5+8	
Pol.	Vertical	Fundamental
Peak	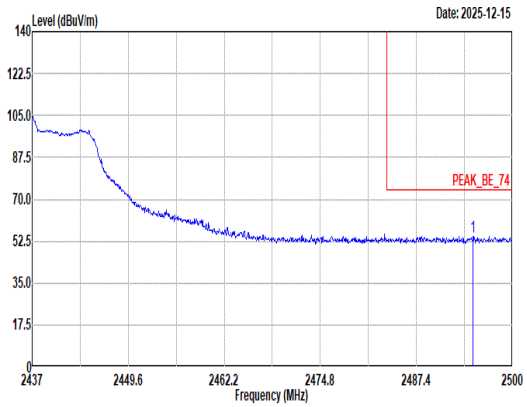 Site : 03CH07-HY Condition: PEAK_BE_74 3m HF_ANT_00066584 VERTICAL : RBW:1000.000kHz VBW:3000.000kHz SWT:Auto Limit Read Ant Cable Preamp Aux APos TPos Freq Level Line Margin Level Factor Loss Factor Factor Remark MHz dBuV/m dBuV/m dB dBuV dB/m dB dB dB cm deg 1 2494.83 54.62 74.00 -19.38 38.47 32.35 8.54 34.68 9.94 387 0 Peak	Blank
Avg	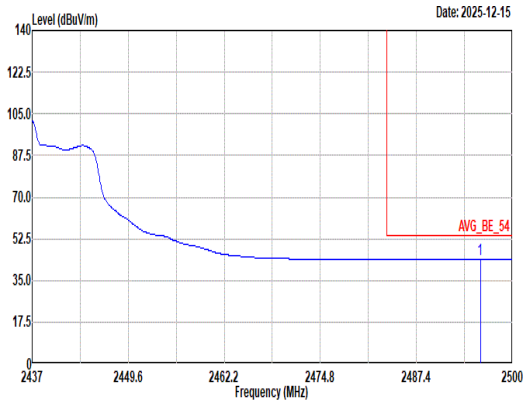 Site : 03CH07-HY Condition: AVG_BE_54 3m HF_ANT_00066584 VERTICAL : RBW:1000.000kHz VBW:0.010kHz SWT:Auto Limit Read Ant Cable Preamp Aux APos TPos Freq Level Line Margin Level Factor Loss Factor Factor Remark MHz dBuV/m dBuV/m dB dBuV dB/m dB dB dB cm deg 1 2495.78 44.04 54.00 -9.96 27.88 32.36 8.54 34.68 9.94 387 0 Average	Blank

Mode	61	
	Harmonic	
	2400-2483.5_802.11g_CH06_2437MHz	
ANT	5+8	
Pol.	Horizontal	Vertical
Peak Avg	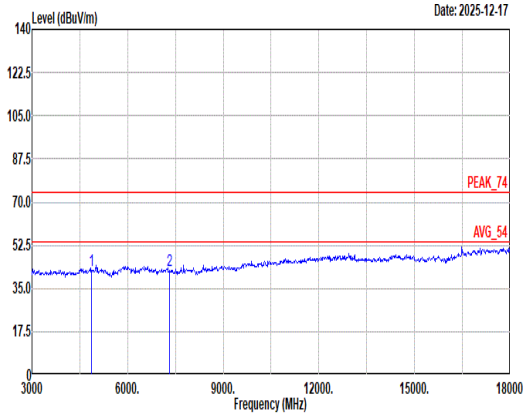 Site : 03CH07-HY Condition: PEAK_74 3m HF_ANT_00227880 HORIZONTAL Freq Level Limit Line Margin Read Level Ant Factor Cable Loss Preamp Factor Aux Factor APos TPos Remark MHz dBuV/m dBuV/m dB dBuV dB/m dB dB dB cm deg 1 4874.00 42.39 74.00 -31.61 53.13 34.50 12.02 58.26 1.00 -- -- Peak 2 7311.00 42.48 74.00 -31.52 48.52 35.80 14.68 57.68 1.16 -- -- Peak	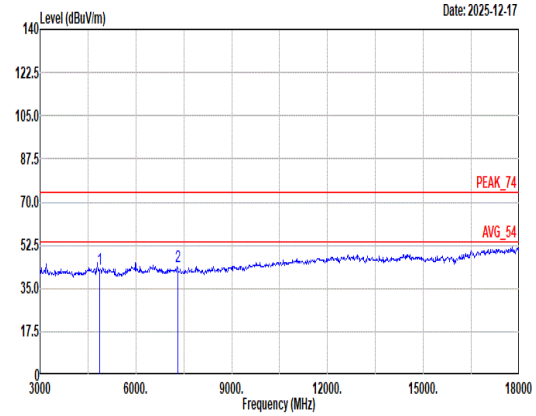 Site : 03CH07-HY Condition: PEAK_74 3m HF_ANT_00227880 VERTICAL Freq Level Limit Line Margin Read Level Ant Factor Cable Loss Preamp Factor Aux Factor APos TPos Remark MHz dBuV/m dBuV/m dB dBuV dB/m dB dB dB cm deg 1 4874.00 42.59 74.00 -31.41 53.33 34.50 12.02 58.26 1.00 -- -- Peak 2 7311.00 43.82 74.00 -30.18 49.86 35.80 14.68 57.68 1.16 -- -- Peak

Mode	61	
	Harmonic	
	2400-2483.5_802.11g_CH06_2437MHz	
ANT	5+8	
Pol.	Horizontal	Vertical
14.47G ~14.5G Avg	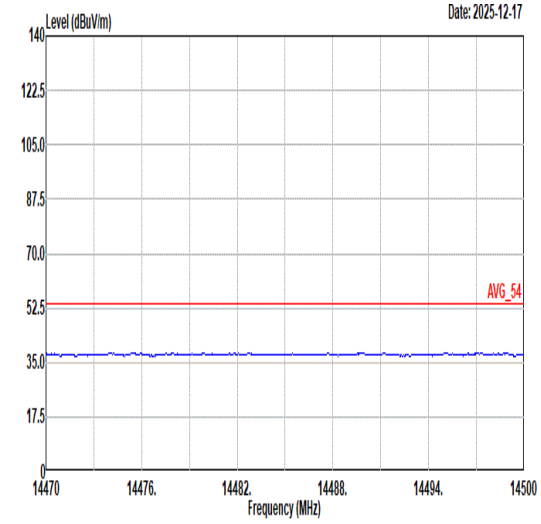 Site : 03CH07-HY Condition: AVG_54 3m HF_ANT_00227880 HORIZONTAL	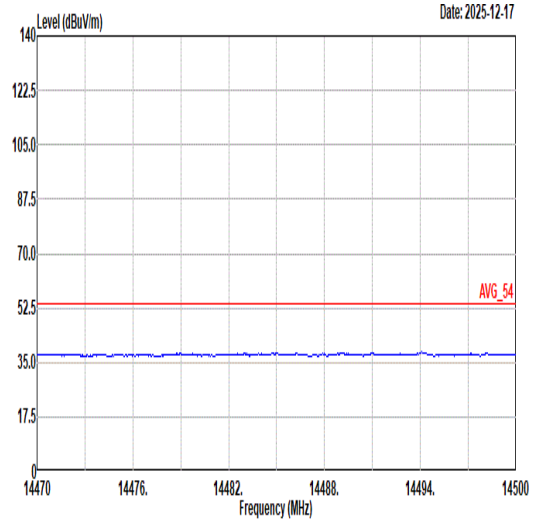 Site : 03CH07-HY Condition: AVG_54 3m HF_ANT_00227880 VERTICAL
17.7G ~18G Avg	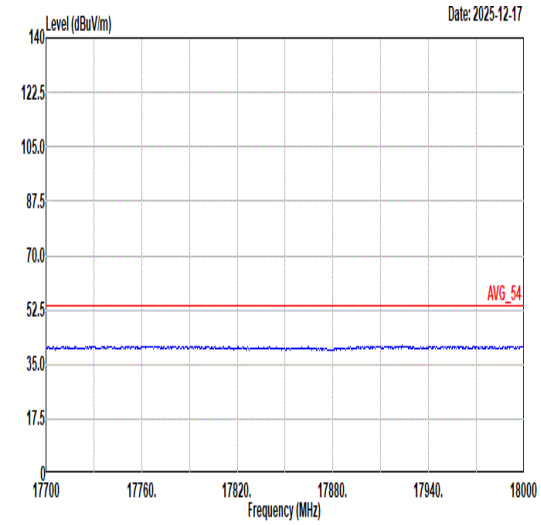 Site : 03CH07-HY Condition: AVG_54 3m HF_ANT_00227880 HORIZONTAL	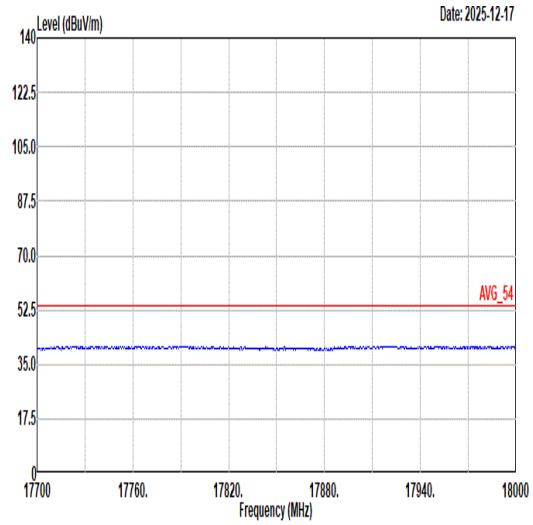 Site : 03CH07-HY Condition: AVG_54 3m HF_ANT_00227880 VERTICAL

Mode	62	
	Band Edge	
	2400-2483.5_802.11g_CH11_2462MHz	
ANT	5+8	
Pol.	Horizontal	Fundamental
Peak	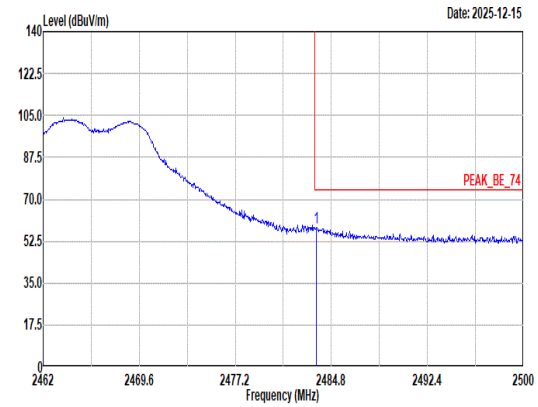 Site : 03CH07-HY Condition: PEAK_BE_74 3m HF_ANT_00066584 HORIZONTAL : RBW:1000.000kHz VBW:3000.000kHz SWT:Auto Freq Level Limit Line Margin Read Level Ant Factor Cable Loss Preamp Factor Aux Factor APos TPos Remark MHz dBuV/m dBuV/m dB dBuV dB/m dB dB dB cm deg 1 2483.58 58.19 74.00 -15.81 42.18 32.24 8.52 34.68 9.93 175 346 Peak	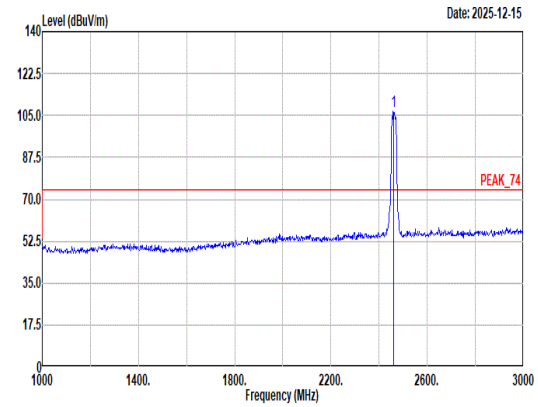 Site : 03CH07-HY Condition: PEAK_74 3m HF_ANT_00066584 HORIZONTAL : RBW:1000.000kHz VBW:3000.000kHz SWT:Auto Freq Level Limit Line Margin Read Level Ant Factor Cable Loss Preamp Factor Aux Factor APos TPos Remark MHz dBuV/m dBuV/m dB dBuV dB/m dB dB dB cm deg 1 2462.00 106.82 ------ ------ 90.91 32.18 8.48 34.67 9.92 175 346 Peak
Avg	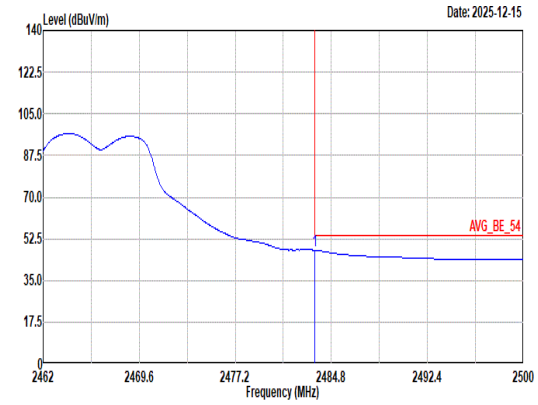 Site : 03CH07-HY Condition: AVG_BE_54 3m HF_ANT_00066584 HORIZONTAL : RBW:1000.000kHz VBW:0.010kHz SWT:Auto Freq Level Limit Line Margin Read Level Ant Factor Cable Loss Preamp Factor Aux Factor APos TPos Remark MHz dBuV/m dBuV/m dB dBuV dB/m dB dB dB cm deg 1 2483.51 47.69 54.00 -6.31 31.68 32.24 8.52 34.68 9.93 175 346 Average	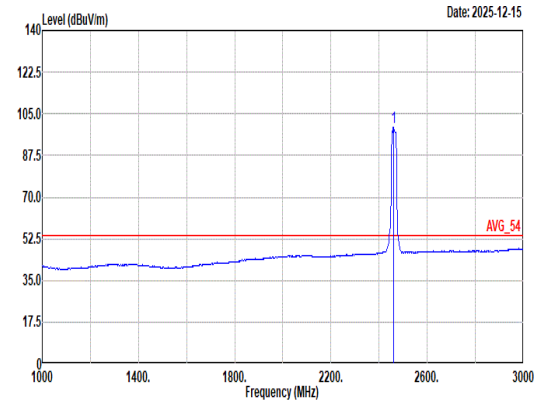 Site : 03CH07-HY Condition: AVG_54 3m HF_ANT_00066584 HORIZONTAL : RBW:1000.000kHz VBW:0.010kHz SWT:Auto Freq Level Limit Line Margin Read Level Ant Factor Cable Loss Preamp Factor Aux Factor APos TPos Remark MHz dBuV/m dBuV/m dB dBuV dB/m dB dB dB cm deg 1 2462.00 99.11 ------ ------ 83.20 32.18 8.48 34.67 9.92 175 346 Average

Mode	62	
	Band Edge	
	2400-2483.5_802.11g_CH11_2462MHz	
ANT	5+8	
Pol.	Vertical	Fundamental
Peak	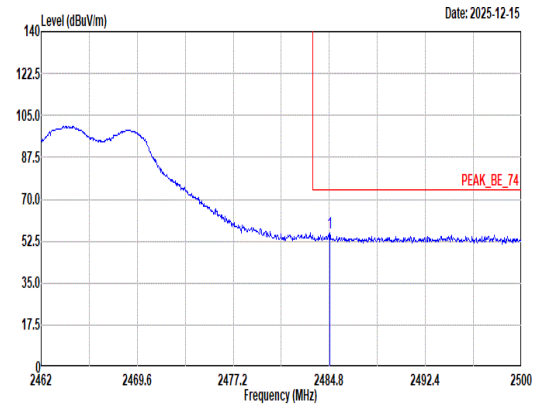 Site : 03CH07-HY Condition: PEAK_BE_74 3m HF_ANT_00066584 VERTICAL : RBW:1000.000kHz VBW:3000.000kHz SWT:Auto Freq Level Limit Line Margin Read Level Ant Factor Cable Loss Preamp Factor Aux Factor APos TPos Remark MHz dBuV/m dBuV/m dB dBuV dB/m dB dB dB cm deg 1 2484.84 55.99 74.00 -18.01 39.97 32.25 8.52 34.68 9.93 387 360 Peak	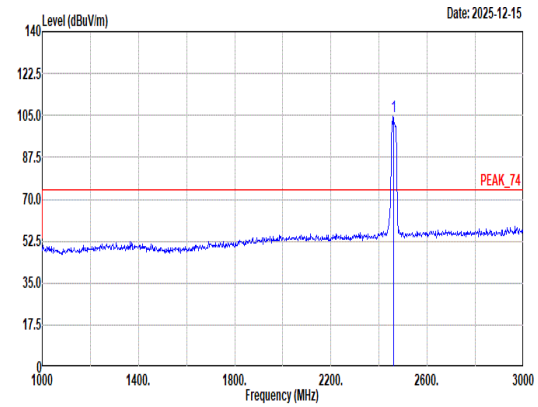 Site : 03CH07-HY Condition: PEAK_74 3m HF_ANT_00066584 VERTICAL : RBW:1000.000kHz VBW:3000.000kHz SWT:Auto Freq Level Limit Line Margin Read Level Ant Factor Cable Loss Preamp Factor Aux Factor APos TPos Remark MHz dBuV/m dBuV/m dB dBuV dB/m dB dB dB cm deg 1 2462.00 104.34 ------ ------ 88.43 32.18 8.48 34.67 9.92 387 360 Peak
Avg	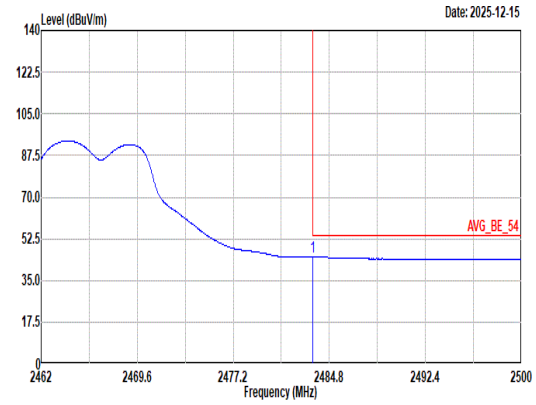 Site : 03CH07-HY Condition: AVG_BE_54 3m HF_ANT_00066584 VERTICAL : RBW:1000.000kHz VBW:0.010kHz SWT:Auto Freq Level Limit Line Margin Read Level Ant Factor Cable Loss Preamp Factor Aux Factor APos TPos Remark MHz dBuV/m dBuV/m dB dBuV dB/m dB dB dB cm deg 1 2483.51 44.98 54.00 -9.02 28.97 32.24 8.52 34.68 9.93 387 360 Average	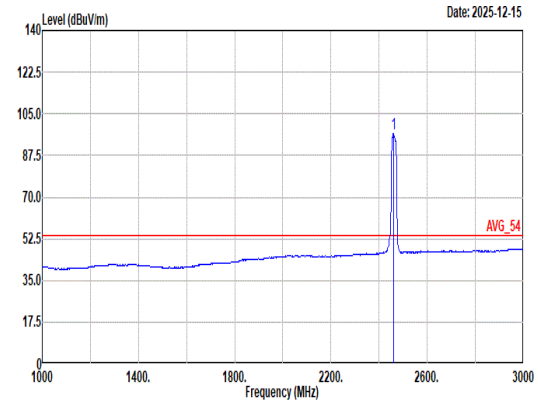 Site : 03CH07-HY Condition: AVG_54 3m HF_ANT_00066584 VERTICAL : RBW:1000.000kHz VBW:0.010kHz SWT:Auto Freq Level Limit Line Margin Read Level Ant Factor Cable Loss Preamp Factor Aux Factor APos TPos Remark MHz dBuV/m dBuV/m dB dBuV dB/m dB dB dB cm deg 1 2462.00 96.48 ------ ------ 80.56 32.20 8.48 34.68 9.92 387 360 Average

Mode	62	
	Harmonic	
	2400-2483.5_802.11g_CH11_2462MHz	
ANT	5+8	
Pol.	Horizontal	Vertical
Peak Avg	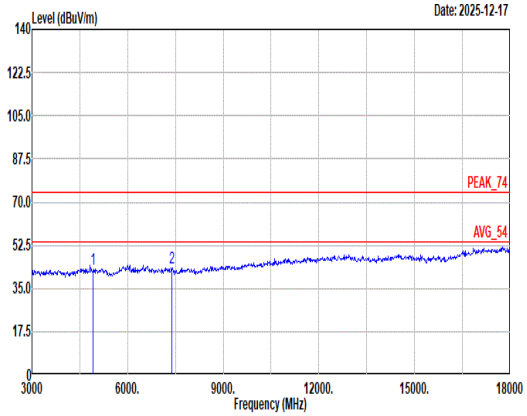 Site : 03CH07-HY Condition: PEAK_74 3m HF_ANT_00227880 HORIZONTAL Freq Level Limit Line Margin Read Level Ant Factor Cable Loss Preamp Factor Aux Factor APos TPos Remark MHz dBuV/m dBuV/m dB dBuV dB/m dB dB dB cm deg 1 4924.00 42.69 74.00 -31.31 53.31 34.50 12.09 58.16 0.95 -- -- Peak 2 7386.00 43.15 74.00 -30.85 49.13 35.87 14.82 57.81 1.14 -- -- Peak	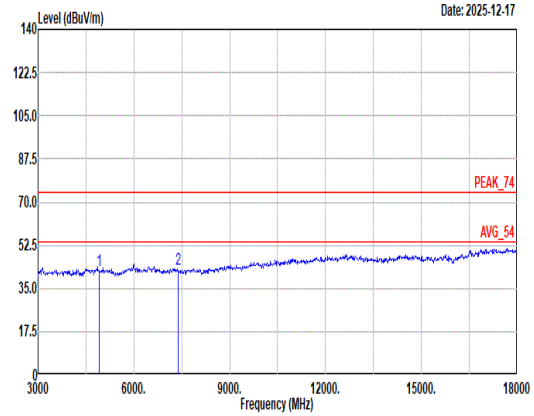 Site : 03CH07-HY Condition: PEAK_74 3m HF_ANT_00227880 VERTICAL Freq Level Limit Line Margin Read Level Ant Factor Cable Loss Preamp Factor Aux Factor APos TPos Remark MHz dBuV/m dBuV/m dB dBuV dB/m dB dB dB cm deg 1 4924.00 42.50 74.00 -31.50 53.12 34.50 12.09 58.16 0.95 -- -- Peak 2 7386.00 42.59 74.00 -31.41 48.57 35.87 14.82 57.81 1.14 -- -- Peak

Mode	62	
	Harmonic	
	2400-2483.5_802.11g_CH11_2462MHz	
ANT	5+8	
Pol.	Horizontal	Vertical
14.47G ~14.5G Avg	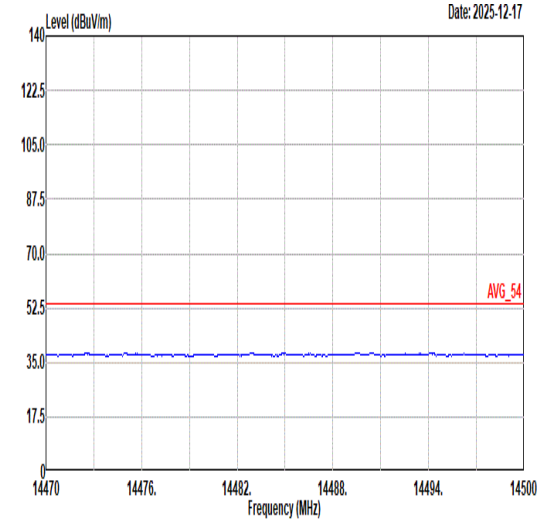 Site : 03CH07-HY Condition: AVG_54 3m HF_ANT_00227880 HORIZONTAL	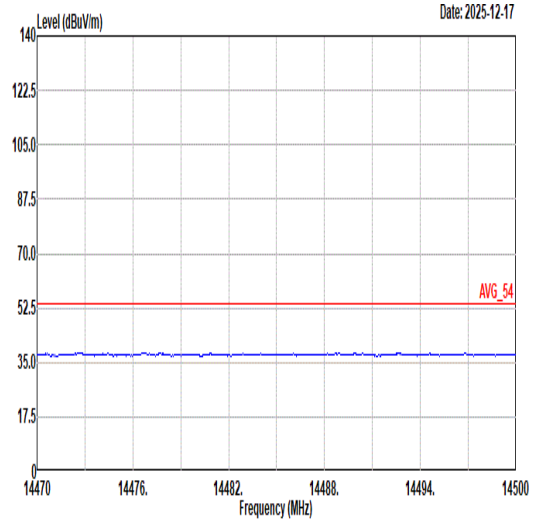 Site : 03CH07-HY Condition: AVG_54 3m HF_ANT_00227880 VERTICAL
17.7G ~18G Avg	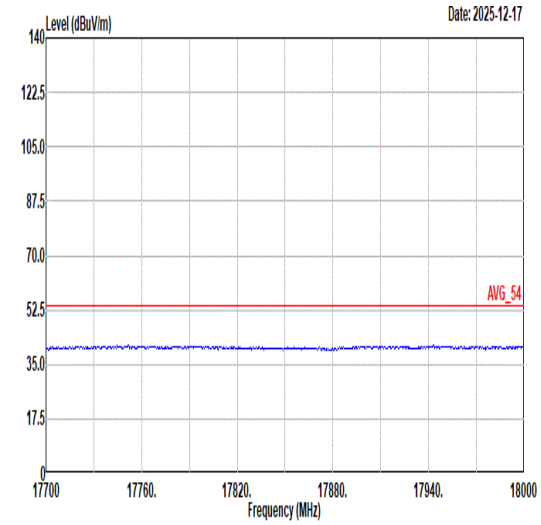 Site : 03CH07-HY Condition: AVG_54 3m HF_ANT_00227880 HORIZONTAL	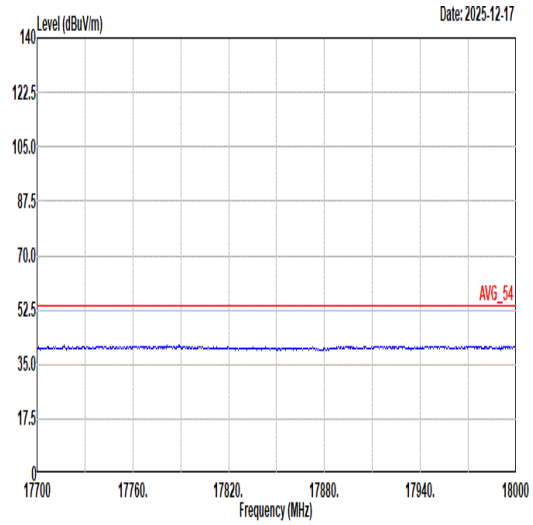 Site : 03CH07-HY Condition: AVG_54 3m HF_ANT_00227880 VERTICAL

Mode	63	
	Band Edge	
	2400-2483.5_802.11n HT20_CH01_2412MHz	
ANT	5+8	
Pol.	Horizontal	Fundamental
Peak	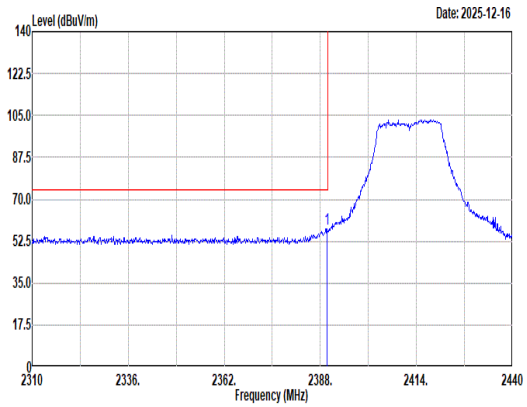 Site : 03CH07-HY Condition: PEAK_BE_74 3m HF_ANT_00066584 HORIZONTAL : RBW:1000.000kHz VBW:3000.000kHz SWT:Auto Freq Level Limit Line Margin Read Level Ant Factor Cable Loss Preamp Factor Aux Factor APos TPos Remark MHz dBuV/m dBuV/m dB dBuV dB/m dB dB dB cm deg 1 2389.82 57.71 74.00 -16.29 42.02 32.10 8.36 34.67 9.90 153 0 Peak	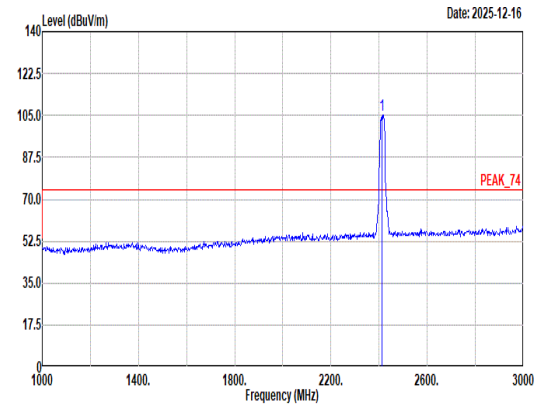 Site : 03CH07-HY Condition: PEAK_74 3m HF_ANT_00066584 HORIZONTAL : RBW:1000.000kHz VBW:3000.000kHz SWT:Auto Freq Level Limit Line Margin Read Level Ant Factor Cable Loss Preamp Factor Aux Factor APos TPos Remark MHz dBuV/m dBuV/m dB dBuV dB/m dB dB dB cm deg 1 2412.00 105.26 ------ ------ 89.45 32.16 8.41 34.67 9.91 153 0 Peak
Avg	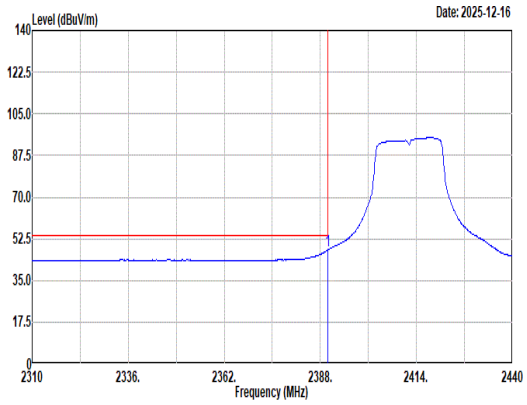 Site : 03CH07-HY Condition: AVG_BE_54 3m HF_ANT_00066584 HORIZONTAL : RBW:1000.000kHz VBW:0.010kHz SWT:Auto Freq Level Limit Line Margin Read Level Ant Factor Cable Loss Preamp Factor Aux Factor APos TPos Remark MHz dBuV/m dBuV/m dB dBuV dB/m dB dB dB cm deg 1 2389.95 47.76 54.00 -6.24 32.07 32.10 8.36 34.67 9.90 153 0 Average	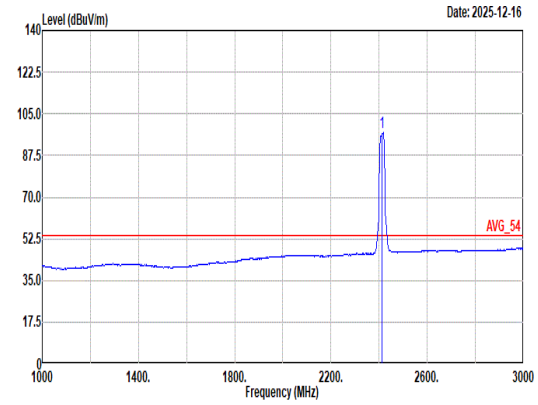 Site : 03CH07-HY Condition: AVG_54 3m HF_ANT_00066584 HORIZONTAL : RBW:1000.000kHz VBW:0.010kHz SWT:Auto Freq Level Limit Line Margin Read Level Ant Factor Cable Loss Preamp Factor Aux Factor APos TPos Remark MHz dBuV/m dBuV/m dB dBuV dB/m dB dB dB cm deg 1 2412.00 97.19 ------ ------ 81.36 32.18 8.41 34.67 9.91 153 0 Average

Mode	63	
	Band Edge	
	2400-2483.5_802.11n HT20_CH01_2412MHz	
ANT	5+8	
Pol.	Vertical	Fundamental
Peak	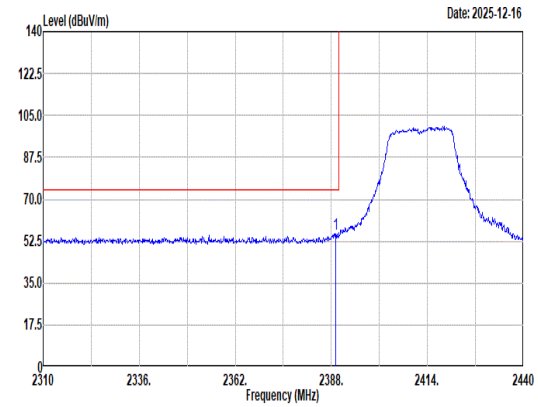 Site : 03CH07-HY Condition: PEAK_BE_74 3m HF_ANT_00066584 VERTICAL : RBW:1000.000kHz VBW:3000.000kHz SWT:Auto Freq Level Limit Line Margin Read Level Ant Factor Cable Loss Preamp Factor Aux Factor APos TPos Remark MHz dBuV/m dBuV/m dB dBuV dB/m dB dB dB cm deg 1 2389.17 55.71 74.00 -18.29 40.02 32.10 8.36 34.67 9.90 346 0 Peak	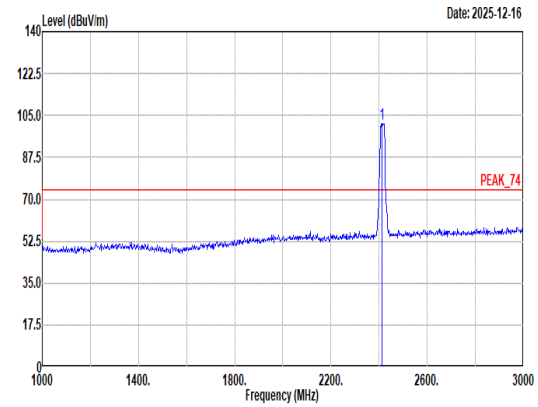 Site : 03CH07-HY Condition: PEAK_74 3m HF_ANT_00066584 VERTICAL : RBW:1000.000kHz VBW:3000.000kHz SWT:Auto Freq Level Limit Line Margin Read Level Ant Factor Cable Loss Preamp Factor Aux Factor APos TPos Remark MHz dBuV/m dBuV/m dB dBuV dB/m dB dB dB cm deg 1 2412.00 101.57 ------ ------ 85.82 32.12 8.40 34.67 9.90 346 0 Peak
Avg	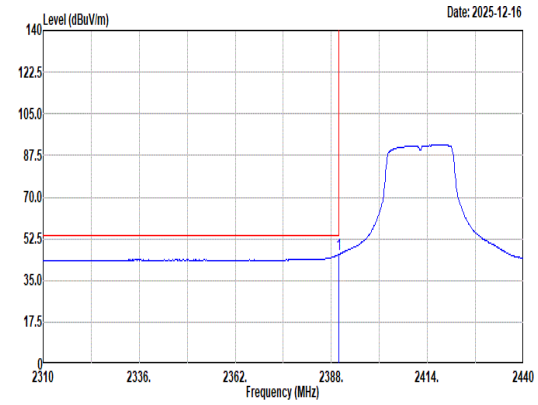 Site : 03CH07-HY Condition: AVG_BE_54 3m HF_ANT_00066584 VERTICAL : RBW:1000.000kHz VBW:0.010kHz SWT:Auto Freq Level Limit Line Margin Read Level Ant Factor Cable Loss Preamp Factor Aux Factor APos TPos Remark MHz dBuV/m dBuV/m dB dBuV dB/m dB dB dB cm deg 1 2389.95 45.92 54.00 -8.08 30.23 32.10 8.36 34.67 9.90 346 0 Average	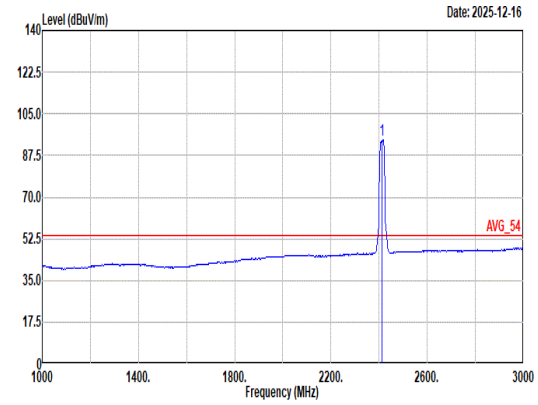 Site : 03CH07-HY Condition: AVG_54 3m HF_ANT_00066584 VERTICAL : RBW:1000.000kHz VBW:0.010kHz SWT:Auto Freq Level Limit Line Margin Read Level Ant Factor Cable Loss Preamp Factor Aux Factor APos TPos Remark MHz dBuV/m dBuV/m dB dBuV dB/m dB dB dB cm deg 1 2412.00 93.99 ------ ------ 78.16 32.18 8.41 34.67 9.91 346 0 Average

Mode	63	
	Harmonic	
	2400-2483.5_802.11n HT20_CH01_2412MHz	
ANT	5+8	
Pol.	Horizontal	Vertical
Peak Avg	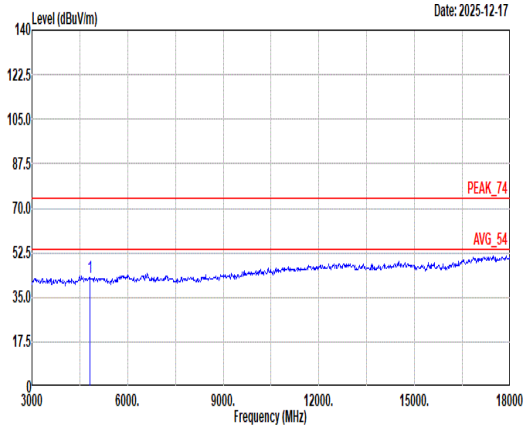 Site : 03CH07-HY Condition: PEAK_74 3m HF_ANT_00227880 HORIZONTAL Freq Level Limit Line Margin Read Level Ant Factor Cable Loss Preamp Factor Aux Factor APos TPos Remark MHz dBuV/m dBuV/m dB dBuV dB/m dB dB dB cm deg 1 4824.00 42.90 74.00 -31.10 53.78 34.50 11.95 58.37 1.04 -- -- Peak	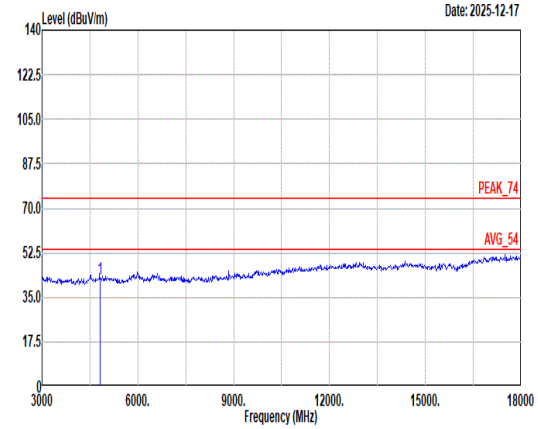 Site : 03CH07-HY Condition: PEAK_74 3m HF_ANT_00227880 VERTICAL Freq Level Limit Line Margin Read Level Ant Factor Cable Loss Preamp Factor Aux Factor APos TPos Remark MHz dBuV/m dBuV/m dB dBuV dB/m dB dB dB cm deg 1 4824.00 42.26 74.00 -31.74 53.14 34.50 11.95 58.37 1.04 -- -- Peak

Mode	63	
	Harmonic	
	2400-2483.5_802.11n HT20_CH01_2412MHz	
ANT	5+8	
Pol.	Horizontal	Vertical
14.47G ~14.5G Avg	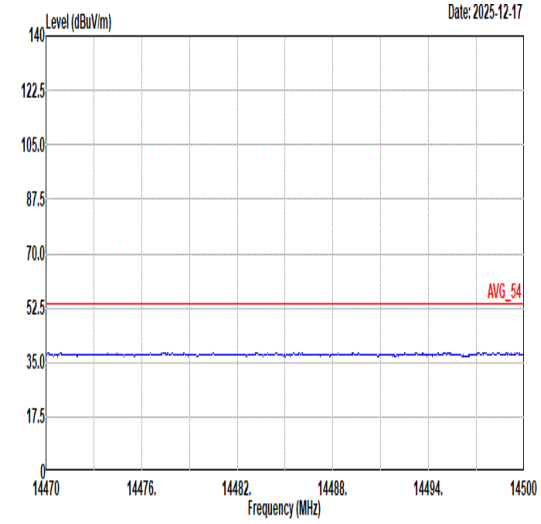 Site : 03CH07-HY Condition: AVG_54 3m HF_ANT_00227880 HORIZONTAL	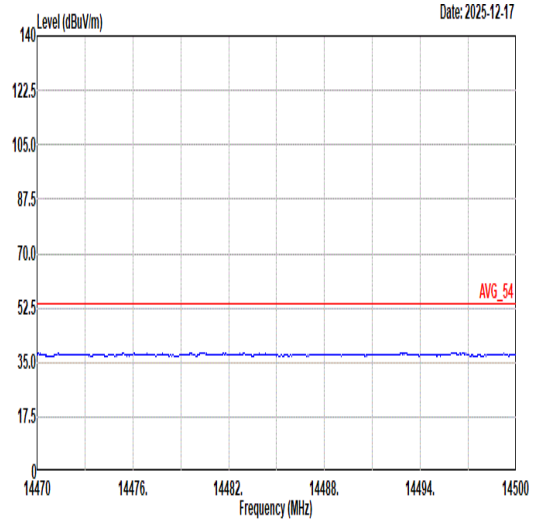 Site : 03CH07-HY Condition: AVG_54 3m HF_ANT_00227880 VERTICAL
17.7G ~18G Avg	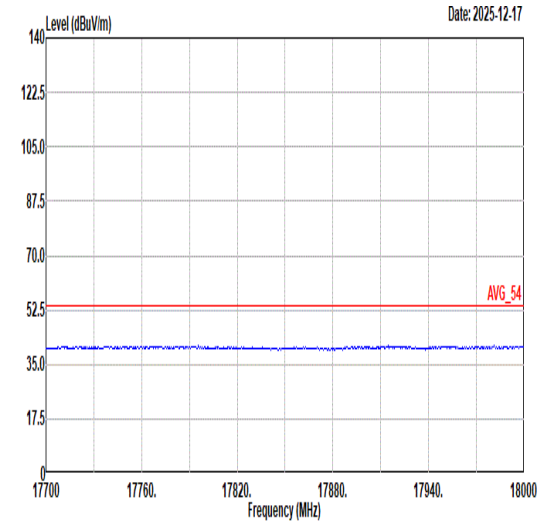 Site : 03CH07-HY Condition: AVG_54 3m HF_ANT_00227880 HORIZONTAL	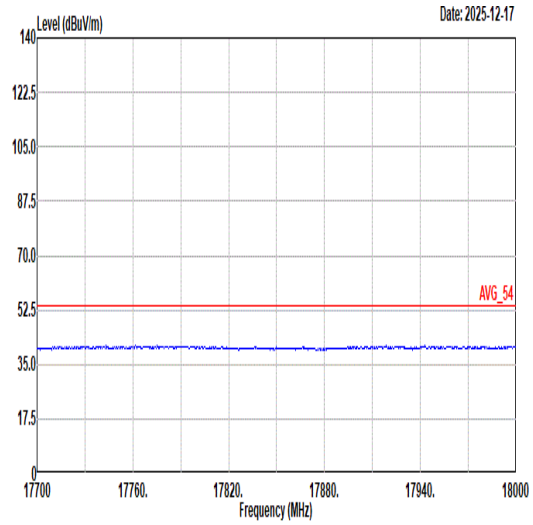 Site : 03CH07-HY Condition: AVG_54 3m HF_ANT_00227880 VERTICAL

Mode	64	
	Band Edge - L	
	2400-2483.5_802.11n HT20_CH06_2437MHz	
ANT	5+8	
Pol.	Horizontal	Fundamental
Peak	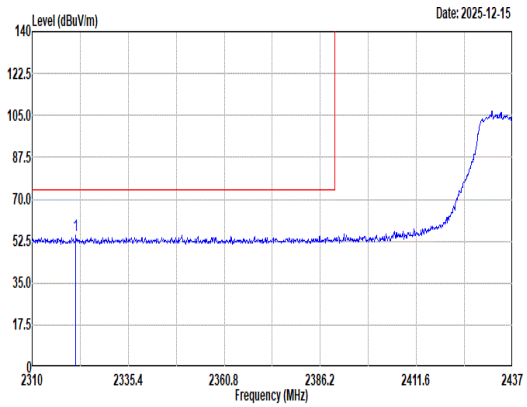 Site : 03CH07-HY Condition: PEAK_BE_74 3m HF_ANT_00066584 HORIZONTAL : RBW:1000.000kHz VBW:3000.000kHz SWT:Auto Freq Level Limit Line Margin Read Level Ant Factor Cable Loss Preamp Factor Aux Factor APos TPos Remark MHz dBuV/m dBuV/m dB dBuV dB/m dB dB dB cm deg 1 2321.56 55.02 74.00 -18.98 39.53 32.02 8.23 34.66 9.90 143 0 Peak	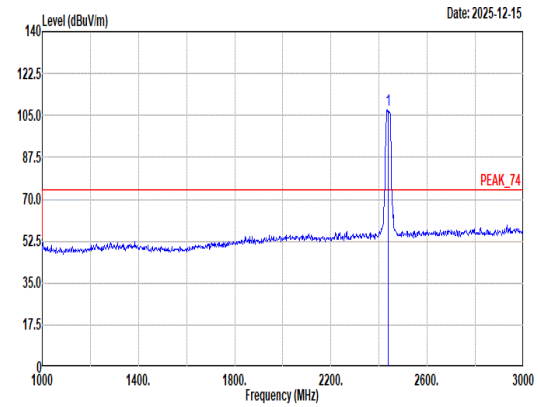 Site : 03CH07-HY Condition: PEAK_74 3m HF_ANT_00066584 HORIZONTAL : RBW:1000.000kHz VBW:3000.000kHz SWT:Auto Freq Level Limit Line Margin Read Level Ant Factor Cable Loss Preamp Factor Aux Factor APos TPos Remark MHz dBuV/m dBuV/m dB dBuV dB/m dB dB dB cm deg 1 2437.00 107.25 ------ ------ 91.50 32.08 8.43 34.67 9.91 143 0 Peak
Avg	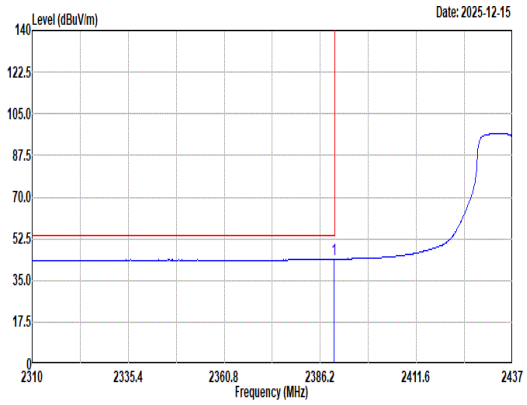 Site : 03CH07-HY Condition: AVG_BE_54 3m HF_ANT_00066584 HORIZONTAL : RBW:1000.000kHz VBW:0.010kHz SWT:Auto Freq Level Limit Line Margin Read Level Ant Factor Cable Loss Preamp Factor Aux Factor APos TPos Remark MHz dBuV/m dBuV/m dB dBuV dB/m dB dB dB cm deg 1 2389.76 43.97 54.00 -10.03 28.28 32.10 8.36 34.67 9.90 143 0 Average	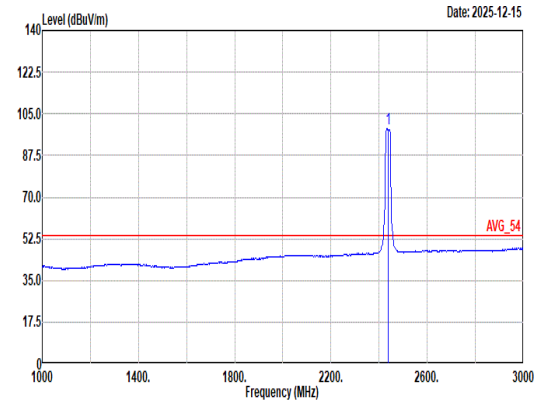 Site : 03CH07-HY Condition: AVG_54 3m HF_ANT_00066584 HORIZONTAL : RBW:1000.000kHz VBW:0.010kHz SWT:Auto Freq Level Limit Line Margin Read Level Ant Factor Cable Loss Preamp Factor Aux Factor APos TPos Remark MHz dBuV/m dBuV/m dB dBuV dB/m dB dB dB cm deg 1 2437.00 98.69 ------ ------ 82.95 32.06 8.44 34.67 9.91 143 0 Average

Mode	64	
	Band Edge - R	
	2400-2483.5_802.11n HT20_CH06_2437MHz	
ANT	5+8	
Pol.	Horizontal	Fundamental
Peak	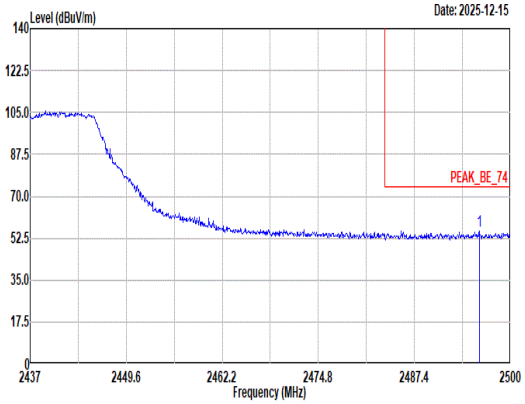 Site : 03CH07-HY Condition: PEAK_BE_74 3m HF_ANT_00066584 HORIZONTAL : RBW:1000.000kHz VBW:3000.000kHz SWT:Auto Freq Level Limit Line Margin Read Level Ant Factor Cable Loss Preamp Factor Aux Factor APos TPos Remark MHz dBuV/m dBuV/m dB dBuV dB/m dB dB dB cm deg 1 2495.91 55.37 74.00 -18.63 39.21 32.36 8.54 34.68 9.94 143 0 Peak	Blank
Avg	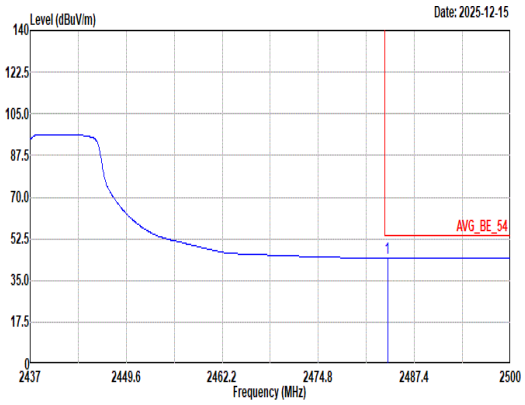 Site : 03CH07-HY Condition: AVG_BE_54 3m HF_ANT_00066584 HORIZONTAL : RBW:1000.000kHz VBW:0.010kHz SWT:Auto Freq Level Limit Line Margin Read Level Ant Factor Cable Loss Preamp Factor Aux Factor APos TPos Remark MHz dBuV/m dBuV/m dB dBuV dB/m dB dB dB cm deg 1 2483.87 44.32 54.00 -9.68 28.31 32.24 8.52 34.68 9.93 143 0 Average	Blank

Mode	64	
	Band Edge - L	
	2400-2483.5_802.11n HT20_CH06_2437MHz	
ANT	5+8	
Pol.	Vertical	Fundamental
Peak	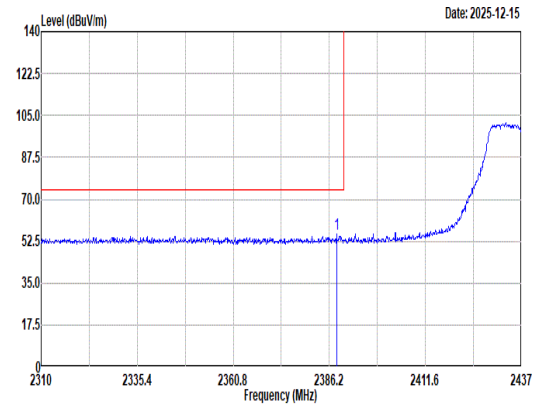 Site : 03CH07-HY Condition: PEAK_BE_74 3m HF_ANT_00066584 VERTICAL : RBW:1000.000kHz VBW:3000.000kHz SWT:Auto 1 2388.11 55.34 74.00 -18.66 39.65 32.10 8.36 34.67 9.90 340 0 Peak	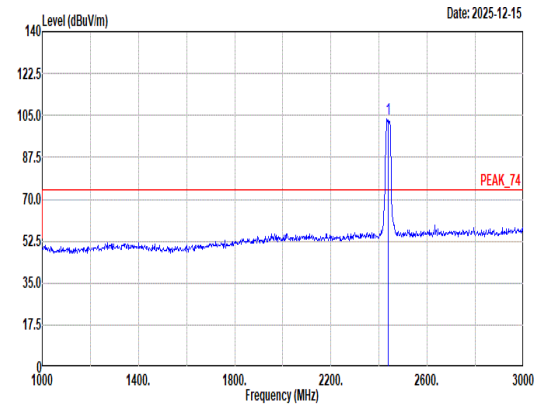 Site : 03CH07-HY Condition: PEAK_74 3m HF_ANT_00066584 VERTICAL : RBW:1000.000kHz VBW:3000.000kHz SWT:Auto 1 2437.00 103.60 ------ ------ 87.85 32.08 8.43 34.67 9.91 340 0 Peak
Avg	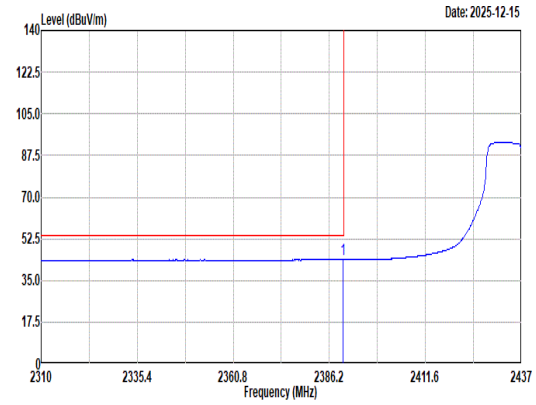 Site : 03CH07-HY Condition: AVG_BE_54 3m HF_ANT_00066584 VERTICAL : RBW:1000.000kHz VBW:0.010kHz SWT:Auto 1 2389.88 43.75 54.00 -10.25 28.06 32.10 8.36 34.67 9.90 340 0 Average	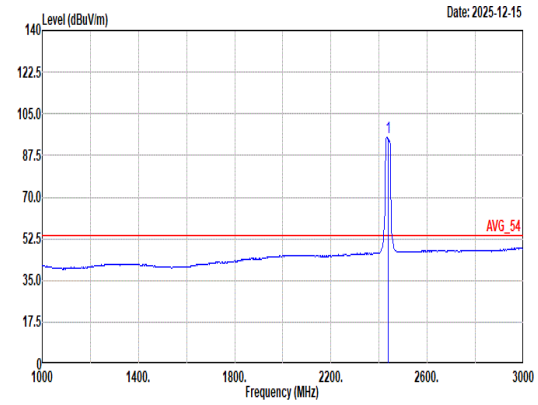 Site : 03CH07-HY Condition: AVG_54 3m HF_ANT_00066584 VERTICAL : RBW:1000.000kHz VBW:0.010kHz SWT:Auto 1 2437.00 95.17 ------ ------ 79.40 32.10 8.43 34.67 9.91 340 0 Average

Mode	64	
	Band Edge - R	
	2400-2483.5_802.11n HT20_CH06_2437MHz	
ANT	5+8	
Pol.	Vertical	Fundamental
Peak	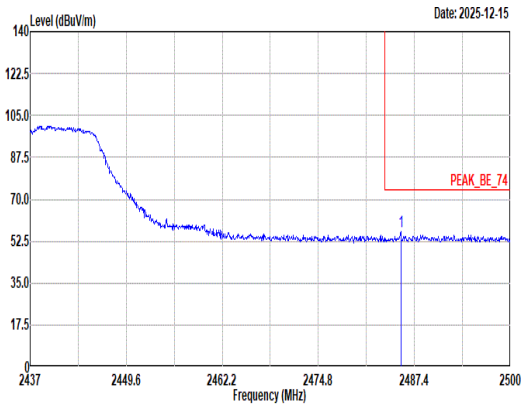 Site : 03CH07-HY Condition: PEAK_BE_74 3m HF_ANT_00066584 VERTICAL : RBW:1000.000kHz VBW:3000.000kHz SWT:Auto Limit Read Ant Cable Preamp Aux APos TPos Freq Level Line Margin Level Factor Loss Factor Factor Remark MHz dBuV/m dBuV/m dB dBuV dB/m dB dB dB cm deg 1 2485.64 56.28 74.00 -17.72 40.25 32.26 8.52 34.68 9.93 340 0 Peak	Blank
Avg	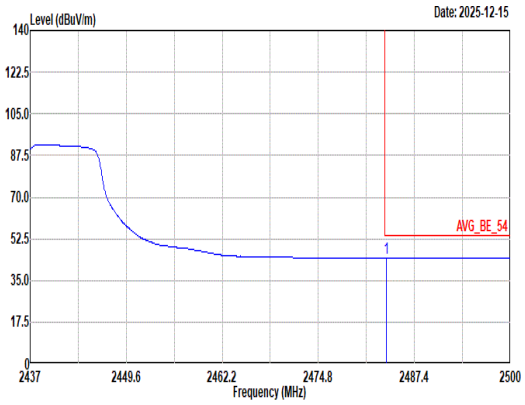 Site : 03CH07-HY Condition: AVG_BE_54 3m HF_ANT_00066584 VERTICAL : RBW:1000.000kHz VBW:0.010kHz SWT:Auto Limit Read Ant Cable Preamp Aux APos TPos Freq Level Line Margin Level Factor Loss Factor Factor Remark MHz dBuV/m dBuV/m dB dBuV dB/m dB dB dB cm deg 1 2483.68 44.33 54.00 -9.67 28.32 32.24 8.52 34.68 9.93 340 0 Average	Blank

Mode	64	
	Harmonic	
	2400-2483.5_802.11n HT20_CH06_2437MHz	
ANT	5+8	
Pol.	Horizontal	Vertical
Peak Avg	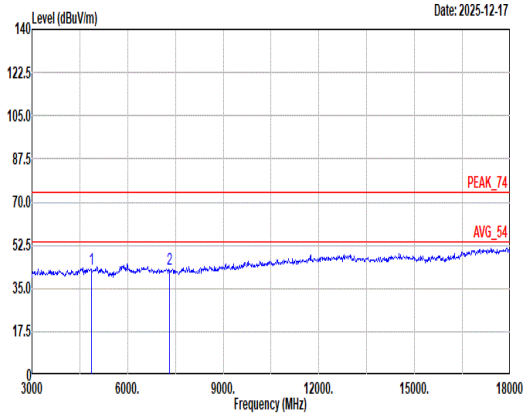 Site : 03CH07-HY Condition: PEAK_74 3m HF_ANT_00227880 HORIZONTAL Freq Level Limit Line Margin Read Level Ant Factor Cable Loss Preamp Factor Aux Factor APos TPos Remark MHz dBuV/m dBuV/m dB dBuV dB/m dB dB dB cm deg 1 4874.00 42.90 74.00 -31.10 53.64 34.50 12.02 58.26 1.00 -- -- Peak 2 7311.00 42.90 74.00 -31.10 48.94 35.80 14.68 57.68 1.16 -- -- Peak	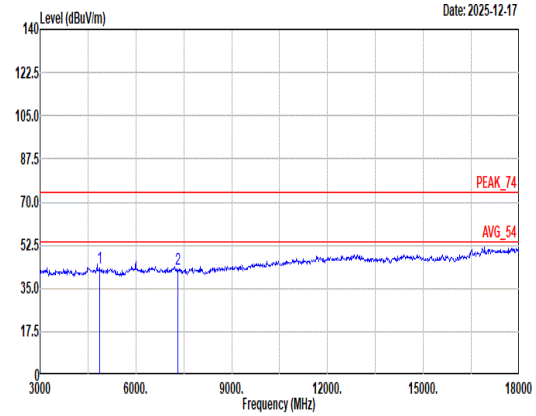 Site : 03CH07-HY Condition: PEAK_74 3m HF_ANT_00227880 VERTICAL Freq Level Limit Line Margin Read Level Ant Factor Cable Loss Preamp Factor Aux Factor APos TPos Remark MHz dBuV/m dBuV/m dB dBuV dB/m dB dB dB cm deg 1 4874.00 43.08 74.00 -30.92 53.82 34.50 12.02 58.26 1.00 -- -- Peak 2 7311.00 42.72 74.00 -31.28 48.76 35.80 14.68 57.68 1.16 -- -- Peak

Mode	64	
	Harmonic	
	2400-2483.5_802.11n HT20_CH06_2437MHz	
ANT	5+8	
Pol.	Horizontal	Vertical
14.47G ~14.5G Avg	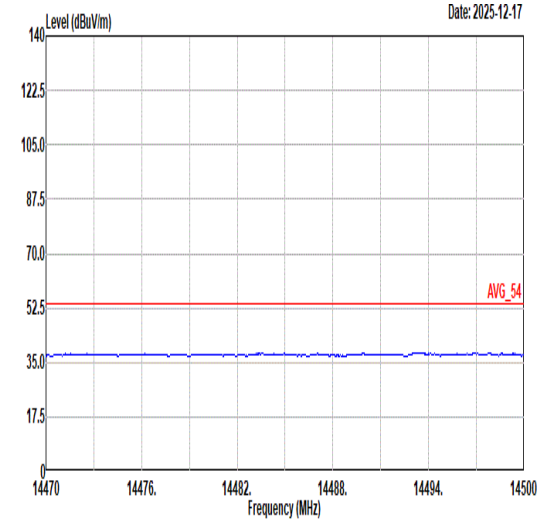 Site : 03CH07-HY Condition: AVG_54 3m HF_ANT_00227880 HORIZONTAL	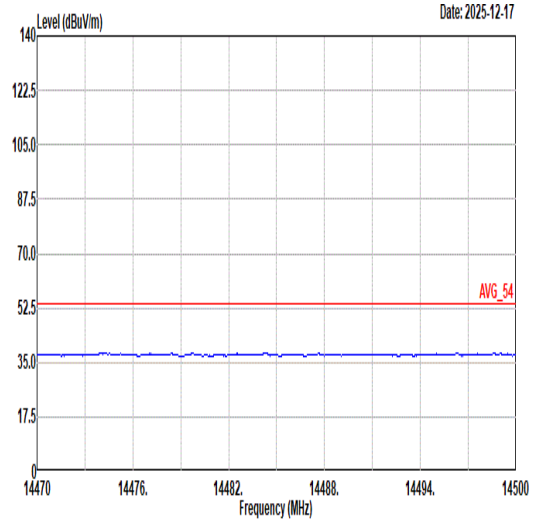 Site : 03CH07-HY Condition: AVG_54 3m HF_ANT_00227880 VERTICAL
17.7G ~18G Avg	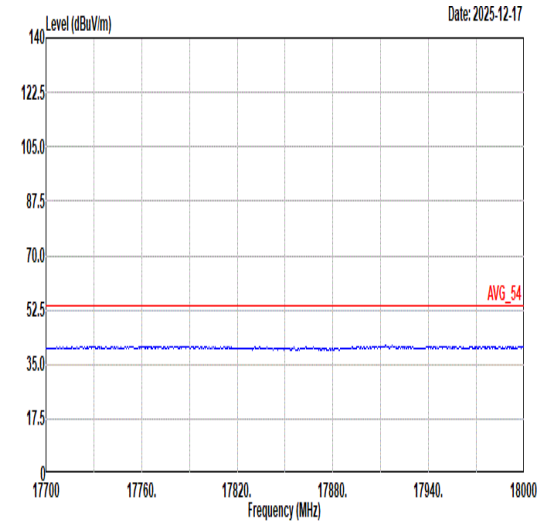 Site : 03CH07-HY Condition: AVG_54 3m HF_ANT_00227880 HORIZONTAL	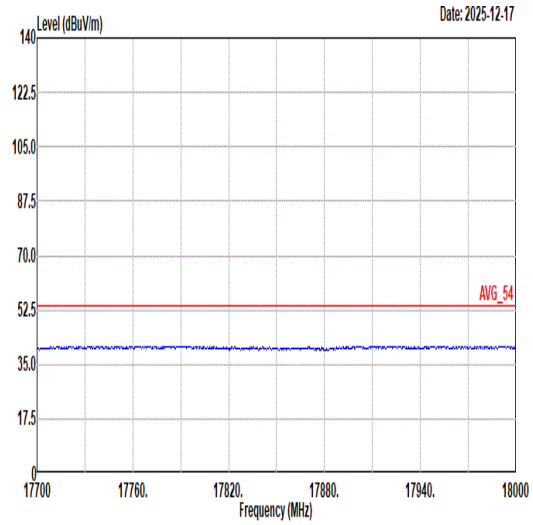 Site : 03CH07-HY Condition: AVG_54 3m HF_ANT_00227880 VERTICAL

Mode	65	
	Band Edge	
	2400-2483.5_802.11n HT20_CH11_2462MHz	
ANT	5+8	
Pol.	Horizontal	Fundamental
Peak	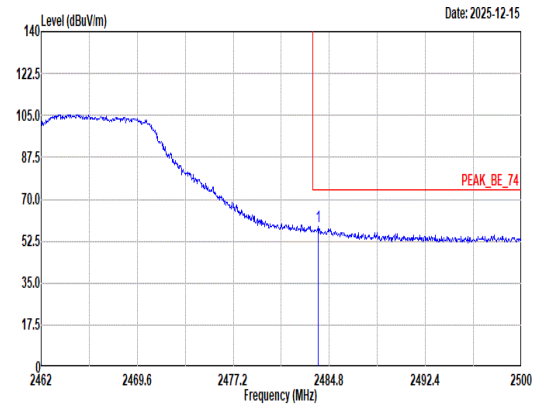 Site : 03CH07-HY Condition: PEAK_BE_74 3m HF_ANT_00066584 HORIZONTAL : RBW:1000.000kHz VBW:3000.000kHz SWT:Auto Freq Level Limit Line Margin Read Level Ant Factor Cable Loss Preamp Factor Aux Factor APos TPos Remark MHz dBuV/m dBuV/m dB dBuV dB/m dB dB dB cm deg 1 2483.93 58.76 74.00 -15.24 42.75 32.24 8.52 34.68 9.93 379 0 Peak	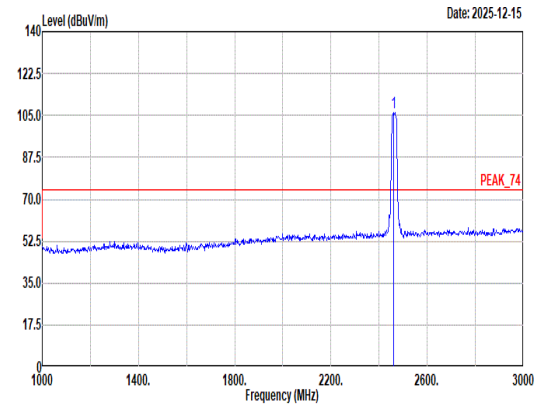 Site : 03CH07-HY Condition: PEAK_74 3m HF_ANT_00066584 HORIZONTAL : RBW:1000.000kHz VBW:3000.000kHz SWT:Auto Freq Level Limit Line Margin Read Level Ant Factor Cable Loss Preamp Factor Aux Factor APos TPos Remark MHz dBuV/m dBuV/m dB dBuV dB/m dB dB dB cm deg 1 2462.00 106.10 ------ ------ 90.18 32.20 8.48 34.68 9.92 379 0 Peak
Avg	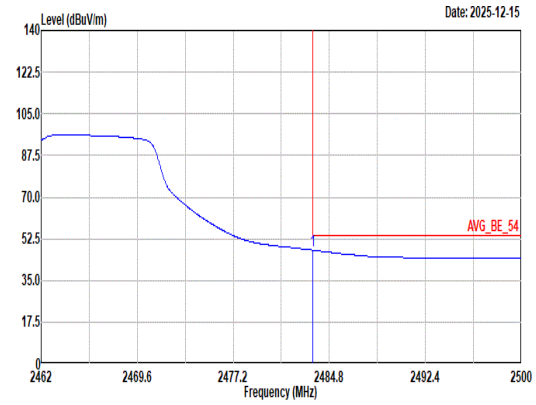 Site : 03CH07-HY Condition: AVG_BE_54 3m HF_ANT_00066584 HORIZONTAL : RBW:1000.000kHz VBW:0.010kHz SWT:Auto Freq Level Limit Line Margin Read Level Ant Factor Cable Loss Preamp Factor Aux Factor APos TPos Remark MHz dBuV/m dBuV/m dB dBuV dB/m dB dB dB cm deg 1 2483.51 47.73 54.00 -6.27 31.72 32.24 8.52 34.68 9.93 379 0 Average	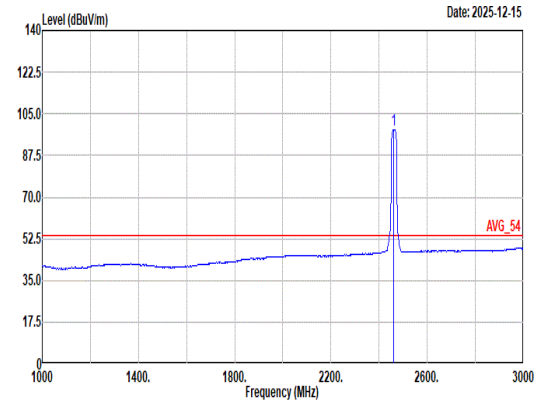 Site : 03CH07-HY Condition: AVG_54 3m HF_ANT_00066584 HORIZONTAL : RBW:1000.000kHz VBW:0.010kHz SWT:Auto Freq Level Limit Line Margin Read Level Ant Factor Cable Loss Preamp Factor Aux Factor APos TPos Remark MHz dBuV/m dBuV/m dB dBuV dB/m dB dB dB cm deg 1 2462.00 98.30 ------ ------ 82.38 32.20 8.48 34.68 9.92 379 0 Average

Mode	65	
	Band Edge	
	2400-2483.5_802.11n HT20_CH11_2462MHz	
ANT	5+8	
Pol.	Vertical	Fundamental
Peak	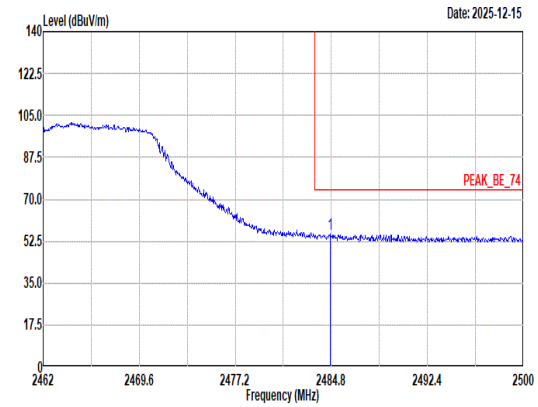 Site : 03CH07-HY Condition: PEAK_BE_74 3m HF_ANT_00066584 VERTICAL : RBW:1000.000kHz VBW:3000.000kHz SWT:Auto 1 2484.69 55.28 74.00 -18.72 39.26 32.25 8.52 34.68 9.93 388 4 Peak	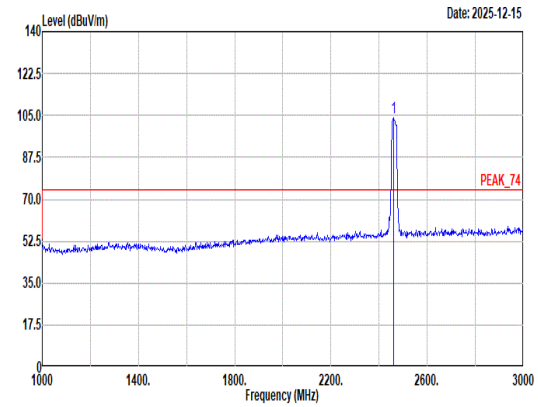 Site : 03CH07-HY Condition: PEAK_74 3m HF_ANT_00066584 VERTICAL : RBW:1000.000kHz VBW:3000.000kHz SWT:Auto 1 2462.00 103.94 ------ ------ 88.02 32.20 8.48 34.68 9.92 388 4 Peak
Avg	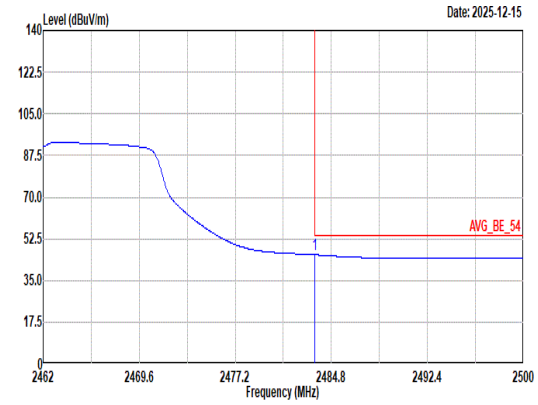 Site : 03CH07-HY Condition: AVG_BE_54 3m HF_ANT_00066584 VERTICAL : RBW:1000.000kHz VBW:0.010kHz SWT:Auto 1 2483.51 45.79 54.00 -8.21 29.78 32.24 8.52 34.68 9.93 388 4 Average	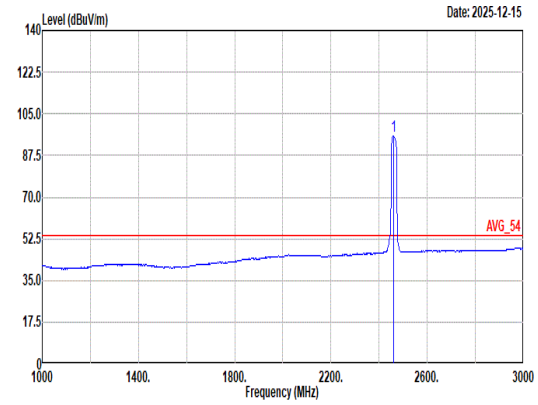 Site : 03CH07-HY Condition: AVG_54 3m HF_ANT_00066584 VERTICAL : RBW:1000.000kHz VBW:0.010kHz SWT:Auto 1 2462.00 95.87 ------ ------ 79.96 32.18 8.48 34.67 9.92 388 4 Average

Mode	65	
	Harmonic	
	2400-2483.5_802.11n HT20_CH11_2462MHz	
ANT	5+8	
Pol.	Horizontal	Vertical
Peak Avg	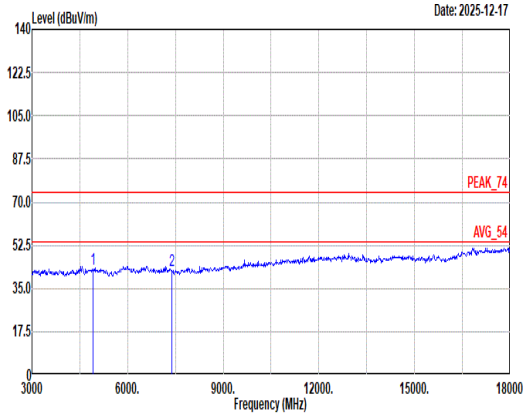 Site : 03CH07-HY Condition: PEAK_74 3m HF_ANT_00227880 HORIZONTAL Freq Level Limit Line Margin Read Level Ant Factor Cable Loss Preamp Factor Aux Factor APos TPos Remark MHz dBuV/m dBuV/m dB dBuV dB/m dB dB dB cm deg 1 4924.00 42.78 74.00 -31.22 53.40 34.50 12.09 58.16 0.95 -- -- Peak 2 7386.00 42.44 74.00 -31.56 48.42 35.87 14.82 57.81 1.14 -- -- Peak	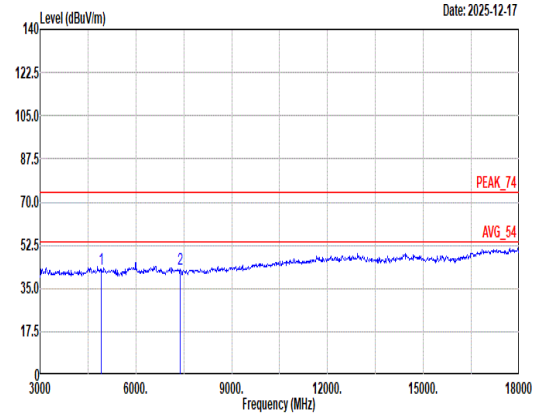 Site : 03CH07-HY Condition: PEAK_74 3m HF_ANT_00227880 VERTICAL Freq Level Limit Line Margin Read Level Ant Factor Cable Loss Preamp Factor Aux Factor APos TPos Remark MHz dBuV/m dBuV/m dB dBuV dB/m dB dB dB cm deg 1 4924.00 42.89 74.00 -31.11 53.51 34.50 12.09 58.16 0.95 -- -- Peak 2 7386.00 42.66 74.00 -31.34 48.64 35.87 14.82 57.81 1.14 -- -- Peak

Mode	65	
	Harmonic	
	2400-2483.5_802.11n HT20_CH11_2462MHz	
ANT	5+8	
Pol.	Horizontal	Vertical
14.47G ~14.5G Avg	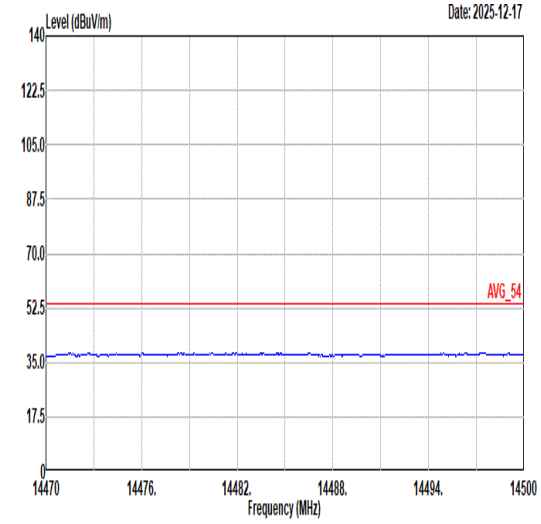 Site : 03CH07-HY Condition: AVG_54 3m HF_ANT_00227880 HORIZONTAL	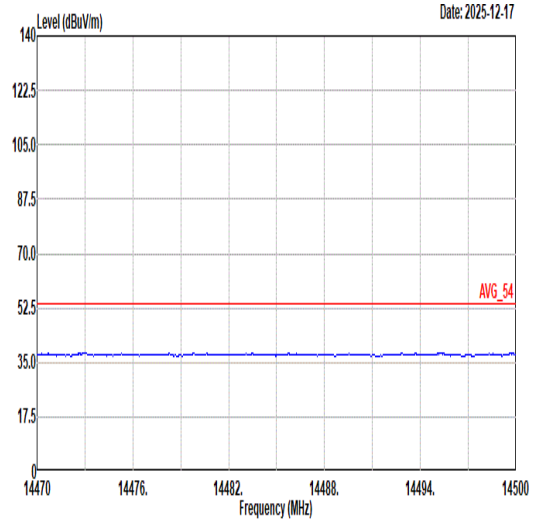 Site : 03CH07-HY Condition: AVG_54 3m HF_ANT_00227880 VERTICAL
17.7G ~18G Avg	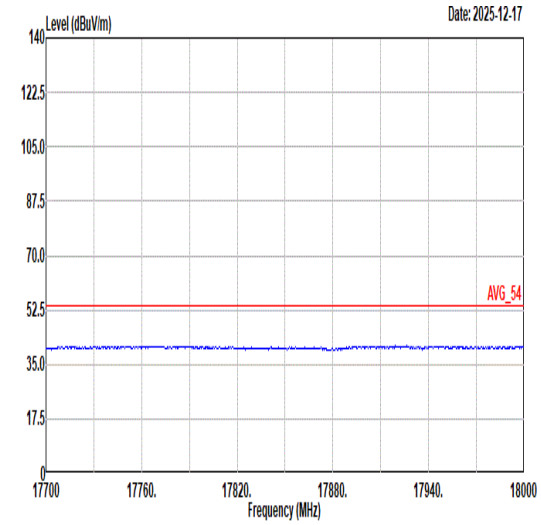 Site : 03CH07-HY Condition: AVG_54 3m HF_ANT_00227880 HORIZONTAL	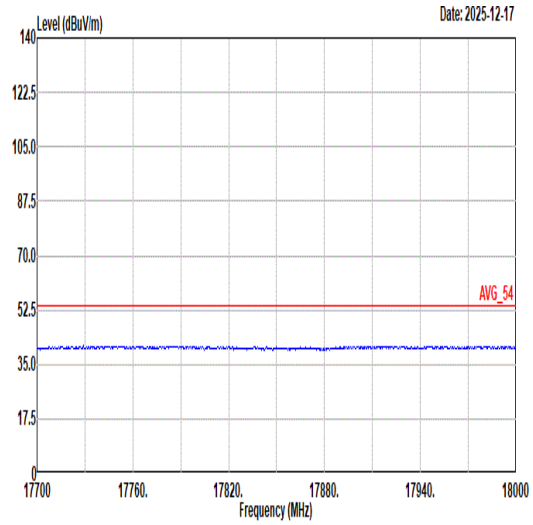 Site : 03CH07-HY Condition: AVG_54 3m HF_ANT_00227880 VERTICAL

Mode	66	
	Band Edge	
	2400-2483.5_802.11be EHT20_CH01_Full RU_2412MHz	
ANT	5+8	
Pol.	Horizontal	Fundamental
Peak	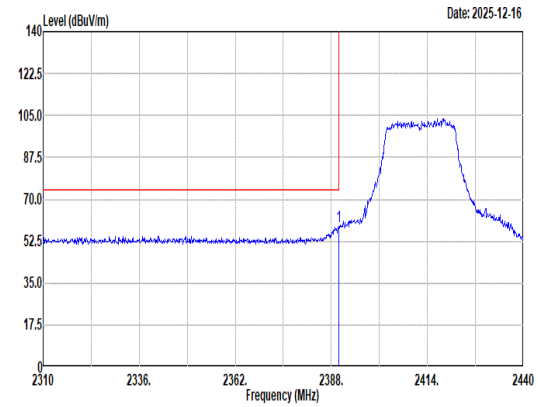 Site : 03CH07-HY Condition: PEAK_BE_74 3m HF_ANT_00066584 HORIZONTAL : RBW:1000.000kHz VBW:3000.000kHz SWT:Auto Freq Level Limit Line Margin Read Level Ant Factor Cable Loss Preamp Factor Aux Factor APos TPos Remark MHz dBuV/m dBuV/m dB dBuV dB/m dB dB dB cm deg 1 2389.95 58.57 74.00 -15.43 42.88 32.10 8.36 34.67 9.90 159 360 Peak	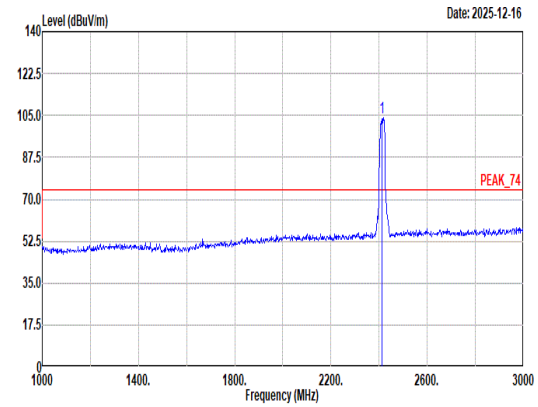 Site : 03CH07-HY Condition: PEAK_74 3m HF_ANT_00066584 HORIZONTAL : RBW:1000.000kHz VBW:3000.000kHz SWT:Auto Freq Level Limit Line Margin Read Level Ant Factor Cable Loss Preamp Factor Aux Factor APos TPos Remark MHz dBuV/m dBuV/m dB dBuV dB/m dB dB dB cm deg 1 2412.00 103.99 ------ ------ 88.16 32.18 8.41 34.67 9.91 159 360 Peak
Avg	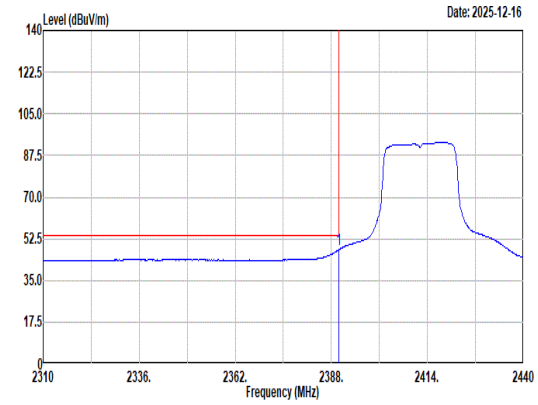 Site : 03CH07-HY Condition: AVG_BE_54 3m HF_ANT_00066584 HORIZONTAL : RBW:1000.000kHz VBW:0.010kHz SWT:Auto Freq Level Limit Line Margin Read Level Ant Factor Cable Loss Preamp Factor Aux Factor APos TPos Remark MHz dBuV/m dBuV/m dB dBuV dB/m dB dB dB cm deg 1 2389.95 47.93 54.00 -6.07 32.24 32.10 8.36 34.67 9.90 159 360 Average	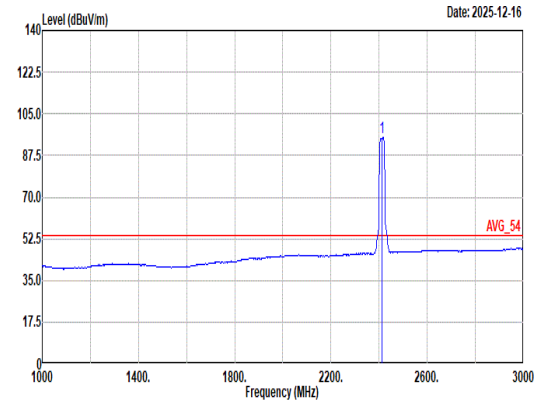 Site : 03CH07-HY Condition: AVG_54 3m HF_ANT_00066584 HORIZONTAL : RBW:1000.000kHz VBW:0.010kHz SWT:Auto Freq Level Limit Line Margin Read Level Ant Factor Cable Loss Preamp Factor Aux Factor APos TPos Remark MHz dBuV/m dBuV/m dB dBuV dB/m dB dB dB cm deg 1 2412.00 95.12 ------ ------ 79.29 32.18 8.41 34.67 9.91 159 360 Average

Mode	66	
	Band Edge	
	2400-2483.5_802.11be EHT20_CH01_Full RU_2412MHz	
ANT	5+8	
Pol.	Vertical	Fundamental
Peak	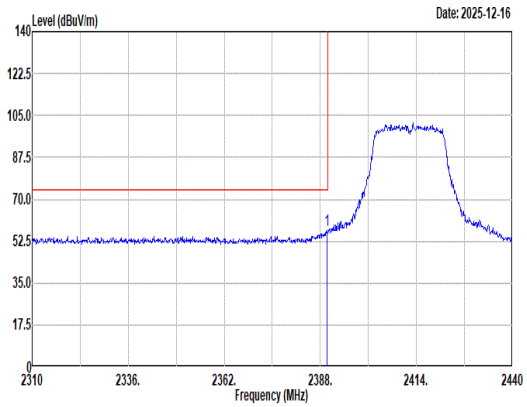 Site : 03CH07-HY Condition: PEAK_BE_74 3m HF_ANT_00066584 VERTICAL : RBW:1000.000kHz VBW:3000.000kHz SWT:Auto Freq Level Limit Line Margin Read Level Ant Factor Cable Loss Preamp Factor Aux Factor APos TPos Remark MHz dBuV/m dBuV/m dB dBuV dB/m dB dB dB cm deg 1 2389.82 57.23 74.00 -16.77 41.54 32.10 8.36 34.67 9.90 354 0 Peak	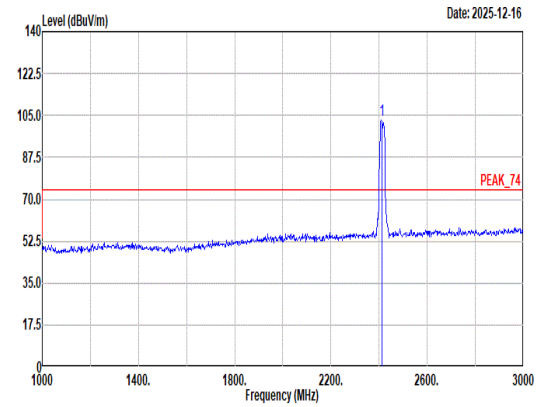 Site : 03CH07-HY Condition: PEAK_74 3m HF_ANT_00066584 VERTICAL : RBW:1000.000kHz VBW:3000.000kHz SWT:Auto Freq Level Limit Line Margin Read Level Ant Factor Cable Loss Preamp Factor Aux Factor APos TPos Remark MHz dBuV/m dBuV/m dB dBuV dB/m dB dB dB cm deg 1 2412.00 103.22 ------ ------ 87.52 32.08 8.39 34.67 9.90 354 0 Peak
Avg	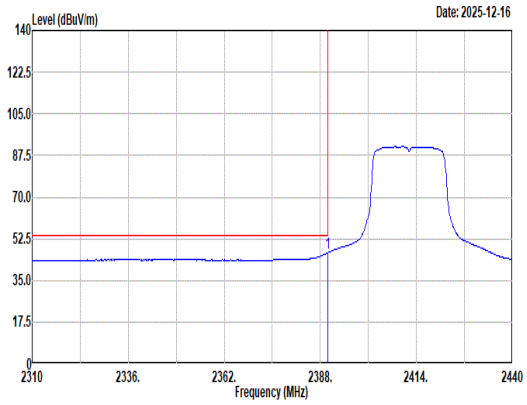 Site : 03CH07-HY Condition: AVG_BE_54 3m HF_ANT_00066584 VERTICAL : RBW:1000.000kHz VBW:0.010kHz SWT:Auto Freq Level Limit Line Margin Read Level Ant Factor Cable Loss Preamp Factor Aux Factor APos TPos Remark MHz dBuV/m dBuV/m dB dBuV dB/m dB dB dB cm deg 1 2389.95 46.57 54.00 -7.43 30.88 32.10 8.36 34.67 9.90 354 0 Average	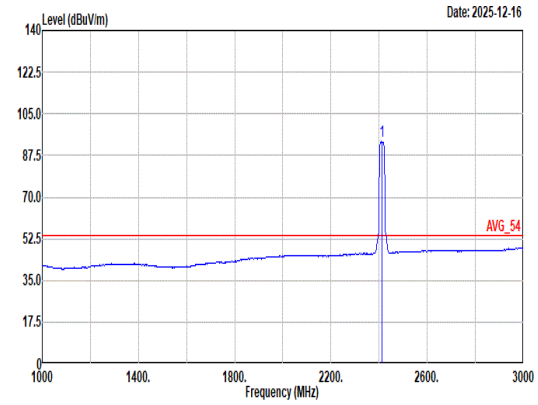 Site : 03CH07-HY Condition: AVG_54 3m HF_ANT_00066584 VERTICAL : RBW:1000.000kHz VBW:0.010kHz SWT:Auto Freq Level Limit Line Margin Read Level Ant Factor Cable Loss Preamp Factor Aux Factor APos TPos Remark MHz dBuV/m dBuV/m dB dBuV dB/m dB dB dB cm deg 1 2412.00 93.43 ------ ------ 77.73 32.08 8.39 34.67 9.90 354 0 Average

Mode	66	
	Harmonic	
	2400-2483.5_802.11be EHT20_CH01_Full RU_2412MHz	
ANT	5+8	
Pol.	Horizontal	Vertical
Peak Avg	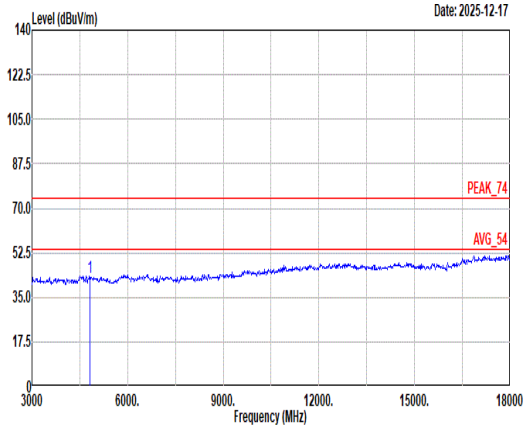 Site : 03CH07-HY Condition: PEAK_74 3m HF_ANT_00227880 HORIZONTAL Freq Level Limit Line Margin Read Level Ant Factor Cable Loss Preamp Factor Aux Factor APos TPos Remark MHz dBuV/m dBuV/m dB dBuV dB/m dB dB dB cm deg 1 4824.00 42.59 74.00 -31.41 53.47 34.50 11.95 58.37 1.04 -- -- Peak	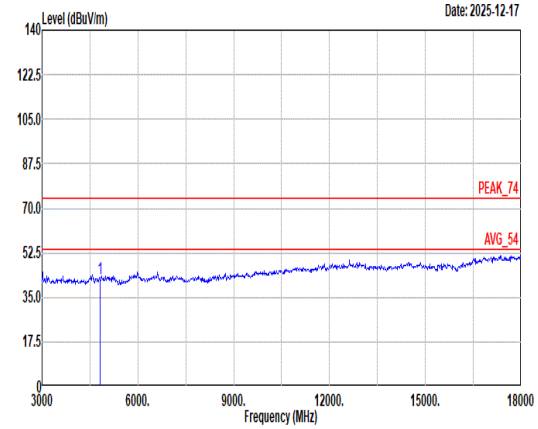 Site : 03CH07-HY Condition: PEAK_74 3m HF_ANT_00227880 VERTICAL Freq Level Limit Line Margin Read Level Ant Factor Cable Loss Preamp Factor Aux Factor APos TPos Remark MHz dBuV/m dBuV/m dB dBuV dB/m dB dB dB cm deg 1 4824.00 42.06 74.00 -31.94 52.94 34.50 11.95 58.37 1.04 -- -- Peak

Mode	66	
	Harmonic	
	2400-2483.5_802.11be EHT20_CH01_Full RU_2412MHz	
ANT	5+8	
Pol.	Horizontal	Vertical
14.47G ~14.5G Avg	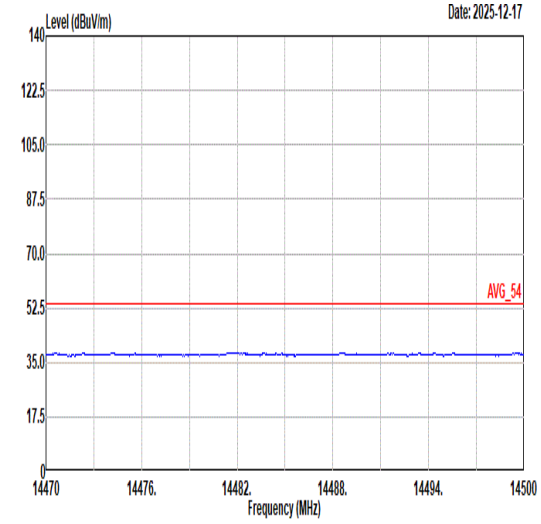 Site : 03CH07-HY Condition: AVG_54 3m HF_ANT_00227880 HORIZONTAL	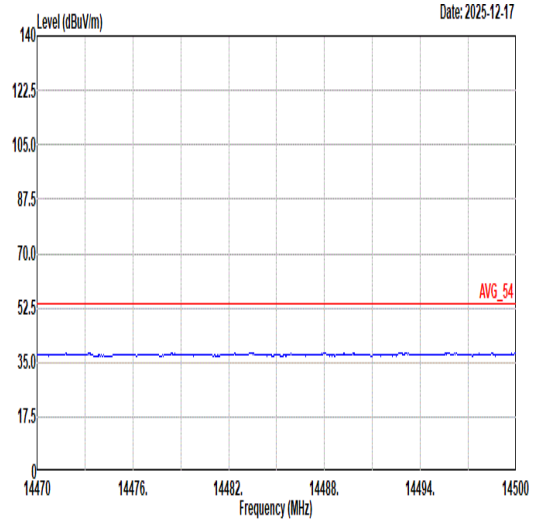 Site : 03CH07-HY Condition: AVG_54 3m HF_ANT_00227880 VERTICAL
17.7G ~18G Avg	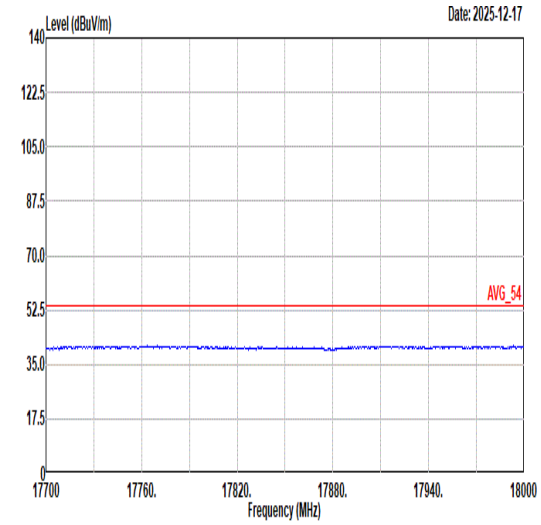 Site : 03CH07-HY Condition: AVG_54 3m HF_ANT_00227880 HORIZONTAL	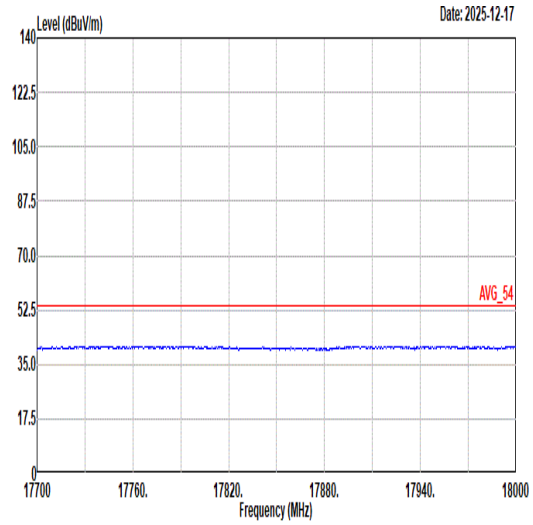 Site : 03CH07-HY Condition: AVG_54 3m HF_ANT_00227880 VERTICAL

Mode	67	
	Band Edge - L	
	2400-2483.5_802.11be EHT20_CH06_Full RU_2437MHz	
ANT	5+8	
Pol.	Horizontal	Fundamental
Peak	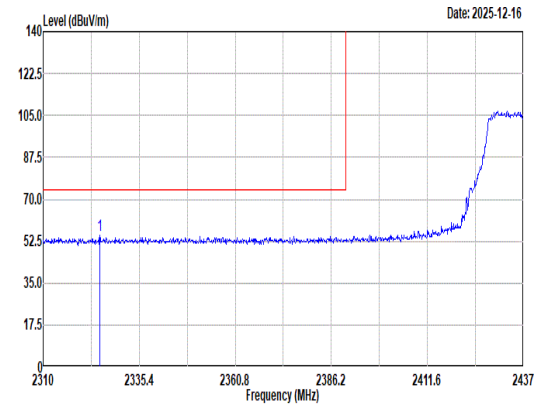 Site : 03CH07-HY Condition: PEAK_BE_74 3m HF_ANT_00066584 HORIZONTAL : RBW:1000.000kHz VBW:3000.000kHz SWT:Auto Freq Level Limit Line Margin Read Level Ant Factor Cable Loss Preamp Factor Aux Factor APos TPos Remark MHz dBuV/m dBuV/m dB dBuV dB/m dB dB dB cm deg 1 2324.99 54.69 74.00 -19.31 39.16 32.05 8.24 34.66 9.90 146 353 Peak	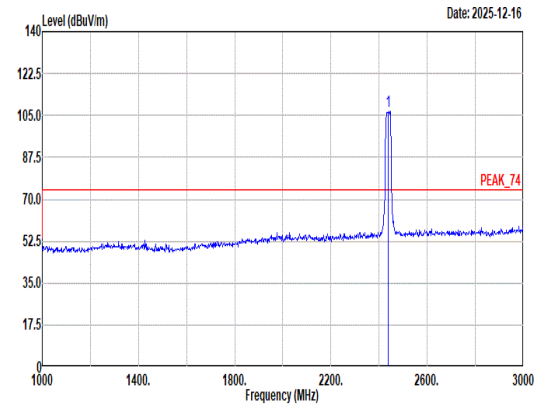 Site : 03CH07-HY Condition: PEAK_74 3m HF_ANT_00066584 HORIZONTAL : RBW:1000.000kHz VBW:3000.000kHz SWT:Auto Freq Level Limit Line Margin Read Level Ant Factor Cable Loss Preamp Factor Aux Factor APos TPos Remark MHz dBuV/m dBuV/m dB dBuV dB/m dB dB dB cm deg 1 2437.00 106.78 ------ ------ 91.01 32.06 8.46 34.67 9.92 146 353 Peak
Avg	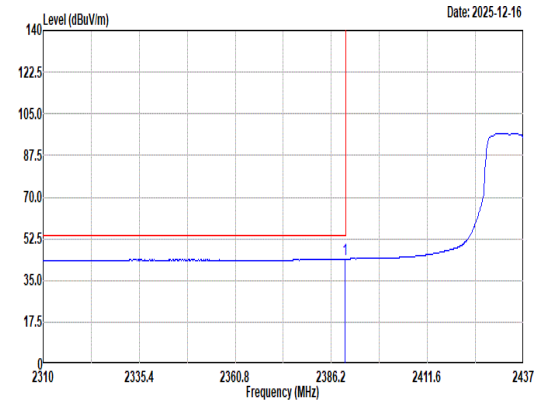 Site : 03CH07-HY Condition: AVG_BE_54 3m HF_ANT_00066584 HORIZONTAL : RBW:1000.000kHz VBW:0.010kHz SWT:Auto Freq Level Limit Line Margin Read Level Ant Factor Cable Loss Preamp Factor Aux Factor APos TPos Remark MHz dBuV/m dBuV/m dB dBuV dB/m dB dB dB cm deg 1 2389.88 44.05 54.00 -9.95 28.36 32.10 8.36 34.67 9.90 146 353 Average	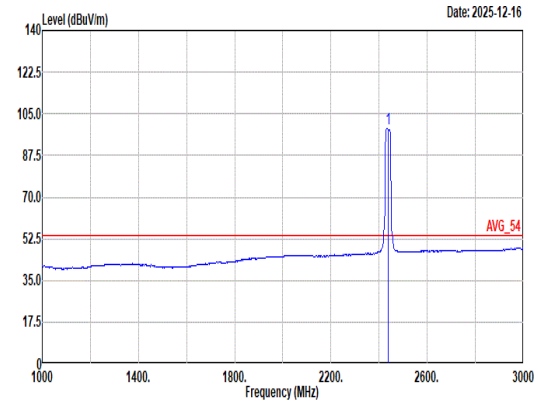 Site : 03CH07-HY Condition: AVG_54 3m HF_ANT_00066584 HORIZONTAL : RBW:1000.000kHz VBW:0.010kHz SWT:Auto Freq Level Limit Line Margin Read Level Ant Factor Cable Loss Preamp Factor Aux Factor APos TPos Remark MHz dBuV/m dBuV/m dB dBuV dB/m dB dB dB cm deg 1 2437.00 98.95 ------ ------ 83.20 32.08 8.43 34.67 9.91 146 353 Average

Mode	67	
	Band Edge - R	
	2400-2483.5_802.11be EHT20_CH06_Full RU_2437MHz	
ANT	5+8	
Pol.	Horizontal	Fundamental
Peak	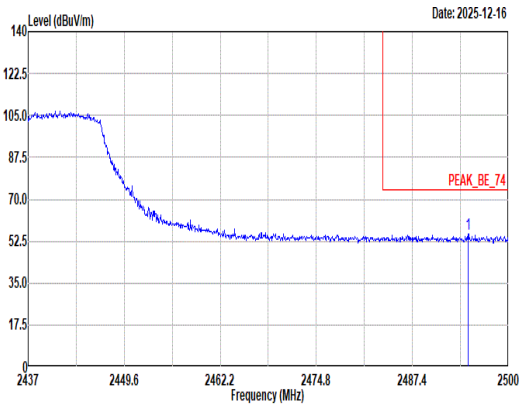 Site : 03CH07-HY Condition: PEAK_BE_74 3m HF_ANT_00066584 HORIZONTAL : RBW:1000.000kHz VBW:3000.000kHz SWT:Auto Freq Level Limit Line Margin Read Level Ant Factor Cable Loss Preamp Factor Aux Factor APos TPos Remark MHz dBuV/m dBuV/m dB dBuV dB/m dB dB dB cm deg 1 2494.71 55.64 74.00 -18.36 39.49 32.35 8.54 34.68 9.94 146 353 Peak	Blank
Avg	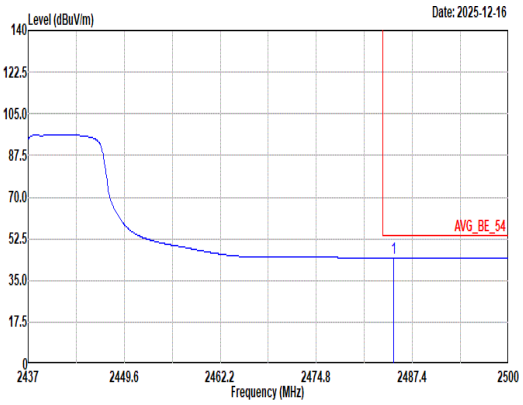 Site : 03CH07-HY Condition: AVG_BE_54 3m HF_ANT_00066584 HORIZONTAL : RBW:1000.000kHz VBW:0.010kHz SWT:Auto Freq Level Limit Line Margin Read Level Ant Factor Cable Loss Preamp Factor Aux Factor APos TPos Remark MHz dBuV/m dBuV/m dB dBuV dB/m dB dB dB cm deg 1 2484.94 44.36 54.00 -9.64 28.34 32.25 8.52 34.68 9.93 146 353 Average	Blank

Mode	67	
	Band Edge - L	
	2400-2483.5_802.11be EHT20_CH06_Full RU_2437MHz	
ANT	5+8	
Pol.	Vertical	Fundamental
Peak	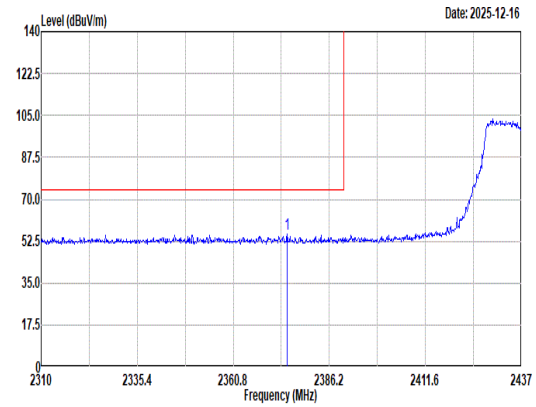 Site : 03CH07-HY Condition: PEAK_BE_74 3m HF_ANT_00066584 VERTICAL : RBW:1000.000kHz VBW:3000.000kHz SWT:Auto 1 2375.02 55.39 74.00 -18.61 39.78 32.05 8.33 34.67 9.90 347 0 Peak	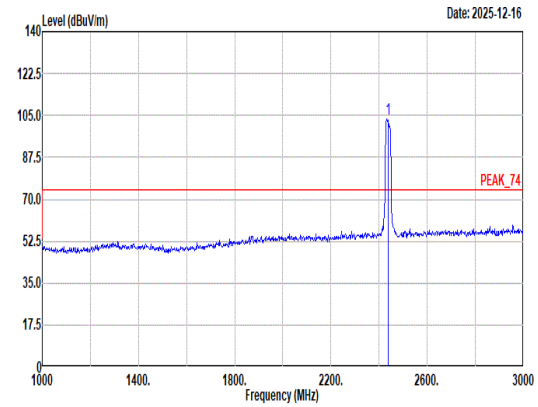 Site : 03CH07-HY Condition: PEAK_74 3m HF_ANT_00066584 VERTICAL : RBW:1000.000kHz VBW:3000.000kHz SWT:Auto 1 2437.00 103.54 ------ ------ 87.77 32.10 8.43 34.67 9.91 347 0 Peak
Avg	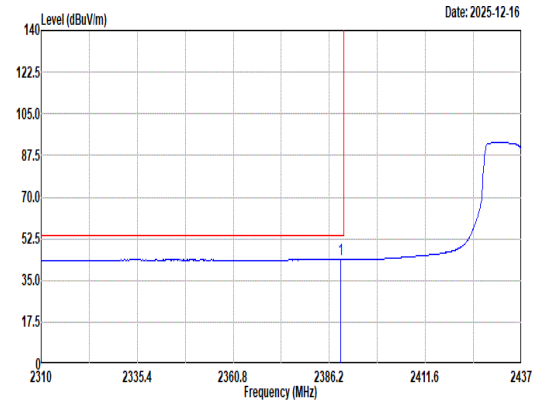 Site : 03CH07-HY Condition: AVG_BE_54 3m HF_ANT_00066584 VERTICAL : RBW:1000.000kHz VBW:0.010kHz SWT:Auto 1 2389.25 43.88 54.00 -10.12 28.19 32.10 8.36 34.67 9.90 347 0 Average	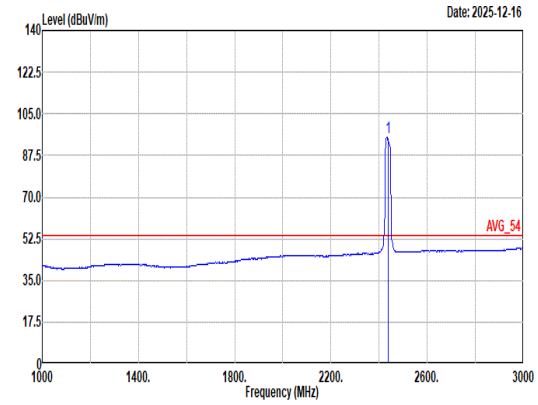 Site : 03CH07-HY Condition: AVG_54 3m HF_ANT_00066584 VERTICAL : RBW:1000.000kHz VBW:0.010kHz SWT:Auto 1 2437.00 95.14 ------ ------ 79.37 32.10 8.43 34.67 9.91 347 0 Average

Mode	67	
	Band Edge - R	
	2400-2483.5_802.11be EHT20_CH06_Full RU_2437MHz	
ANT	5+8	
Pol.	Vertical	Fundamental
Peak	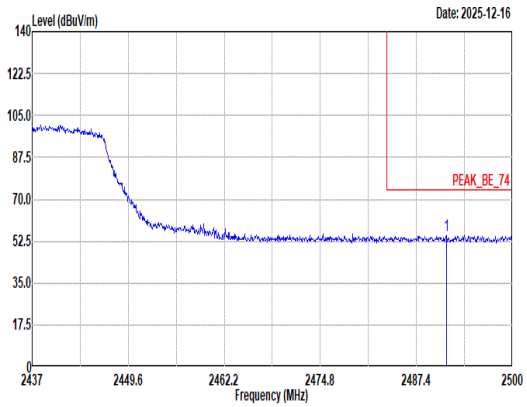 Site : 03CH07-HY Condition: PEAK_BE_74 3m HF_ANT_00066584 VERTICAL : RBW:1000.000kHz VBW:3000.000kHz SWT:Auto Limit Read Ant Cable Preamp Aux APos TPos Freq Level Line Margin Level Factor Loss Factor Factor Remark MHz dBuV/m dBuV/m dB dBuV dB/m dB dB dB cm deg 1 2491.31 54.89 74.00 -19.11 38.79 32.31 8.53 34.68 9.94 347 0 Peak	Blank
Avg	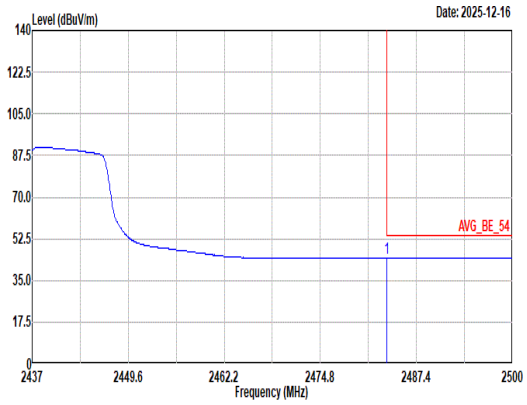 Site : 03CH07-HY Condition: AVG_BE_54 3m HF_ANT_00066584 VERTICAL : RBW:1000.000kHz VBW:0.010kHz SWT:Auto Limit Read Ant Cable Preamp Aux APos TPos Freq Level Line Margin Level Factor Loss Factor Factor Remark MHz dBuV/m dBuV/m dB dBuV dB/m dB dB dB cm deg 1 2483.56 44.36 54.00 -9.64 28.35 32.24 8.52 34.68 9.93 347 0 Average	Blank

Mode	67	
	Harmonic	
	2400-2483.5_802.11be EHT20_CH06_Full RU_2437MHz	
ANT	5+8	
Pol.	Horizontal	Vertical
Peak Avg	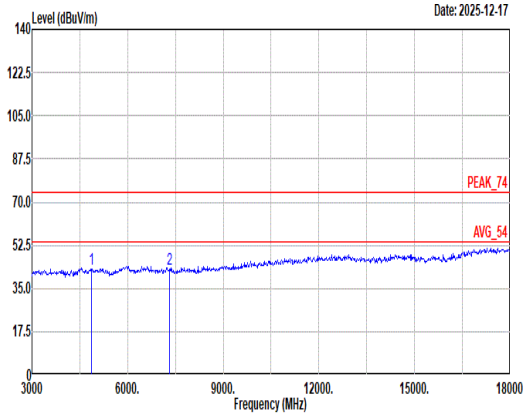 Site : 03CH07-HY Condition: PEAK_74 3m HF_ANT_00227880 HORIZONTAL Freq Level Limit Line Margin Read Level Ant Factor Cable Loss Preamp Factor Aux Factor APos TPos Remark MHz dBuV/m dBuV/m dB dBuV dB/m dB dB dB cm deg 1 4874.00 42.79 74.00 -31.21 53.53 34.50 12.02 58.26 1.00 -- -- Peak 2 7311.00 42.72 74.00 -31.28 48.76 35.80 14.68 57.68 1.16 -- -- Peak	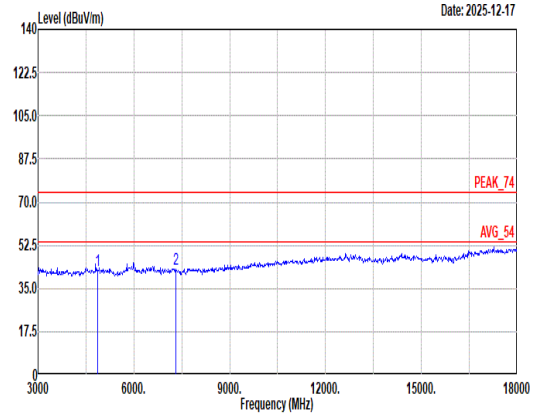 Site : 03CH07-HY Condition: PEAK_74 3m HF_ANT_00227880 VERTICAL Freq Level Limit Line Margin Read Level Ant Factor Cable Loss Preamp Factor Aux Factor APos TPos Remark MHz dBuV/m dBuV/m dB dBuV dB/m dB dB dB cm deg 1 4874.00 42.43 74.00 -31.57 53.17 34.50 12.02 58.26 1.00 -- -- Peak 2 7311.00 42.67 74.00 -31.33 48.71 35.80 14.68 57.68 1.16 -- -- Peak

Mode	67	
	Harmonic	
	2400-2483.5_802.11be EHT20_CH06_Full RU_2437MHz	
ANT	5+8	
Pol.	Horizontal	Vertical
14.47G ~14.5G Avg	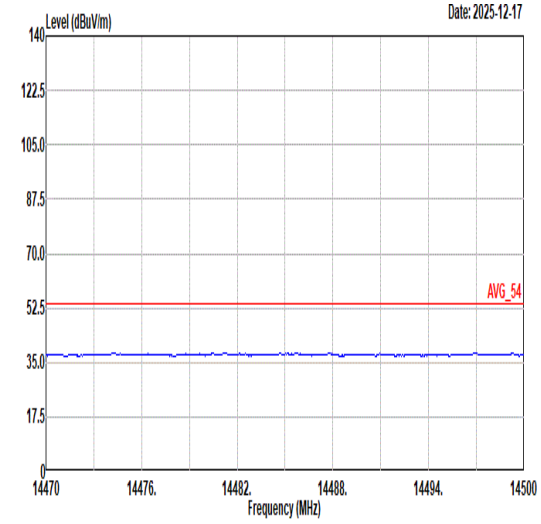 Site : 03CH07-HY Condition: AVG_54 3m HF_ANT_00227880 HORIZONTAL	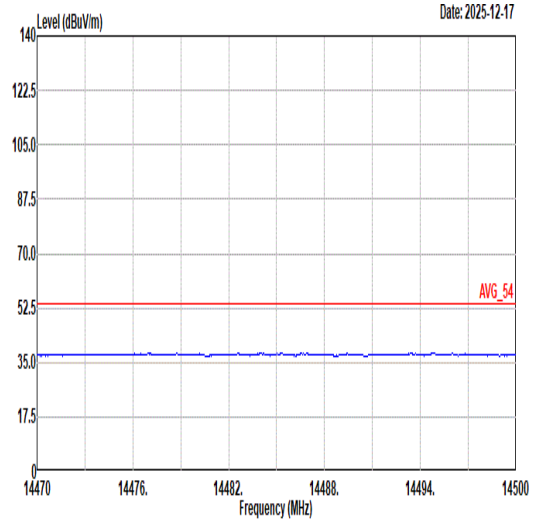 Site : 03CH07-HY Condition: AVG_54 3m HF_ANT_00227880 VERTICAL
17.7G ~18G Avg	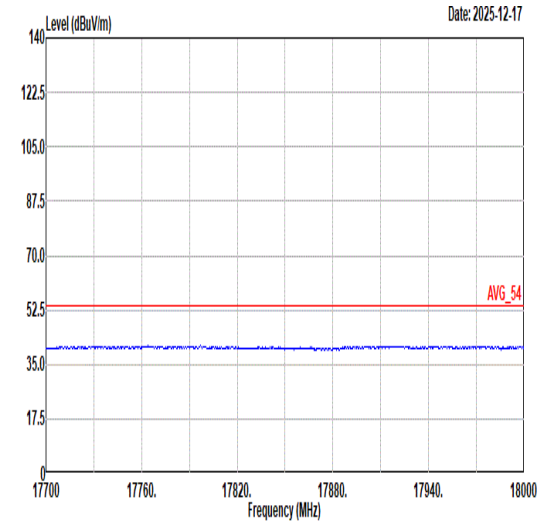 Site : 03CH07-HY Condition: AVG_54 3m HF_ANT_00227880 HORIZONTAL	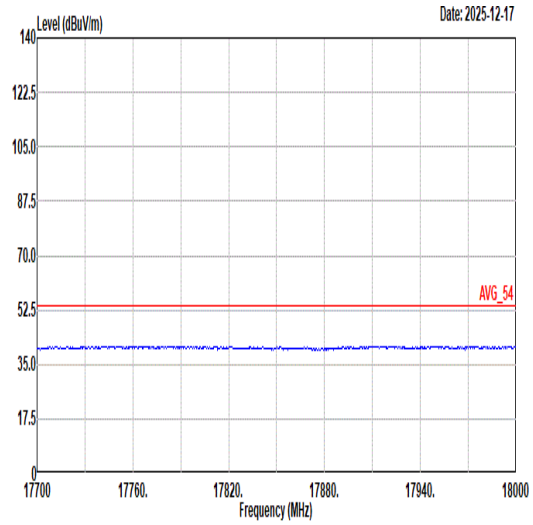 Site : 03CH07-HY Condition: AVG_54 3m HF_ANT_00227880 VERTICAL

Mode	68	
	Band Edge	
	2400-2483.5_802.11be EHT20_CH11_Full RU_2462MHz	
ANT	5+8	
Pol.	Horizontal	Fundamental
Peak	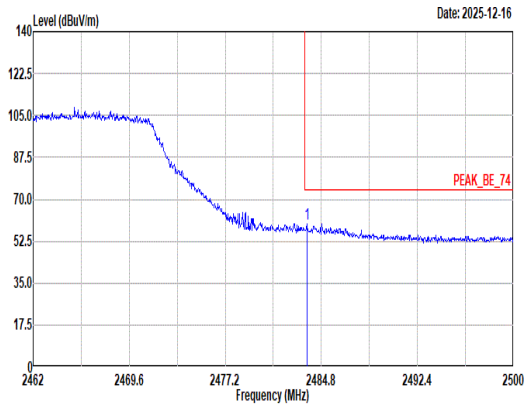 Site : 03CH07-HY Condition: PEAK_BE_74 3m HF_ANT_00066584 HORIZONTAL : RBW:1000.000kHz VBW:3000.000kHz SWT:Auto Freq Level Limit Line Margin Read Level Ant Factor Cable Loss Preamp Factor Aux Factor APos TPos Remark MHz dBuV/m dBuV/m dB dBuV dB/m dB dB dB cm deg 1 2483.66 59.82 74.00 -14.18 43.81 32.24 8.52 34.68 9.93 100 151 Peak	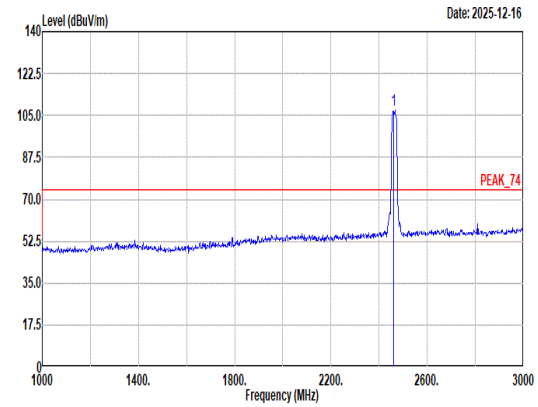 Site : 03CH07-HY Condition: PEAK_74 3m HF_ANT_00066584 HORIZONTAL : RBW:1000.000kHz VBW:3000.000kHz SWT:Auto Freq Level Limit Line Margin Read Level Ant Factor Cable Loss Preamp Factor Aux Factor APos TPos Remark MHz dBuV/m dBuV/m dB dBuV dB/m dB dB dB cm deg 1 2462.00 107.45 ------ ------ 91.45 32.26 8.49 34.68 9.93 100 151 Peak
Avg	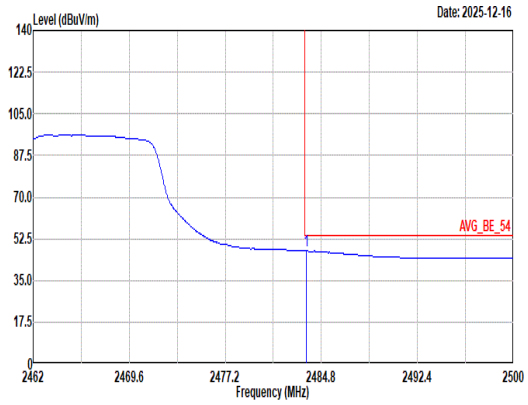 Site : 03CH07-HY Condition: AVG_BE_54 3m HF_ANT_00066584 HORIZONTAL : RBW:1000.000kHz VBW:0.010kHz SWT:Auto Freq Level Limit Line Margin Read Level Ant Factor Cable Loss Preamp Factor Aux Factor APos TPos Remark MHz dBuV/m dBuV/m dB dBuV dB/m dB dB dB cm deg 1 2483.62 47.34 54.00 -6.66 31.33 32.24 8.52 34.68 9.93 100 151 Average	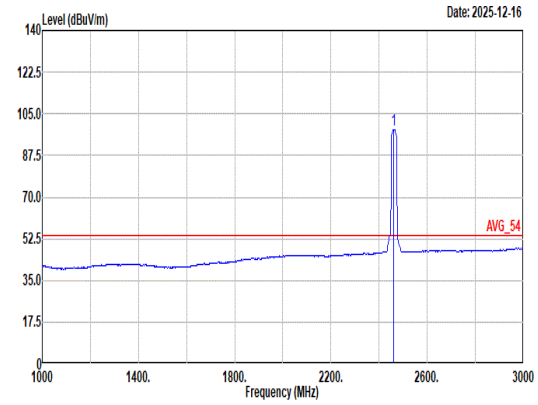 Site : 03CH07-HY Condition: AVG_54 3m HF_ANT_00066584 HORIZONTAL : RBW:1000.000kHz VBW:0.010kHz SWT:Auto Freq Level Limit Line Margin Read Level Ant Factor Cable Loss Preamp Factor Aux Factor APos TPos Remark MHz dBuV/m dBuV/m dB dBuV dB/m dB dB dB cm deg 1 2462.00 98.34 ------ ------ 82.43 32.18 8.48 34.67 9.92 100 151 Average

Mode	68	
	Band Edge	
	2400-2483.5_802.11be EHT20_CH11_Full RU_2462MHz	
ANT	5+8	
Pol.	Vertical	Fundamental
Peak	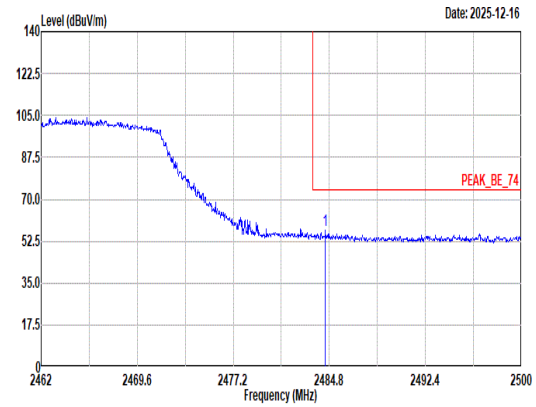 Site : 03CH07-HY Condition: PEAK_BE_74 3m HF_ANT_00066584 VERTICAL : RBW:1000.000kHz VBW:3000.000kHz SWT:Auto Freq Level Limit Line Margin Read Level Ant Factor Cable Loss Preamp Factor Aux Factor APos TPos Remark MHz dBuV/m dBuV/m dB dBuV dB/m dB dB dB cm deg 1 2484.50 56.98 74.00 -17.02 40.97 32.24 8.52 34.68 9.93 387 3 Peak	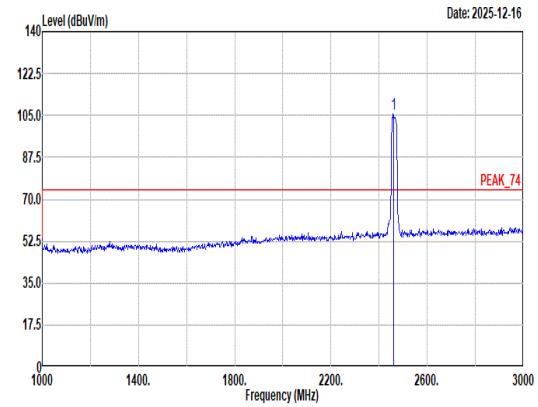 Site : 03CH07-HY Condition: PEAK_74 3m HF_ANT_00066584 VERTICAL : RBW:1000.000kHz VBW:3000.000kHz SWT:Auto Freq Level Limit Line Margin Read Level Ant Factor Cable Loss Preamp Factor Aux Factor APos TPos Remark MHz dBuV/m dBuV/m dB dBuV dB/m dB dB dB cm deg 1 2462.00 105.54 ------ ------ 89.66 32.16 8.47 34.67 9.92 387 3 Peak
Avg	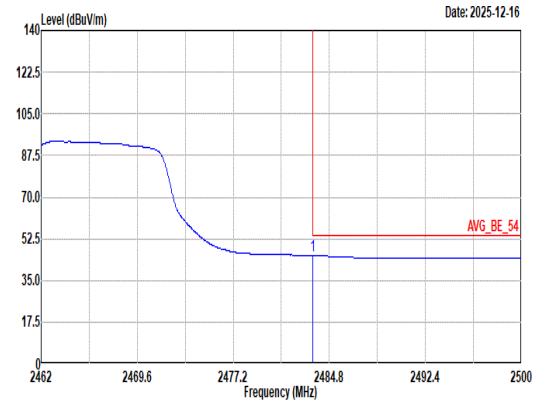 Site : 03CH07-HY Condition: AVG_BE_54 3m HF_ANT_00066584 VERTICAL : RBW:1000.000kHz VBW:0.010kHz SWT:Auto Freq Level Limit Line Margin Read Level Ant Factor Cable Loss Preamp Factor Aux Factor APos TPos Remark MHz dBuV/m dBuV/m dB dBuV dB/m dB dB dB cm deg 1 2483.51 45.48 54.00 -8.52 29.47 32.24 8.52 34.68 9.93 387 3 Average	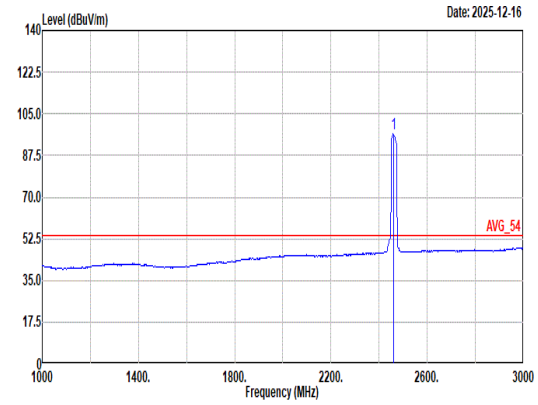 Site : 03CH07-HY Condition: AVG_54 3m HF_ANT_00066584 VERTICAL : RBW:1000.000kHz VBW:0.010kHz SWT:Auto Freq Level Limit Line Margin Read Level Ant Factor Cable Loss Preamp Factor Aux Factor APos TPos Remark MHz dBuV/m dBuV/m dB dBuV dB/m dB dB dB cm deg 1 2462.00 96.49 ------ ------ 80.58 32.18 8.48 34.67 9.92 387 3 Average

Mode	68	
	Harmonic	
	2400-2483.5_802.11be EHT20_CH11_Full RU_2462MHz	
ANT	5+8	
Pol.	Horizontal	Vertical
Peak Avg	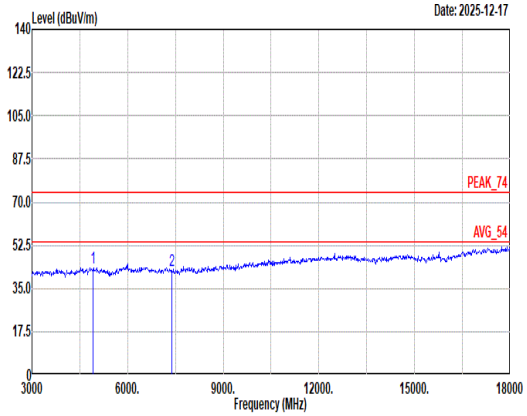 Site : 03CH07-HY Condition: PEAK_74 3m HF_ANT_00227880 HORIZONTAL Freq Level Limit Line Margin Read Level Ant Factor Cable Loss Preamp Factor Aux Factor APos TPos Remark MHz dBuV/m dBuV/m dB dBuV dB/m dB dB dB cm deg 1 4924.00 43.35 74.00 -30.65 53.97 34.50 12.09 58.16 0.95 -- -- Peak 2 7386.00 42.25 74.00 -31.75 48.23 35.87 14.82 57.81 1.14 -- -- Peak	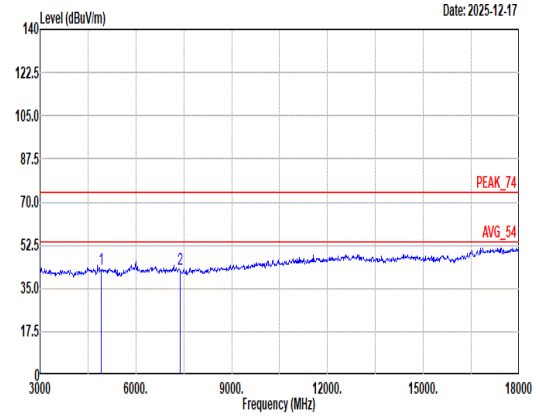 Site : 03CH07-HY Condition: PEAK_74 3m HF_ANT_00227880 VERTICAL Freq Level Limit Line Margin Read Level Ant Factor Cable Loss Preamp Factor Aux Factor APos TPos Remark MHz dBuV/m dBuV/m dB dBuV dB/m dB dB dB cm deg 1 4924.00 42.69 74.00 -31.31 53.31 34.50 12.09 58.16 0.95 -- -- Peak 2 7386.00 42.84 74.00 -31.16 48.82 35.87 14.82 57.81 1.14 -- -- Peak

Mode	68	
	Harmonic	
	2400-2483.5_802.11be EHT20_CH11_Full RU_2462MHz	
ANT	5+8	
Pol.	Horizontal	Vertical
14.47G ~14.5G Avg	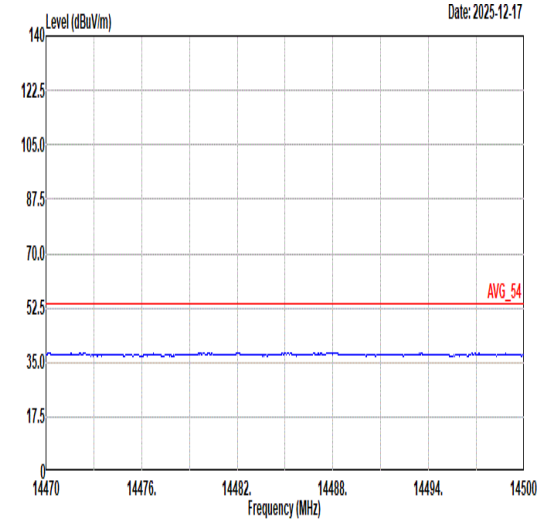 Site : 03CH07-HY Condition: AVG_54 3m HF_ANT_00227880 HORIZONTAL	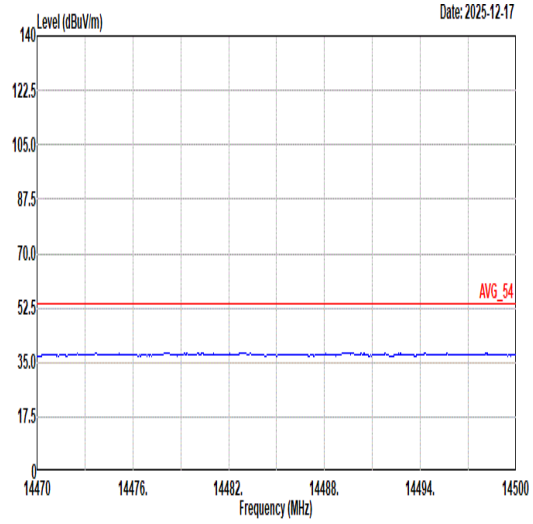 Site : 03CH07-HY Condition: AVG_54 3m HF_ANT_00227880 VERTICAL
17.7G ~18G Avg	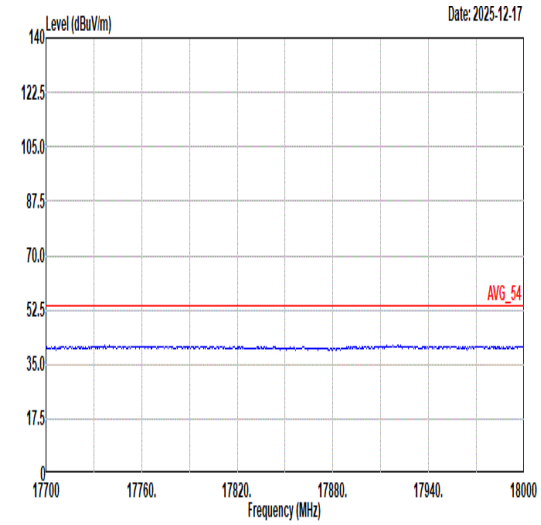 Site : 03CH07-HY Condition: AVG_54 3m HF_ANT_00227880 HORIZONTAL	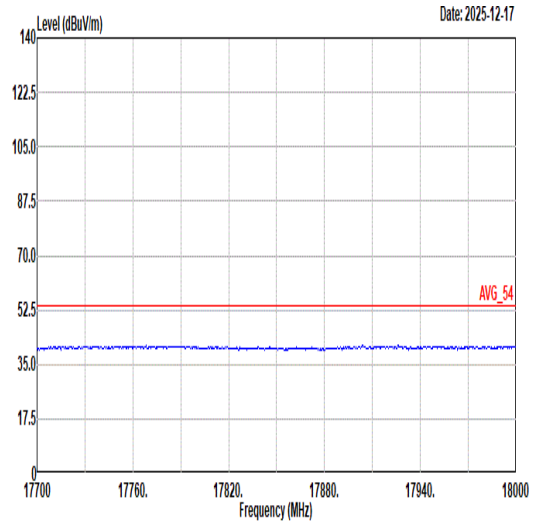 Site : 03CH07-HY Condition: AVG_54 3m HF_ANT_00227880 VERTICAL

Mode	69	
	Band Edge	
	2400-2483.5_802.11be EHT20_CH01_Partial RU 106/53_2412MHz	
ANT	5+8	
Pol.	Horizontal	Fundamental
Peak	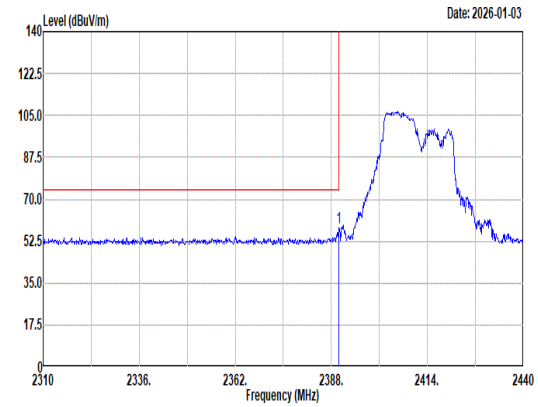 Site : 03CH07-HY Condition: PEAK_BE_74 3m HF_ANT_00075962 HORIZONTAL : RBW:1000.000kHz VBW:3000.000kHz SWT:Auto 1 2389.95 58.22 74.00 -15.78 42.53 32.10 8.36 34.67 9.90 397 324 Peak	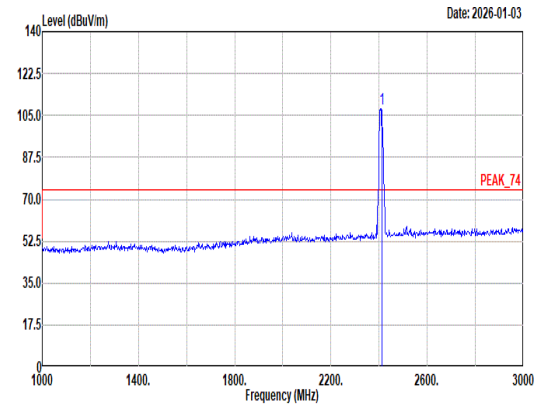 Site : 03CH07-HY Condition: PEAK_74 3m HF_ANT_00075962 HORIZONTAL : RBW:1000.000kHz VBW:3000.000kHz SWT:Auto 1 2412.00 107.90 ------ ------ 92.12 32.16 8.39 34.67 9.90 397 324 Peak
Avg	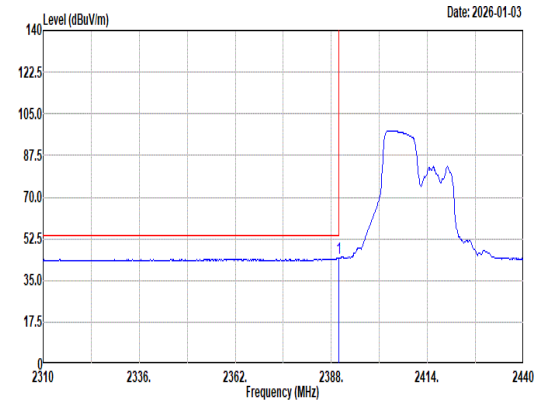 Site : 03CH07-HY Condition: AVG_BE_54 3m HF_ANT_00075962 HORIZONTAL : RBW:1000.000kHz VBW:0.300kHz SWT:Auto 1 2389.95 44.28 54.00 -9.72 28.59 32.10 8.36 34.67 9.90 397 324 Average	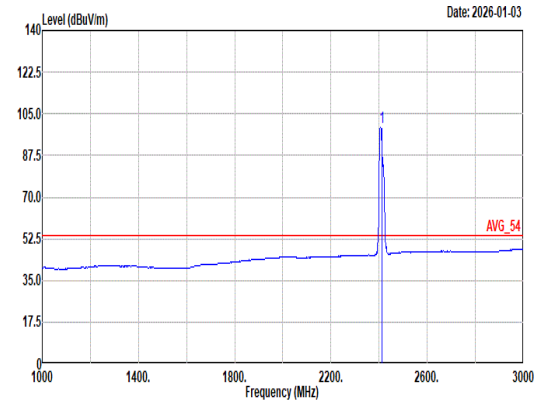 Site : 03CH07-HY Condition: AVG_54 3m HF_ANT_00075962 HORIZONTAL : RBW:1000.000kHz VBW:0.300kHz SWT:Auto 1 2412.00 99.30 ------ ------ 83.54 32.14 8.39 34.67 9.90 397 324 Average

Mode	69	
	Band Edge	
	2400-2483.5_802.11be EHT20_CH01_Partial RU 106/53_2412MHz	
ANT	5+8	
Pol.	Vertical	Fundamental
Peak	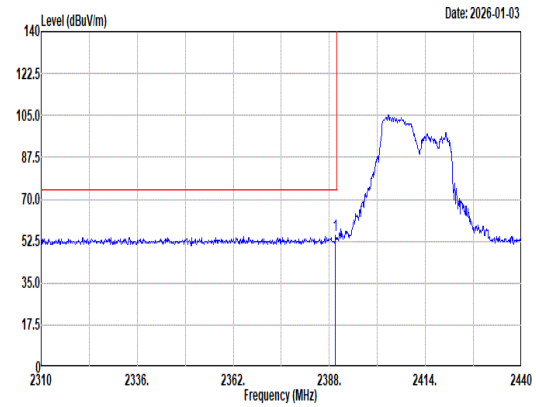 Site : 03CH07-HY Condition: PEAK_BE_74 3m HF_ANT_00075962 VERTICAL : RBW:1000.000kHz VBW:3000.000kHz SWT:Auto 1 2389.69 54.85 74.00 -19.15 39.16 32.10 8.36 34.67 9.90 400 2 Peak	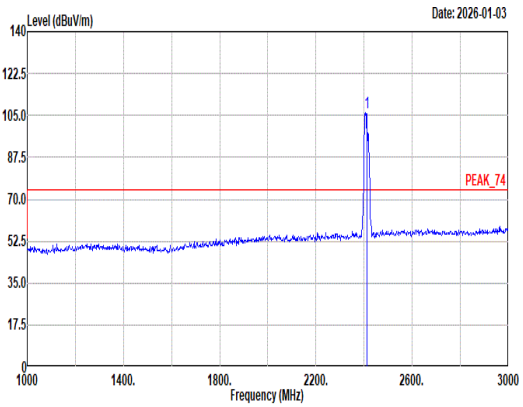 Site : 03CH07-HY Condition: PEAK_74 3m HF_ANT_00075962 VERTICAL : RBW:1000.000kHz VBW:3000.000kHz SWT:Auto 1 2412.00 105.97 ------ ------ 90.19 32.16 8.39 34.67 9.90 400 2 Peak
Avg	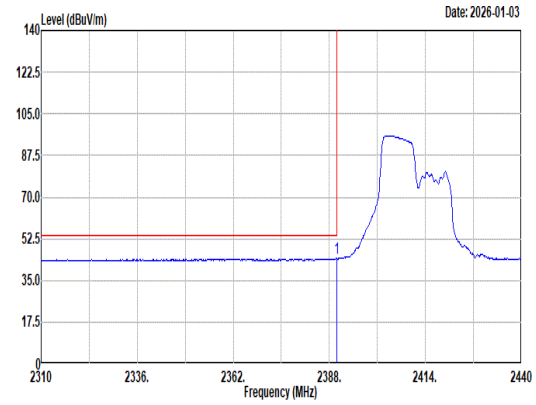 Site : 03CH07-HY Condition: AVG_BE_54 3m HF_ANT_00075962 VERTICAL : RBW:1000.000kHz VBW:0.300kHz SWT:Auto 1 2389.95 44.22 54.00 -9.78 28.53 32.10 8.36 34.67 9.90 400 2 Average	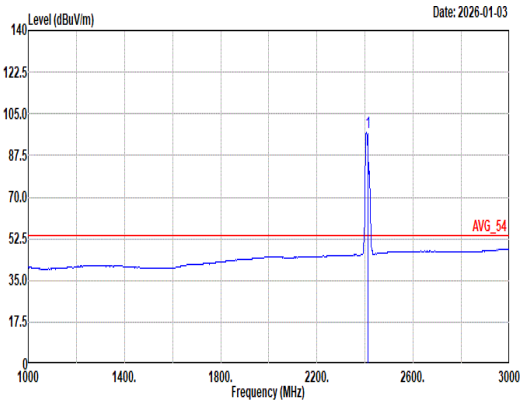 Site : 03CH07-HY Condition: AVG_54 3m HF_ANT_00075962 VERTICAL : RBW:1000.000kHz VBW:0.300kHz SWT:Auto 1 2412.00 97.29 ------ ------ 81.53 32.14 8.39 34.67 9.90 400 2 Average

Mode	70	
	Band Edge	
	2400-2483.5_802.11be EHT20_CH11_Partial RU 106/54_2462MHz	
ANT	5+8	
Pol.	Horizontal	Fundamental
Peak	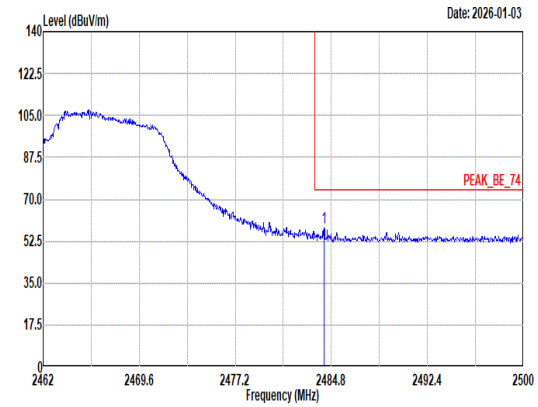 Site : 03CH07-HY Condition: PEAK_BE_74 3m HF_ANT_00075962 HORIZONTAL : RBW:1000.000kHz VBW:3000.000kHz SWT:Auto Freq Level Limit Line Margin Read Level Ant Factor Cable Loss Preamp Factor Aux Factor APos TPos Remark MHz dBuV/m dBuV/m dB dBuV dB/m dB dB dB cm deg 1 2484.23 58.11 74.00 -15.89 41.60 32.74 8.52 34.68 9.93 139 348 Peak	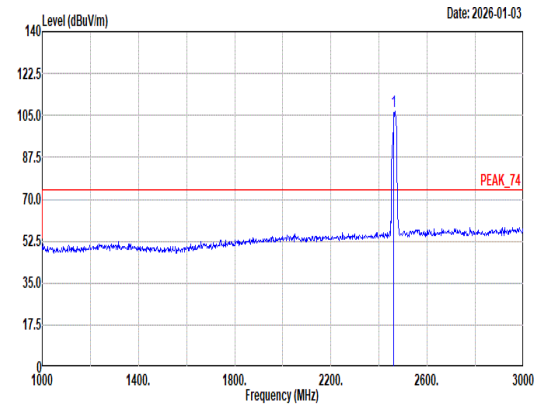 Site : 03CH07-HY Condition: PEAK_74 3m HF_ANT_00075962 HORIZONTAL : RBW:1000.000kHz VBW:3000.000kHz SWT:Auto Freq Level Limit Line Margin Read Level Ant Factor Cable Loss Preamp Factor Aux Factor APos TPos Remark MHz dBuV/m dBuV/m dB dBuV dB/m dB dB dB cm deg 1 2462.00 106.57 ------ ------ 90.15 32.68 8.49 34.68 9.93 139 348 Peak
Avg	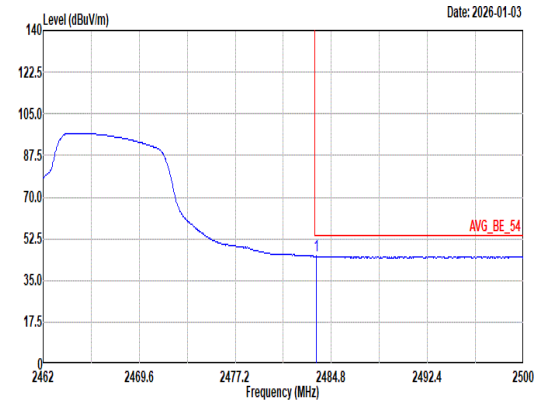 Site : 03CH07-HY Condition: AVG_BE_54 3m HF_ANT_00075962 HORIZONTAL : RBW:1000.000kHz VBW:0.300kHz SWT:Auto Freq Level Limit Line Margin Read Level Ant Factor Cable Loss Preamp Factor Aux Factor APos TPos Remark MHz dBuV/m dBuV/m dB dBuV dB/m dB dB dB cm deg 1 2483.58 45.18 54.00 -8.82 28.67 32.74 8.52 34.68 9.93 139 348 Average	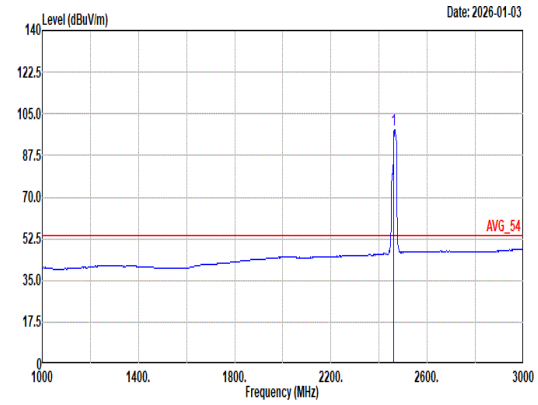 Site : 03CH07-HY Condition: AVG_54 3m HF_ANT_00075962 HORIZONTAL : RBW:1000.000kHz VBW:0.300kHz SWT:Auto Freq Level Limit Line Margin Read Level Ant Factor Cable Loss Preamp Factor Aux Factor APos TPos Remark MHz dBuV/m dBuV/m dB dBuV dB/m dB dB dB cm deg 1 2462.00 98.48 ------ ------ 82.10 32.64 8.49 34.68 9.93 139 348 Average

Mode	70	
	Band Edge	
	2400-2483.5_802.11be EHT20_CH11_Partial RU 106/54_2462MHz	
ANT	5+8	
Pol.	Vertical	Fundamental
Peak	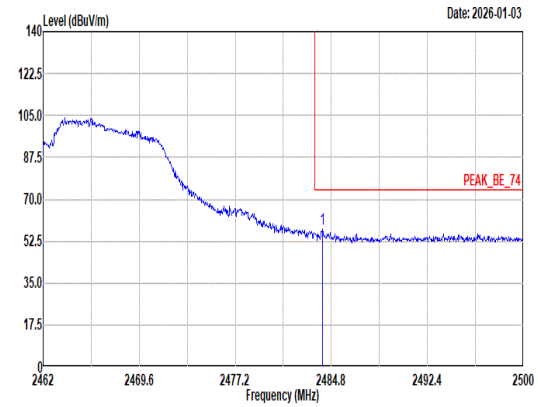 Site : 03CH07-HY Condition: PEAK_BE_74 3m HF_ANT_00075962 VERTICAL : RBW:1000.000kHz VBW:3000.000kHz SWT:Auto Freq Level Limit Line Margin Read Level Ant Factor Cable Loss Preamp Factor Aux Factor APos TPos Remark MHz dBuV/m dBuV/m dB dBuV dB/m dB dB dB cm deg 1 2484.12 57.76 74.00 -16.24 41.25 32.74 8.52 34.68 9.93 100 306 Peak	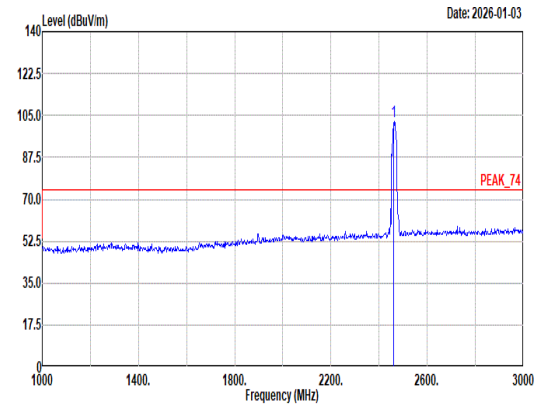 Site : 03CH07-HY Condition: PEAK_74 3m HF_ANT_00075962 VERTICAL : RBW:1000.000kHz VBW:3000.000kHz SWT:Auto Freq Level Limit Line Margin Read Level Ant Factor Cable Loss Preamp Factor Aux Factor APos TPos Remark MHz dBuV/m dBuV/m dB dBuV dB/m dB dB dB cm deg 1 2462.00 102.70 ------ ------ 86.32 32.64 8.49 34.68 9.93 100 306 Peak
Avg	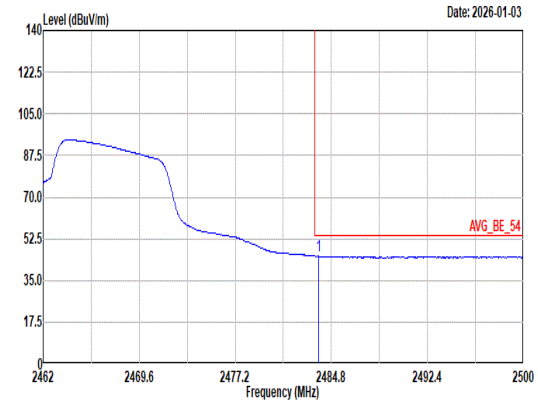 Site : 03CH07-HY Condition: AVG_BE_54 3m HF_ANT_00075962 VERTICAL : RBW:1000.000kHz VBW:0.300kHz SWT:Auto Freq Level Limit Line Margin Read Level Ant Factor Cable Loss Preamp Factor Aux Factor APos TPos Remark MHz dBuV/m dBuV/m dB dBuV dB/m dB dB dB cm deg 1 2483.77 45.21 54.00 -8.79 28.70 32.74 8.52 34.68 9.93 100 306 Average	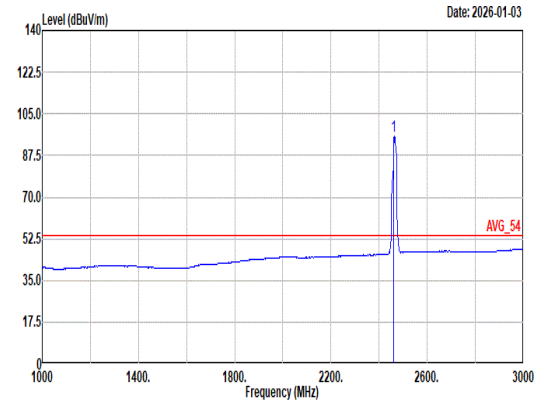 Site : 03CH07-HY Condition: AVG_54 3m HF_ANT_00075962 VERTICAL : RBW:1000.000kHz VBW:0.300kHz SWT:Auto Freq Level Limit Line Margin Read Level Ant Factor Cable Loss Preamp Factor Aux Factor APos TPos Remark MHz dBuV/m dBuV/m dB dBuV dB/m dB dB dB cm deg 1 2462.00 95.52 ------ ------ 79.14 32.64 8.49 34.68 9.93 100 306 Average

Mode	71	
	Band Edge	
	2400-2483.5_802.11be EHT20_CH01_Small RU 52+26_2412MHz	
ANT	5+8	
Pol.	Horizontal	Fundamental
Peak	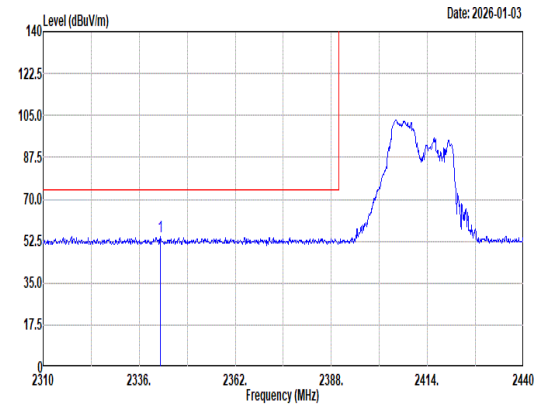 Site : 03CH07-HY Condition: PEAK_BE_74 3m HF_ANT_00075962 HORIZONTAL : RBW:1000.000kHz VBW:3000.000kHz SWT:Auto 1 2341.72 54.38 74.00 -19.62 38.77 32.10 8.27 34.66 9.90 397 324 Peak	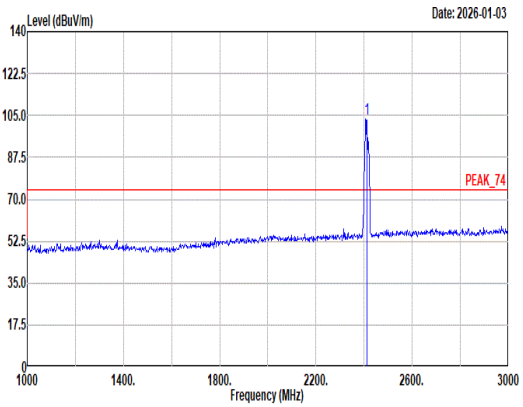 Site : 03CH07-HY Condition: PEAK_74 3m HF_ANT_00075962 HORIZONTAL : RBW:1000.000kHz VBW:3000.000kHz SWT:Auto 1 2412.00 103.78 ------ ------ 88.00 32.16 8.39 34.67 9.90 397 324 Peak
Avg	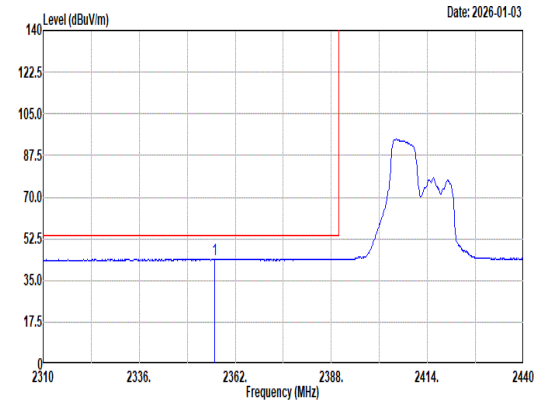 Site : 03CH07-HY Condition: AVG_BE_54 3m HF_ANT_00075962 HORIZONTAL : RBW:1000.000kHz VBW:0.300kHz SWT:Auto 1 2356.41 43.90 54.00 -10.10 28.20 32.16 8.30 34.66 9.90 397 324 Average	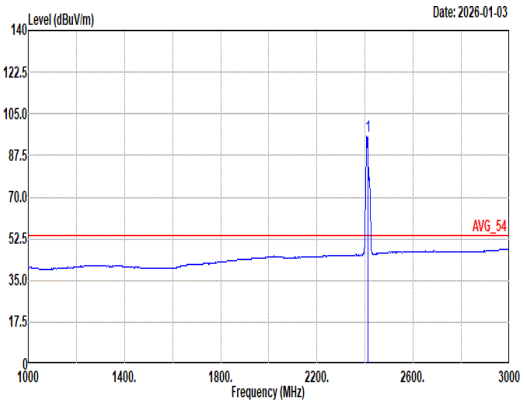 Site : 03CH07-HY Condition: AVG_54 3m HF_ANT_00075962 HORIZONTAL : RBW:1000.000kHz VBW:0.300kHz SWT:Auto 1 2412.00 95.75 ------ ------ 79.97 32.16 8.39 34.67 9.90 397 324 Average

Mode	71	
	Band Edge	
	2400-2483.5_802.11be EHT20_CH01_Small RU 52+26_2412MHz	
ANT	5+8	
Pol.	Vertical	Fundamental
Peak	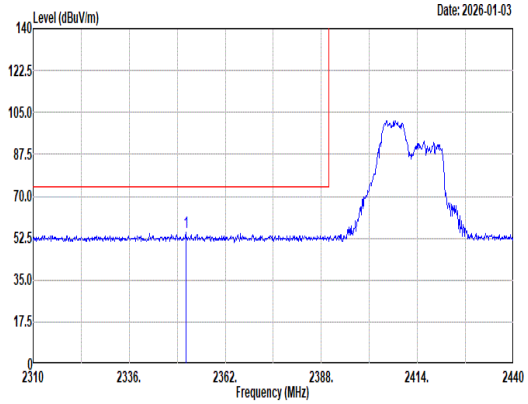 Site : 03CH07-HY Condition: PEAK_BE_74 3m HF_ANT_00075962 VERTICAL : RBW:1000.000kHz VBW:3000.000kHz SWT:Auto 1 2351.34 54.75 74.00 -19.25 39.11 32.11 8.29 34.66 9.90 347 4 Peak	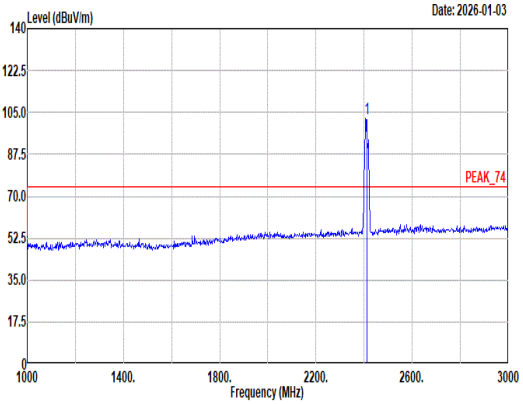 Site : 03CH07-HY Condition: PEAK_74 3m HF_ANT_00075962 VERTICAL : RBW:1000.000kHz VBW:3000.000kHz SWT:Auto 1 2412.00 102.24 ------ ------ 86.46 32.16 8.39 34.67 9.90 347 4 Peak
Avg	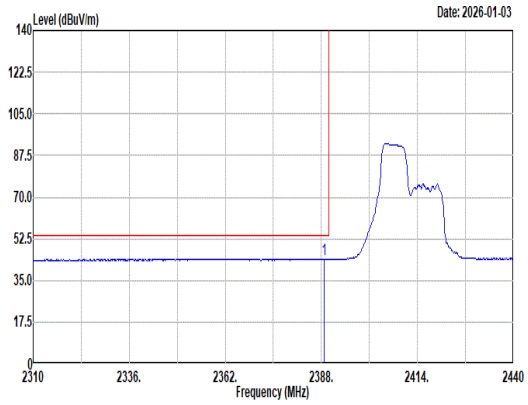 Site : 03CH07-HY Condition: AVG_BE_54 3m HF_ANT_00075962 VERTICAL : RBW:1000.000kHz VBW:0.300kHz SWT:Auto 1 2388.78 43.91 54.00 -10.09 28.22 32.10 8.36 34.67 9.90 347 4 Average	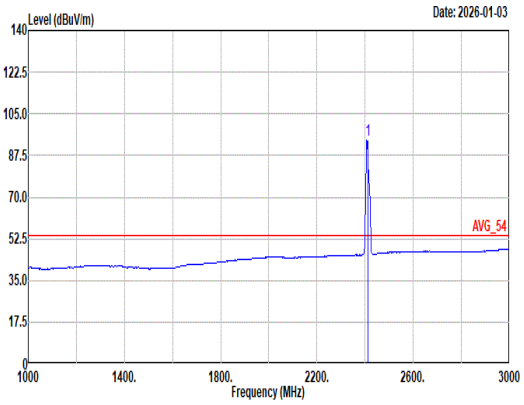 Site : 03CH07-HY Condition: AVG_54 3m HF_ANT_00075962 VERTICAL : RBW:1000.000kHz VBW:0.300kHz SWT:Auto 1 2412.00 94.00 ------ ------ 78.22 32.16 8.39 34.67 9.90 347 4 Average

Mode	72	
	Band Edge	
	2400-2483.5_802.11be EHT20_CH01_Small RU 106+26_2412MHz	
ANT	5+8	
Pol.	Horizontal	Fundamental
Peak	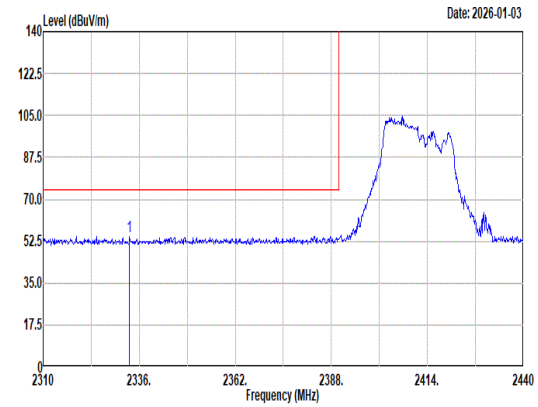 Site : 03CH07-HY Condition: PEAK_BE_74 3m HF_ANT_00075962 HORIZONTAL : RBW:1000.000kHz VBW:3000.000kHz SWT:Auto 1 2333.40 54.43 74.00 -19.57 38.83 32.10 8.26 34.66 9.90 396 322 Peak	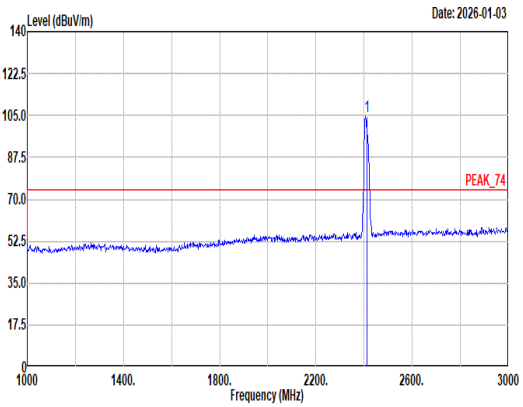 Site : 03CH07-HY Condition: PEAK_74 3m HF_ANT_00075962 HORIZONTAL : RBW:1000.000kHz VBW:3000.000kHz SWT:Auto 1 2412.00 104.46 ------ ------ 88.70 32.14 8.39 34.67 9.90 396 322 Peak
Avg	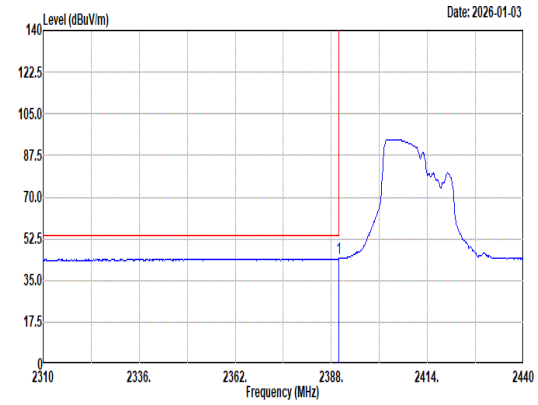 Site : 03CH07-HY Condition: AVG_BE_54 3m HF_ANT_00075962 HORIZONTAL : RBW:1000.000kHz VBW:0.300kHz SWT:Auto 1 2389.95 44.18 54.00 -9.82 28.49 32.10 8.36 34.67 9.90 396 322 Average	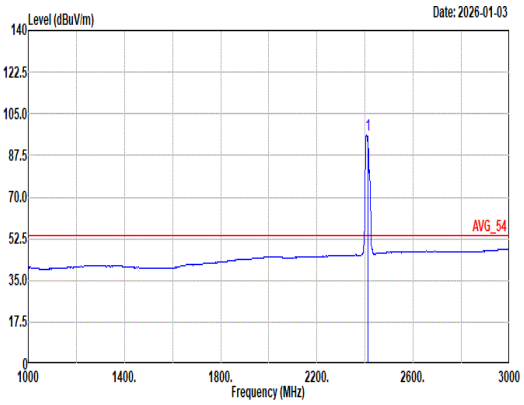 Site : 03CH07-HY Condition: AVG_54 3m HF_ANT_00075962 HORIZONTAL : RBW:1000.000kHz VBW:0.300kHz SWT:Auto 1 2412.00 95.89 ------ ------ 80.13 32.14 8.39 34.67 9.90 396 322 Average

Mode	72	
	Band Edge	
	2400-2483.5_802.11be EHT20_CH01_Small RU 106+26_2412MHz	
ANT	5+8	
Pol.	Vertical	Fundamental
Peak	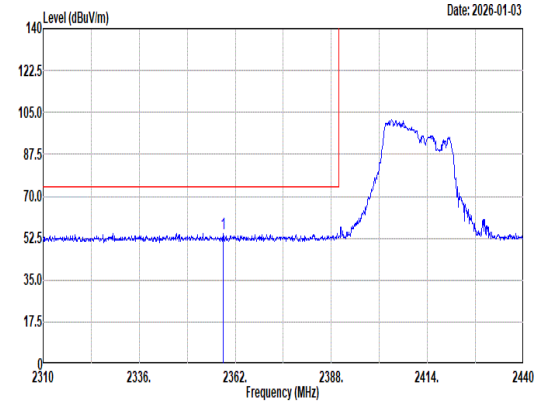 Site : 03CH07-HY Condition: PEAK_BE_74 3m HF_ANT_00075962 VERTICAL : RBW:1000.000kHz VBW:3000.000kHz SWT:Auto 1 2358.75 54.51 74.00 -19.49 38.78 32.19 8.30 34.66 9.90 400 2 Peak	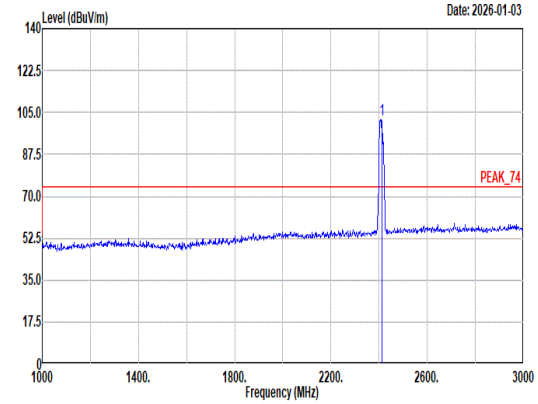 Site : 03CH07-HY Condition: PEAK_74 3m HF_ANT_00075962 VERTICAL : RBW:1000.000kHz VBW:3000.000kHz SWT:Auto 1 2412.00 102.19 ------ ------ 86.43 32.14 8.39 34.67 9.90 400 2 Peak
Avg	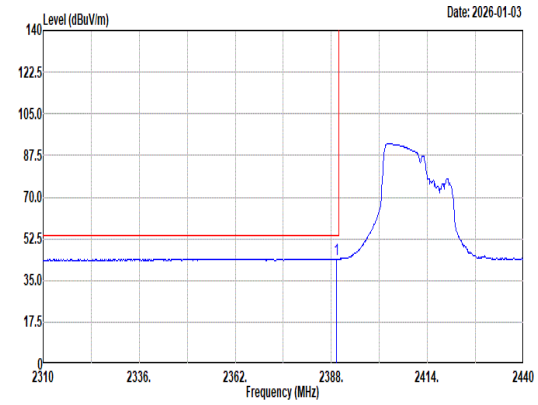 Site : 03CH07-HY Condition: AVG_BE_54 3m HF_ANT_00075962 VERTICAL : RBW:1000.000kHz VBW:0.300kHz SWT:Auto 1 2389.43 44.06 54.00 -9.94 28.37 32.10 8.36 34.67 9.90 400 2 Average	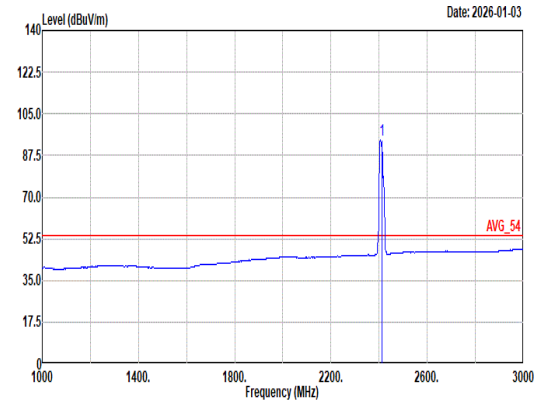 Site : 03CH07-HY Condition: AVG_54 3m HF_ANT_00075962 VERTICAL : RBW:1000.000kHz VBW:0.300kHz SWT:Auto 1 2412.00 93.96 ------ ------ 78.20 32.14 8.39 34.67 9.90 400 2 Average

Mode	73	
	Band Edge	
	2400-2483.5_802.11be EHT20_CH11_Small RU 52+26_2462MHz	
ANT	5+8	
Pol.	Horizontal	Fundamental
Peak	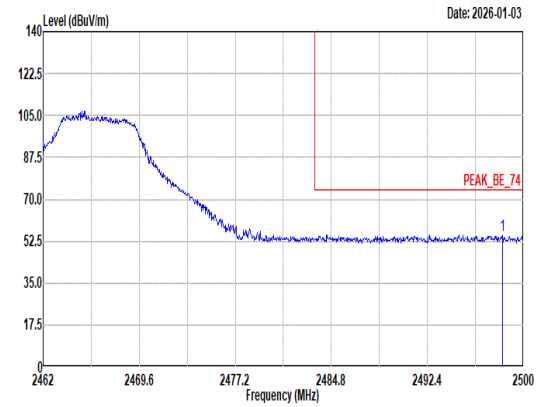 Site : 03CH07-HY Condition: PEAK_BE_74 3m HF_ANT_00075962 HORIZONTAL : RBW:1000.000kHz VBW:3000.000kHz SWT:Auto Freq Level Limit Line Margin Read Level Ant Factor Cable Loss Preamp Factor Aux Factor APos TPos Remark MHz dBuV/m dBuV/m dB dBuV dB/m dB dB dB cm deg 1 2498.33 55.19 74.00 -18.81 38.51 32.88 8.54 34.68 9.94 139 360 Peak	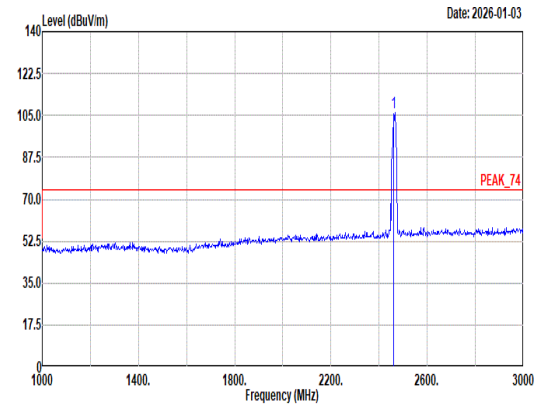 Site : 03CH07-HY Condition: PEAK_74 3m HF_ANT_00075962 HORIZONTAL : RBW:1000.000kHz VBW:3000.000kHz SWT:Auto Freq Level Limit Line Margin Read Level Ant Factor Cable Loss Preamp Factor Aux Factor APos TPos Remark MHz dBuV/m dBuV/m dB dBuV dB/m dB dB dB cm deg 1 2462.00 106.02 ------ ------ 89.62 32.66 8.49 34.68 9.93 139 360 Peak
Avg	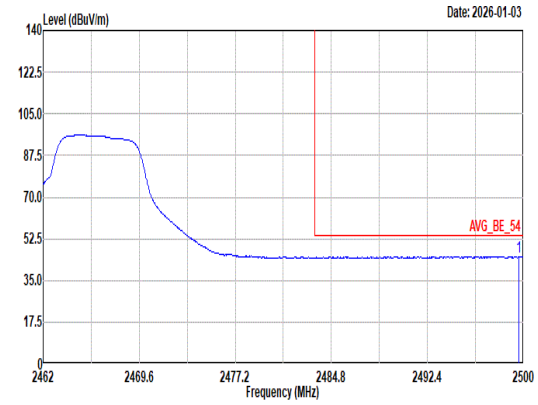 Site : 03CH07-HY Condition: AVG_BE_54 3m HF_ANT_00075962 HORIZONTAL : RBW:1000.000kHz VBW:0.300kHz SWT:Auto Freq Level Limit Line Margin Read Level Ant Factor Cable Loss Preamp Factor Aux Factor APos TPos Remark MHz dBuV/m dBuV/m dB dBuV dB/m dB dB dB cm deg 1 2499.62 44.86 54.00 -9.14 28.16 32.90 8.54 34.68 9.94 139 360 Average	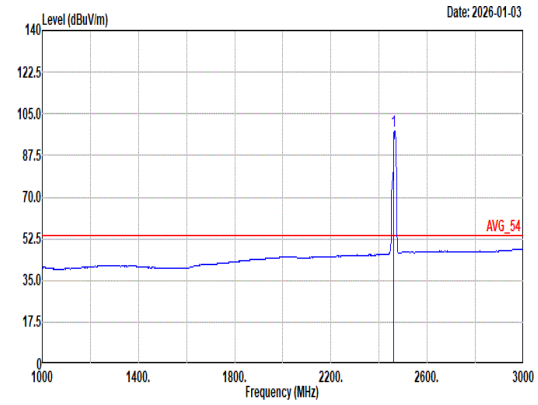 Site : 03CH07-HY Condition: AVG_54 3m HF_ANT_00075962 HORIZONTAL : RBW:1000.000kHz VBW:0.300kHz SWT:Auto Freq Level Limit Line Margin Read Level Ant Factor Cable Loss Preamp Factor Aux Factor APos TPos Remark MHz dBuV/m dBuV/m dB dBuV dB/m dB dB dB cm deg 1 2462.00 97.53 ------ ------ 81.13 32.66 8.49 34.68 9.93 139 360 Average

Mode	73	
	Band Edge	
	2400-2483.5_802.11be EHT20_CH11_Small RU 52+26_2462MHz	
ANT	5+8	
Pol.	Vertical	Fundamental
Peak	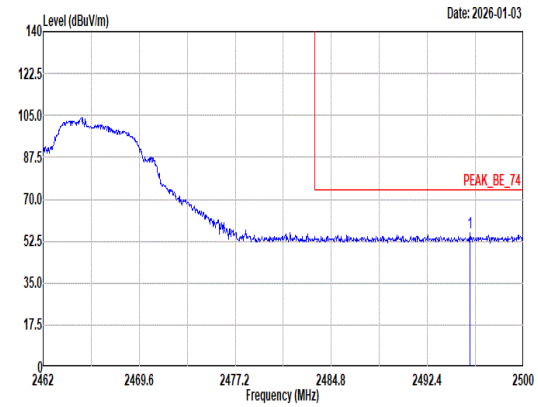 Site : 03CH07-HY Condition: PEAK_BE_74 3m HF_ANT_00075962 VERTICAL : RBW:1000.000kHz VBW:3000.000kHz SWT:Auto Freq Level Limit Line Margin Read Level Ant Factor Cable Loss Preamp Factor Aux Factor APos TPos Remark MHz dBuV/m dBuV/m dB dBuV dB/m dB dB dB cm deg 1 2495.78 55.85 74.00 -18.15 39.19 32.86 8.54 34.68 9.94 103 303 Peak	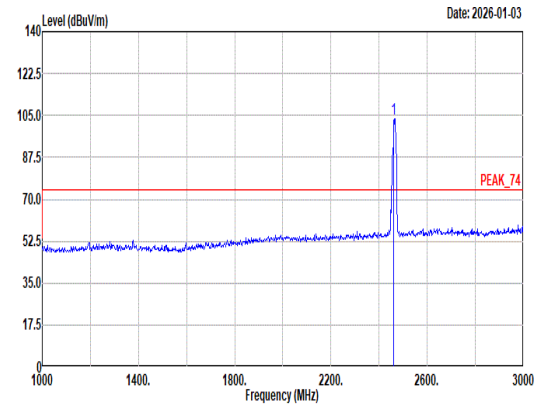 Site : 03CH07-HY Condition: PEAK_74 3m HF_ANT_00075962 VERTICAL : RBW:1000.000kHz VBW:3000.000kHz SWT:Auto Freq Level Limit Line Margin Read Level Ant Factor Cable Loss Preamp Factor Aux Factor APos TPos Remark MHz dBuV/m dBuV/m dB dBuV dB/m dB dB dB cm deg 1 2462.00 103.47 ------ ------ 87.07 32.66 8.49 34.68 9.93 103 303 Peak
Avg	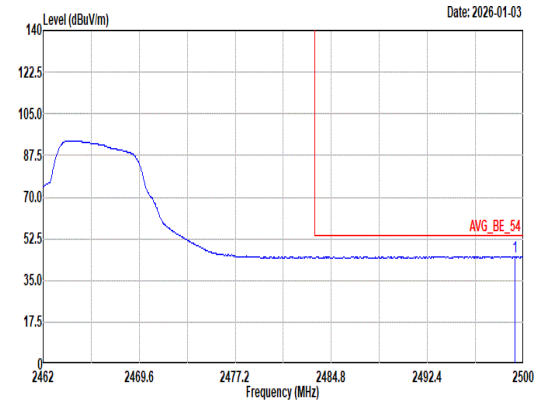 Site : 03CH07-HY Condition: AVG_BE_54 3m HF_ANT_00075962 VERTICAL : RBW:1000.000kHz VBW:0.300kHz SWT:Auto Freq Level Limit Line Margin Read Level Ant Factor Cable Loss Preamp Factor Aux Factor APos TPos Remark MHz dBuV/m dBuV/m dB dBuV dB/m dB dB dB cm deg 1 2499.32 44.92 54.00 -9.08 28.23 32.89 8.54 34.68 9.94 103 303 Average	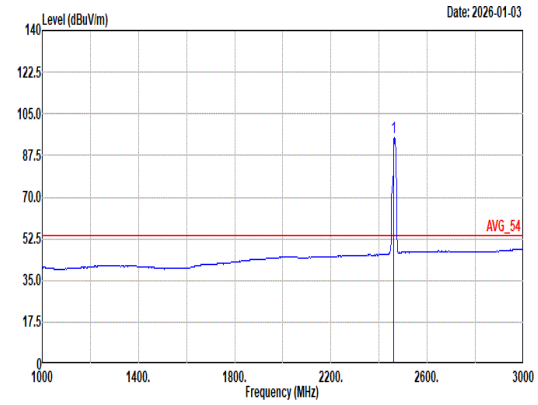 Site : 03CH07-HY Condition: AVG_54 3m HF_ANT_00075962 VERTICAL : RBW:1000.000kHz VBW:0.300kHz SWT:Auto Freq Level Limit Line Margin Read Level Ant Factor Cable Loss Preamp Factor Aux Factor APos TPos Remark MHz dBuV/m dBuV/m dB dBuV dB/m dB dB dB cm deg 1 2462.00 95.15 ------ ------ 78.77 32.64 8.49 34.68 9.93 103 303 Average

Mode	74	
	Band Edge	
	2400-2483.5_802.11be EHT20_CH11_Small RU 106+26_2462MHz	
ANT	5+8	
Pol.	Horizontal	Fundamental
Peak	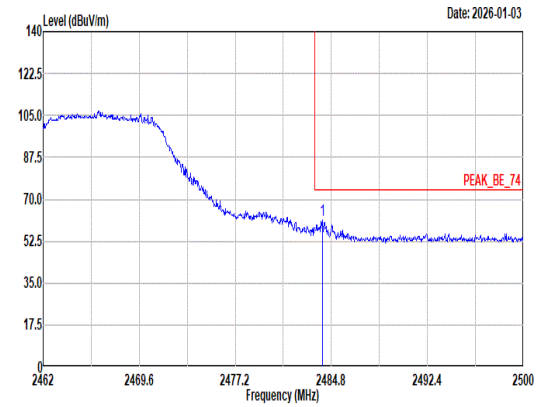 Site : 03CH07-HY Condition: PEAK_BE_74 3m HF_ANT_00075962 HORIZONTAL : RBW:1000.000kHz VBW:3000.000kHz SWT:Auto 1 2484.08 61.39 74.00 -12.61 44.88 32.74 8.52 34.68 9.93 141 360 Peak	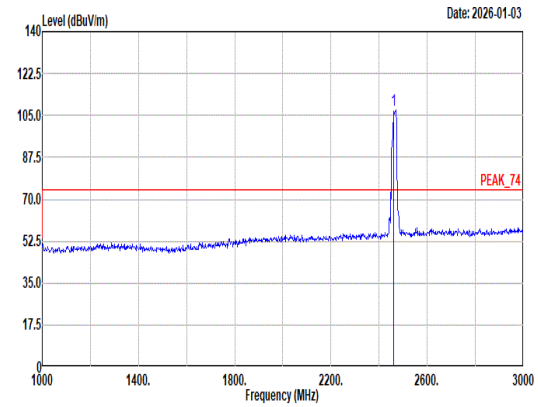 Site : 03CH07-HY Condition: PEAK_74 3m HF_ANT_00075962 HORIZONTAL : RBW:1000.000kHz VBW:3000.000kHz SWT:Auto 1 2462.00 107.41 ------ ------ 90.96 32.70 8.50 34.68 9.93 141 360 Peak
Avg	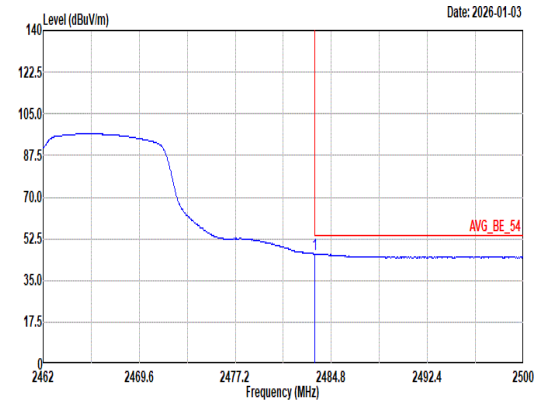 Site : 03CH07-HY Condition: AVG_BE_54 3m HF_ANT_00075962 HORIZONTAL : RBW:1000.000kHz VBW:0.300kHz SWT:Auto 1 2483.51 46.20 54.00 -7.80 29.69 32.74 8.52 34.68 9.93 141 360 Average	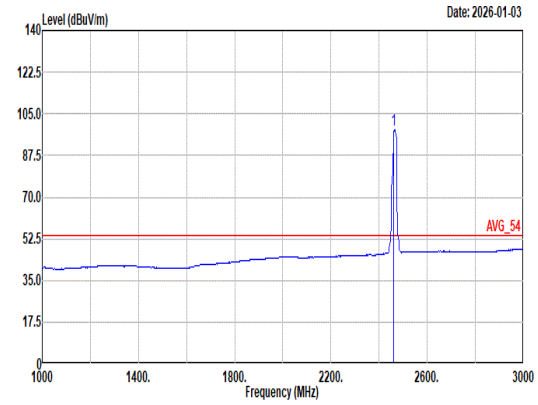 Site : 03CH07-HY Condition: AVG_54 3m HF_ANT_00075962 HORIZONTAL : RBW:1000.000kHz VBW:0.300kHz SWT:Auto 1 2462.00 98.26 ------ ------ 81.86 32.66 8.49 34.68 9.93 141 360 Average

Mode	74	
	Band Edge	
	2400-2483.5_802.11be EHT20_CH11_Small RU 106+26_2462MHz	
ANT	5+8	
Pol.	Vertical	Fundamental
Peak	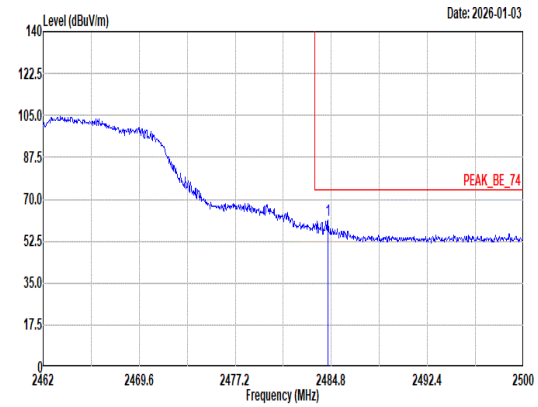 Site : 03CH07-HY Condition: PEAK_BE_74 3m HF_ANT_00075962 VERTICAL : RBW:1000.000kHz VBW:3000.000kHz SWT:Auto Freq Level Limit Line Margin Read Level Ant Factor Cable Loss Preamp Factor Aux Factor APos TPos Remark MHz dBuV/m dBuV/m dB dBuV dB/m dB dB dB cm deg 1 2484.53 61.03 74.00 -12.97 44.51 32.75 8.52 34.68 9.93 103 306 Peak	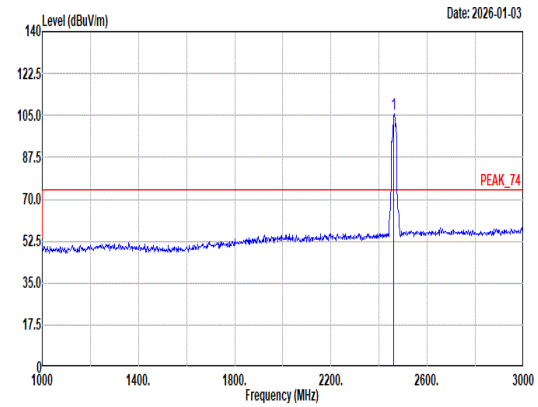 Site : 03CH07-HY Condition: PEAK_74 3m HF_ANT_00075962 VERTICAL : RBW:1000.000kHz VBW:3000.000kHz SWT:Auto Freq Level Limit Line Margin Read Level Ant Factor Cable Loss Preamp Factor Aux Factor APos TPos Remark MHz dBuV/m dBuV/m dB dBuV dB/m dB dB dB cm deg 1 2462.00 105.69 ------ ------ 89.31 32.64 8.49 34.68 9.93 103 306 Peak
Avg	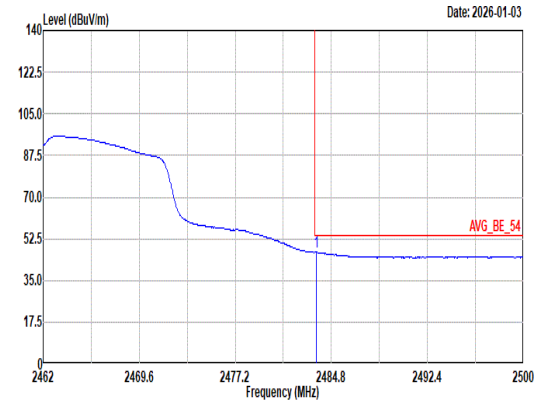 Site : 03CH07-HY Condition: AVG_BE_54 3m HF_ANT_00075962 VERTICAL : RBW:1000.000kHz VBW:0.300kHz SWT:Auto Freq Level Limit Line Margin Read Level Ant Factor Cable Loss Preamp Factor Aux Factor APos TPos Remark MHz dBuV/m dBuV/m dB dBuV dB/m dB dB dB cm deg 1 2483.58 46.93 54.00 -7.07 30.42 32.74 8.52 34.68 9.93 103 306 Average	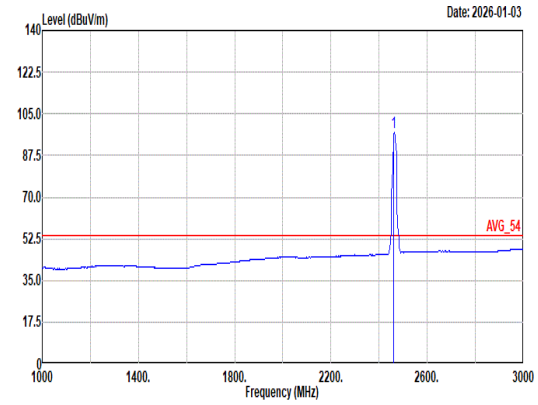 Site : 03CH07-HY Condition: AVG_54 3m HF_ANT_00075962 VERTICAL : RBW:1000.000kHz VBW:0.300kHz SWT:Auto Freq Level Limit Line Margin Read Level Ant Factor Cable Loss Preamp Factor Aux Factor APos TPos Remark MHz dBuV/m dBuV/m dB dBuV dB/m dB dB dB cm deg 1 2462.00 97.10 ------ ------ 80.72 32.64 8.49 34.68 9.93 103 306 Average

Mode	75
	LF
	2400-2483.5_802.11be EHT20_CH01_Full RU_2412MHz
ANT	5+8

Pol.	Horizontal	Vertical
QP/ Peak		

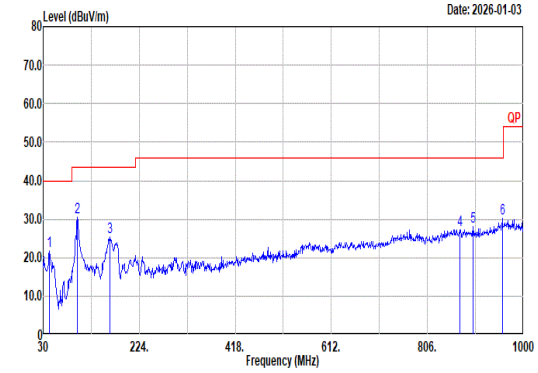

Site : 03CH07-HY
Condition: QP 3m Bilog_35419 HORIZONTAL

	Freq	Level	Limit Line	Margin	Read Level	Ant Factor	Cable Loss	Preamp Factor	Aux Factor	APos	TPos	Remark
	MHz	dBuV/m	dBuV/m	dB	dBuV	dB/m	dB	dB	dB	cm	deg	
1	42.61	21.73	40.00	-18.27	32.35	18.21	1.20	30.03	0.00	--	--	Peak
2	98.87	30.37	43.50	-13.13	42.61	15.91	1.79	29.94	0.00	--	--	Peak
3	164.83	25.44	43.50	-18.06	36.96	16.05	2.26	29.83	0.00	--	--	Peak
4	871.96	27.32	46.00	-18.68	22.15	29.26	5.08	29.17	0.00	--	--	Peak
5	898.15	28.05	46.00	-17.95	23.03	28.99	5.13	29.10	0.00	--	--	Peak
6	957.32	30.05	46.00	-15.95	22.57	30.84	5.35	28.71	0.00	--	--	Peak

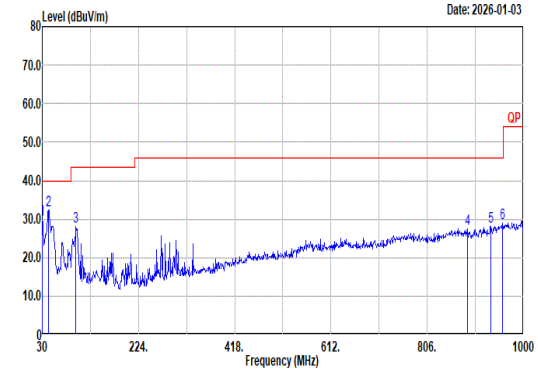

Site : 03CH07-HY
Condition: QP 3m Bilog_35419 VERTICAL

	Freq	Level	Limit Line	Margin	Read Level	Ant Factor	Cable Loss	Preamp Factor	Aux Factor	APos	TPos	Remark
	MHz	dBuV/m	dBuV/m	dB	dBuV	dB/m	dB	dB	dB	cm	deg	
1	30.00	29.85	40.00	-10.15	35.14	23.68	1.02	29.99	0.00	--	--	Peak
2	42.61	32.34	40.00	-7.66	42.96	18.21	1.20	30.03	0.00	--	--	Peak
3	97.90	28.05	43.50	-15.45	40.43	15.78	1.78	29.94	0.00	--	--	Peak
4	887.48	27.43	46.00	-18.57	22.42	29.03	5.11	29.13	0.00	--	--	Peak
5	934.04	27.95	46.00	-18.05	21.77	29.79	5.26	28.87	0.00	--	--	Peak
6	958.29	29.06	46.00	-16.94	21.55	30.87	5.35	28.71	0.00	--	--	Peak

Mode	76	
	SHF	
	2400-2483.5_802.11be EHT20_CH01_Full RU_2412MHz	
ANT	5+8	
Pol.	Horizontal	Vertical
Peak	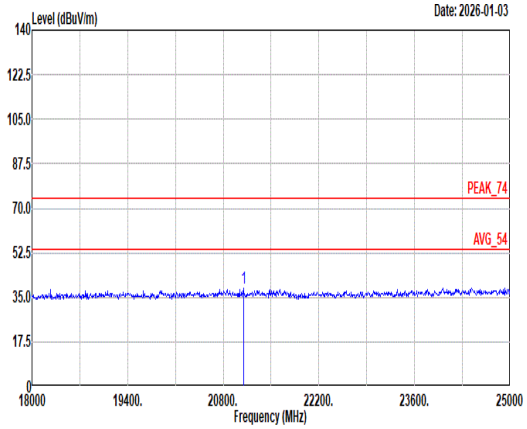 Site : 03CH07-HY Condition: PEAK_74 1m SHF-EHF_9170991 HORIZONTAL Freq Level Limit Line Margin Read Level Ant Factor Cable Loss Preamp Factor Aux Factor APos TPos Remark MHz dBuV/m dBuV/m dB dBuV dB/m dB dB dB cm deg 1 21094.00 38.59 74.00 -35.41 53.02 37.99 17.08 59.96 -9.54 -- -- Peak	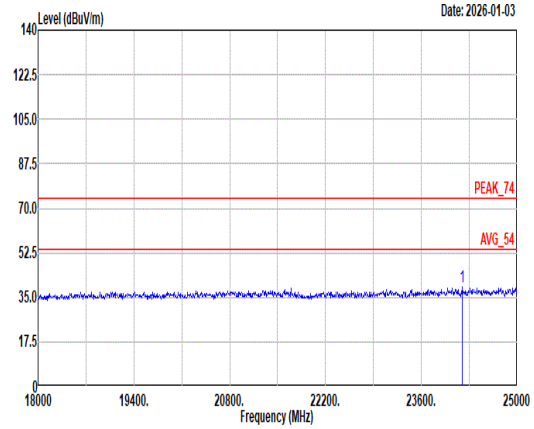 Site : 03CH07-HY Condition: PEAK_74 1m SHF-EHF_9170991 VERTICAL Freq Level Limit Line Margin Read Level Ant Factor Cable Loss Preamp Factor Aux Factor APos TPos Remark MHz dBuV/m dBuV/m dB dBuV dB/m dB dB dB cm deg 1 24202.00 38.86 74.00 -35.14 49.08 38.80 18.34 57.82 -9.54 -- -- Peak

Appendix D. Duty Cycle Plots

Antenna	Band	Duty Cycle (%)	T(us)	1/T(kHz)	VBW Setting
5+8	802.11b	98.08	-	-	10Hz
5+8	802.11g	99.24	-	-	10Hz
5+8	2.4GHz 802.11n HT20	99.63	-	-	10Hz
5+8	2.4GHz 802.11be EHT20 Full RU	99.71	-	-	10Hz
5+8	2.4GHz 802.11be EHT20 106+26 RU	96.90	4813	0.21	300Hz
5+8	2.4GHz 802.11be EHT20 52+26 RU	95.71	5060	0.20	300Hz
5+8	2.4GHz 802.11be EHT20 106 RU	96.24	4767	0.21	300Hz

<Ant. 5+8>

802.11b

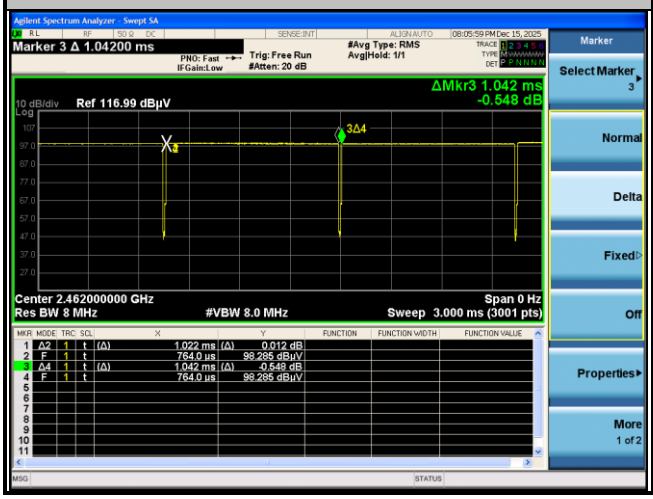

802.11g

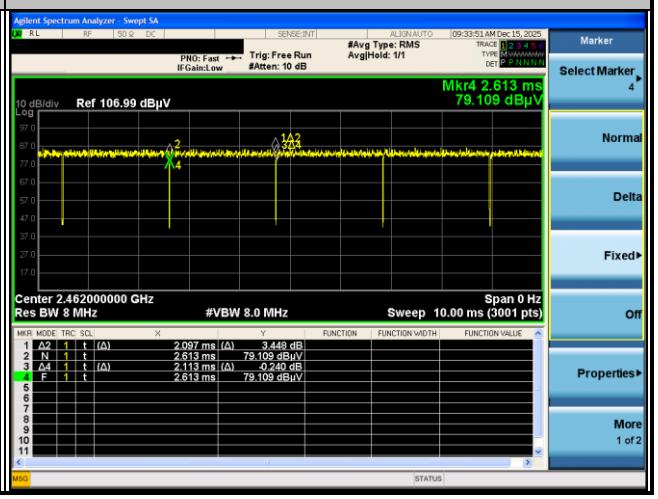

802.11n HT20

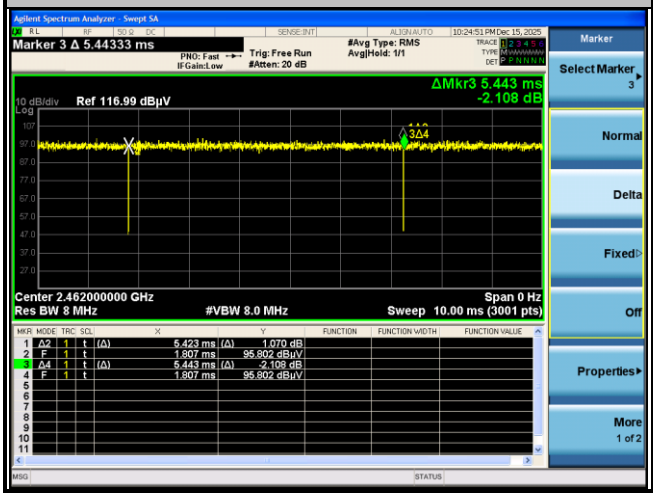

802.11be EHT20 Full RU

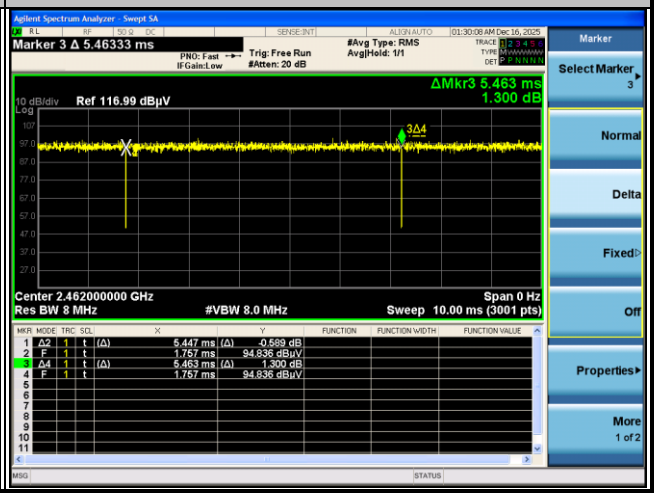

802.11be EHT20 106+26 RU

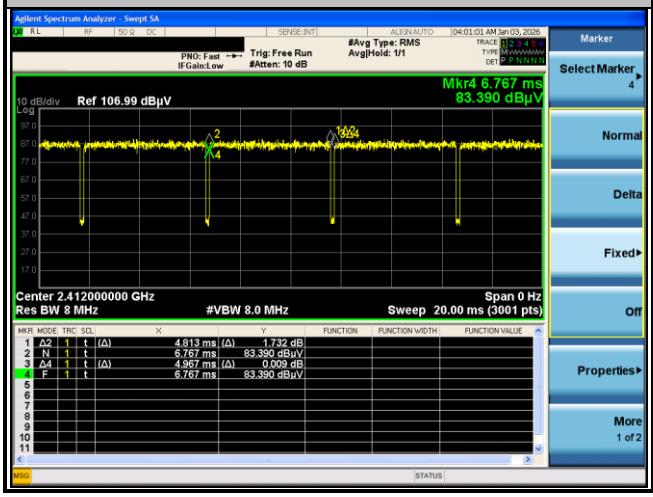

802.11be EHT20 52+26 RU

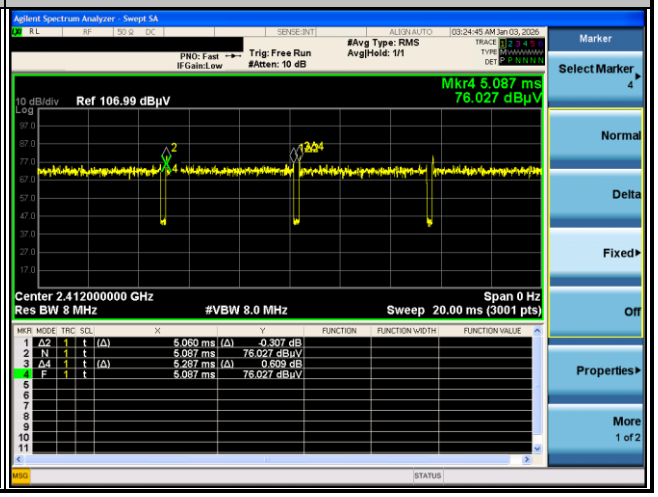

802.11be EHT20 106 RU

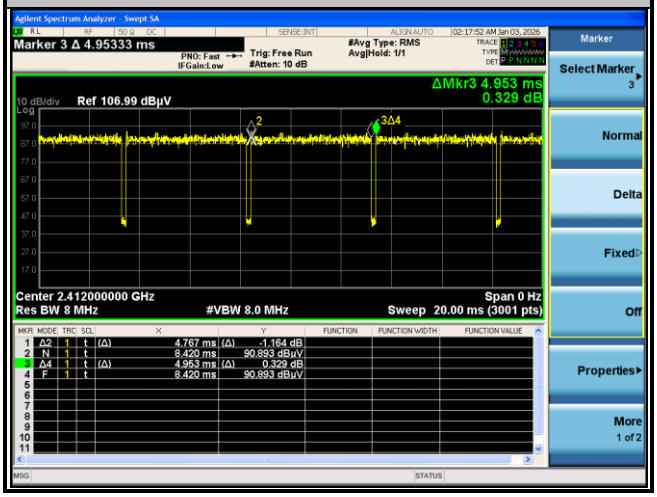

———THE END———