Mode	95
	Band Edge - L
	U-NII-2C_5.47-5.725_802.11ac VHT160_CH114_5570MHz
ANT	5+8

Pol.	Vertical	Fundamental
Peak	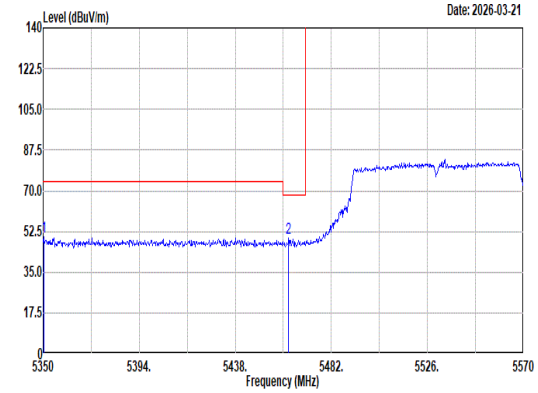 Site : 03CH11-HY Condition: PEAK_BE(UNII)_B3 3m 9120D_01620_250915 VERTICAL : RBW:1000.000kHz VBW:3000.000kHz SWT:Auto Freq Level Limit Line Margin Read Level Ant Factor Cable Loss Preamp Factor Aux Factor APos TPos Remark MHz dBuV/m dBuV/m dB dBuV dB/m dB dB dB cm deg 1 5350.22 50.44 74.00 -23.56 40.25 33.00 9.95 32.76 0.00 100 145 Peak 2 5462.42 49.43 68.20 -18.77 39.30 32.82 10.05 32.74 0.00 100 145 Peak	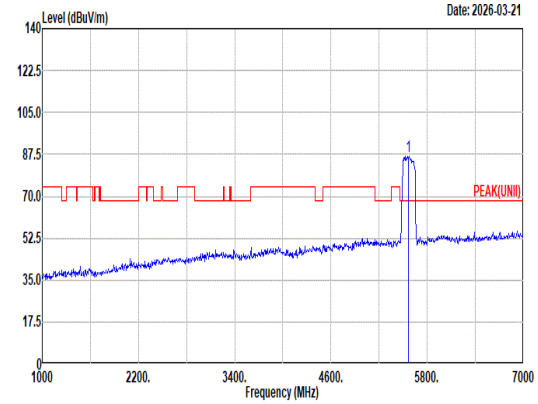 Site : 03CH11-HY Condition: PEAK(UNII) 3m 9120D_01620_250915 VERTICAL : RBW:1000.000kHz VBW:3000.000kHz SWT:Auto Freq Level Limit Line Margin Read Level Ant Factor Cable Loss Preamp Factor Aux Factor APos TPos Remark MHz dBuV/m dBuV/m dB dBuV dB/m dB dB dB cm deg 1 5570.00 86.74 ------ ------ 76.44 32.79 10.26 32.75 0.00 100 145 Peak
Avg	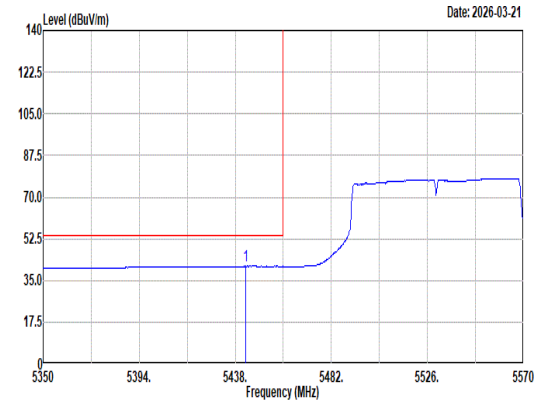 Site : 03CH11-HY Condition: AVG_BE(UNII)_B3 3m 9120D_01620_250915 VERTICAL : RBW:1000.000kHz VBW:0.010kHz SWT:Auto Freq Level Limit Line Margin Read Level Ant Factor Cable Loss Preamp Factor Aux Factor APos TPos Remark MHz dBuV/m dBuV/m dB dBuV dB/m dB dB dB cm deg 1 5442.84 41.02 54.00 -12.98 30.96 32.80 10.00 32.74 0.00 100 145 Average	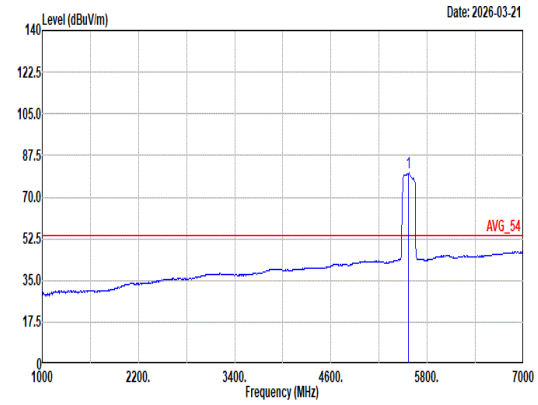 Site : 03CH11-HY Condition: AVG_54 3m 9120D_01620_250915 VERTICAL : RBW:1000.000kHz VBW:0.010kHz SWT:Auto Freq Level Limit Line Margin Read Level Ant Factor Cable Loss Preamp Factor Aux Factor APos TPos Remark MHz dBuV/m dBuV/m dB dBuV dB/m dB dB dB cm deg 1 5570.00 80.20 ------ ------ 69.90 32.76 10.30 32.76 0.00 100 145 Average

Mode	95	
	Band Edge - R	
	U-NII-2C_5.47-5.725_802.11ac VHT160_CH114_5570MHz	
ANT	5+8	
Pol.	Vertical	Fundamental
Peak	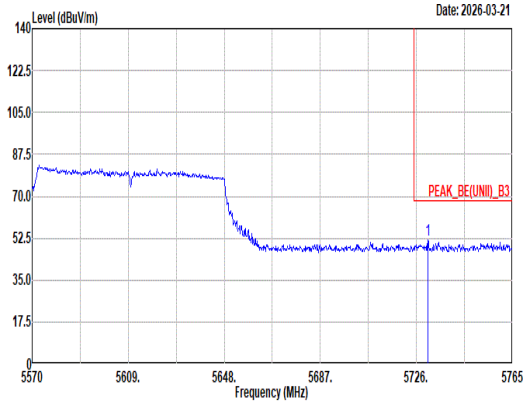 Site : 03CH11-HY Condition: PEAK_BE(UNII)_B3 3m 9120D_01620_250915 VERTICAL : RBW:1000.000kHz VBW:3000.000kHz SWT:Auto Limit Read Ant Cable Preamp Aux APos TPos Freq Level Line Margin Level Factor Loss Factor Factor Remark MHz dBuV/m dBuV/m dB dBuV dB/m dB dB dB cm deg 1 5730.68 51.74 68.20 -16.46 40.57 33.52 10.47 32.82 0.00 100 145 Peak	Blank

Mode	95	
	Harmonic	
	U-NII-2C_5.47-5.725_802.11ac VHT160_CH114_5570MHz	
ANT	5+8	
Pol.	Horizontal	Vertical
Peak Avg	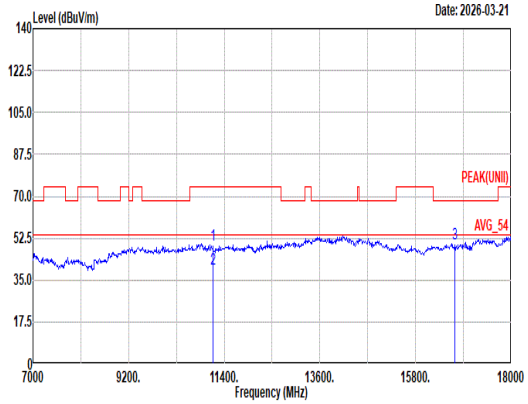 Site : 03CH11-HY Condition: PEAK(UNII) 3m 9120D_01620_250915 HORIZONTAL Freq Level Limit Line Margin Read Level Ant Factor Cable Loss Preamp Factor Aux Factor APos TPos Remark MHz dBuV/m dBuV/m dB dBuV dB/m dB dB dB cm deg 1 11140.00 49.41 74.00 -24.59 60.13 38.70 17.13 66.93 0.38 -- -- Peak 2 11140.00 39.52 54.00 -14.48 50.24 38.70 17.13 66.93 0.38 -- -- Average 3 16710.00 49.97 68.20 -18.23 57.72 37.88 21.20 67.23 0.40 -- -- Peak	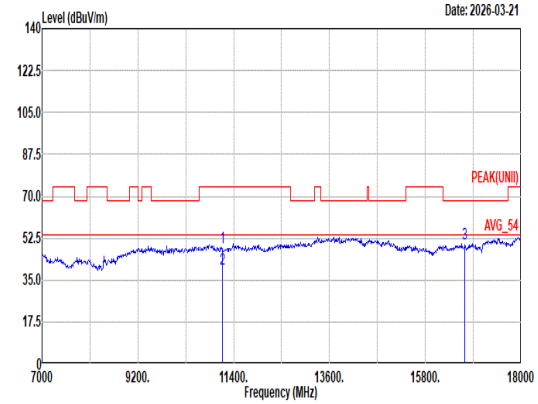 Site : 03CH11-HY Condition: PEAK(UNII) 3m 9120D_01620_250915 VERTICAL Freq Level Limit Line Margin Read Level Ant Factor Cable Loss Preamp Factor Aux Factor APos TPos Remark MHz dBuV/m dBuV/m dB dBuV dB/m dB dB dB cm deg 1 11140.00 48.56 74.00 -25.44 59.28 38.70 17.13 66.93 0.38 -- -- Peak 2 11140.00 39.56 54.00 -14.44 50.28 38.70 17.13 66.93 0.38 -- -- Average 3 16710.00 50.39 68.20 -17.81 58.14 37.88 21.20 67.23 0.40 -- -- Peak

Mode	95	
	Harmonic	
	U-NII-2C_5.47-5.725_802.11ac VHT160_CH114_5570MHz	
ANT	5+8	
Pol.	Horizontal	Vertical
14.47G ~14.5G Avg	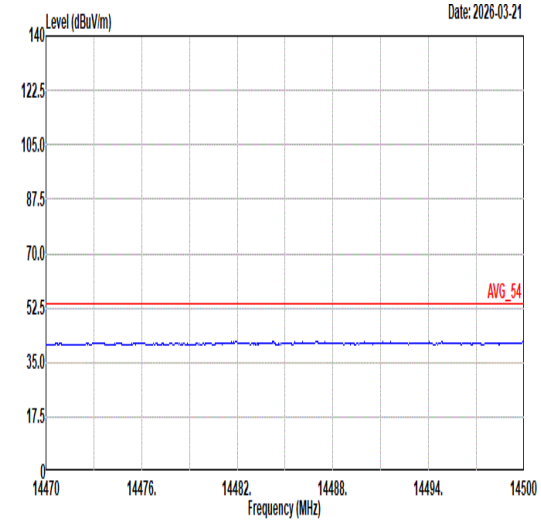 Site : 03CH11-HY Condition: AVG_54 3m 9120D_01620_250915 HORIZONTAL	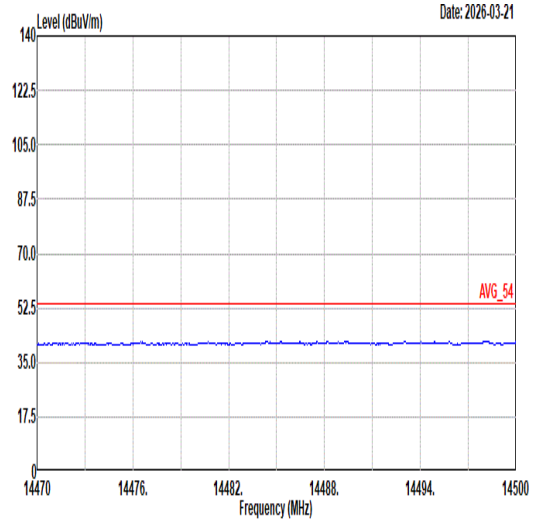 Site : 03CH11-HY Condition: AVG_54 3m 9120D_01620_250915 VERTICAL
17.7G ~18G Avg	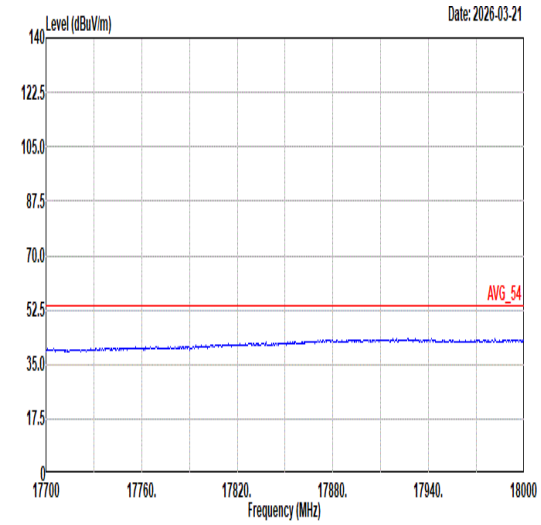 Site : 03CH11-HY Condition: AVG_54 3m 9120D_01620_250915 HORIZONTAL	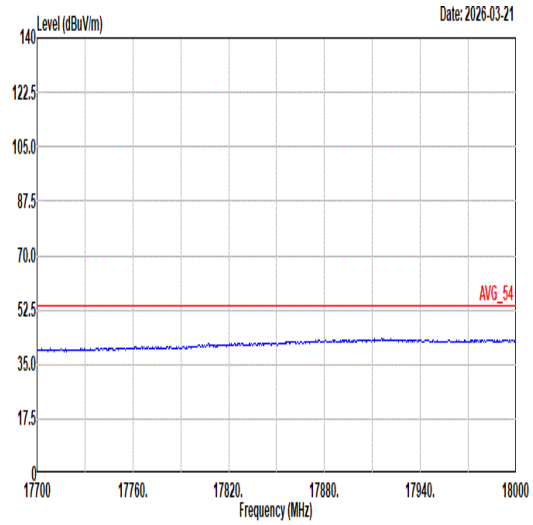 Site : 03CH11-HY Condition: AVG_54 3m 9120D_01620_250915 VERTICAL

Mode	96
	Band Edge - L
	U-NII-2C_5.47-5.725_802.11be EHT160_CH114_5570MHz
ANT	5+8

Pol.	Horizontal	Fundamental
Peak	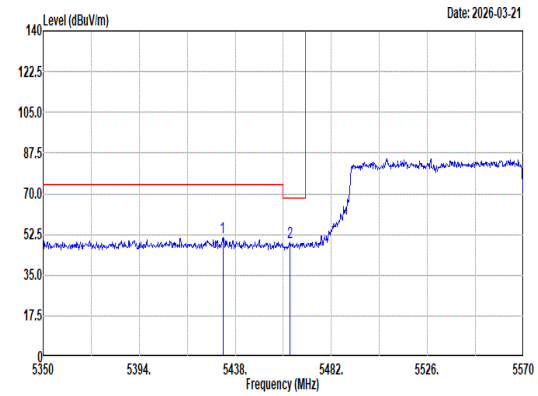 Site : 03CH11-HY Condition: PEAK_BE(UNII)_B3 3m 9120D_01620_250915 HORIZONTAL : RBW:1000.000kHz VBW:3000.000kHz SWT:Auto Freq Level Limit Line Margin Read Level Ant Factor Cable Loss Preamp Factor Aux Factor APos TPos Remark MHz dBuV/m dBuV/m dB dBuV dB/m dB dB dB cm deg 1 5432.28 51.11 74.00 -22.89 41.07 32.80 9.98 32.74 0.00 300 155 Peak 2 5462.86 49.29 68.20 -18.91 39.15 32.83 10.05 32.74 0.00 300 155 Peak	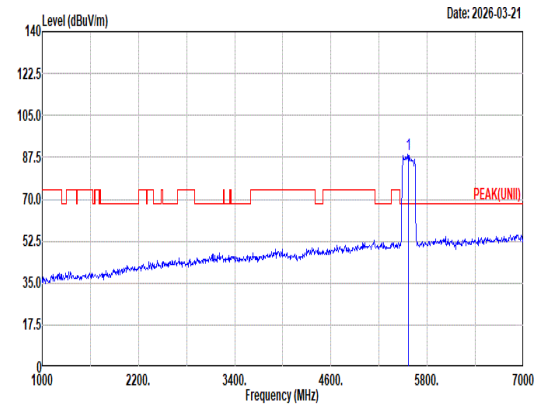 Site : 03CH11-HY Condition: PEAK(UNII) 3m 9120D_01620_250915 HORIZONTAL : RBW:1000.000kHz VBW:3000.000kHz SWT:Auto Freq Level Limit Line Margin Read Level Ant Factor Cable Loss Preamp Factor Aux Factor APos TPos Remark MHz dBuV/m dBuV/m dB dBuV dB/m dB dB dB cm deg 1 5570.00 88.53 ------ ------ 78.23 32.79 10.26 32.75 0.00 300 155 Peak
Avg	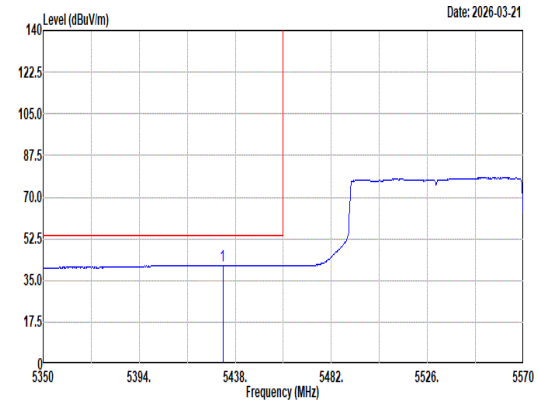 Site : 03CH11-HY Condition: AVG_BE(UNII)_B3 3m 9120D_01620_250915 HORIZONTAL : RBW:1000.000kHz VBW:0.010kHz SWT:Auto Freq Level Limit Line Margin Read Level Ant Factor Cable Loss Preamp Factor Aux Factor APos TPos Remark MHz dBuV/m dBuV/m dB dBuV dB/m dB dB dB cm deg 1 5432.28 41.43 54.00 -12.57 31.39 32.80 9.98 32.74 0.00 300 155 Average	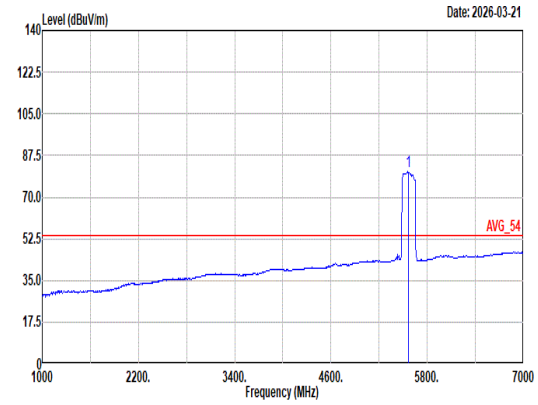 Site : 03CH11-HY Condition: AVG_54 3m 9120D_01620_250915 HORIZONTAL : RBW:1000.000kHz VBW:0.010kHz SWT:Auto Freq Level Limit Line Margin Read Level Ant Factor Cable Loss Preamp Factor Aux Factor APos TPos Remark MHz dBuV/m dBuV/m dB dBuV dB/m dB dB dB cm deg 1 5570.00 80.65 ------ ------ 70.35 32.79 10.26 32.75 0.00 300 155 Average

Mode	96	
	Band Edge - R	
	U-NII-2C_5.47-5.725_802.11be EHT160_CH114_5570MHz	
ANT	5+8	
Pol.	Horizontal	Fundamental
Peak	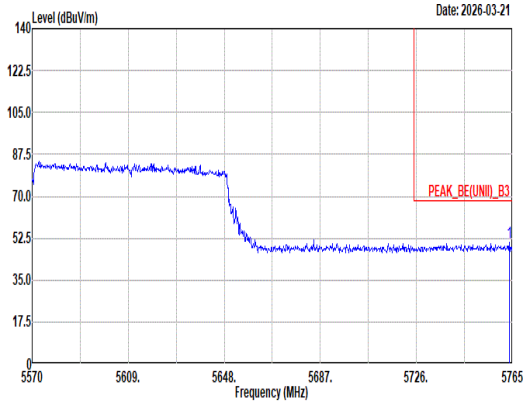 Site : 03CH11-HY Condition: PEAK_BE(UNII)_B3 3m 9120D_01620_250915 HORIZONTAL : RBW:1000.000kHz VBW:3000.000kHz SWT:Auto Freq Level Limit Line Margin Read Level Ant Factor Cable Loss Preamp Factor Aux Factor APos TPos Remark MHz dBuV/m dBuV/m dB dBuV dB/m dB dB dB cm deg 1 5763.64 50.70 68.20 -17.50 39.35 33.68 10.50 32.83 0.00 300 155 Peak	Blank

Mode	96
	Band Edge - L
	U-NII-2C_5.47-5.725_802.11be EHT160_CH114_5570MHz
ANT	5+8

Pol.	Vertical	Fundamental
Peak	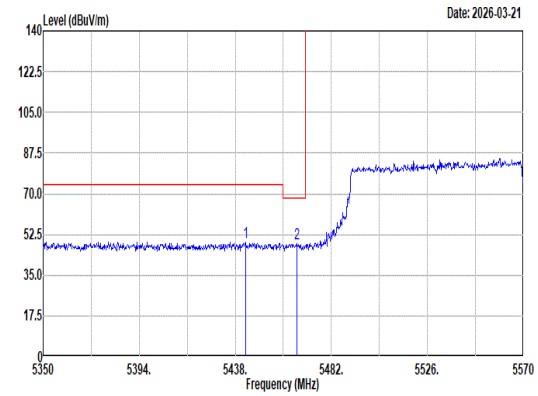 Site : 03CH11-HY Condition: PEAK_BE(UNII)_B3 3m 9120D_01620_250915 VERTICAL : RBW:1000.000kHz VBW:3000.000kHz SWT:Auto Freq Level Limit Line Margin Read Level Ant Factor Cable Loss Preamp Factor Aux Factor APos TPos Remark MHz dBuV/m dBuV/m dB dBuV dB/m dB dB dB cm deg 1 5442.62 49.21 74.00 -24.79 39.15 32.80 10.00 32.74 0.00 100 128 Peak 2 5466.16 48.65 68.20 -19.55 38.50 32.83 10.06 32.74 0.00 100 128 Peak	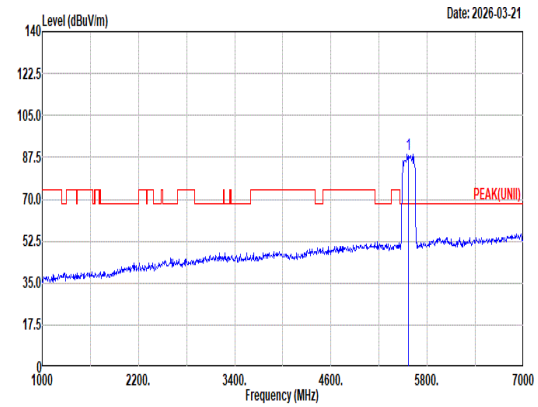 Site : 03CH11-HY Condition: PEAK(UNII) 3m 9120D_01620_250915 VERTICAL : RBW:1000.000kHz VBW:3000.000kHz SWT:Auto Freq Level Limit Line Margin Read Level Ant Factor Cable Loss Preamp Factor Aux Factor APos TPos Remark MHz dBuV/m dBuV/m dB dBuV dB/m dB dB dB cm deg 1 5570.00 88.96 ------ ------ 78.66 32.80 10.25 32.75 0.00 100 128 Peak
Avg	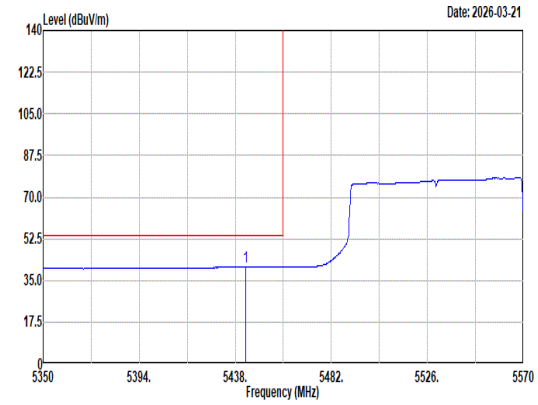 Site : 03CH11-HY Condition: AVG_BE(UNII)_B3 3m 9120D_01620_250915 VERTICAL : RBW:1000.000kHz VBW:0.010kHz SWT:Auto Freq Level Limit Line Margin Read Level Ant Factor Cable Loss Preamp Factor Aux Factor APos TPos Remark MHz dBuV/m dBuV/m dB dBuV dB/m dB dB dB cm deg 1 5442.84 40.70 54.00 -13.30 30.64 32.80 10.00 32.74 0.00 100 128 Average	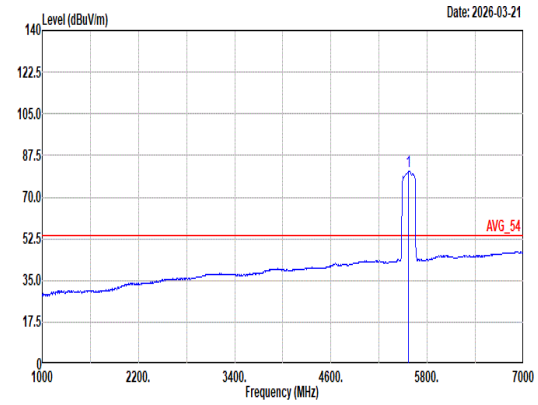 Site : 03CH11-HY Condition: AVG_54 3m 9120D_01620_250915 VERTICAL : RBW:1000.000kHz VBW:0.010kHz SWT:Auto Freq Level Limit Line Margin Read Level Ant Factor Cable Loss Preamp Factor Aux Factor APos TPos Remark MHz dBuV/m dBuV/m dB dBuV dB/m dB dB dB cm deg 1 5570.00 81.02 ------ ------ 70.72 32.74 10.32 32.76 0.00 100 128 Average

Mode	96	
	Band Edge - R	
	U-NII-2C_5.47-5.725_802.11be EHT160_CH114_5570MHz	
ANT	5+8	
Pol.	Vertical	Fundamental
Peak	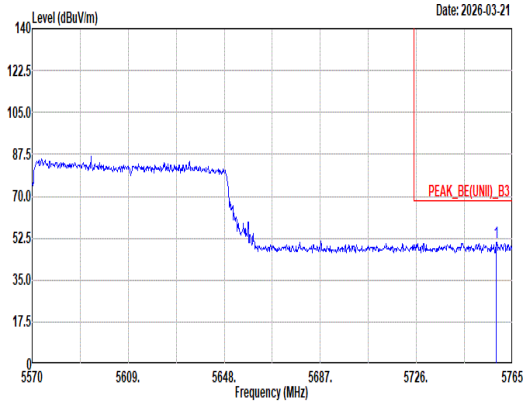 Site : 03CH11-HY Condition: PEAK_BE(UNII)_B3 3m 9120D_01620_250915 VERTICAL : RBW:1000.000kHz VBW:3000.000kHz SWT:Auto Freq Level Limit Line Margin Read Level Ant Factor Cable Loss Preamp Factor Aux Factor APos TPos Remark MHz dBuV/m dBuV/m dB dBuV dB/m dB dB dB cm deg 1 5758.37 50.92 68.20 -17.28 39.60 33.65 10.50 32.83 0.00 100 128 Peak	Blank

Mode	96	
	Harmonic	
	U-NII-2C_5.47-5.725_802.11be EHT160_CH114_5570MHz	
ANT	5+8	
Pol.	Horizontal	Vertical
Peak Avg	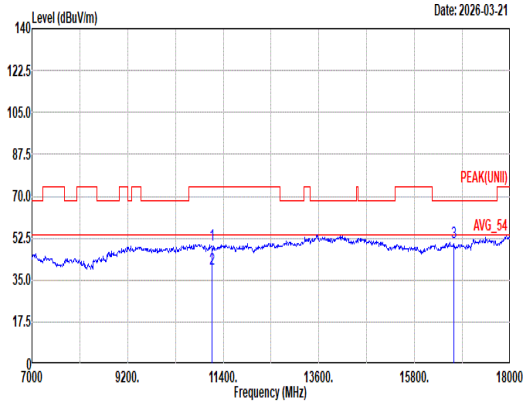 Site : 03CH11-HY Condition: PEAK(UNII) 3m 9120D_01620_250915 HORIZONTAL Freq Level Limit Line Margin Read Level Ant Factor Cable Loss Preamp Factor Aux Factor APos TPos Remark MHz dBuV/m dBuV/m dB dBuV dB/m dB dB dB cm deg 1 11140.00 49.43 74.00 -24.57 60.15 38.70 17.13 66.93 0.38 -- -- Peak 2 11140.00 39.61 54.00 -14.39 50.33 38.70 17.13 66.93 0.38 -- -- Average 3 16710.00 50.70 68.20 -17.50 58.45 37.88 21.20 67.23 0.40 -- -- Peak	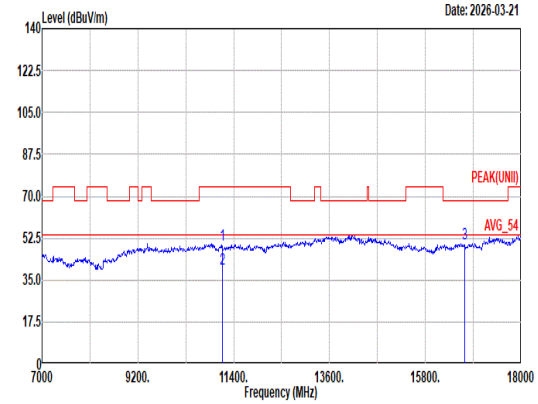 Site : 03CH11-HY Condition: PEAK(UNII) 3m 9120D_01620_250915 VERTICAL Freq Level Limit Line Margin Read Level Ant Factor Cable Loss Preamp Factor Aux Factor APos TPos Remark MHz dBuV/m dBuV/m dB dBuV dB/m dB dB dB cm deg 1 11140.00 49.64 74.00 -24.36 60.36 38.70 17.13 66.93 0.38 -- -- Peak 2 11140.00 39.39 54.00 -14.61 50.11 38.70 17.13 66.93 0.38 -- -- Average 3 16710.00 50.15 68.20 -18.05 57.90 37.88 21.20 67.23 0.40 -- -- Peak

Mode	96	
	Harmonic	
	U-NII-2C_5.47-5.725_802.11be EHT160_CH114_5570MHz	
ANT	5+8	
Pol.	Horizontal	Vertical
14.47G ~14.5G Avg	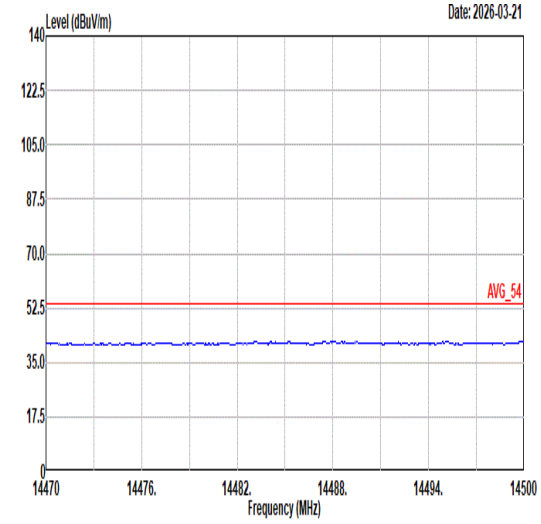 Site : 03CH11-HY Condition: AVG_54 3m 9120D_01620_250915 HORIZONTAL	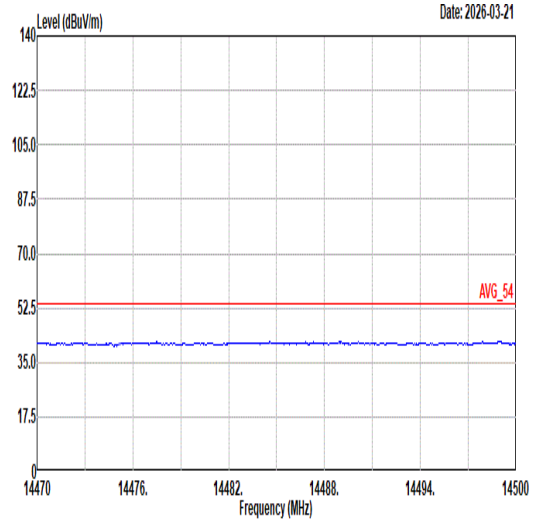 Site : 03CH11-HY Condition: AVG_54 3m 9120D_01620_250915 VERTICAL
17.7G ~18G Avg	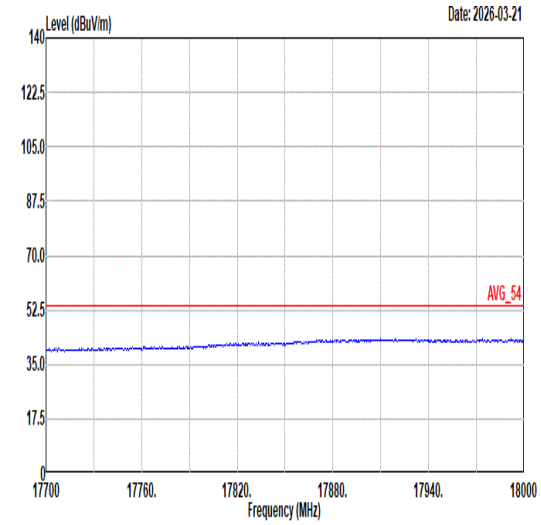 Site : 03CH11-HY Condition: AVG_54 3m 9120D_01620_250915 HORIZONTAL	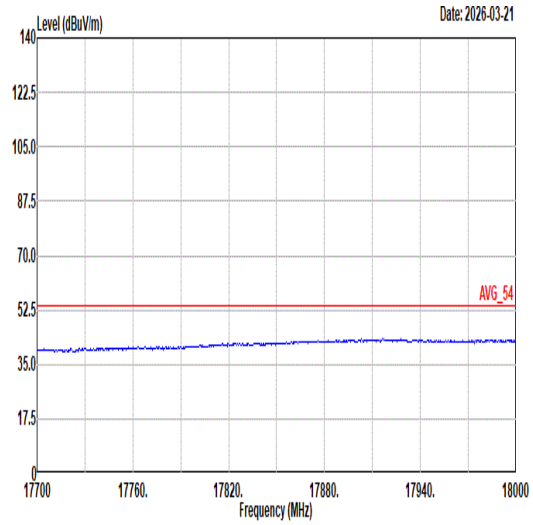 Site : 03CH11-HY Condition: AVG_54 3m 9120D_01620_250915 VERTICAL

Mode	97	
	Band Edge - L	
	U-NII-2C_5.47-5.725_802.11be EHT160_CH114_Partial RU 996/67_5570MHz	
ANT	5+8	
Pol.	Horizontal	Fundamental
Peak	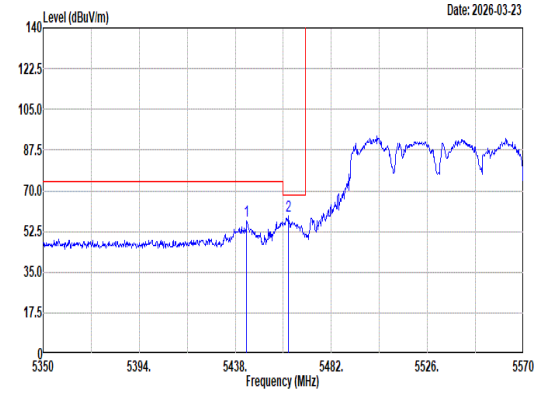 Site : 03CH11-HY Condition: PEAK_BE(UNII)_B3 3m 9120D_01620_250915 HORIZONTAL : RBW:1000.000kHz VBW:3000.000kHz SWT:Auto Freq Level Limit Line Margin Read Level Ant Factor Cable Loss Preamp Factor Aux Factor APos TPos Remark MHz dBuV/m dBuV/m dB dBuV dB/m dB dB dB cm deg 1 5443.28 57.00 74.00 -17.00 46.94 32.80 10.00 32.74 0.00 200 308 Peak 2 5462.42 59.06 68.20 -9.14 48.93 32.82 10.05 32.74 0.00 200 308 Peak	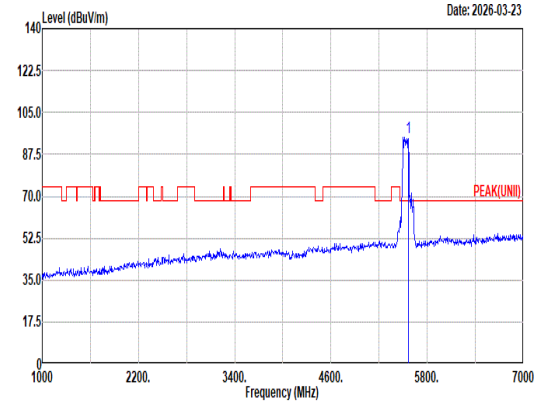 Site : 03CH11-HY Condition: PEAK(UNII) 3m 9120D_01620_250915 HORIZONTAL : RBW:1000.000kHz VBW:3000.000kHz SWT:Auto Freq Level Limit Line Margin Read Level Ant Factor Cable Loss Preamp Factor Aux Factor APos TPos Remark MHz dBuV/m dBuV/m dB dBuV dB/m dB dB dB cm deg 1 5570.00 94.67 ------ ------ 84.37 32.86 10.18 32.74 0.00 200 308 Peak
Avg	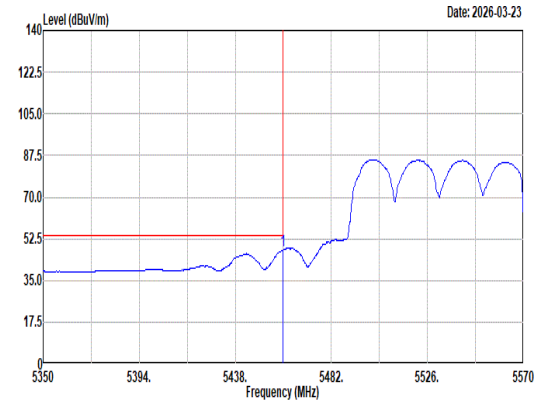 Site : 03CH11-HY Condition: AVG_BE(UNII)_B3 3m 9120D_01620_250915 HORIZONTAL : RBW:1000.000kHz VBW:0.010kHz SWT:Auto Freq Level Limit Line Margin Read Level Ant Factor Cable Loss Preamp Factor Aux Factor APos TPos Remark MHz dBuV/m dBuV/m dB dBuV dB/m dB dB dB cm deg 1 5460.00 47.70 54.00 -6.30 37.58 32.82 10.04 32.74 0.00 200 308 Average	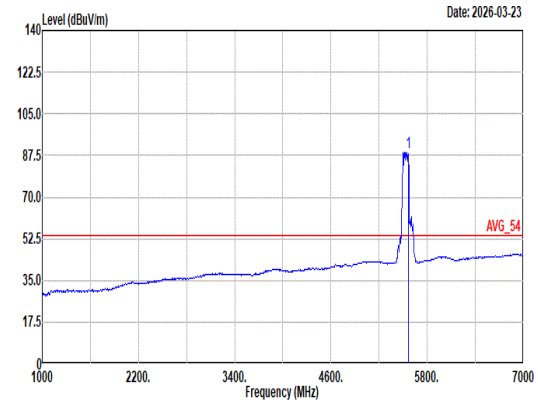 Site : 03CH11-HY Condition: AVG_54 3m 9120D_01620_250915 HORIZONTAL : RBW:1000.000kHz VBW:0.010kHz SWT:Auto Freq Level Limit Line Margin Read Level Ant Factor Cable Loss Preamp Factor Aux Factor APos TPos Remark MHz dBuV/m dBuV/m dB dBuV dB/m dB dB dB cm deg 1 5570.00 89.00 ------ ------ 78.69 32.90 10.14 32.73 0.00 200 308 Average

Mode	97	
	Band Edge - R	
	U-NII-2C_5.47-5.725_802.11be EHT160_CH114_Partial RU 996/67_5570MHz	
ANT	5+8	
Pol.	Horizontal	Fundamental
Peak	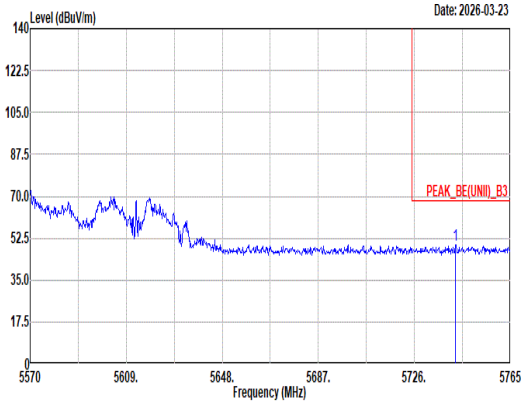 Site : 03CH11-HY Condition: PEAK_BE(UNII)_B3 3m 9120D_01620_250915 HORIZONTAL : RBW:1000.000kHz VBW:3000.000kHz SWT:Auto Freq Level Limit Line Margin Read Level Ant Factor Cable Loss Preamp Factor Aux Factor APos TPos Remark MHz dBuV/m dBuV/m dB dBuV dB/m dB dB dB cm deg 1 5742.58 49.66 68.20 -18.54 38.43 33.57 10.48 32.82 0.00 200 308 Peak	Blank

Mode	97	
	Band Edge - L	
	U-NII-2C_5.47-5.725_802.11be EHT160_CH114_Partial RU 996/67_5570MHz	
ANT	5+8	
Pol.	Vertical	Fundamental
Peak	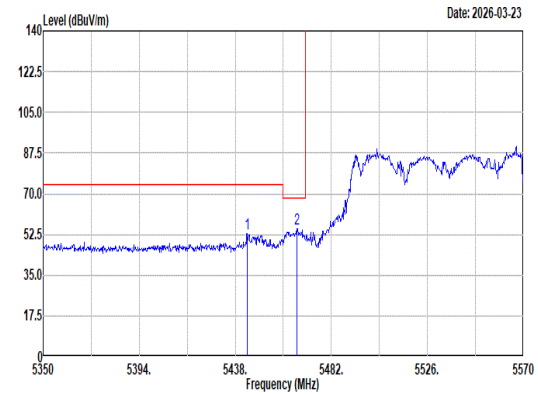 Site : 03CH11-HY Condition: PEAK_BE(UNII)_B3 3m 9120D_01620_250915 VERTICAL : RBW:1000.000kHz VBW:3000.000kHz SWT:Auto Freq Level Limit Line Margin Read Level Ant Factor Cable Loss Preamp Factor Aux Factor APos TPos Remark MHz dBuV/m dBuV/m dB dBuV dB/m dB dB dB cm deg 1 5443.50 53.06 74.00 -20.94 43.00 32.80 10.00 32.74 0.00 391 331 Peak 2 5466.38 55.07 68.20 -13.13 44.92 32.83 10.06 32.74 0.00 391 331 Peak	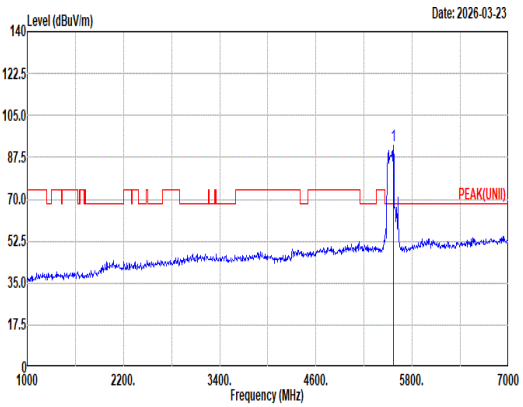 Site : 03CH11-HY Condition: PEAK(UNII) 3m 9120D_01620_250915 VERTICAL : RBW:1000.000kHz VBW:3000.000kHz SWT:Auto Freq Level Limit Line Margin Read Level Ant Factor Cable Loss Preamp Factor Aux Factor APos TPos Remark MHz dBuV/m dBuV/m dB dBuV dB/m dB dB dB cm deg 1 5570.00 92.38 ------ ------ 82.08 32.77 10.29 32.76 0.00 391 331 Peak
Avg	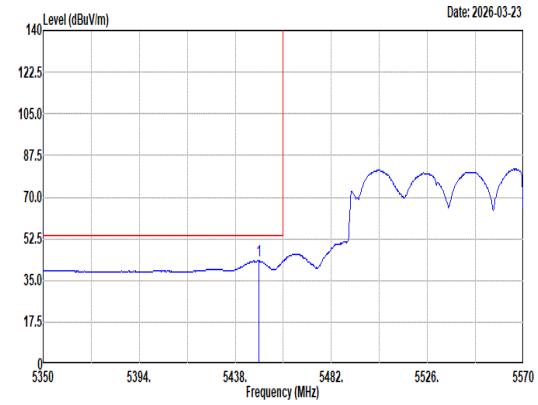 Site : 03CH11-HY Condition: AVG_BE(UNII)_B3 3m 9120D_01620_250915 VERTICAL : RBW:1000.000kHz VBW:0.010kHz SWT:Auto Freq Level Limit Line Margin Read Level Ant Factor Cable Loss Preamp Factor Aux Factor APos TPos Remark MHz dBuV/m dBuV/m dB dBuV dB/m dB dB dB cm deg 1 5448.78 43.28 54.00 -10.72 33.21 32.80 10.01 32.74 0.00 391 331 Average	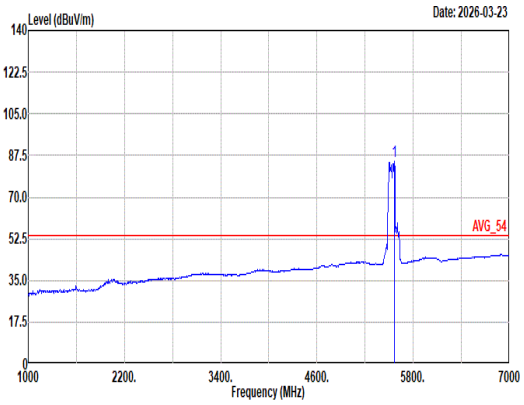 Site : 03CH11-HY Condition: AVG_54 3m 9120D_01620_250915 VERTICAL : RBW:1000.000kHz VBW:0.010kHz SWT:Auto Freq Level Limit Line Margin Read Level Ant Factor Cable Loss Preamp Factor Aux Factor APos TPos Remark MHz dBuV/m dBuV/m dB dBuV dB/m dB dB dB cm deg 1 5570.00 84.82 ------ ------ 74.52 32.77 10.29 32.76 0.00 391 331 Average

Mode	97	
	Band Edge - R	
	U-NII-2C_5.47-5.725_802.11be EHT160_CH114_Partial RU 996/67_5570MHz	
ANT	5+8	
Pol.	Vertical	Fundamental
Peak	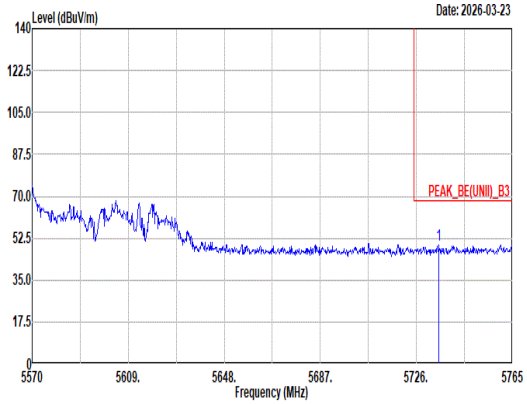 Site : 03CH11-HY Condition: PEAK_BE(UNII)_B3 3m 9120D_01620_250915 VERTICAL : RBW:1000.000kHz VBW:3000.000kHz SWT:Auto Freq Level Limit Line Margin Read Level Ant Factor Cable Loss Preamp Factor Aux Factor APos TPos Remark MHz dBuV/m dBuV/m dB dBuV dB/m dB dB dB cm deg 1 5735.17 49.89 68.20 -18.31 38.69 33.54 10.48 32.82 0.00 391 331 Peak	Blank

Mode	98	
	Band Edge - L	
	U-NII-2C_5.47-5.725_802.11be EHT160_CH114_Partial RU 996/68_5570MHz	
ANT	5+8	
Pol.	Horizontal	Fundamental
Peak	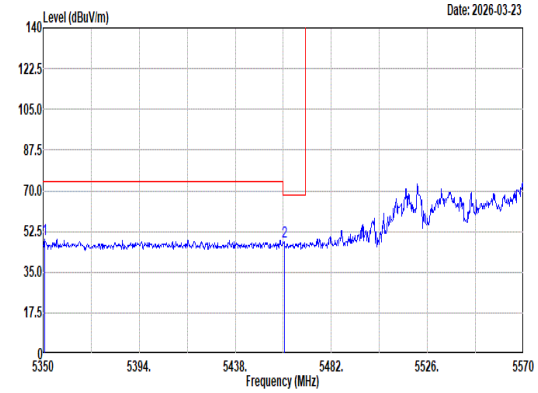 Site : 03CH11-HY Condition: PEAK_BE(UNII)_B3 3m 9120D_01620_250915 HORIZONTAL : RBW:1000.000kHz VBW:3000.000kHz SWT:Auto Freq Level Limit Line Margin Read Level Ant Factor Cable Loss Preamp Factor Aux Factor APos TPos Remark MHz dBuV/m dBuV/m dB dBuV dB/m dB dB dB cm deg 1 5350.66 49.30 74.00 -24.70 39.11 33.00 9.95 32.76 0.00 295 301 Peak 2 5460.44 48.00 68.20 -20.20 37.88 32.82 10.04 32.74 0.00 295 301 Peak	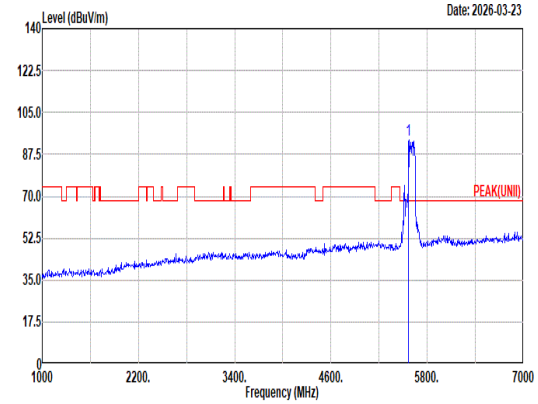 Site : 03CH11-HY Condition: PEAK(UNII) 3m 9120D_01620_250915 HORIZONTAL : RBW:1000.000kHz VBW:3000.000kHz SWT:Auto Freq Level Limit Line Margin Read Level Ant Factor Cable Loss Preamp Factor Aux Factor APos TPos Remark MHz dBuV/m dBuV/m dB dBuV dB/m dB dB dB cm deg 1 5570.00 93.48 ------ ------ 83.18 32.74 10.32 32.76 0.00 295 301 Peak
Avg	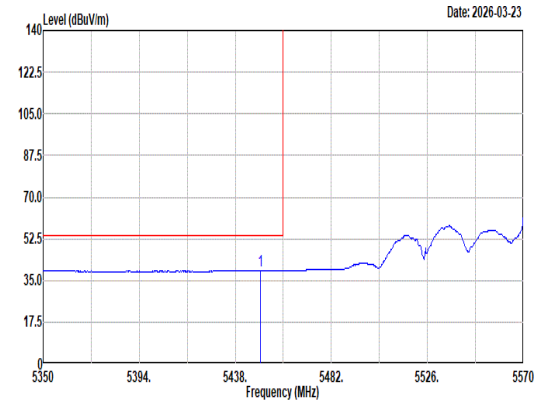 Site : 03CH11-HY Condition: AVG_BE(UNII)_B3 3m 9120D_01620_250915 HORIZONTAL : RBW:1000.000kHz VBW:0.010kHz SWT:Auto Freq Level Limit Line Margin Read Level Ant Factor Cable Loss Preamp Factor Aux Factor APos TPos Remark MHz dBuV/m dBuV/m dB dBuV dB/m dB dB dB cm deg 1 5449.66 39.22 54.00 -14.78 29.14 32.80 10.02 32.74 0.00 295 301 Average	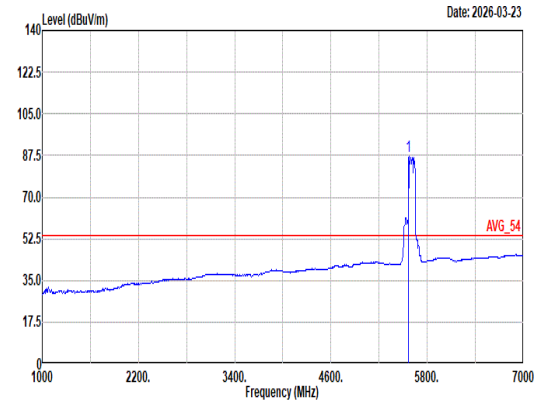 Site : 03CH11-HY Condition: AVG_54 3m 9120D_01620_250915 HORIZONTAL : RBW:1000.000kHz VBW:0.010kHz SWT:Auto Freq Level Limit Line Margin Read Level Ant Factor Cable Loss Preamp Factor Aux Factor APos TPos Remark MHz dBuV/m dBuV/m dB dBuV dB/m dB dB dB cm deg 1 5570.00 87.41 ------ ------ 77.11 32.74 10.32 32.76 0.00 295 301 Average

Mode	98	
	Band Edge - R	
	U-NII-2C_5.47-5.725_802.11be EHT160_CH114_Partial RU 996/68_5570MHz	
ANT	5+8	
Pol.	Horizontal	Fundamental
Peak	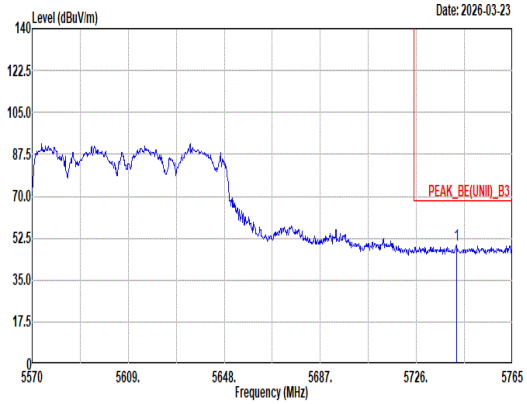 Site : 03CH11-HY Condition: PEAK_BE(UNII)_B3 3m 9120D_01620_250915 HORIZONTAL : RBW:1000.000kHz VBW:3000.000kHz SWT:Auto Freq Level Limit Line Margin Read Level Ant Factor Cable Loss Preamp Factor Aux Factor APos TPos Remark MHz dBuV/m dBuV/m dB dBuV dB/m dB dB dB cm deg 1 5742.19 49.64 68.20 -18.56 38.41 33.57 10.48 32.82 0.00 295 301 Peak	Blank

Mode	98
	Band Edge - L
	U-NII-2C_5.47-5.725_802.11be EHT160_CH114_Partial RU 996/68_5570MHz
ANT	5+8

Pol.	Vertical	Fundamental
Peak	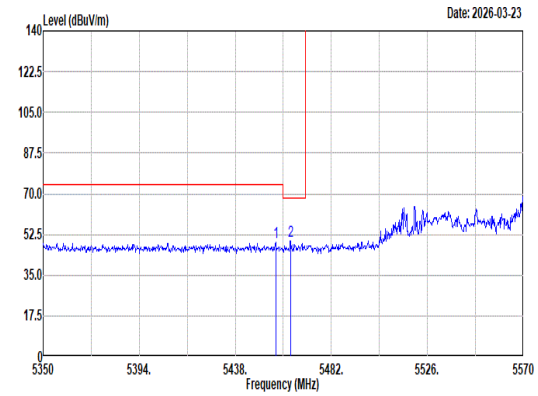 Site : 03CH11-HY Condition: PEAK_BE(UNII)_B3 3m 9120D_01620_250915 VERTICAL : RBW:1000.000kHz VBW:3000.000kHz SWT:Auto Freq Level Limit Line Margin Read Level Ant Factor Cable Loss Preamp Factor Aux Factor APos TPos Remark MHz dBuV/m dBuV/m dB dBuV dB/m dB dB dB cm deg 1 5456.48 48.97 74.00 -25.03 38.87 32.81 10.03 32.74 0.00 100 168 Peak 2 5463.30 49.68 68.20 -18.52 39.54 32.83 10.05 32.74 0.00 100 168 Peak	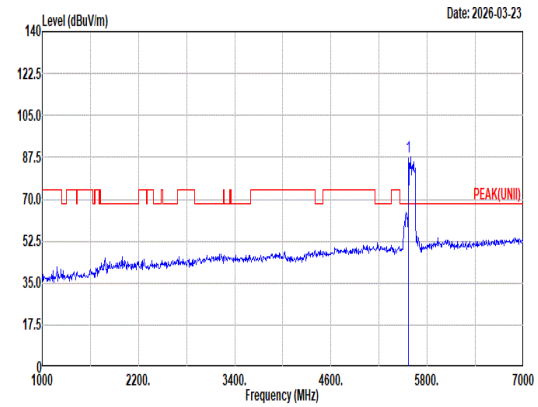 Site : 03CH11-HY Condition: PEAK(UNII) 3m 9120D_01620_250915 VERTICAL : RBW:1000.000kHz VBW:3000.000kHz SWT:Auto Freq Level Limit Line Margin Read Level Ant Factor Cable Loss Preamp Factor Aux Factor APos TPos Remark MHz dBuV/m dBuV/m dB dBuV dB/m dB dB dB cm deg 1 5570.00 87.67 ------ ------ 77.36 32.72 10.35 32.76 0.00 100 168 Peak
Avg	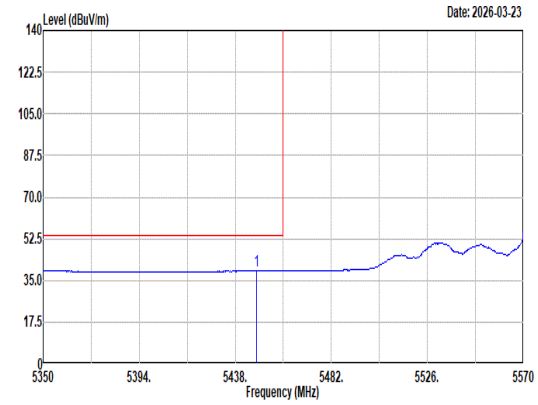 Site : 03CH11-HY Condition: AVG_BE(UNII)_B3 3m 9120D_01620_250915 VERTICAL : RBW:1000.000kHz VBW:0.010kHz SWT:Auto Freq Level Limit Line Margin Read Level Ant Factor Cable Loss Preamp Factor Aux Factor APos TPos Remark MHz dBuV/m dBuV/m dB dBuV dB/m dB dB dB cm deg 1 5447.90 39.06 54.00 -14.94 28.99 32.80 10.01 32.74 0.00 100 168 Average	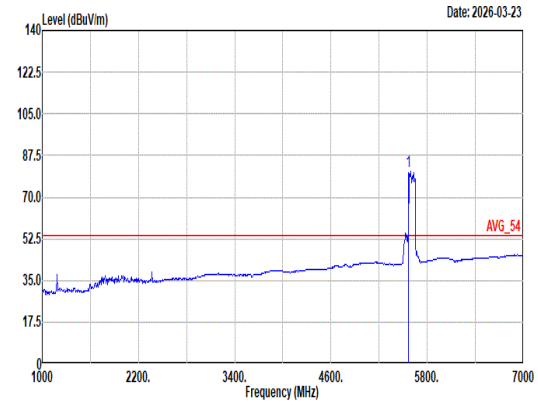 Site : 03CH11-HY Condition: AVG_54 3m 9120D_01620_250915 VERTICAL : RBW:1000.000kHz VBW:0.010kHz SWT:Auto Freq Level Limit Line Margin Read Level Ant Factor Cable Loss Preamp Factor Aux Factor APos TPos Remark MHz dBuV/m dBuV/m dB dBuV dB/m dB dB dB cm deg 1 5570.00 80.81 ------ ------ 70.50 32.72 10.35 32.76 0.00 100 168 Average

Mode	98	
	Band Edge - R	
	U-NII-2C_5.47-5.725_802.11be EHT160_CH114_Partial RU 996/68_5570MHz	
ANT	5+8	
Pol.	Vertical	Fundamental
Peak	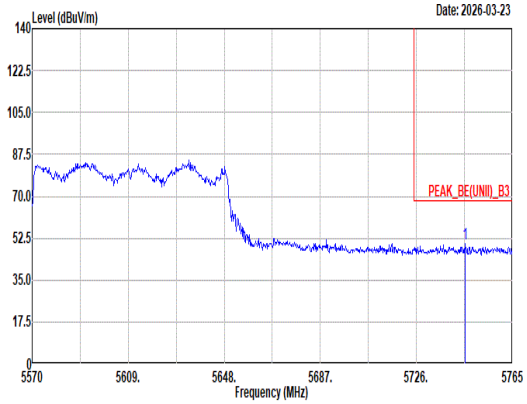 Site : 03CH11-HY Condition: PEAK_BE(UNII)_B3 3m 9120D_01620_250915 VERTICAL : RBW:1000.000kHz VBW:3000.000kHz SWT:Auto Freq Level Limit Line Margin Read Level Ant Factor Cable Loss Preamp Factor Aux Factor APos TPos Remark MHz dBuV/m dBuV/m dB dBuV dB/m dB dB dB cm deg 1 5745.70 50.04 68.20 -18.16 38.79 33.58 10.49 32.82 0.00 100 168 Peak	Blank

Mode	99	
	Band Edge - L	
	U-NII-1_5.15-5.25_802.11be EHT160_CH114_ Puncture 40/192_5570MHz	
ANT	5+8	
Pol.	Horizontal	Fundamental
Peak	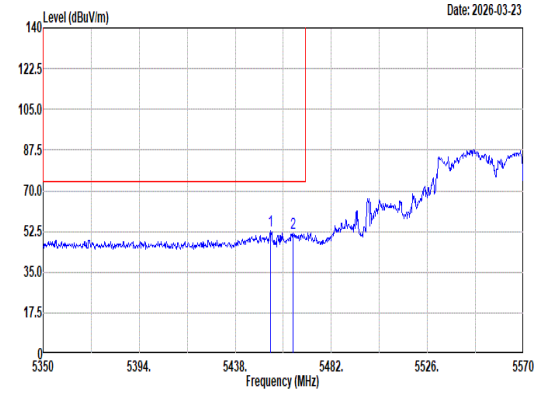 Site : 03CH11-HY Condition: PEAK_BE_74 3m 9120D_01620_250915 HORIZONTAL : RBW:1000.000kHz VBW:3000.000kHz SWT:Auto Freq Level Limit Line Margin Read Level Ant Factor Cable Loss Preamp Factor Aux Factor APos TPos Remark MHz dBuV/m dBuV/m dB dBuV dB/m dB dB dB cm deg 1 5454.06 52.59 74.00 -21.41 42.49 32.81 10.03 32.74 0.00 244 299 Peak 2 5464.62 51.83 74.00 -22.17 41.69 32.83 10.05 32.74 0.00 244 299 Peak	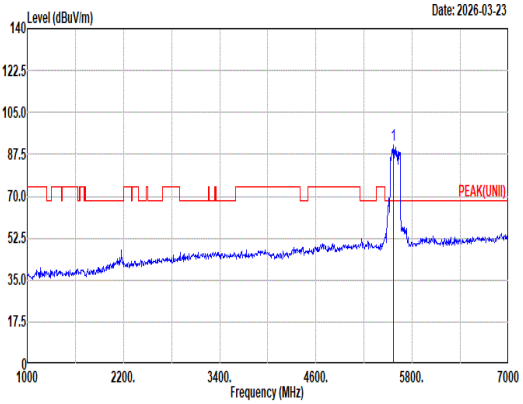 Site : 03CH11-HY Condition: PEAK(UNII) 3m 9120D_01620_250915 HORIZONTAL : RBW:1000.000kHz VBW:3000.000kHz SWT:Auto Freq Level Limit Line Margin Read Level Ant Factor Cable Loss Preamp Factor Aux Factor APos TPos Remark MHz dBuV/m dBuV/m dB dBuV dB/m dB dB dB cm deg 1 5570.00 91.16 ------ ------ 80.86 32.77 10.29 32.76 0.00 244 299 Peak
Avg	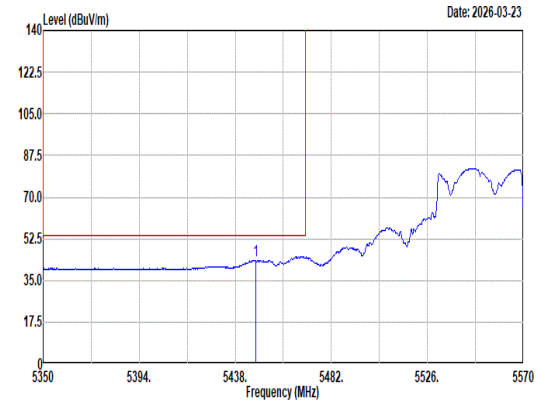 Site : 03CH11-HY Condition: AVG_BE_54 3m 9120D_01620_250915 HORIZONTAL : RBW:1000.000kHz VBW:1.000kHz SWT:Auto Freq Level Limit Line Margin Read Level Ant Factor Cable Loss Preamp Factor Aux Factor APos TPos Remark MHz dBuV/m dBuV/m dB dBuV dB/m dB dB dB cm deg 1 5447.24 43.53 54.00 -10.47 33.46 32.80 10.01 32.74 0.00 244 299 Average	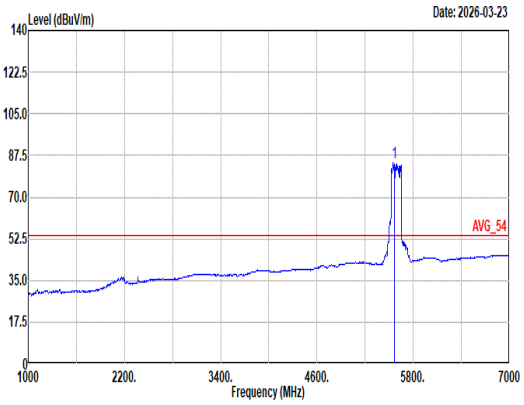 Site : 03CH11-HY Condition: AVG_54 3m 9120D_01620_250915 HORIZONTAL : RBW:1000.000kHz VBW:1.000kHz SWT:Auto Freq Level Limit Line Margin Read Level Ant Factor Cable Loss Preamp Factor Aux Factor APos TPos Remark MHz dBuV/m dBuV/m dB dBuV dB/m dB dB dB cm deg 1 5570.00 84.48 ------ ------ 74.18 32.80 10.25 32.75 0.00 244 299 Average

Mode	99	
	Band Edge - R	
	U-NII-1_5.15-5.25_802.11be EHT160_CH114_ Puncture 40/192_5570MHz	
ANT	5+8	
Pol.	Horizontal	Fundamental
Peak	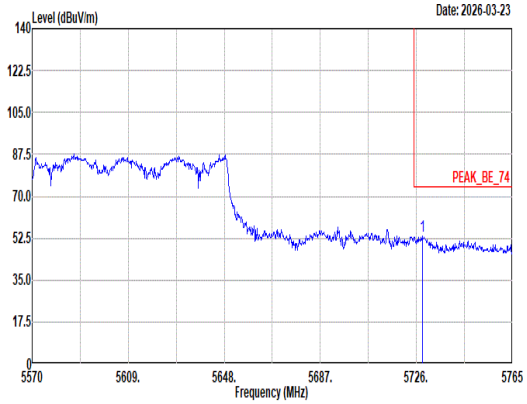 Site : 03CH11-HY Condition: PEAK_BE_74 3m 9120D_01620_250915 HORIZONTAL : RBW:1000.000kHz VBW:3000.000kHz SWT:Auto Freq Level Limit Line Margin Read Level Ant Factor Cable Loss Preamp Factor Aux Factor APos TPos Remark MHz dBuV/m dBuV/m dB dBuV dB/m dB dB dB cm deg 1 5728.34 53.56 74.00 -20.44 42.40 33.51 10.47 32.82 0.00 244 299 Peak	Blank

Mode	99	
	Band Edge - L	
	U-NII-1_5.15-5.25_802.11be EHT160_CH114_ Puncture 40/192_5570MHz	
ANT	5+8	
Pol.	Vertical	Fundamental
Peak	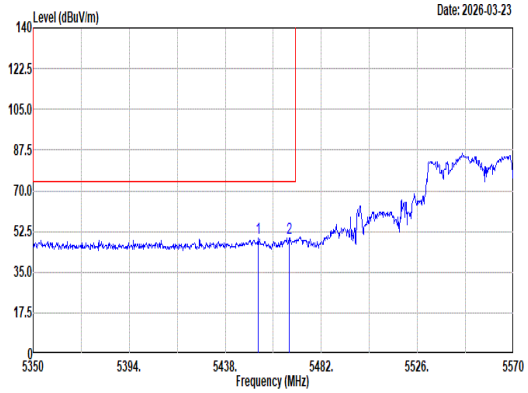 Site : 03CH11-HY Condition: PEAK_BE_74 3m 9120D_01620_250915 VERTICAL : RBW:1000.000kHz VBW:3000.000kHz SWT:Auto Freq Level Limit Line Margin Read Level Ant Factor Cable Loss Preamp Factor Aux Factor APos TPos Remark MHz dBuV/m dBuV/m dB dBuV dB/m dB dB dB cm deg 1 5453.18 49.57 74.00 -24.43 39.48 32.81 10.02 32.74 0.00 300 10 Peak 2 5467.26 49.77 74.00 -24.23 39.62 32.83 10.06 32.74 0.00 300 10 Peak	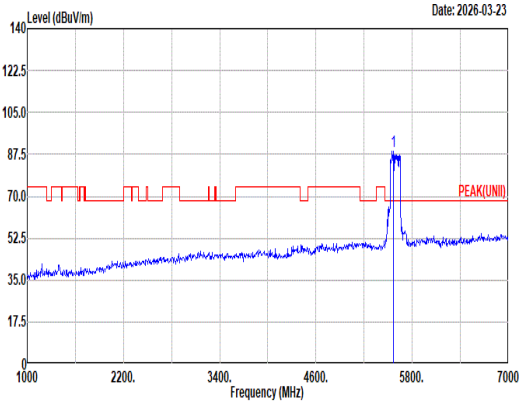 Site : 03CH11-HY Condition: PEAK(UNII) 3m 9120D_01620_250915 VERTICAL : RBW:1000.000kHz VBW:3000.000kHz SWT:Auto Freq Level Limit Line Margin Read Level Ant Factor Cable Loss Preamp Factor Aux Factor APos TPos Remark MHz dBuV/m dBuV/m dB dBuV dB/m dB dB dB cm deg 1 5570.00 88.85 ------ ------ 78.55 32.80 10.25 32.75 0.00 300 10 Peak
Avg	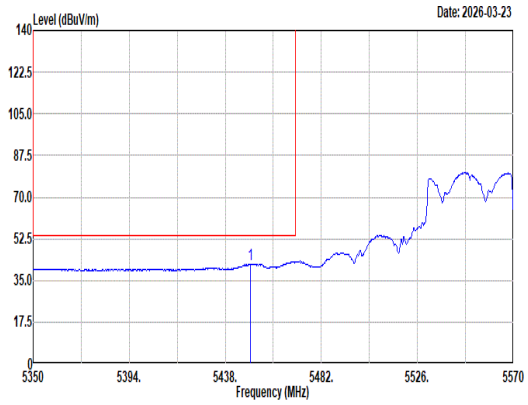 Site : 03CH11-HY Condition: AVG_BE_54 3m 9120D_01620_250915 VERTICAL : RBW:1000.000kHz VBW:1.000kHz SWT:Auto Freq Level Limit Line Margin Read Level Ant Factor Cable Loss Preamp Factor Aux Factor APos TPos Remark MHz dBuV/m dBuV/m dB dBuV dB/m dB dB dB cm deg 1 5449.66 41.79 54.00 -12.21 31.71 32.80 10.02 32.74 0.00 300 10 Average	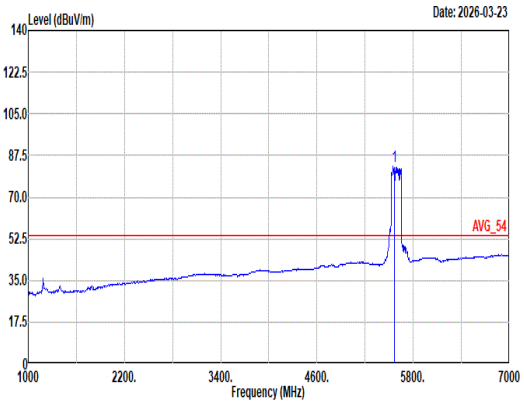 Site : 03CH11-HY Condition: AVG_54 3m 9120D_01620_250915 VERTICAL : RBW:1000.000kHz VBW:1.000kHz SWT:Auto Freq Level Limit Line Margin Read Level Ant Factor Cable Loss Preamp Factor Aux Factor APos TPos Remark MHz dBuV/m dBuV/m dB dBuV dB/m dB dB dB cm deg 1 5570.00 82.68 ------ ------ 72.38 32.80 10.25 32.75 0.00 300 10 Average

Mode	99	
	Band Edge - R	
	U-NII-1_5.15-5.25_802.11be EHT160_CH114_Puncture 40/192_5570MHz	
ANT	5+8	
Pol.	Vertical	Fundamental
Peak	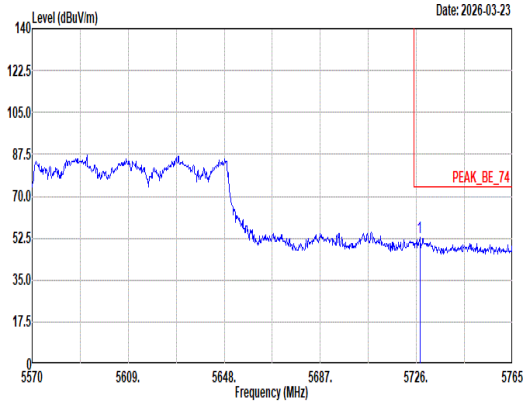 Site : 03CH11-HY Condition: PEAK_BE_74 3m 9120D_01620_250915 VERTICAL : RBW:1000.000kHz VBW:3000.000kHz SWT:Auto Limit Read Ant Cable Preamp Aux APos TPos Freq Level Line Margin Level Factor Loss Factor Factor Remark MHz dBuV/m dBuV/m dB dBuV dB/m dB dB dB cm deg 1 5727.37 53.04 74.00 -20.96 41.88 33.51 10.47 32.82 0.00 300 10 Peak	Blank

Appendix D. Duty Cycle Plots

<For Radiated Spurious Emission test>

Antenna	Band	Duty Cycle (%)	T(us)	1/T(kHz)	VBW Setting
5+8	802.11a	99.05	2095	0.48	10Hz
5+8	5GHz 802.11ac VHT20	99.58	5424	0.18	10Hz
5+8	5GHz 802.11ac VHT40	99.58	5424	0.18	10Hz
5+8	5GHz 802.11ac VHT80	99.72	5432	0.18	10Hz
5+8	5GHz 802.11ac VHT160	99.72	5424	0.18	10Hz
5+8	5GHz 802.11be EHT20 Full RU	99.73	5447	0.18	10Hz
5+8	5GHz 802.11be EHT20 26 RU	99.52	4761	0.21	10Hz
5+8	5GHz 802.11be EHT20 small RU 52T+26T	95.83	5050	0.20	300Hz
5+8	5GHz 802.11be EHT20 small RU 106T+26T	97.12	4814	0.21	300Hz
5+8	5GHz 802.11be EHT40 Full RU	99.73	5447	0.18	10Hz
5+8	5GHz 802.11be EHT40 242 RU	99.52	4761	0.21	10Hz
5+8	5GHz 802.11be EHT80 Full RU	99.60	5447	0.18	10Hz
5+8	5GHz 802.11be EHT80 484 RU	98.92	4769	0.21	10Hz
5+8	5GHz 802.11be EHT80 Puncture 20/8	97.24	1234	0.81	820Hz
5+8	5GHz 802.11be EHT160 Full RU	99.60	5447	0.18	10Hz
5+8	5GHz 802.11be EHT160 996 RU	98.01	906.2	1.10	10Hz
5+8	5GHz 802.11be EHT160 Puncture 40	97.96	1923	0.52	1kHz

MIMO<Ant. 5+8>

802.11a	5GHz 802.11ac VHT20
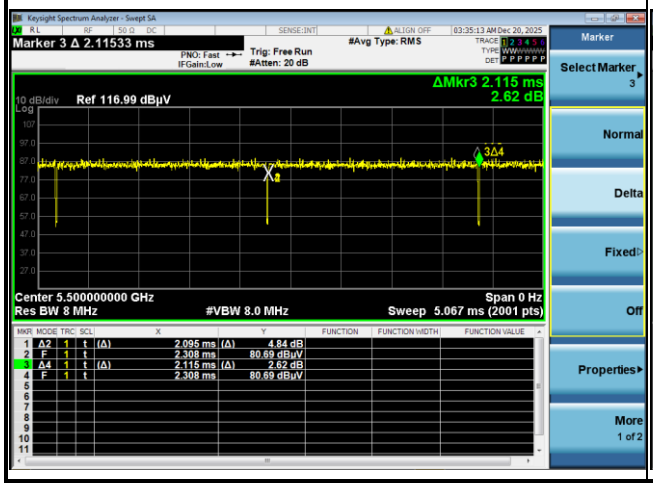	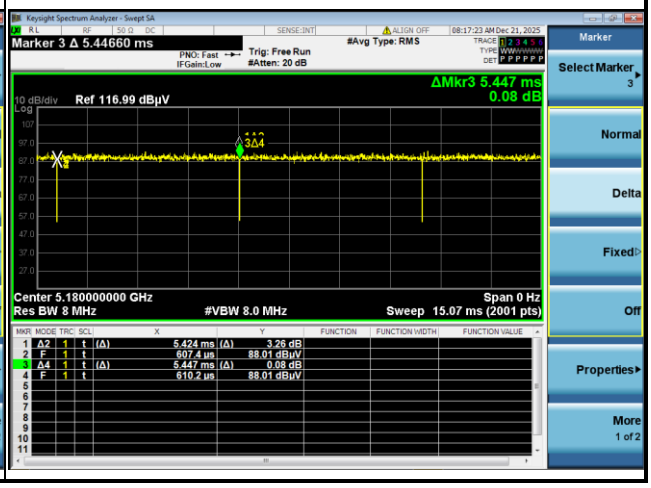

5GHz 802.11ac VHT40	5GHz 802.11ac VHT80
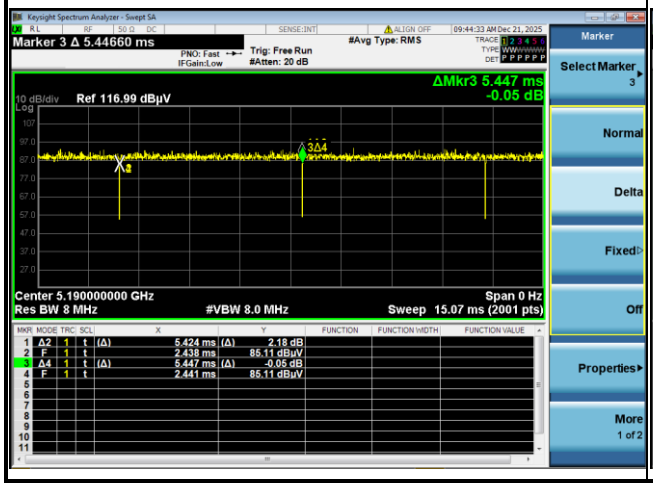	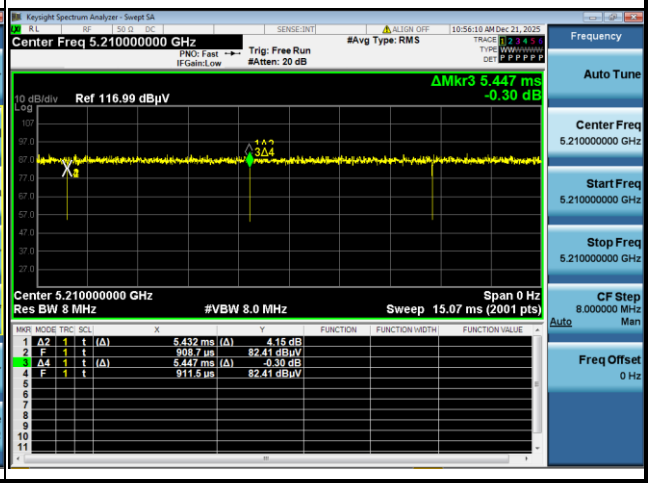

5GHz 802.11ac VHT160

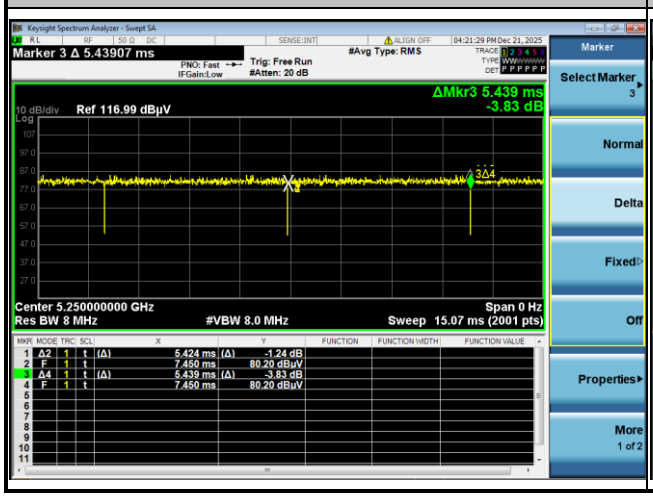

5GHz 802.11be EHT20 Full RU

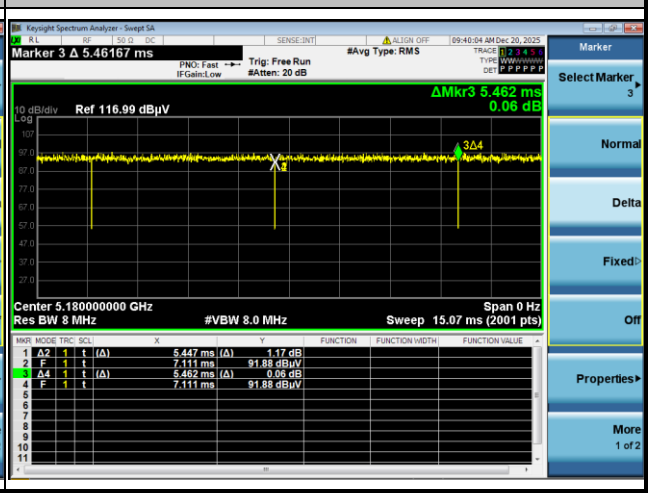

5GHz 802.11be EHT20 26 RU

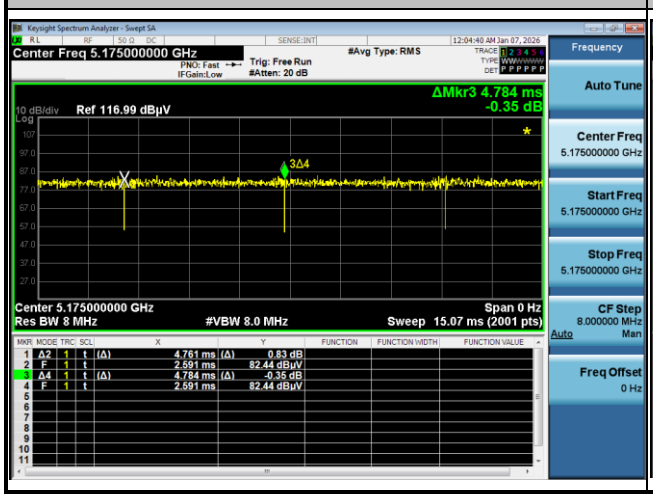

5GHz 802.11be EHT20 small RU 52T+26T

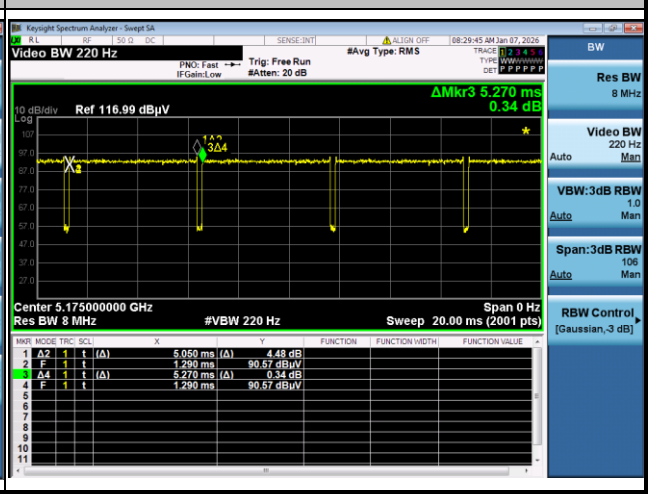

5GHz 802.11be EHT20 small RU 106T+26T

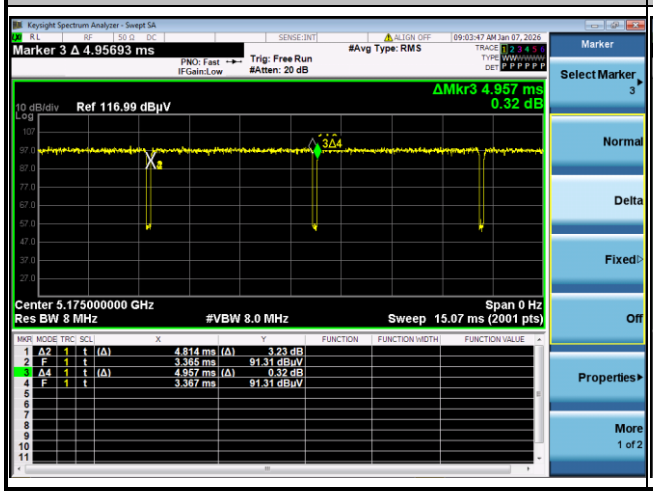

5GHz 802.11be EHT40 Full RU

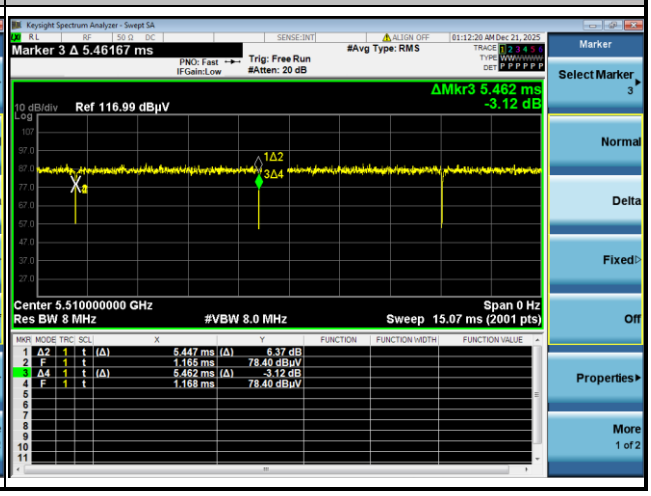

5GHz 802.11be EHT40 242 RU

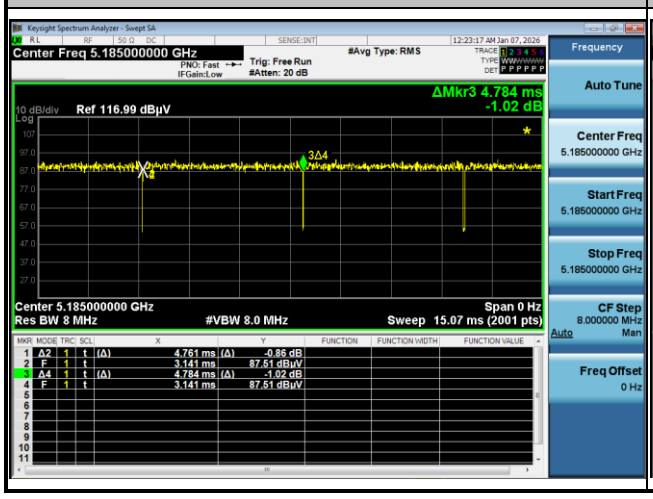

5GHz 802.11be EHT80 Full RU

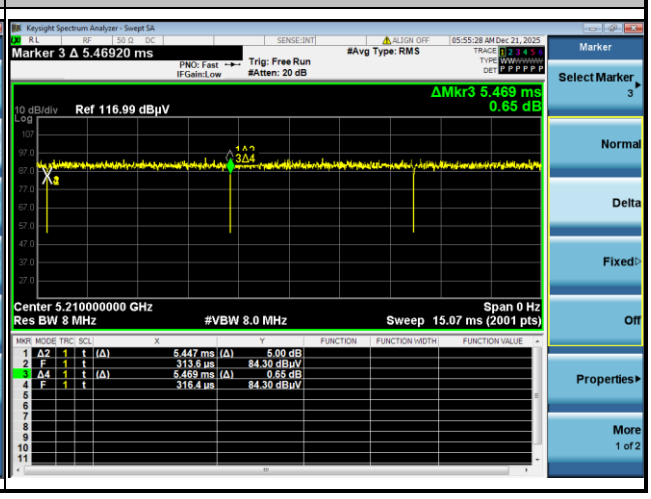

5GHz 802.11be EHT80 484 RU

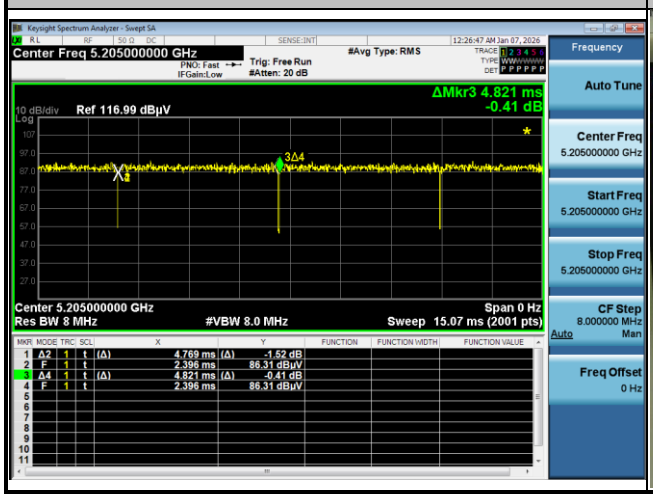

5GHz 802.11be EHT80 Puncture 20/8

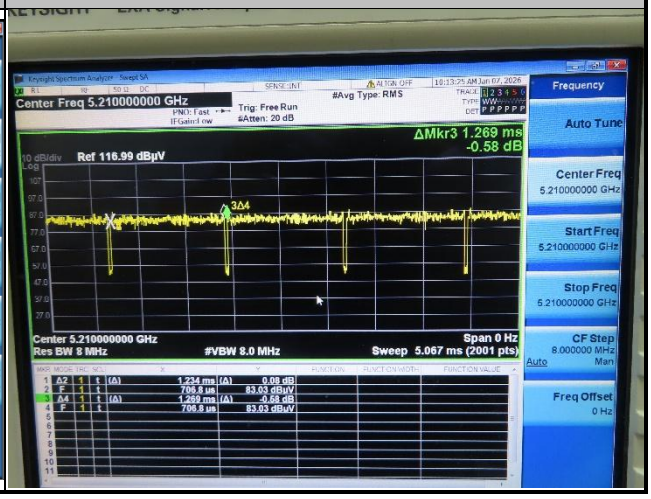

5GHz 802.11be EHT160 Full RU

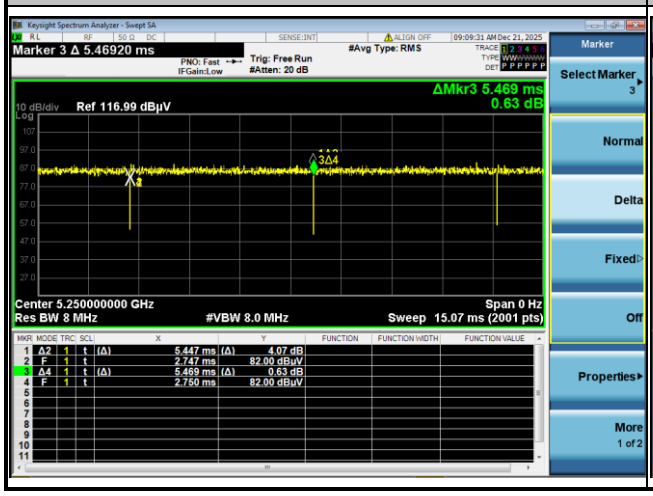

5GHz 802.11be EHT160 996 RU

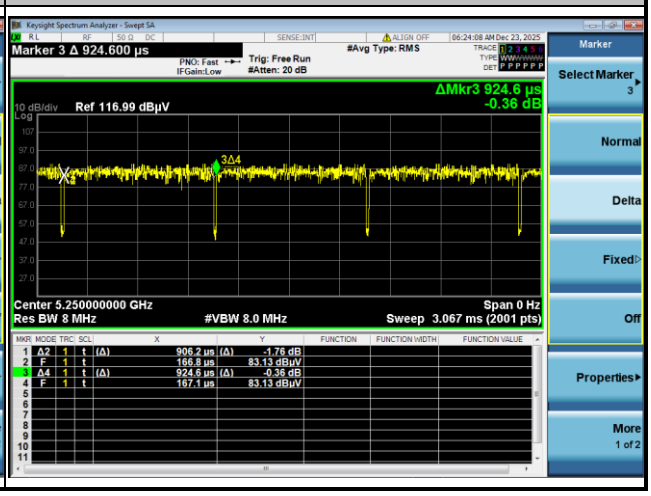

5GHz 802.11be EHT160 Puncture 40

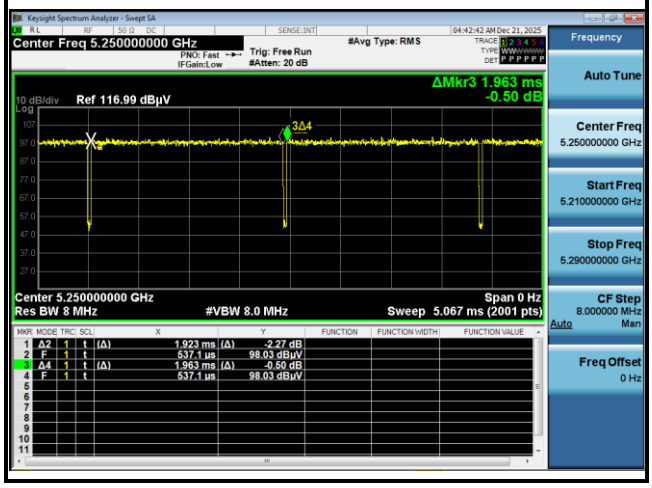

<For Conducted test>

Antenna	Band	Duty Cycle (%)	T(us)
5	802.11a	99.24	2097.00
8	802.11a	99.15	2096.00
5	802.11an HT20	100.00	-
8	802.11an HT20	100.00	-
5	802.11an HT40	100.00	-
8	802.11an HT40	100.00	-
5	802.11ac VHT20	99.63	5433.00
8	802.11ac VHT20	99.63	5434.00
5	802.11ac VHT40	99.63	5427.00
8	802.11ac VHT40	99.76	5434.00
5	802.11ac VHT80	99.63	5434.00
8	802.11ac VHT80	99.63	5427.00
5	802.11ac VHT160	99.63	5427.00
8	802.11ac VHT160	99.63	5434.00
5	802.11ax HE20	99.76	5454.00
8	802.11ax HE20	99.76	5460.00
5	802.11ax HE20 26 RU	95.96	5086.00
8	802.11ax HE20 26 RU	95.96	5086.00
5	802.11ax HE20 52 RU	95.97	5074.00
8	802.11ax HE20 52 RU	95.98	5080.00
5	802.11ax HE20 106 RU	96.50	4773.00
8	802.11ax HE20 106 RU	96.50	4774.00
5	802.11ax HE40	99.63	5453.00
8	802.11ax HE40	99.74	5453.00
5	802.11ax HE40 242 RU	94.74	2736.00
8	802.11ax HE40 242 RU	94.74	2736.00
5	802.11ax HE80	99.63	5453.00
8	802.11ax HE80	99.63	5453.00
5	802.11ax HE80 484 RU	94.61	1405.00

8	802.11ax HE80 484 RU	94.62	1406.00
5	802.11ax HE160	99.63	5454.00
8	802.11ax HE160	99.63	5453.00
5	802.11ax HE160 996 RU	94.65	1096.00
8	802.11ax HE160 996 RU	94.73	1097.00
5	802.11be EHT20 Full RU	99.76	5453.00
8	802.11be EHT20 Full RU	99.63	5447.00
5	802.11be EHT20 26 RU	96.22	5094.00
8	802.11be EHT20 26 RU	96.22	5093.00
5	802.11be EHT20 52 RU	95.97	5067.00
8	802.11be EHT20 52 RU	95.97	5074.00
5	802.11be EHT20 106 RU	96.48	4766.00
8	802.11be EHT20 106RU	96.50	4773.00
5	802.11be EHT20 52+26 RU	95.47	5060.00
8	802.11be EHT20 52+26 RU	95.97	5067.00
5	802.11be EHT20 106+26 RU	97.04	4813.00
8	802.11be EHT20 106+26 RU	97.17	4813.00
5	802.11be EHT40 Full RU	99.76	5454.00
8	802.11be EHT40 Full RU	99.63	5446.00
5	802.11be EHT40 242 RU	94.74	2736.00
8	802.11be EHT40 242 RU	94.74	2736.00
5	802.11be EHT80 Full RU	99.74	5453.00
8	802.11be EHT80 Full RU	99.76	5453.00
5	802.11be EHT80 484 RU	94.55	1405.00
8	802.11be EHT80 484 RU	94.61	1405.00
5	802.11be EHT80 Puncture 20	99.74	5446.00
8	802.11be EHT80 Puncture 20	99.63	5447.00
5	802.11be EHT160 Full RU	99.63	5447.00

8	802.11be EHT160 Full RU	99.63	5446.00
5	802.11be EHT160 996 RU	94.59	910.00
8	802.11be EHT160 996 RU	94.48	908.00
5	802.11be EHT160 Puncture 40	99.76	5447.00
8	802.11be EHT160 Puncture 40	99.39	5446.67

<Ant. 5>

802.11a

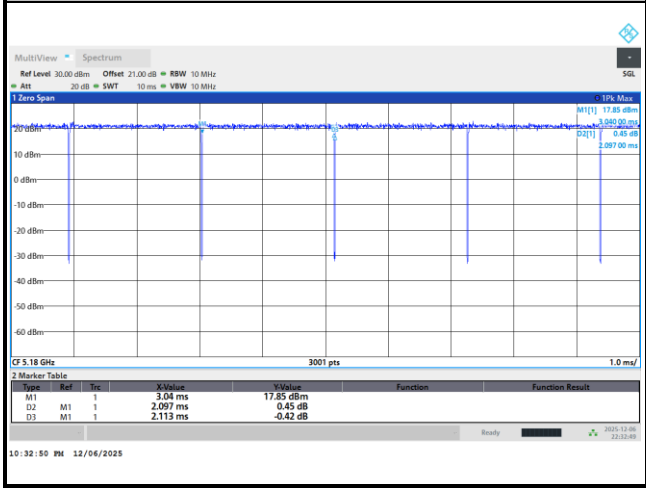

<Ant. 6>

802.11a

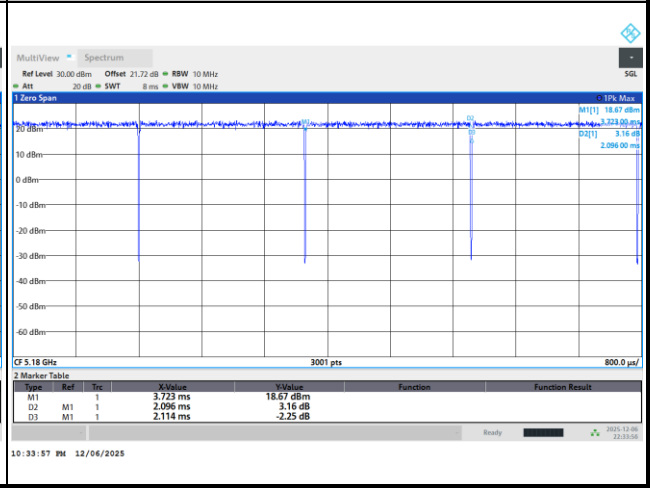

802.11an HT20

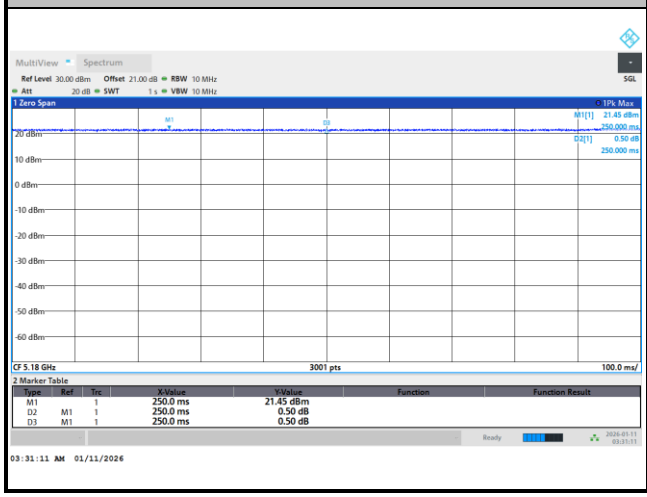

802.11an HT20

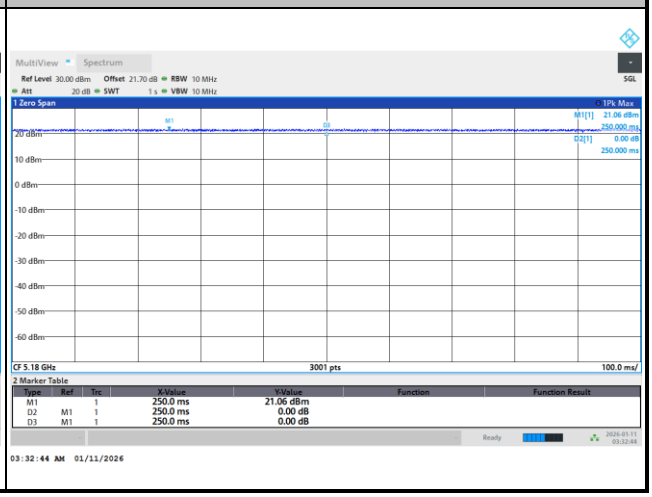

802.11an HT40

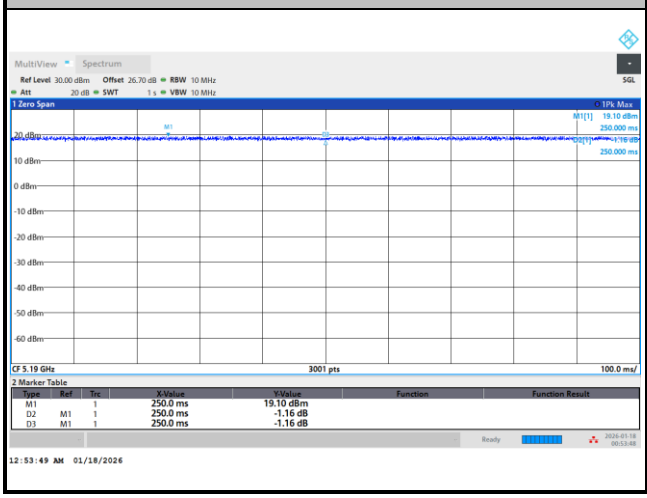

802.11an HT40

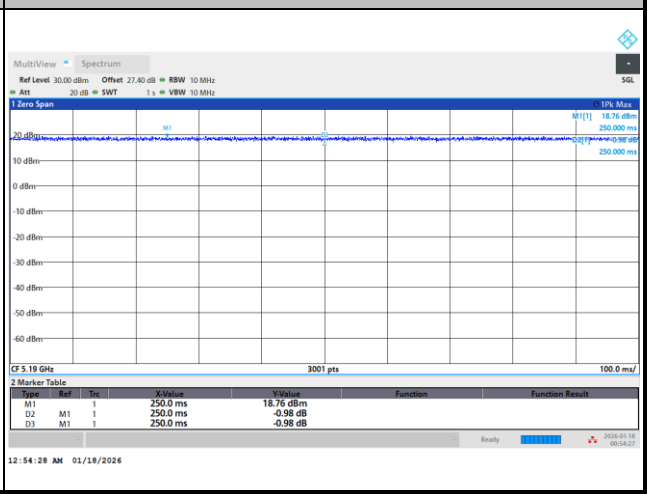

<Ant. 5>

802.11ac VHT20

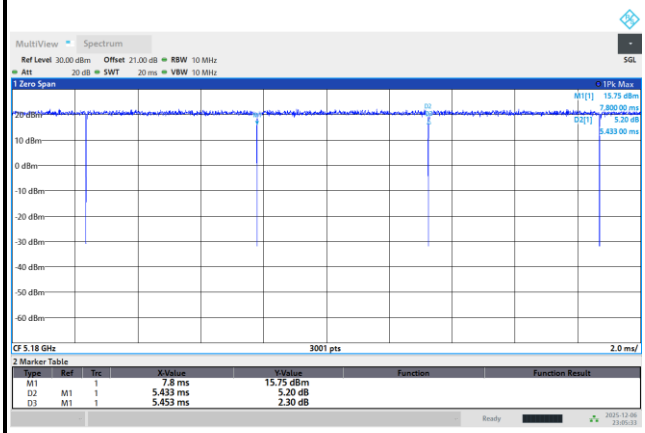

<Ant. 6>

802.11ac VHT20

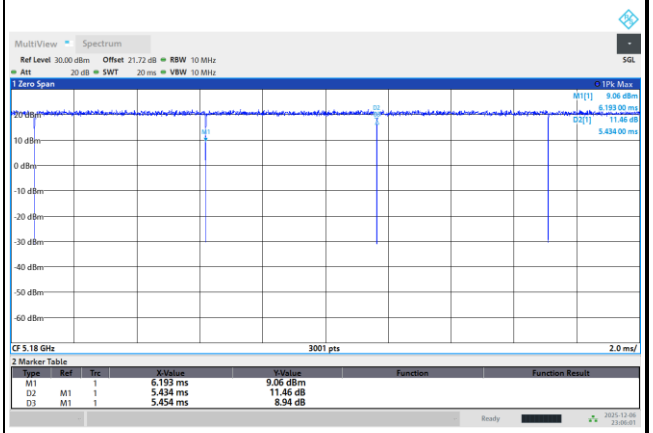

802.11ac VHT40

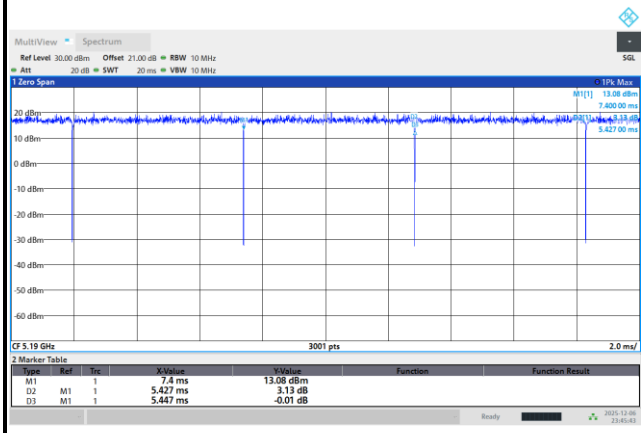

802.11ac VHT40

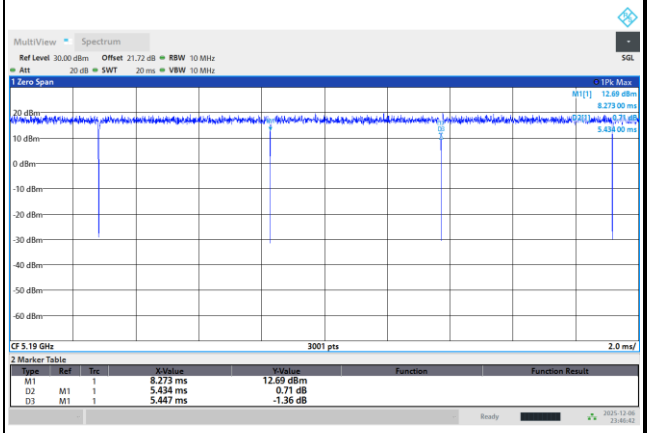

802.11ac VHT80

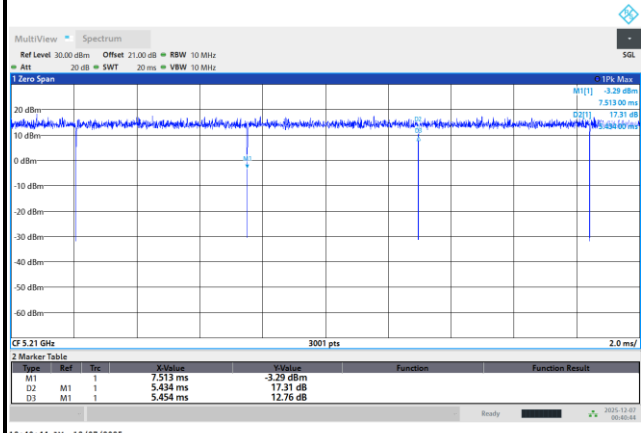

802.11ac VHT80

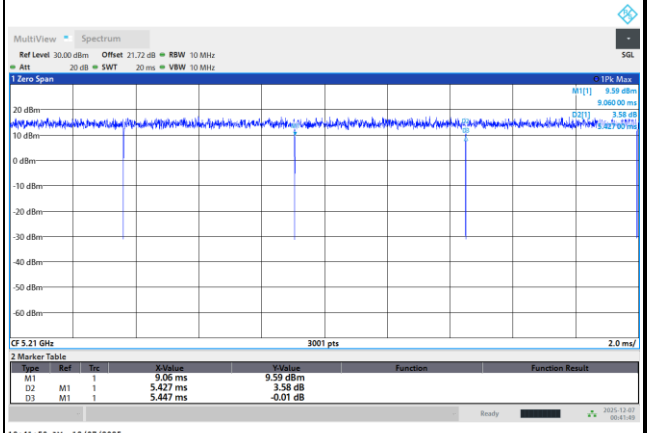

<Ant. 5>

802.11ac VHT160

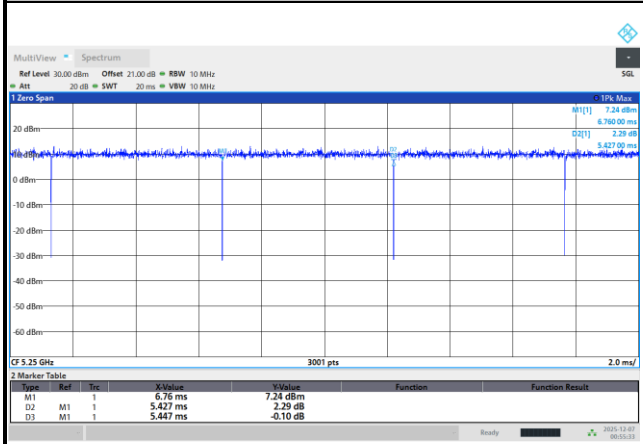

<Ant. 6>

802.11ac VHT160

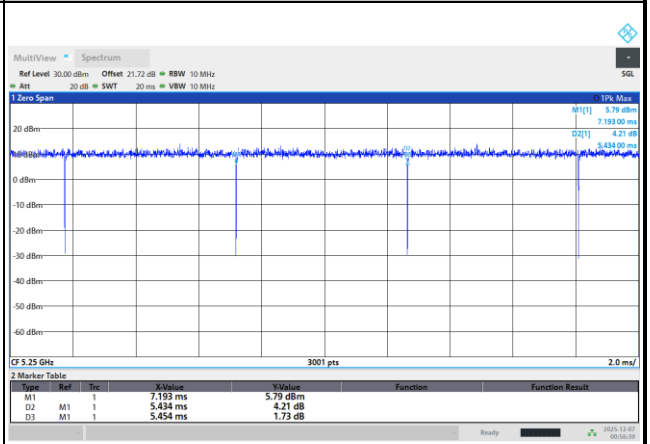

802.11ax HE20 Full RU

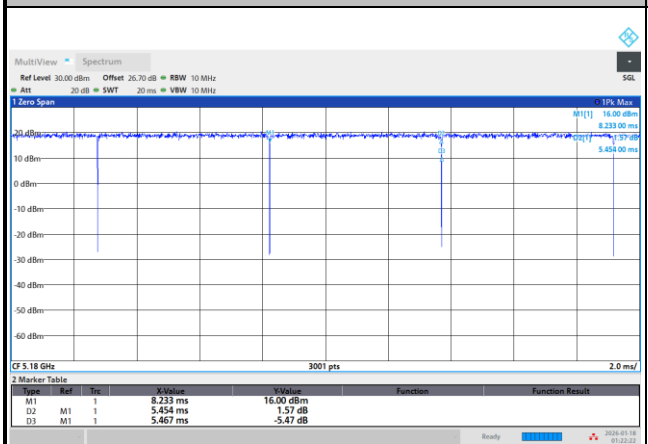

802.11ax HE20 Full RU

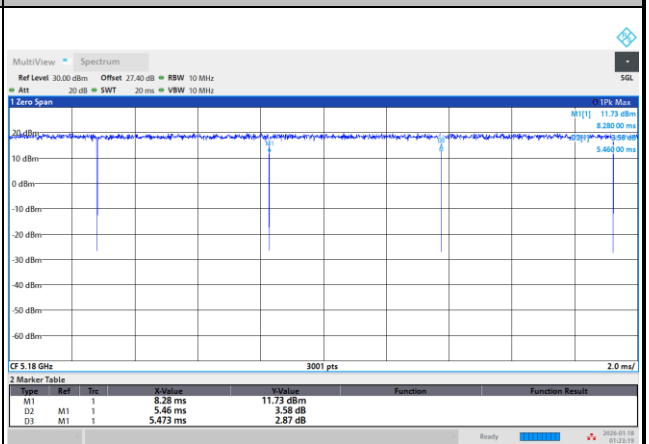

802.11ax HE20 26 RU

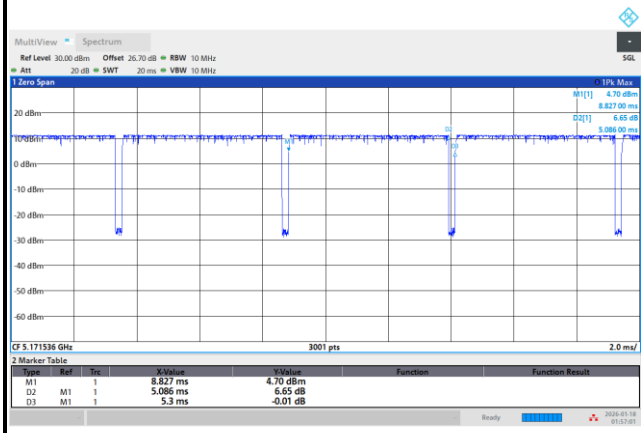

802.11ax HE20 26 RU

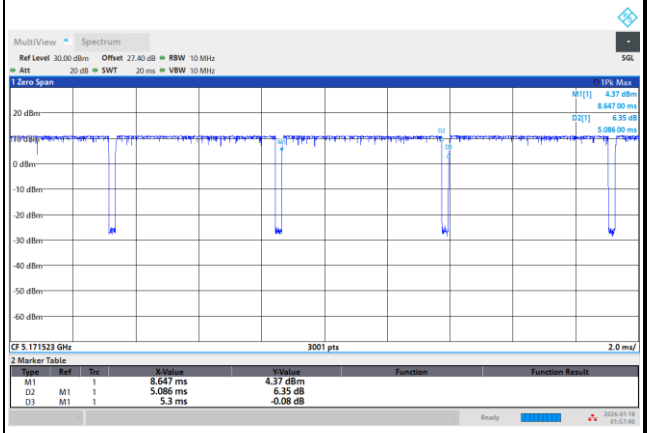

<Ant. 5>

802.11ax HE20 52 RU

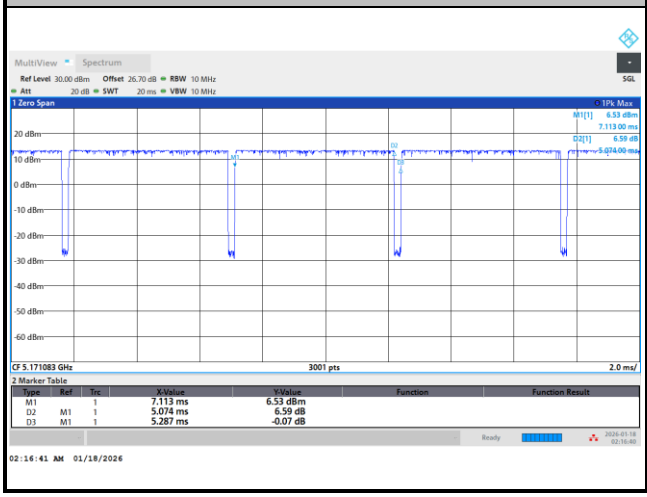

<Ant. 6>

802.11ax HE20 52 RU

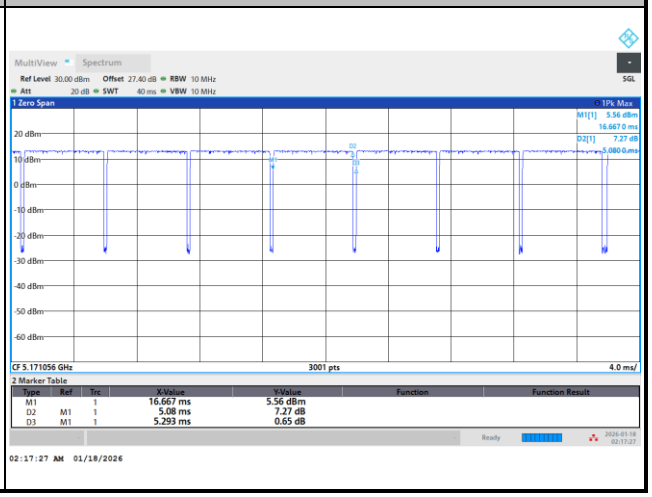

802.11ax HE20 106 RU

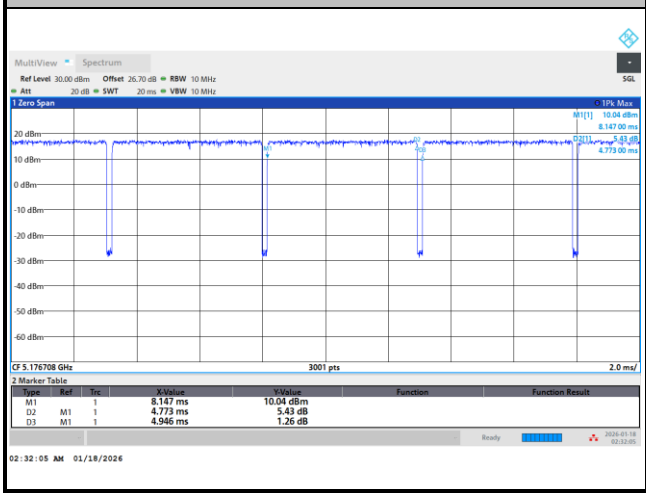

802.11ax HE20 106 RU

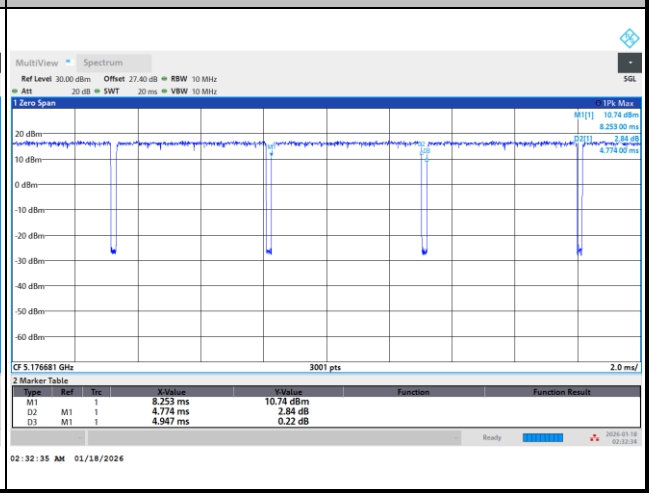

802.11ax HE40 Full RU

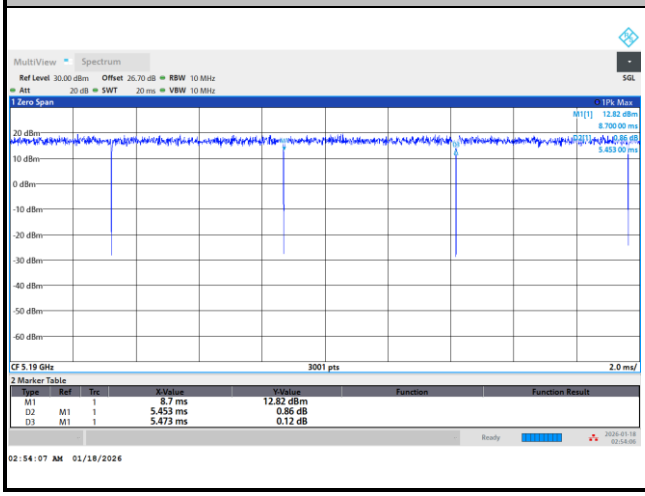

802.11ax HE40 Full RU

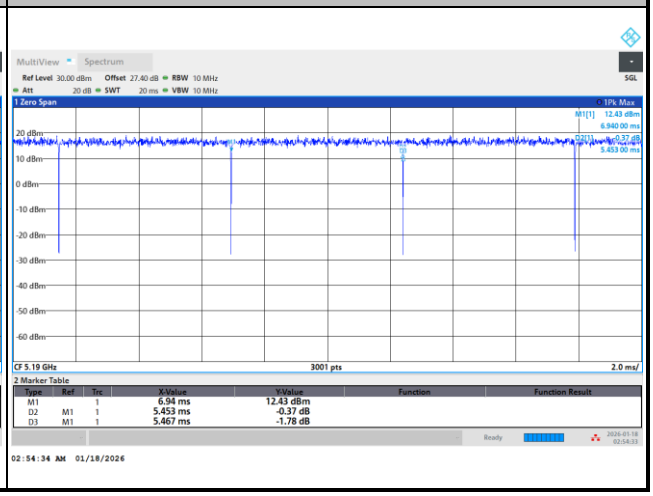

<Ant. 5>

802.11ax HE40 242 RU

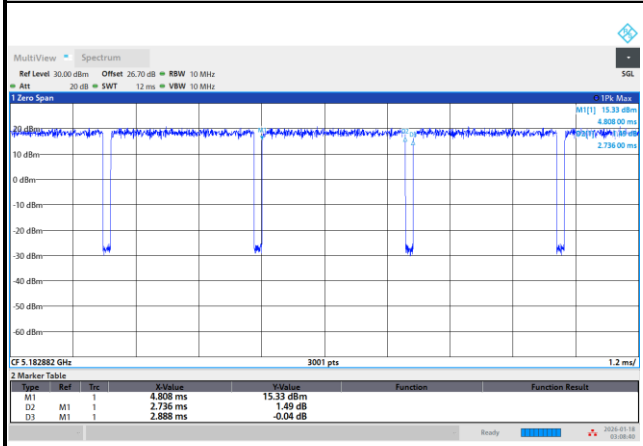

<Ant. 6>

802.11ax HE40 242 RU

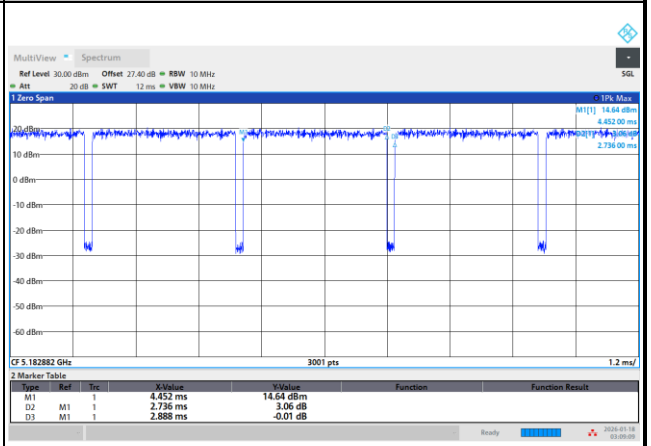

802.11ax HE80 Full RU

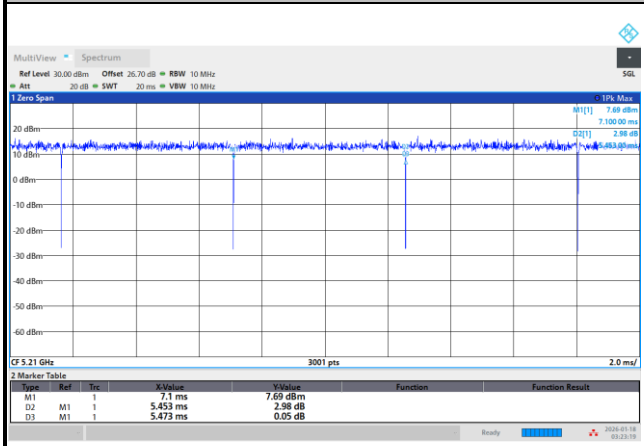

802.11ax HE80 Full RU

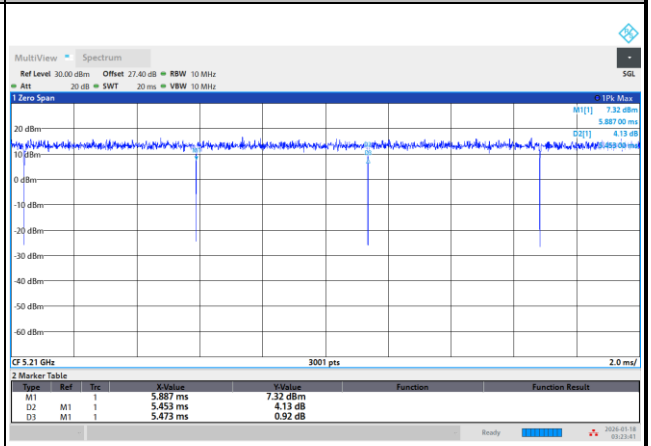

802.11ax HE80 484 RU

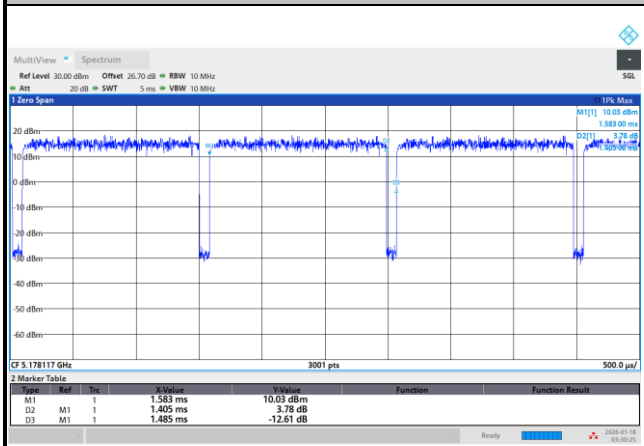

802.11ax HE80 484 RU

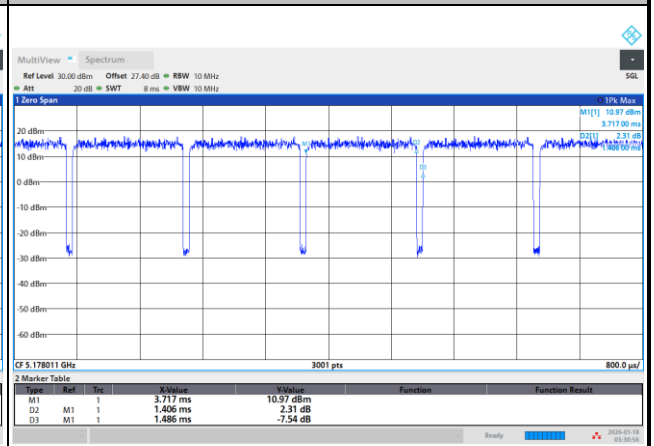

<Ant. 5>

802.11ax HE160 Full RU

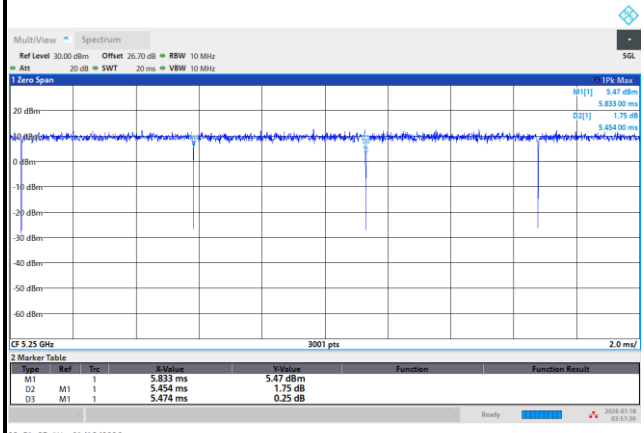

802.11ax HE160 996 RU

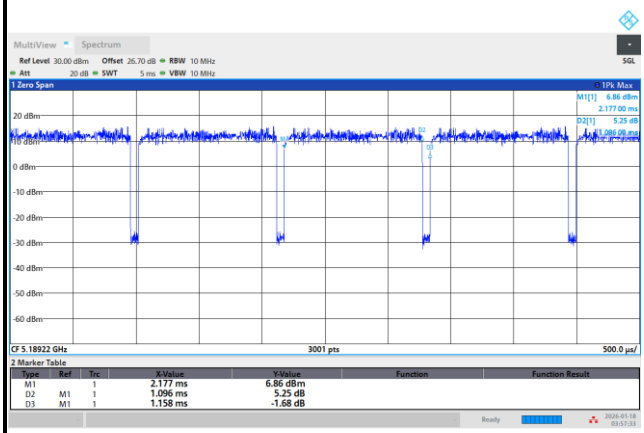

<Ant. 6>

802.11ax HE160 Full RU

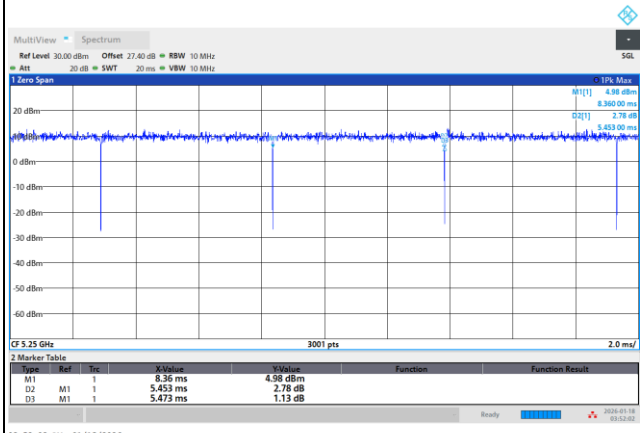

802.11ax HE160 996 RU

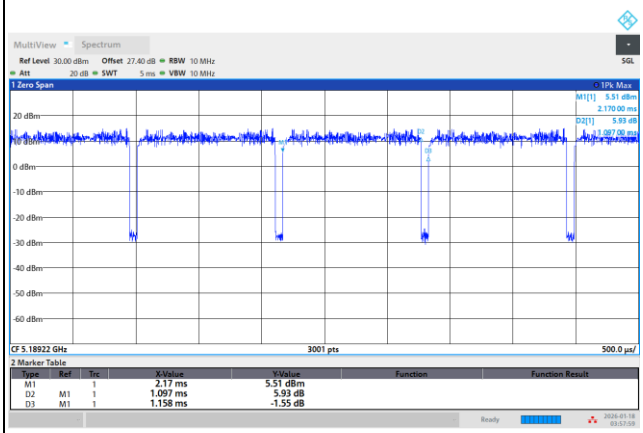

802.11be EHT20 Full RU

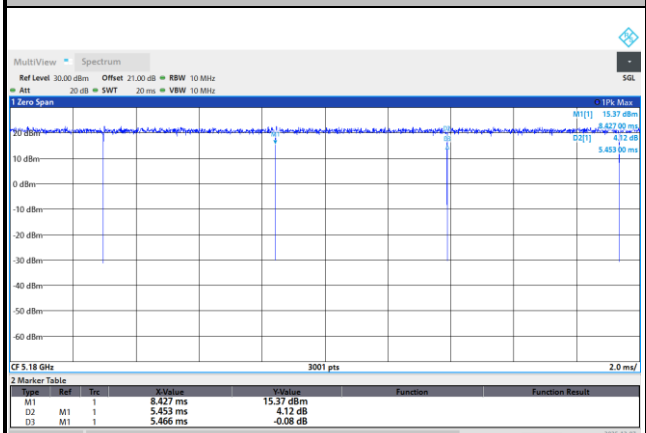

802.11be EHT20 Full RU

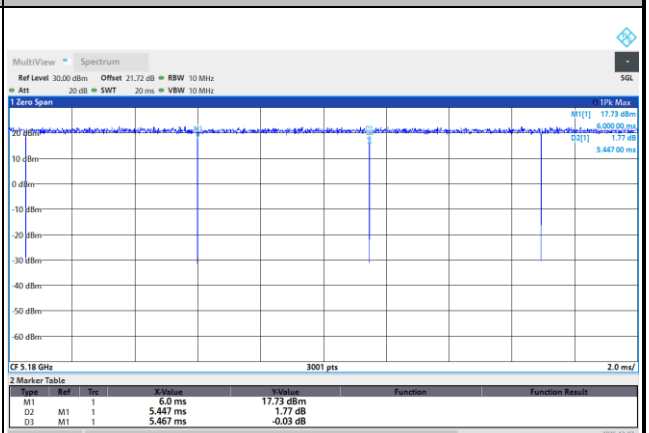

<Ant. 5>

802.11be EHT20 26 RU

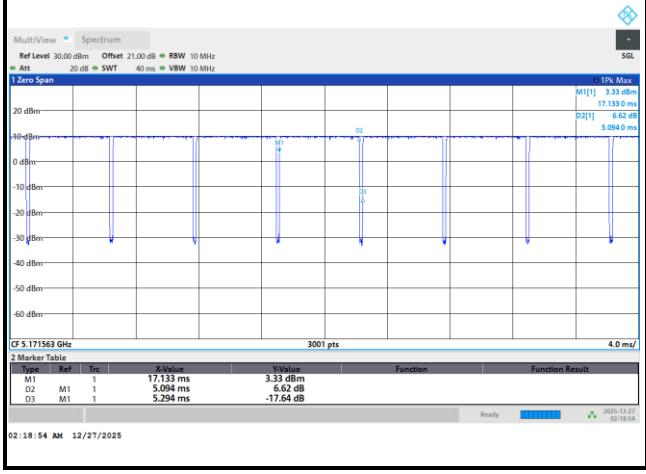

<Ant. 6>

802.11be EHT20 26 RU

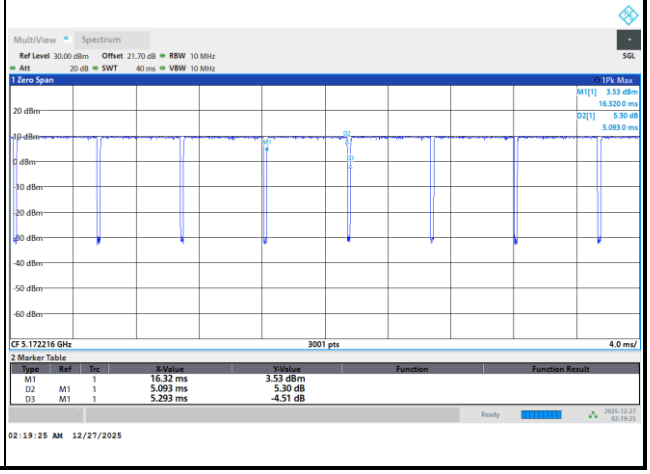

802.11be EHT20 52 RU

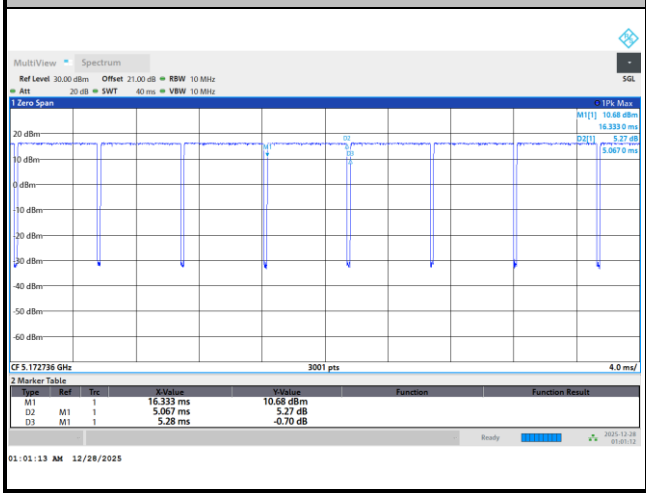

802.11be EHT20 52 RU

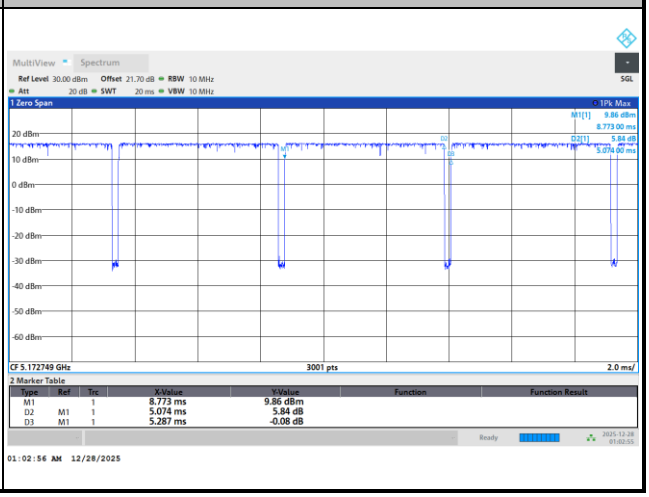

802.11be EHT20 106 RU

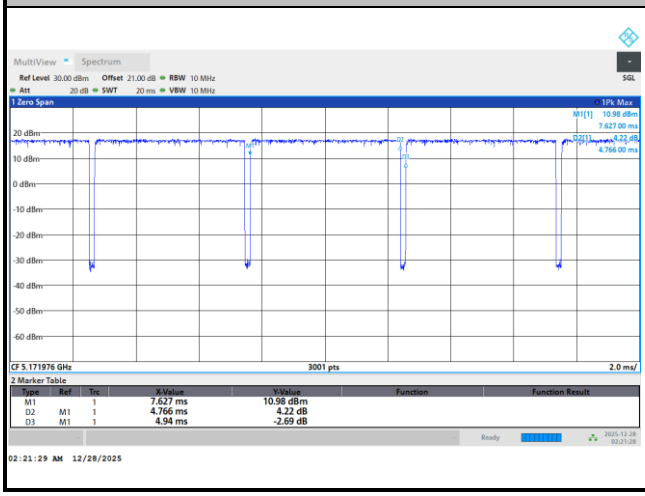

802.11be EHT20 106 RU

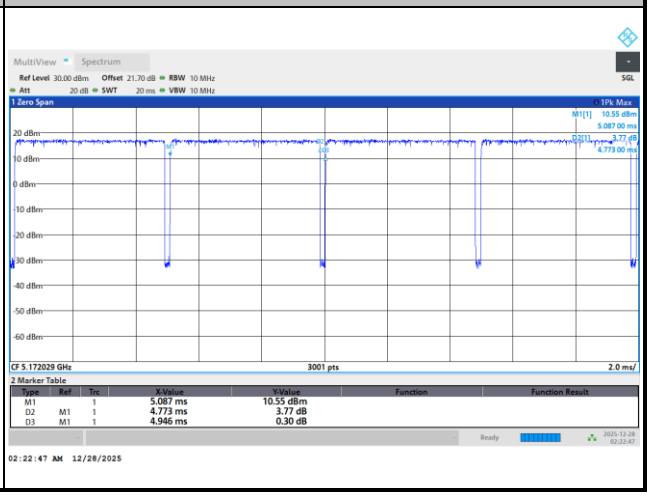

<Ant. 5>

802.11be EHT20 52+26RU

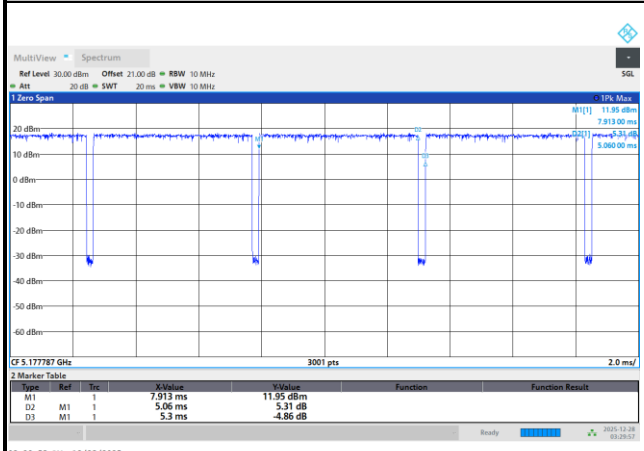

<Ant. 6>

802.11be EHT20 52+26RU

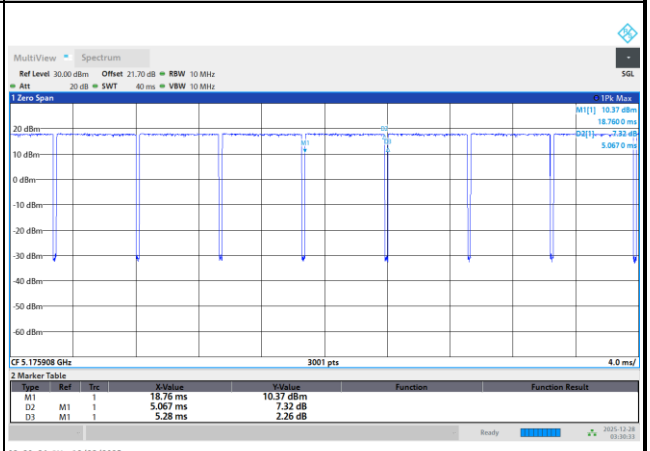

802.11be EHT20 106+26RU

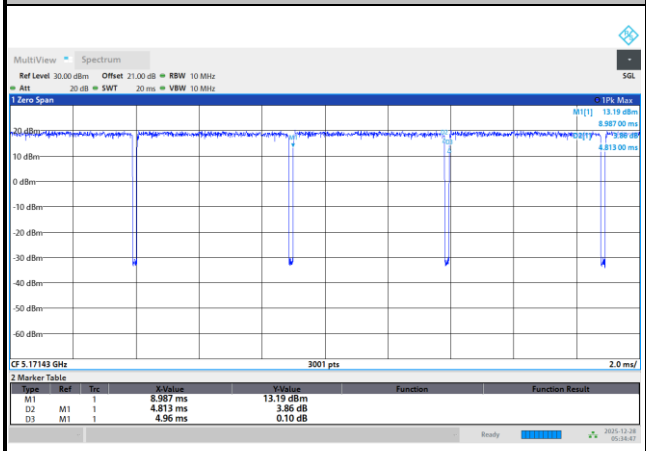

802.11be EHT20 106+26RU

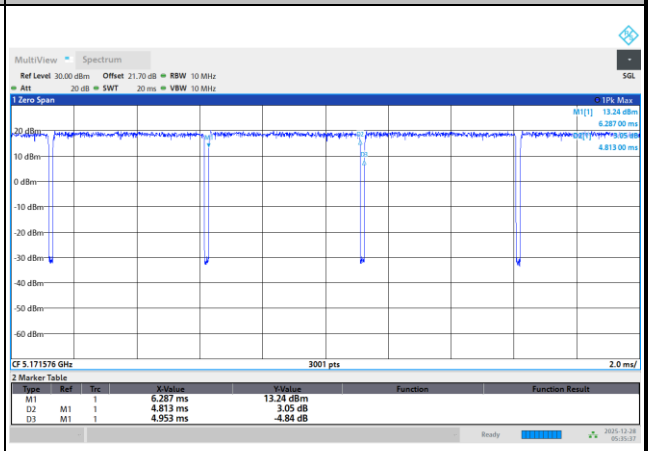

802.11be EHT40 Full RU

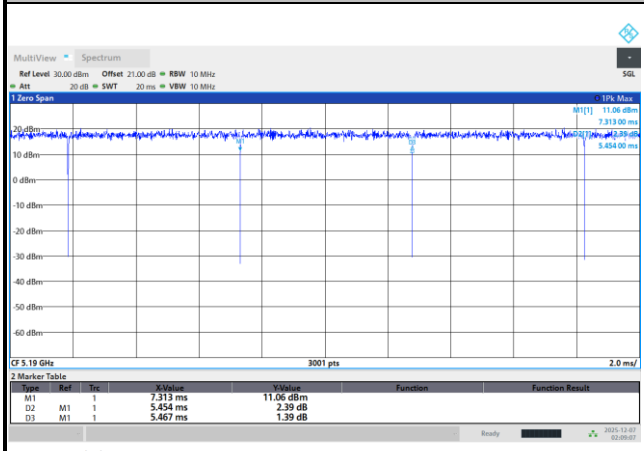

802.11be EHT40 Full RU

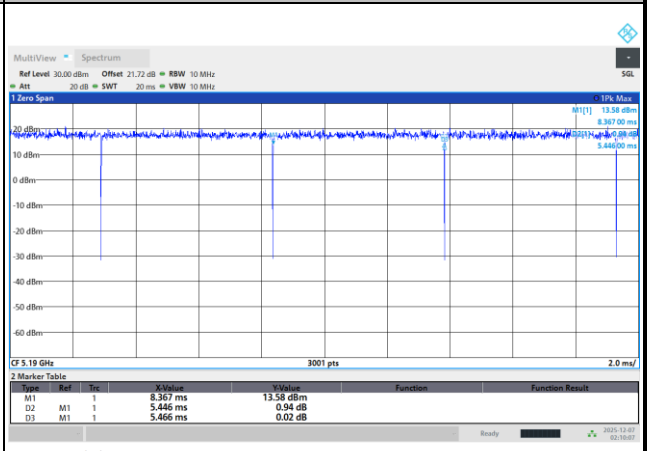

<Ant. 5>

802.11be EHT40 242 RU

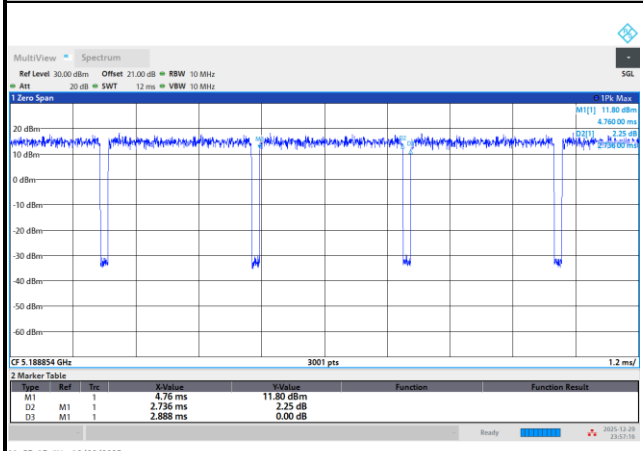

<Ant. 6>

802.11be EHT40 242 RU

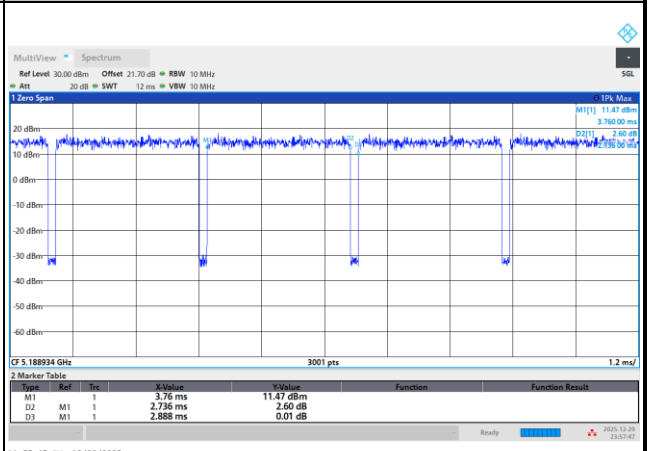

802.11be EHT80 Full RU

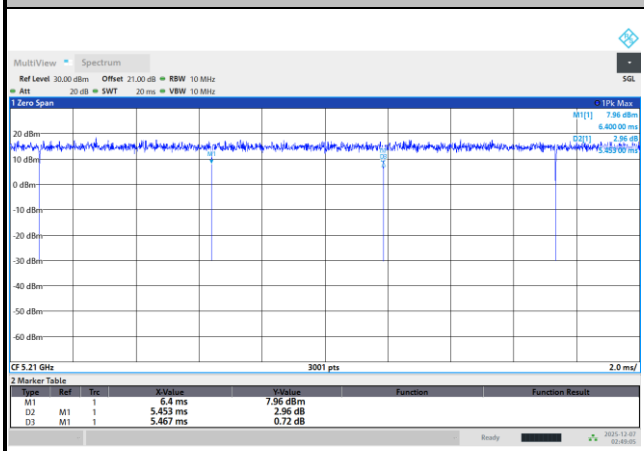

802.11be EHT80 Full RU

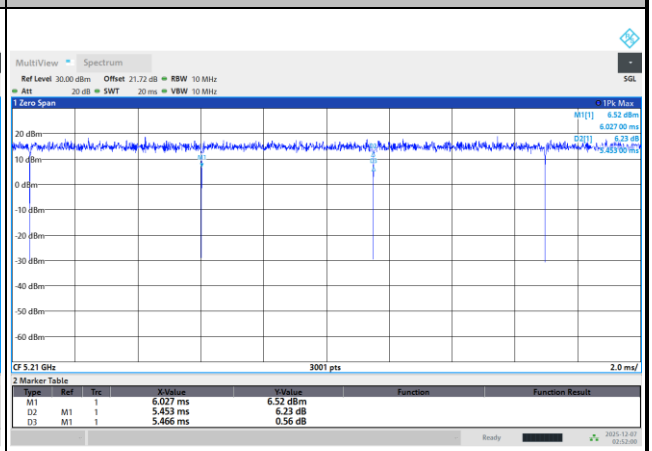

802.11be EHT80 484 RU

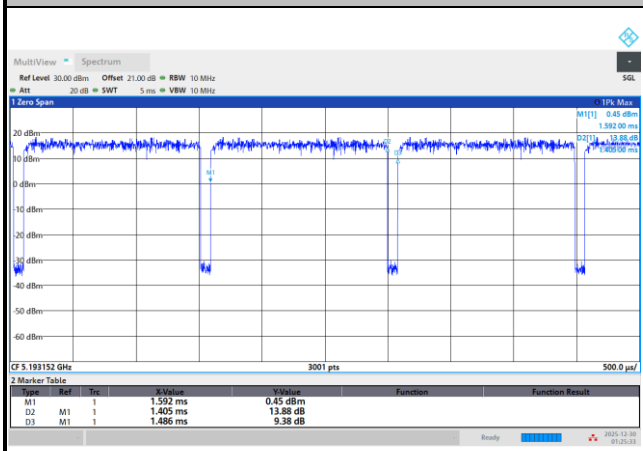

802.11be EHT80 484 RU

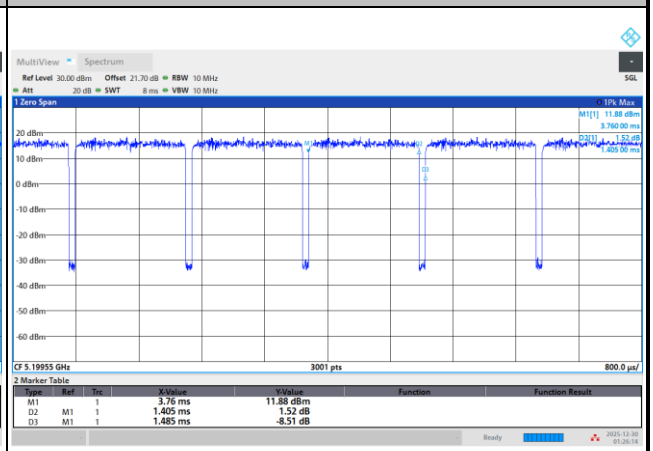

<Ant. 5>

802.11be EHT80 Puncture 20

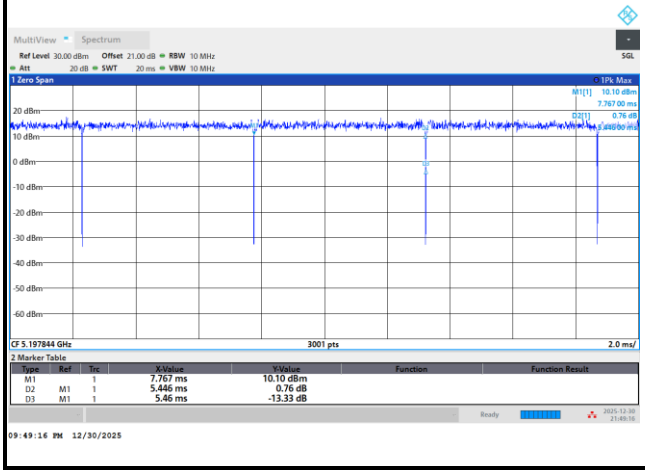

<Ant. 6>

802.11be EHT80 Puncture 20

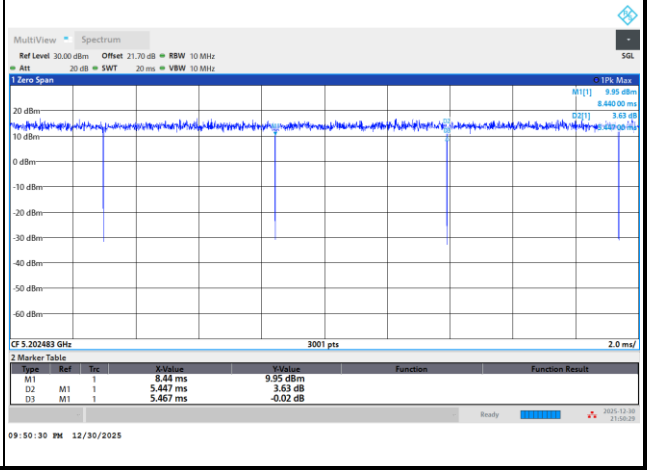

802.11be EHT160 Full RU

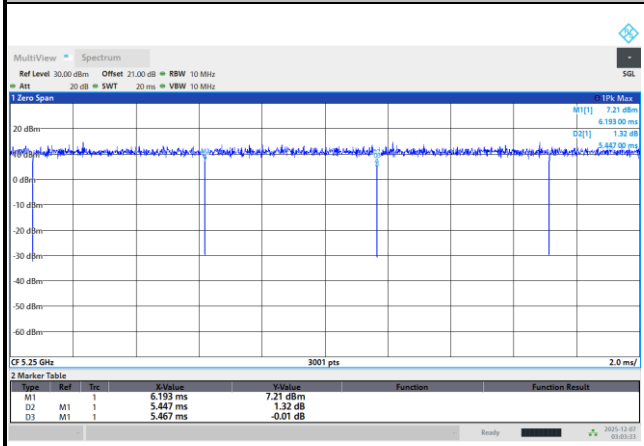

802.11be EHT160 Full RU

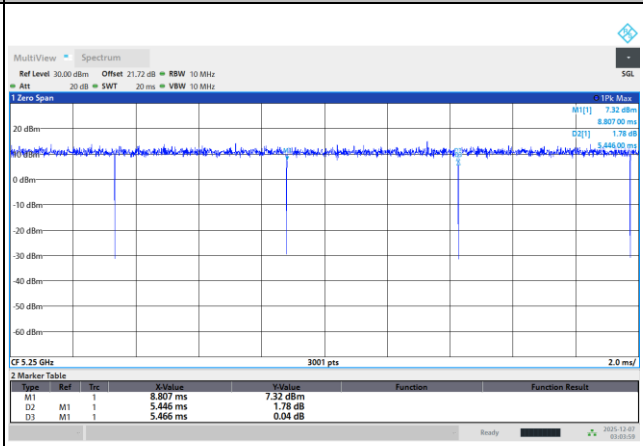

802.11be EHT160 996 RU

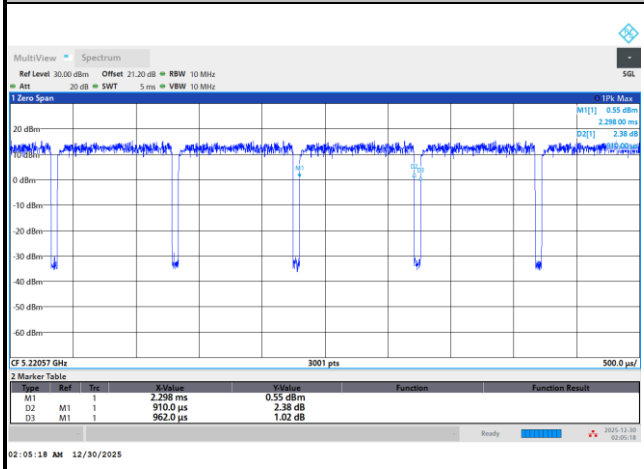

802.11be EHT160 996 RU

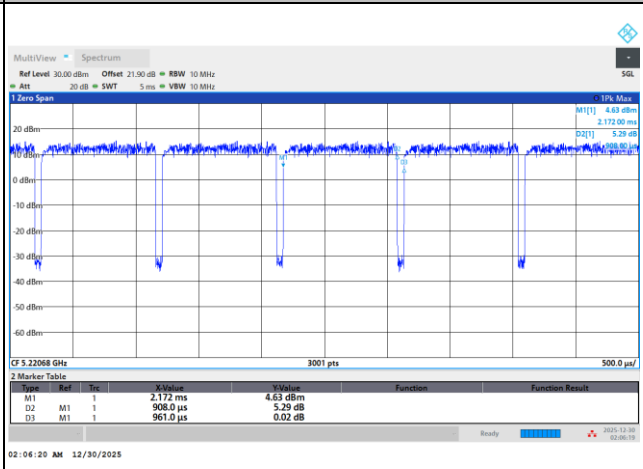

<Ant. 5>

802.11be EHT160 Puncture 40

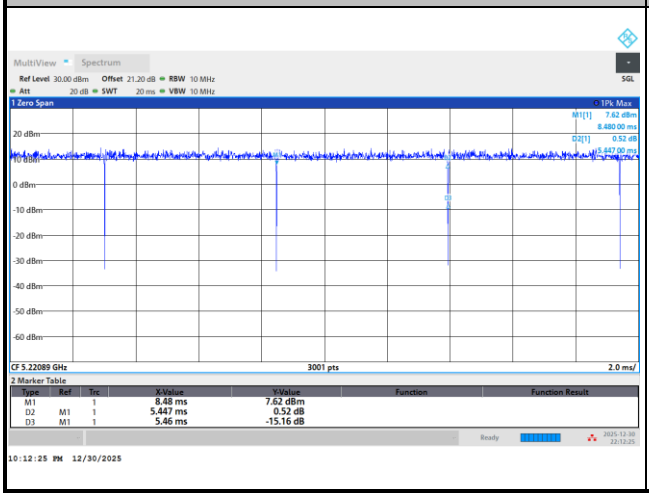

<Ant. 6>

802.11be EHT160 Puncture 40

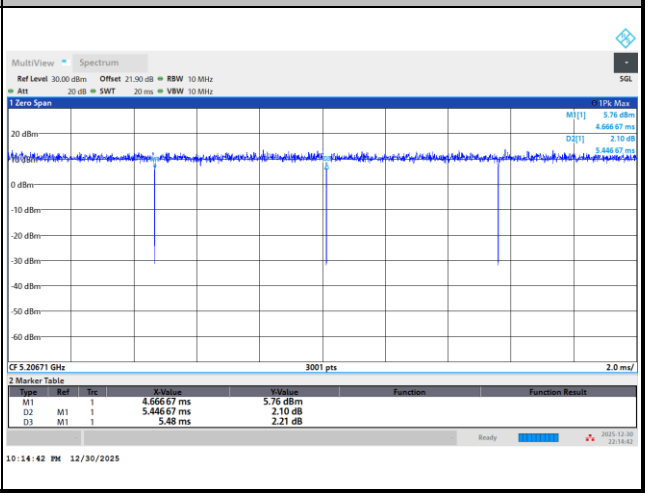

———THE END———