Mode	11	
	Band Edge - L	
	U-NII-3_5.725-5.85_802.11be EHT40_CH151_Partial RU 242/61_5755MHz	
ANT	5+8	
Pol.	Vertical	Fundamental
Peak	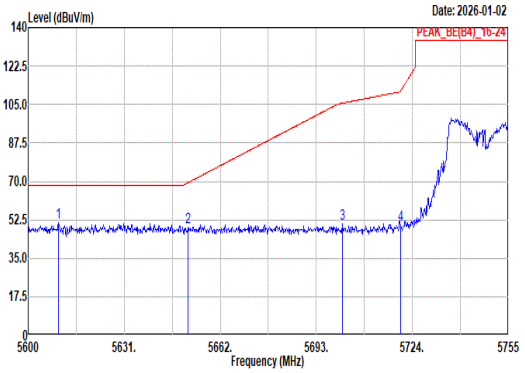 Site : 03CH07-HY Condition: PEAK_BE(B4)_16-24 3m HF_ANT_00075962 VERTICAL : RBW:1000.000kHz VBW:3000.000kHz SWT:Auto Freq Level Limit Line Margin Read Level Ant Factor Cable Loss Preamp Factor Aux Factor APos TPos Remark MHz dBuV/m dBuV/m dB dBuV dB/m dB dB dB cm deg 1 5609.77 51.32 68.20 -16.88 37.29 34.92 12.96 33.85 0.00 362 0 Peak 2 5651.62 49.23 69.40 -20.17 35.14 35.00 12.99 33.90 0.00 362 0 Peak 3 5701.37 50.63 105.58 -54.95 36.45 35.10 13.04 33.96 0.00 362 0 Peak 4 5720.28 50.11 111.44 -61.33 35.94 35.10 13.05 33.98 0.00 362 0 Peak	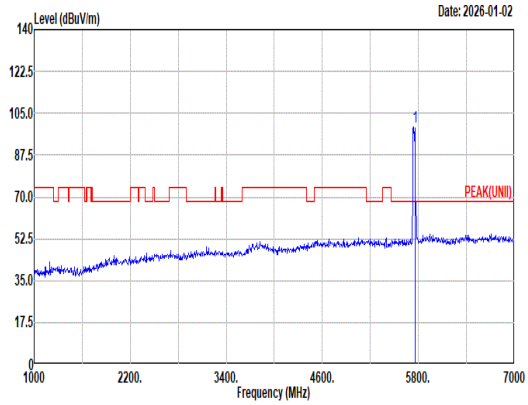 Site : 03CH07-HY Condition: PEAK(UNII) 3m HF_ANT_00075962 VERTICAL : RBW:1000.000kHz VBW:3000.000kHz SWT:Auto Freq Level Limit Line Margin Read Level Ant Factor Cable Loss Preamp Factor Aux Factor APos TPos Remark MHz dBuV/m dBuV/m dB dBuV dB/m dB dB dB cm deg 1 5755.00 99.32 ------ ------ 85.15 35.10 13.07 34.00 0.00 362 0 Peak
Avg	Blank	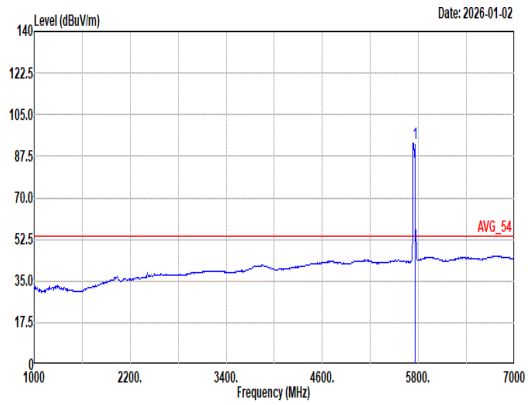 Site : 03CH07-HY Condition: AVG_54 3m HF_ANT_00075962 VERTICAL : RBW:1000.000kHz VBW:1.000kHz SWT:Auto Freq Level Limit Line Margin Read Level Ant Factor Cable Loss Preamp Factor Aux Factor APos TPos Remark MHz dBuV/m dBuV/m dB dBuV dB/m dB dB dB cm deg 1 5755.00 92.78 ------ ------ 78.61 35.10 13.06 33.99 0.00 362 0 Average

Mode	11	
	Band Edge - R	
	U-NII-3_5.725-5.85_802.11be EHT40_CH151_Partial RU 242/61_5755MHz	
ANT	5+8	
Pol.	Vertical	Fundamental
Peak	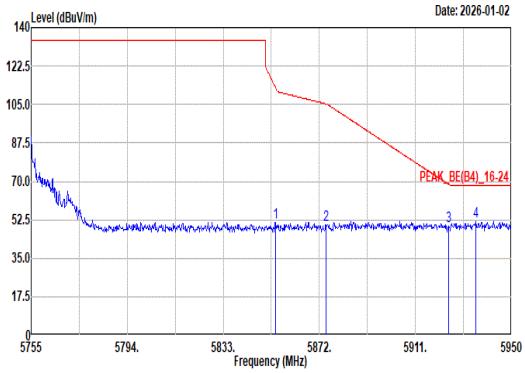 Site : 03CH07-HY Condition: PEAK_BE(B4)_16-24 3m HF_ANT_00075962 VERTICAL : RBW:1000.000kHz VBW:3000.000kHz SWT:Auto Freq Level Limit Line Margin Read Level Ant Factor Cable Loss Preamp Factor Aux Factor APos TPos Remark MHz dBuV/m dBuV/m dB dBuV dB/m dB dB dB cm deg 1 5854.26 51.02 112.50 -61.48 36.73 35.22 13.20 34.13 0.00 362 0 Peak 2 5874.73 50.12 105.28 -55.16 35.74 35.30 13.23 34.15 0.00 362 0 Peak 3 5924.46 49.67 68.60 -18.93 35.12 35.45 13.31 34.21 0.00 362 0 Peak 4 5935.57 52.03 68.20 -16.17 37.46 35.47 13.32 34.22 0.00 362 0 Peak	Blank

Mode	12	
	Band Edge - L	
	U-NII-3_5.725-5.85_802.11be EHT80_CH155_Partial RU 484/66_5775MHz	
ANT	5+8	
Pol.	Horizontal	Fundamental
Peak	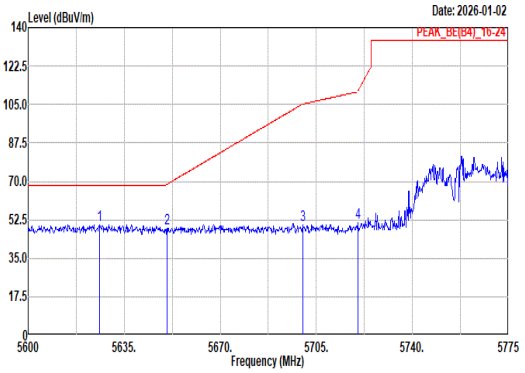 Site : 03CH07-HY Condition: PEAK_BE(B4)_16-24 3m HF_ANT_00075962 HORIZONTAL : RBW:1000.000kHz VBW:3000.000kHz SWT:Auto Freq Level Limit Line Margin Read Level Ant Factor Cable Loss Preamp Factor Aux Factor APos TPos Remark MHz dBuV/m dBuV/m dB dBuV dB/m dB dB dB cm deg 1 5626.08 50.23 68.20 -17.97 36.18 34.95 12.97 33.87 0.00 248 3 Peak 2 5650.58 48.76 68.63 -19.87 34.67 35.00 12.99 33.90 0.00 248 3 Peak 3 5700.10 50.14 105.23 -55.09 35.95 35.10 13.04 33.95 0.00 248 3 Peak 4 5720.05 51.18 110.91 -59.73 37.01 35.10 13.05 33.98 0.00 248 3 Peak	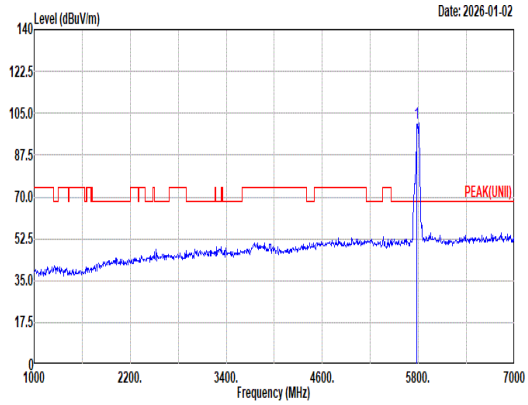 Site : 03CH07-HY Condition: PEAK(UNII) 3m HF_ANT_00075962 HORIZONTAL : RBW:1000.000kHz VBW:3000.000kHz SWT:Auto Freq Level Limit Line Margin Read Level Ant Factor Cable Loss Preamp Factor Aux Factor APos TPos Remark MHz dBuV/m dBuV/m dB dBuV dB/m dB dB dB cm deg 1 5775.00 100.97 ------ ------ 86.71 35.20 13.13 34.07 0.00 248 3 Peak
Avg	Blank	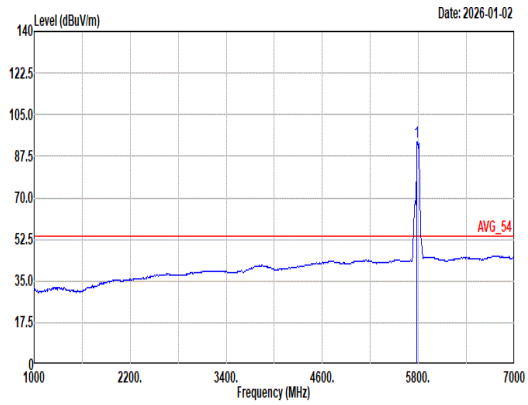 Site : 03CH07-HY Condition: AVG_54 3m HF_ANT_00075962 HORIZONTAL : RBW:1000.000kHz VBW:1.000kHz SWT:Auto Freq Level Limit Line Margin Read Level Ant Factor Cable Loss Preamp Factor Aux Factor APos TPos Remark MHz dBuV/m dBuV/m dB dBuV dB/m dB dB dB cm deg 1 5775.00 93.47 ------ ------ 79.23 35.18 13.11 34.05 0.00 248 3 Average

Mode	12	
	Band Edge - R	
	U-NII-3_5.725-5.85_802.11be EHT80_CH155_Partial RU 484/66_5775MHz	
ANT	5+8	
Pol.	Horizontal	Fundamental
Peak	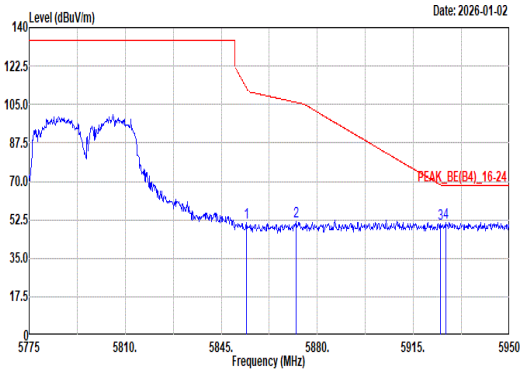 Site : 03CH07-HY Condition: PEAK_BE(B4)_16-24 3m HF_ANT_00075962 HORIZONTAL : RBW:1000.000kHz VBW:3000.000kHz SWT:Auto Freq Level Limit Line Margin Read Level Ant Factor Cable Loss Preamp Factor Aux Factor APos TPos Remark MHz dBuV/m dBuV/m dB dBuV dB/m dB dB dB cm deg 1 5854.28 51.07 112.45 -61.38 36.78 35.22 13.20 34.13 0.00 248 3 Peak 2 5872.13 52.02 106.00 -53.98 37.65 35.29 13.23 34.15 0.00 248 3 Peak 3 5924.80 50.82 68.35 -17.53 36.27 35.45 13.31 34.21 0.00 248 3 Peak 4 5926.73 51.44 68.20 -16.76 36.89 35.45 13.31 34.21 0.00 248 3 Peak	Blank

Mode	12	
	Band Edge - L	
	U-NII-3_5.725-5.85_802.11be EHT80_CH155_Partial RU 484/66_5775MHz	
ANT	5+8	
Pol.	Vertical	Fundamental
Peak	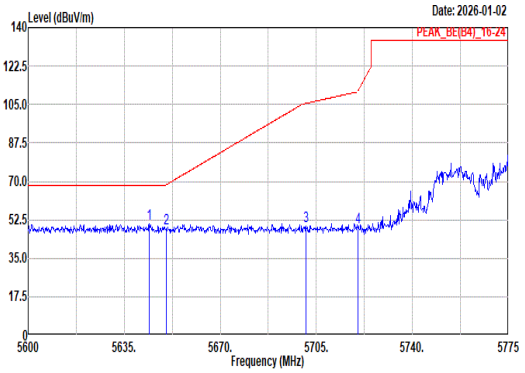 Site : 03CH07-HY Condition: PEAK_BE(B4)_16-24 3m HF_ANT_00075962 VERTICAL : RBW:1000.000kHz VBW:3000.000kHz SWT:Auto Freq Level Limit Line Margin Read Level Ant Factor Cable Loss Preamp Factor Aux Factor APos TPos Remark MHz dBuV/m dBuV/m dB dBuV dB/m dB dB dB cm deg 1 5644.10 50.49 68.20 -17.71 36.40 34.99 12.99 33.89 0.00 298 0 Peak 2 5650.23 48.38 68.37 -19.99 34.29 35.00 12.99 33.90 0.00 298 0 Peak 3 5701.15 49.81 105.52 -55.71 35.63 35.10 13.04 33.96 0.00 298 0 Peak 4 5720.23 49.13 111.31 -62.18 34.96 35.10 13.05 33.98 0.00 298 0 Peak	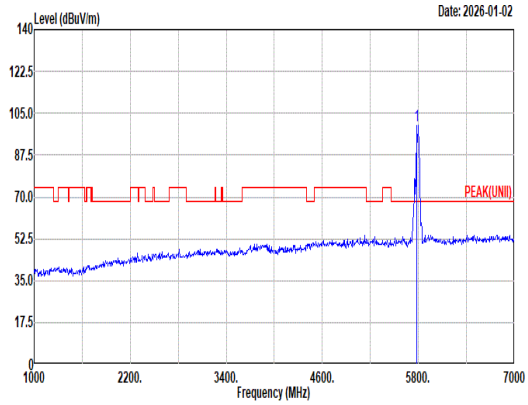 Site : 03CH07-HY Condition: PEAK(UNII) 3m HF_ANT_00075962 VERTICAL : RBW:1000.000kHz VBW:3000.000kHz SWT:Auto Freq Level Limit Line Margin Read Level Ant Factor Cable Loss Preamp Factor Aux Factor APos TPos Remark MHz dBuV/m dBuV/m dB dBuV dB/m dB dB dB cm deg 1 5775.00 100.11 ------ ------ 85.90 35.15 13.10 34.04 0.00 298 0 Peak
Avg	Blank	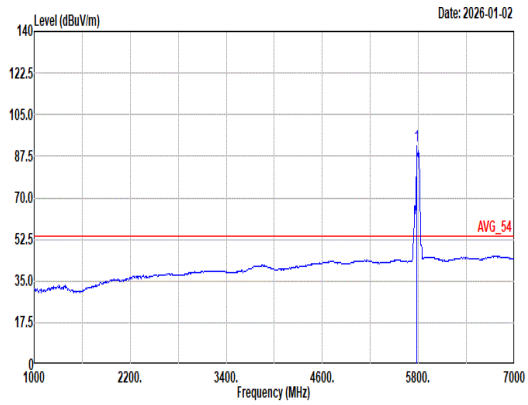 Site : 03CH07-HY Condition: AVG_54 3m HF_ANT_00075962 VERTICAL : RBW:1000.000kHz VBW:1.000kHz SWT:Auto Freq Level Limit Line Margin Read Level Ant Factor Cable Loss Preamp Factor Aux Factor APos TPos Remark MHz dBuV/m dBuV/m dB dBuV dB/m dB dB dB cm deg 1 5775.00 91.73 ------ ------ 77.52 35.15 13.10 34.04 0.00 298 0 Average

Mode	12	
	Band Edge - R	
	U-NII-3_5.725-5.85_802.11be EHT80_CH155_Partial RU 484/66_5775MHz	
ANT	5+8	
Pol.	Vertical	Fundamental
Peak	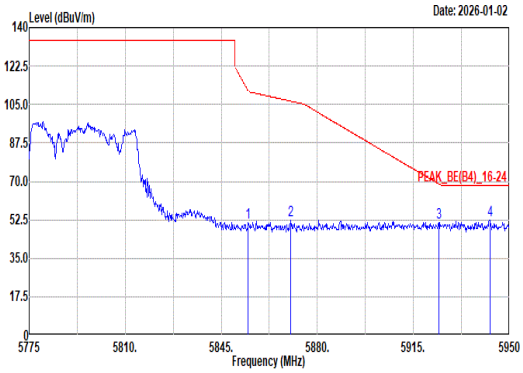 Site : 03CH07-HY Condition: PEAK_BE(B4)_16-24 3m HF_ANT_00075962 VERTICAL : RBW:1000.000kHz VBW:3000.000kHz SWT:Auto Limit Read Ant Cable Preamp Aux APos TPos Freq Level Line Margin Level Factor Loss Factor Factor Remark MHz dBuV/m dBuV/m dB dBuV dB/m dB dB dB cm deg 1 5854.80 51.47 111.26 -59.79 37.18 35.22 13.20 34.13 0.00 298 0 Peak 2 5870.38 52.19 106.49 -54.30 37.82 35.28 13.23 34.14 0.00 298 0 Peak 3 5924.28 51.40 68.73 -17.33 36.85 35.45 13.31 34.21 0.00 298 0 Peak 4 5942.83 52.13 68.20 -16.07 37.54 35.49 13.33 34.23 0.00 298 0 Peak	Blank

Mode	13	
	Band Edge	
	U-NII-3_5.725-5.85_802.11be EHT20_CH165_Small RU 52+26_5825MHz	
ANT	5+8	
Pol.	Horizontal	Fundamental
Peak	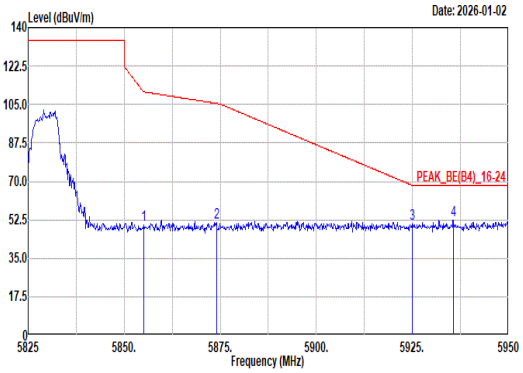 Site : 03CH07-HY Condition: PEAK_BE(B4)_16-24 3m HF_ANT_00075962 HORIZONTAL : RBW:1000.000kHz VBW:3000.000kHz SWT:Auto Freq Level Limit Line Margin Read Level Ant Factor Cable Loss Preamp Factor Aux Factor APos TPos Remark MHz dBuV/m dBuV/m dB dBuV dB/m dB dB dB cm deg 1 5855.00 50.13 110.80 -60.67 35.84 35.22 13.20 34.13 0.00 212 0 Peak 2 5874.00 51.19 105.48 -54.29 36.81 35.30 13.23 34.15 0.00 212 0 Peak 3 5924.88 50.98 68.29 -17.31 36.43 35.45 13.31 34.21 0.00 212 0 Peak 4 5935.63 52.51 68.20 -15.69 37.94 35.47 13.32 34.22 0.00 212 0 Peak	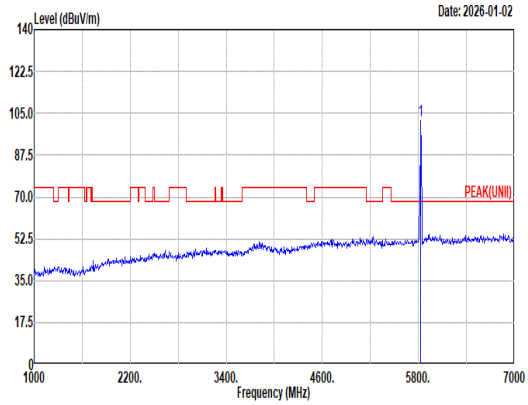 Site : 03CH07-HY Condition: PEAK(UNII) 3m HF_ANT_00075962 HORIZONTAL : RBW:1000.000kHz VBW:3000.000kHz SWT:Auto Freq Level Limit Line Margin Read Level Ant Factor Cable Loss Preamp Factor Aux Factor APos TPos Remark MHz dBuV/m dBuV/m dB dBuV dB/m dB dB dB cm deg 1 5825.00 102.19 ------ ------ 87.93 35.20 13.16 34.10 0.00 212 0 Peak
Avg	Blank	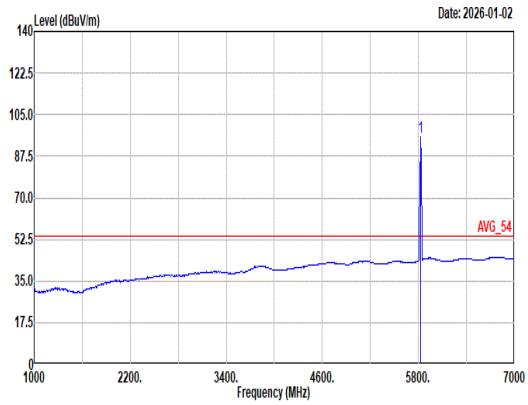 Site : 03CH07-HY Condition: AVG_54 3m HF_ANT_00075962 HORIZONTAL : RBW:1000.000kHz VBW:0.300kHz SWT:Auto Freq Level Limit Line Margin Read Level Ant Factor Cable Loss Preamp Factor Aux Factor APos TPos Remark MHz dBuV/m dBuV/m dB dBuV dB/m dB dB dB cm deg 1 5825.00 95.60 ------ ------ 81.34 35.20 13.16 34.10 0.00 212 0 Average

Mode	13	
	Band Edge	
	U-NII-3_5.725-5.85_802.11be EHT20_CH165_Small RU 52+26_5825MHz	
ANT	5+8	
Pol.	Vertical	Fundamental
Peak	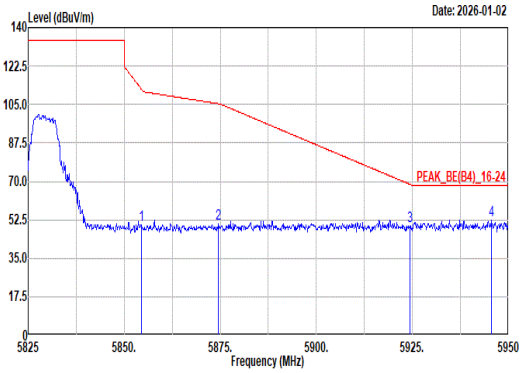 Site : 03CH07-HY Condition: PEAK_BE(B4)_16-24 3m HF_ANT_00075962 VERTICAL : RBW:1000.000kHz VBW:3000.000kHz SWT:Auto Freq Level Limit Line Margin Read Level Ant Factor Cable Loss Preamp Factor Aux Factor APos TPos Remark MHz dBuV/m dBuV/m dB dBuV dB/m dB dB dB cm deg 1 5854.50 50.02 111.94 -61.92 35.73 35.22 13.20 34.13 0.00 305 0 Peak 2 5874.50 50.52 105.34 -54.82 36.14 35.30 13.23 34.15 0.00 305 0 Peak 3 5924.38 49.65 68.66 -19.01 35.10 35.45 13.31 34.21 0.00 305 0 Peak 4 5945.50 52.47 68.20 -15.73 37.87 35.49 13.34 34.23 0.00 305 0 Peak	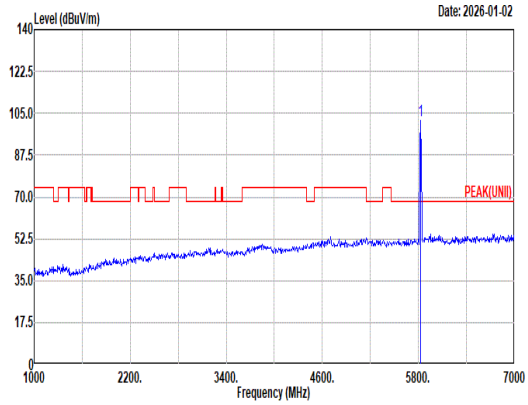 Site : 03CH07-HY Condition: PEAK(UNII) 3m HF_ANT_00075962 VERTICAL : RBW:1000.000kHz VBW:3000.000kHz SWT:Auto Freq Level Limit Line Margin Read Level Ant Factor Cable Loss Preamp Factor Aux Factor APos TPos Remark MHz dBuV/m dBuV/m dB dBuV dB/m dB dB dB cm deg 1 5825.00 101.90 ------ ------ 87.64 35.20 13.16 34.10 0.00 305 0 Peak
Avg	Blank	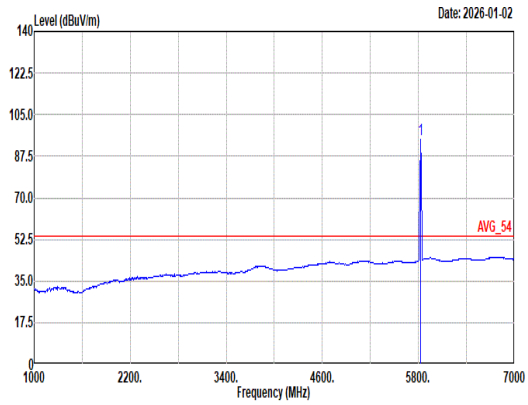 Site : 03CH07-HY Condition: AVG_54 3m HF_ANT_00075962 VERTICAL : RBW:1000.000kHz VBW:0.300kHz SWT:Auto Freq Level Limit Line Margin Read Level Ant Factor Cable Loss Preamp Factor Aux Factor APos TPos Remark MHz dBuV/m dBuV/m dB dBuV dB/m dB dB dB cm deg 1 5825.00 94.80 ------ ------ 80.54 35.20 13.16 34.10 0.00 305 0 Average

Mode	14	
	Band Edge	
	U-NII-3_5.725-5.85_802.11be EHT20_CH165_Small RU 106+26_5825MHz	
ANT	5+8	
Pol.	Horizontal	Fundamental
Peak	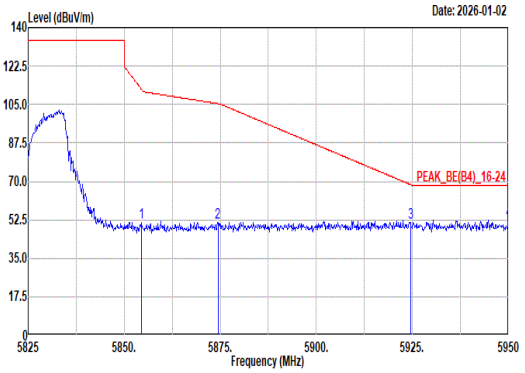 Site : 03CH07-HY Condition: PEAK_BE(B4)_16-24 3m HF_ANT_00075962 HORIZONTAL : RBW:1000.000kHz VBW:3000.000kHz SWT:Auto Freq Level Limit Line Margin Read Level Ant Factor Cable Loss Preamp Factor Aux Factor APos TPos Remark MHz dBuV/m dBuV/m dB dBuV dB/m dB dB dB cm deg 1 5854.50 51.06 111.94 -60.88 36.77 35.22 13.20 34.13 0.00 235 358 Peak 2 5874.38 51.34 105.37 -54.03 36.96 35.30 13.23 34.15 0.00 235 358 Peak 3 5924.50 51.08 68.57 -17.49 36.53 35.45 13.31 34.21 0.00 235 358 Peak 4 5950.00 52.54 68.20 -15.66 37.92 35.50 13.35 34.23 0.00 235 358 Peak	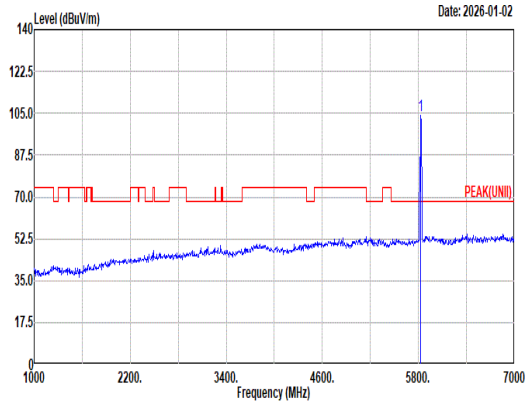 Site : 03CH07-HY Condition: PEAK(UNII) 3m HF_ANT_00075962 HORIZONTAL : RBW:1000.000kHz VBW:3000.000kHz SWT:Auto Freq Level Limit Line Margin Read Level Ant Factor Cable Loss Preamp Factor Aux Factor APos TPos Remark MHz dBuV/m dBuV/m dB dBuV dB/m dB dB dB cm deg 1 5825.00 103.91 ------ ------ 89.65 35.20 13.16 34.10 0.00 235 358 Peak
Avg	Blank	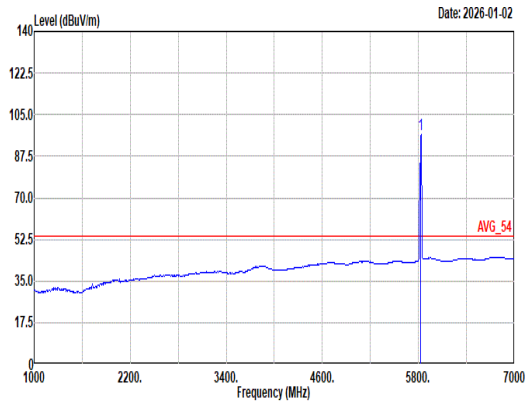 Site : 03CH07-HY Condition: AVG_54 3m HF_ANT_00075962 HORIZONTAL : RBW:1000.000kHz VBW:0.300kHz SWT:Auto Freq Level Limit Line Margin Read Level Ant Factor Cable Loss Preamp Factor Aux Factor APos TPos Remark MHz dBuV/m dBuV/m dB dBuV dB/m dB dB dB cm deg 1 5825.00 96.57 ------ ------ 82.31 35.20 13.17 34.11 0.00 235 358 Average

Mode	14	
	Band Edge	
	U-NII-3_5.725-5.85_802.11be EHT20_CH165_Small RU 106+26_5825MHz	
ANT	5+8	
Pol.	Vertical	Fundamental
Peak	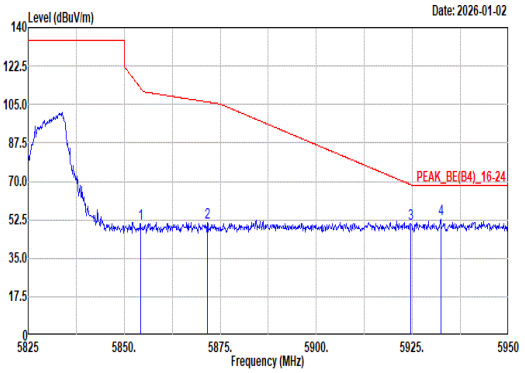 Site : 03CH07-HY Condition: PEAK_BE(B4)_16-24 3m HF_ANT_00075962 VERTICAL : RBW:1000.000kHz VBW:3000.000kHz SWT:Auto Freq Level Limit Line Margin Read Level Ant Factor Cable Loss Preamp Factor Aux Factor APos TPos Remark MHz dBuV/m dBuV/m dB dBuV dB/m dB dB dB cm deg 1 5854.25 50.81 112.51 -61.70 36.52 35.22 13.20 34.13 0.00 239 0 Peak 2 5871.63 51.27 106.14 -54.87 36.90 35.29 13.23 34.15 0.00 239 0 Peak 3 5924.50 50.54 68.57 -18.03 35.99 35.45 13.31 34.21 0.00 239 0 Peak 4 5932.38 52.66 68.20 -15.54 38.09 35.46 13.32 34.21 0.00 239 0 Peak	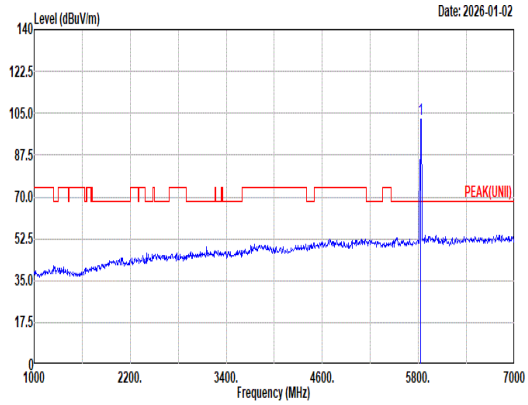 Site : 03CH07-HY Condition: PEAK(UNII) 3m HF_ANT_00075962 VERTICAL : RBW:1000.000kHz VBW:3000.000kHz SWT:Auto Freq Level Limit Line Margin Read Level Ant Factor Cable Loss Preamp Factor Aux Factor APos TPos Remark MHz dBuV/m dBuV/m dB dBuV dB/m dB dB dB cm deg 1 5825.00 102.59 ------ ------ 88.32 35.20 13.16 34.09 0.00 239 0 Peak
Avg	Blank	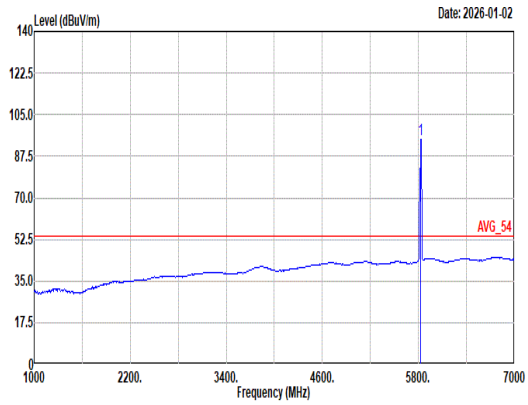 Site : 03CH07-HY Condition: AVG_54 3m HF_ANT_00075962 VERTICAL : RBW:1000.000kHz VBW:0.300kHz SWT:Auto Freq Level Limit Line Margin Read Level Ant Factor Cable Loss Preamp Factor Aux Factor APos TPos Remark MHz dBuV/m dBuV/m dB dBuV dB/m dB dB dB cm deg 1 5825.00 94.81 ------ ------ 80.54 35.20 13.16 34.09 0.00 239 0 Average

Mode	15	
	Band Edge - L	
	U-NII-3_5.725-5.85_802.11be EHT80_CH155_ Puncture 20/8_5775MHz	
ANT	5+8	
Pol.	Horizontal	Fundamental
Peak	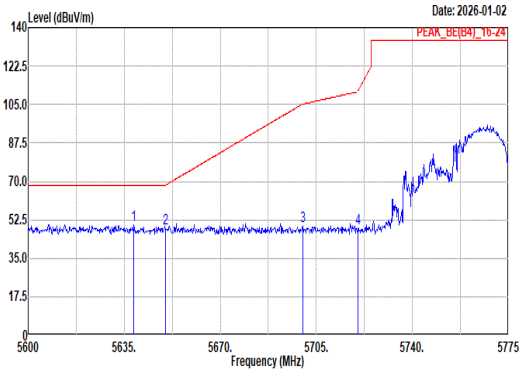 Site : 03CH07-HY Condition: PEAK_BE(B4)_16-24 3m HF_ANT_00075962 HORIZONTAL : RBW:1000.000kHz VBW:3000.000kHz SWT:Auto Freq Level Limit Line Margin Read Level Ant Factor Cable Loss Preamp Factor Aux Factor APos TPos Remark MHz dBuV/m dBuV/m dB dBuV dB/m dB dB dB cm deg 1 5638.50 50.29 68.20 -17.91 36.22 34.98 12.98 33.89 0.00 262 3 Peak 2 5650.05 48.86 68.24 -19.38 34.77 35.00 12.99 33.90 0.00 262 3 Peak 3 5700.10 49.44 105.23 -55.79 35.25 35.10 13.04 33.95 0.00 262 3 Peak 4 5720.05 48.46 110.91 -62.45 34.29 35.10 13.05 33.98 0.00 262 3 Peak	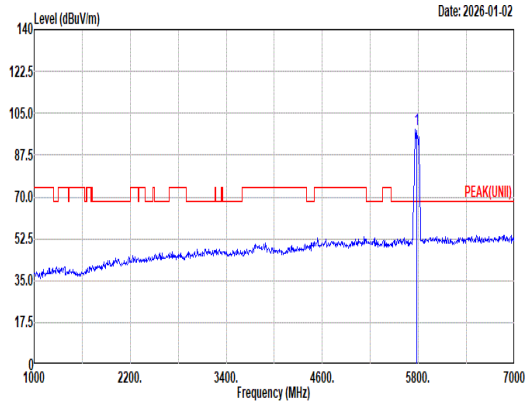 Site : 03CH07-HY Condition: PEAK(UNII) 3m HF_ANT_00075962 HORIZONTAL : RBW:1000.000kHz VBW:3000.000kHz SWT:Auto Freq Level Limit Line Margin Read Level Ant Factor Cable Loss Preamp Factor Aux Factor APos TPos Remark MHz dBuV/m dBuV/m dB dBuV dB/m dB dB dB cm deg 1 5775.00 98.17 ------ ------ 83.98 35.13 13.09 34.03 0.00 262 3 Peak
Avg	Blank	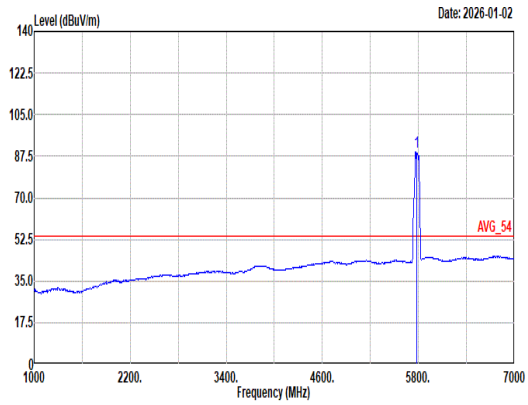 Site : 03CH07-HY Condition: AVG_54 3m HF_ANT_00075962 HORIZONTAL : RBW:1000.000kHz VBW:0.010kHz SWT:Auto Freq Level Limit Line Margin Read Level Ant Factor Cable Loss Preamp Factor Aux Factor APos TPos Remark MHz dBuV/m dBuV/m dB dBuV dB/m dB dB dB cm deg 1 5775.00 89.51 ------ ------ 75.32 35.13 13.09 34.03 0.00 262 3 Average

Mode	15	
	Band Edge - R	
	U-NII-3_5.725-5.85_802.11be EHT80_CH155_ Puncture 20/8_5775MHz	
ANT	5+8	
Pol.	Horizontal	Fundamental
Peak	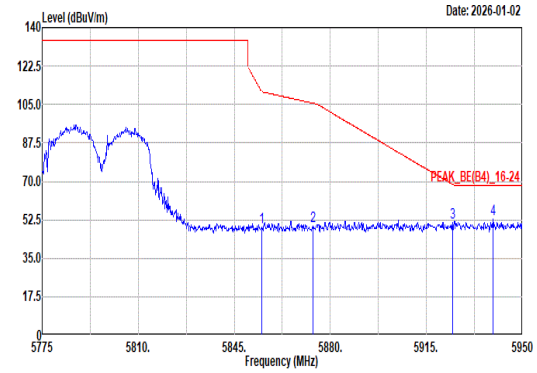 Site : 03CH07-HY Condition: PEAK_BE(B4)_16-24 3m HF_ANT_00075962 HORIZONTAL : RBW:1000.000kHz VBW:3000.000kHz SWT:Auto Freq Level Limit Line Margin Read Level Ant Factor Cable Loss Preamp Factor Aux Factor APos TPos Remark MHz dBuV/m dBuV/m dB dBuV dB/m dB dB dB cm deg 1 5854.98 49.20 110.86 -61.66 34.91 35.22 13.20 34.13 0.00 262 3 Peak 2 5873.70 49.87 105.56 -55.69 35.50 35.29 13.23 34.15 0.00 262 3 Peak 3 5924.63 51.15 68.48 -17.33 36.60 35.45 13.31 34.21 0.00 262 3 Peak 4 5939.33 52.97 68.20 -15.23 38.38 35.48 13.33 34.22 0.00 262 3 Peak	Blank

Mode	15	
	Band Edge - L	
	U-NII-3_5.725-5.85_802.11be EHT80_CH155_ Puncture 20/8_5775MHz	
ANT	5+8	
Pol.	Vertical	Fundamental
Peak	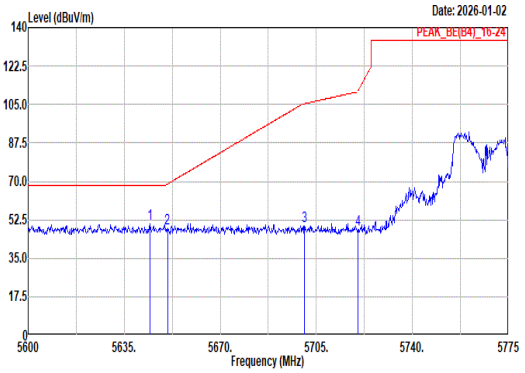 Site : 03CH07-HY Condition: PEAK_BE(B4)_16-24 3m HF_ANT_00075962 VERTICAL : RBW:1000.000kHz VBW:3000.000kHz SWT:Auto Freq Level Limit Line Margin Read Level Ant Factor Cable Loss Preamp Factor Aux Factor APos TPos Remark MHz dBuV/m dBuV/m dB dBuV dB/m dB dB dB cm deg 1 5644.28 50.61 68.20 -17.59 36.52 34.99 12.99 33.89 0.00 300 17 Peak 2 5650.75 48.82 68.76 -19.94 34.73 35.00 12.99 33.90 0.00 300 17 Peak 3 5700.63 49.85 105.38 -55.53 35.66 35.10 13.04 33.95 0.00 300 17 Peak 4 5720.23 47.95 111.31 -63.36 33.78 35.10 13.05 33.98 0.00 300 17 Peak	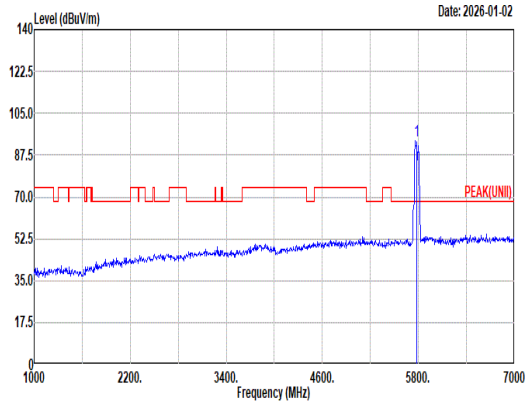 Site : 03CH07-HY Condition: PEAK(UNII) 3m HF_ANT_00075962 VERTICAL : RBW:1000.000kHz VBW:3000.000kHz SWT:Auto Freq Level Limit Line Margin Read Level Ant Factor Cable Loss Preamp Factor Aux Factor APos TPos Remark MHz dBuV/m dBuV/m dB dBuV dB/m dB dB dB cm deg 1 5775.00 93.36 ------ ------ 79.18 35.12 13.08 34.02 0.00 300 17 Peak
Avg	Blank	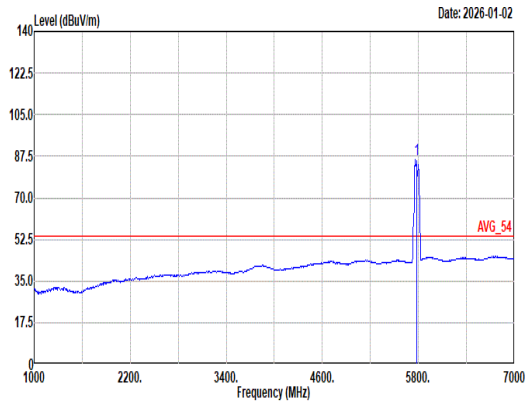 Site : 03CH07-HY Condition: AVG_54 3m HF_ANT_00075962 VERTICAL : RBW:1000.000kHz VBW:0.010kHz SWT:Auto Freq Level Limit Line Margin Read Level Ant Factor Cable Loss Preamp Factor Aux Factor APos TPos Remark MHz dBuV/m dBuV/m dB dBuV dB/m dB dB dB cm deg 1 5775.00 86.03 ------ ------ 71.85 35.12 13.08 34.02 0.00 300 17 Average

Mode	15	
	Band Edge - R	
	U-NII-3_5.725-5.85_802.11be EHT80_CH155_Puncture 20/8_5775MHz	
ANT	5+8	
Pol.	Vertical	Fundamental
Peak	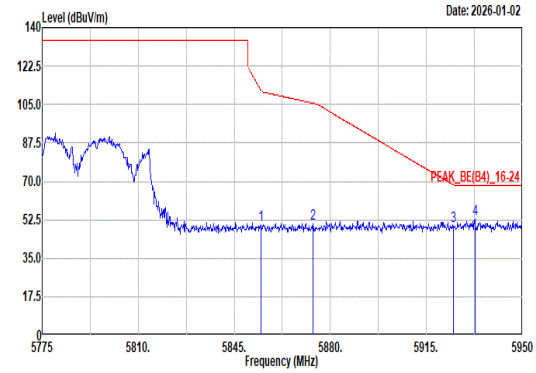 Site : 03CH07-HY Condition: PEAK_BE(B4)_16-24 3m HF_ANT_00075962 VERTICAL : RBW:1000.000kHz VBW:3000.000kHz SWT:Auto Freq Level Limit Line Margin Read Level Ant Factor Cable Loss Preamp Factor Aux Factor APos TPos Remark MHz dBuV/m dBuV/m dB dBuV dB/m dB dB dB cm deg 1 5854.63 50.30 111.65 -61.35 36.01 35.22 13.20 34.13 0.00 300 17 Peak 2 5873.70 50.64 105.56 -54.92 36.27 35.29 13.23 34.15 0.00 300 17 Peak 3 5924.80 49.92 68.35 -18.43 35.37 35.45 13.31 34.21 0.00 300 17 Peak 4 5932.68 52.63 68.20 -15.57 38.05 35.47 13.32 34.21 0.00 300 17 Peak	Blank

Mode	16	
	Band Edge	
	U-NII-3_5.725-5.85_802.11ac VHT20_CH165_5825MHz	
ANT	5+8	
Pol.	Horizontal	Fundamental
Peak	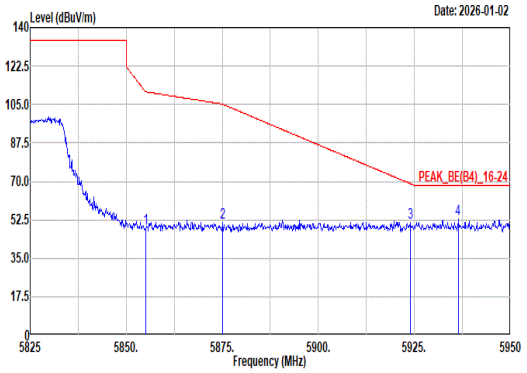 Site : 03CH07-HY Condition: PEAK_BE(B4)_16-24 3m HF_ANT_00075962 HORIZONTAL : RBW:1000.000kHz VBW:3000.000kHz SWT:Auto Freq Level Limit Line Margin Read Level Ant Factor Cable Loss Preamp Factor Aux Factor APos TPos Remark MHz dBuV/m dBuV/m dB dBuV dB/m dB dB dB cm deg 1 5855.00 48.61 110.80 -62.19 34.32 35.22 13.20 34.13 0.00 265 0 Peak 2 5875.00 51.49 105.20 -53.71 37.11 35.30 13.23 34.15 0.00 265 0 Peak 3 5923.88 51.12 69.03 -17.91 36.56 35.45 13.31 34.20 0.00 265 0 Peak 4 5936.38 53.04 68.20 -15.16 38.47 35.47 13.32 34.22 0.00 265 0 Peak	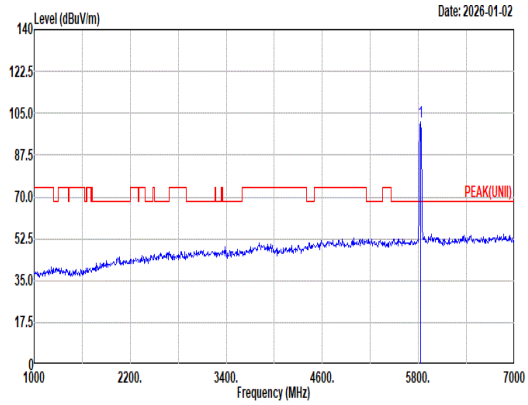 Site : 03CH07-HY Condition: PEAK(UNII) 3m HF_ANT_00075962 HORIZONTAL : RBW:1000.000kHz VBW:3000.000kHz SWT:Auto Freq Level Limit Line Margin Read Level Ant Factor Cable Loss Preamp Factor Aux Factor APos TPos Remark MHz dBuV/m dBuV/m dB dBuV dB/m dB dB dB cm deg 1 5825.00 101.27 ------ ------ 87.00 35.20 13.16 34.09 0.00 265 0 Peak
Avg	Blank	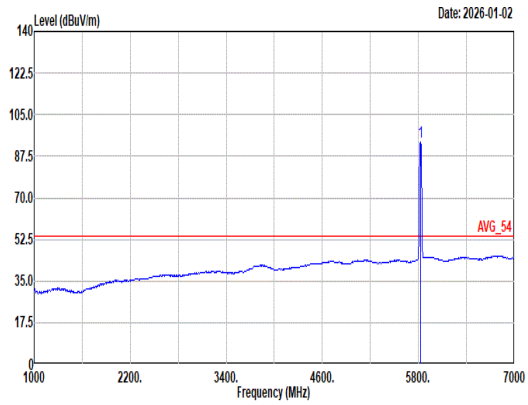 Site : 03CH07-HY Condition: AVG_54 3m HF_ANT_00075962 HORIZONTAL : RBW:1000.000kHz VBW:0.010kHz SWT:Auto Freq Level Limit Line Margin Read Level Ant Factor Cable Loss Preamp Factor Aux Factor APos TPos Remark MHz dBuV/m dBuV/m dB dBuV dB/m dB dB dB cm deg 1 5825.00 93.48 ------ ------ 79.22 35.20 13.16 34.10 0.00 265 0 Average

Mode	16	
	Band Edge	
	U-NII-3_5.725-5.85_802.11ac VHT20_CH165_5825MHz	
ANT	5+8	
Pol.	Vertical	Fundamental
Peak	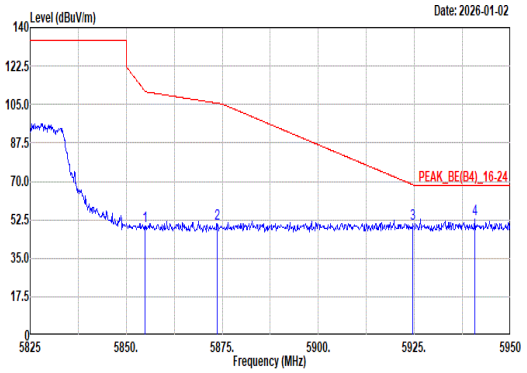 Site : 03CH07-HY Condition: PEAK_BE(B4)_16-24 3m HF_ANT_00075962 VERTICAL : RBW:1000.000kHz VBW:3000.000kHz SWT:Auto Freq Level Limit Line Margin Read Level Ant Factor Cable Loss Preamp Factor Aux Factor APos TPos Remark MHz dBuV/m dBuV/m dB dBuV dB/m dB dB dB cm deg 1 5854.88 49.80 111.08 -61.28 35.51 35.22 13.20 34.13 0.00 330 351 Peak 2 5873.63 50.85 105.58 -54.73 36.48 35.29 13.23 34.15 0.00 330 351 Peak 3 5924.63 50.46 68.48 -18.02 35.91 35.45 13.31 34.21 0.00 330 351 Peak 4 5940.63 52.89 68.20 -15.31 38.30 35.48 13.33 34.22 0.00 330 351 Peak	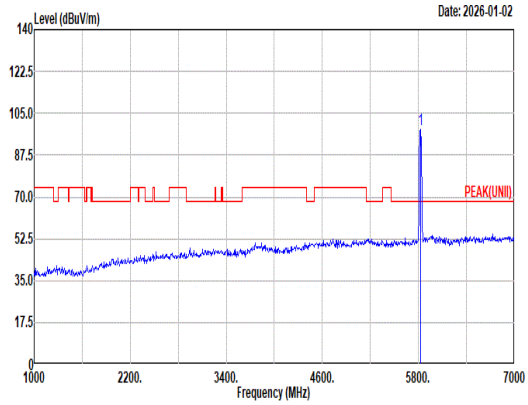 Site : 03CH07-HY Condition: PEAK(UNII) 3m HF_ANT_00075962 VERTICAL : RBW:1000.000kHz VBW:3000.000kHz SWT:Auto Freq Level Limit Line Margin Read Level Ant Factor Cable Loss Preamp Factor Aux Factor APos TPos Remark MHz dBuV/m dBuV/m dB dBuV dB/m dB dB dB cm deg 1 5825.00 98.16 ------ ------ 83.89 35.20 13.16 34.09 0.00 330 351 Peak
Avg	Blank	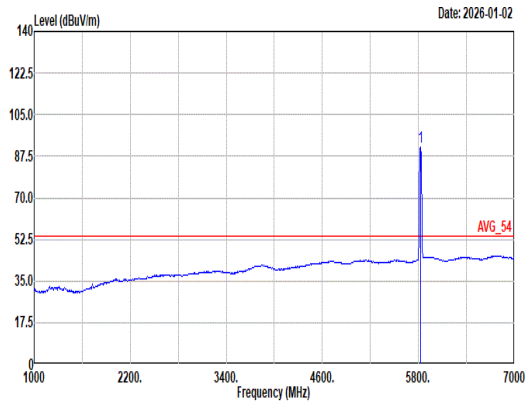 Site : 03CH07-HY Condition: AVG_54 3m HF_ANT_00075962 VERTICAL : RBW:1000.000kHz VBW:0.010kHz SWT:Auto Freq Level Limit Line Margin Read Level Ant Factor Cable Loss Preamp Factor Aux Factor APos TPos Remark MHz dBuV/m dBuV/m dB dBuV dB/m dB dB dB cm deg 1 5825.00 91.45 ------ ------ 77.18 35.20 13.16 34.09 0.00 330 351 Average

Mode	16	
	Harmonic	
	U-NII-3_5.725-5.85_802.11ac VHT20_CH165_5825MHz	
ANT	5+8	
Pol.	Horizontal	Vertical
Peak Avg	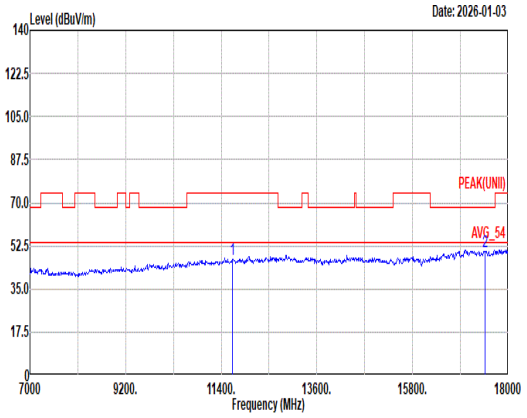 Site : 03CH07-HY Condition: PEAK(UNII) 3m HF_ANT_00075962 HORIZONTAL Freq Level Limit Line Margin Read Level Ant Factor Cable Loss Preamp Factor Aux Factor APos TPos Remark MHz dBuV/m dBuV/m dB dBuV dB/m dB dB dB cm deg 1 11650.00 47.21 74.00 -26.79 45.14 38.60 19.08 56.96 1.35 -- -- Peak 2 17475.00 50.40 68.20 -17.80 40.73 41.80 22.74 56.34 1.47 -- -- Peak	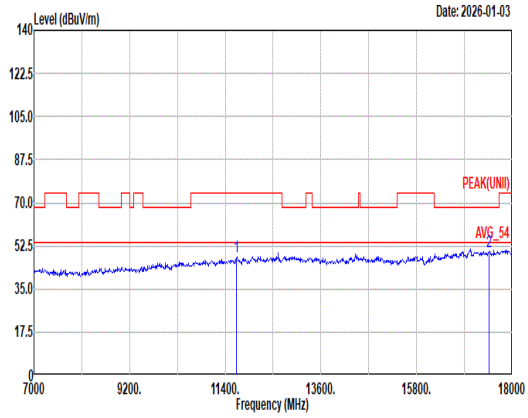 Site : 03CH07-HY Condition: PEAK(UNII) 3m HF_ANT_00075962 VERTICAL Freq Level Limit Line Margin Read Level Ant Factor Cable Loss Preamp Factor Aux Factor APos TPos Remark MHz dBuV/m dBuV/m dB dBuV dB/m dB dB dB cm deg 1 11650.00 48.00 74.00 -26.00 45.93 38.60 19.08 56.96 1.35 -- -- Peak 2 17475.00 50.24 68.20 -17.96 40.57 41.80 22.74 56.34 1.47 -- -- Peak

Mode	16	
	Harmonic	
	U-NII-3_5.725-5.85_802.11ac VHT20_CH165_5825MHz	
ANT	5+8	
Pol.	Horizontal	Vertical
14.47G ~14.5G Avg	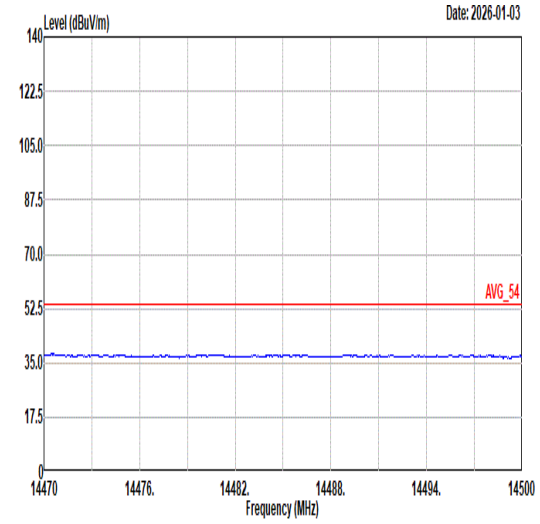 Site : 03CH07-HY Condition: AVG_54 3m HF_ANT_00075962 HORIZONTAL	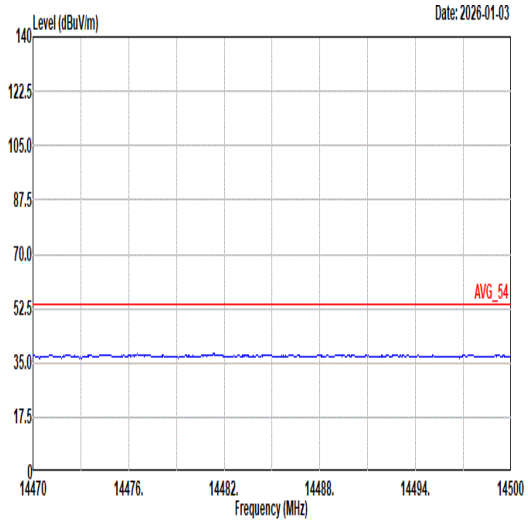 Site : 03CH07-HY Condition: AVG_54 3m HF_ANT_00075962 VERTICAL
17.7G ~18G Avg	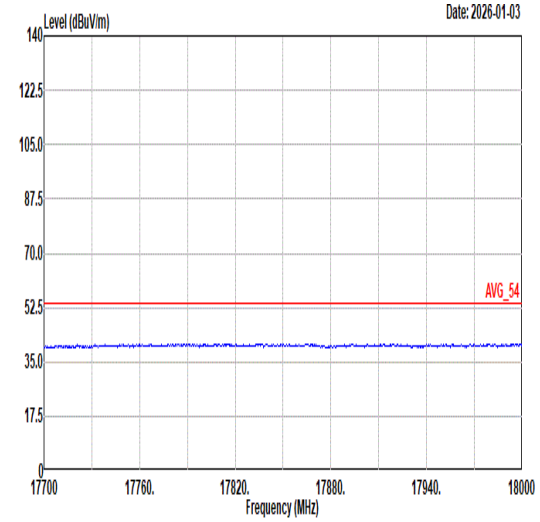 Site : 03CH07-HY Condition: AVG_54 3m HF_ANT_00075962 HORIZONTAL	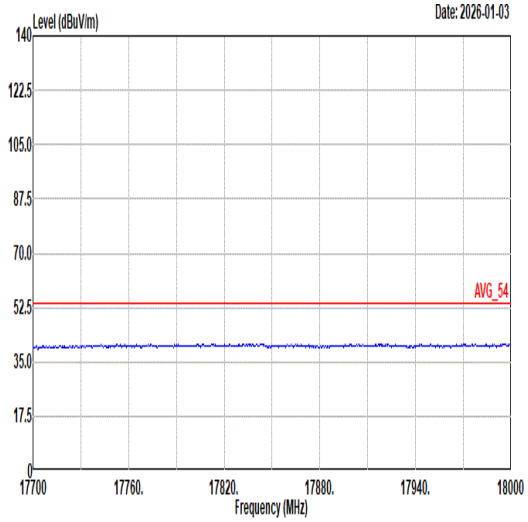 Site : 03CH07-HY Condition: AVG_54 3m HF_ANT_00075962 VERTICAL

Mode	17	
	Band Edge - L	
	U-NII-3_5.725-5.85_802.11ac VHT40_CH151_5755MHz	
ANT	5+8	
Pol.	Horizontal	Fundamental
Peak	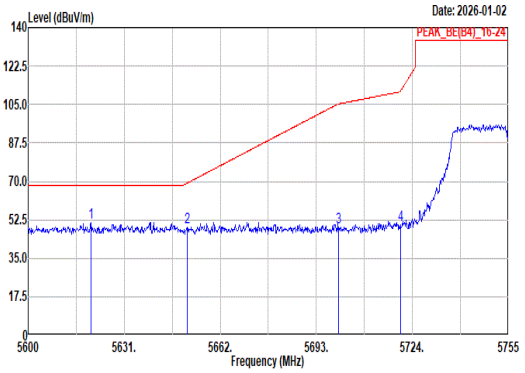 Site : 03CH07-HY Condition: PEAK_BE(B4)_16-24 3m HF_ANT_00075962 HORIZONTAL : RBW:1000.000kHz VBW:3000.000kHz SWT:Auto Freq Level Limit Line Margin Read Level Ant Factor Cable Loss Preamp Factor Aux Factor APos TPos Remark MHz dBuV/m dBuV/m dB dBuV dB/m dB dB dB cm deg 1 5620.31 51.12 68.20 -17.08 37.07 34.94 12.97 33.86 0.00 303 0 Peak 2 5651.31 49.32 69.17 -19.85 35.23 35.00 12.99 33.90 0.00 303 0 Peak 3 5700.29 49.22 105.28 -56.06 35.03 35.10 13.04 33.95 0.00 303 0 Peak 4 5720.13 50.19 111.09 -60.90 36.02 35.10 13.05 33.98 0.00 303 0 Peak	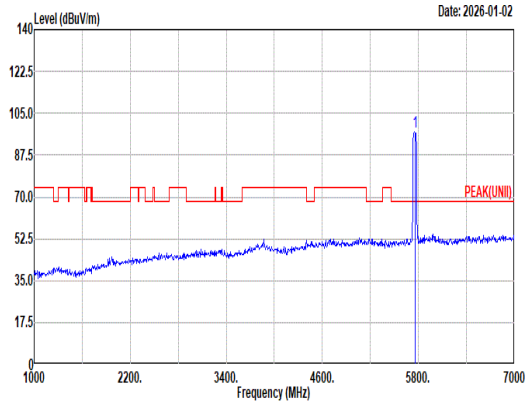 Site : 03CH07-HY Condition: PEAK(UNII) 3m HF_ANT_00075962 HORIZONTAL : RBW:1000.000kHz VBW:3000.000kHz SWT:Auto Freq Level Limit Line Margin Read Level Ant Factor Cable Loss Preamp Factor Aux Factor APos TPos Remark MHz dBuV/m dBuV/m dB dBuV dB/m dB dB dB cm deg 1 5755.00 97.09 ------ ------ 82.92 35.10 13.08 34.01 0.00 303 0 Peak
Avg	Blank	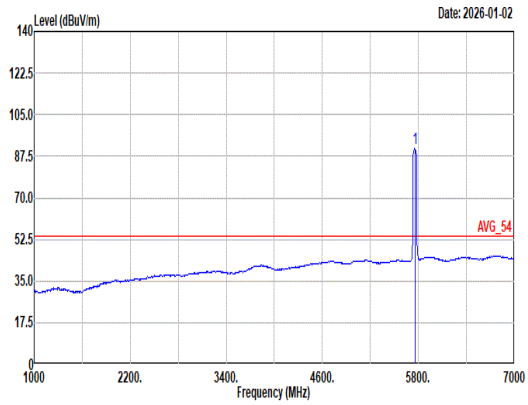 Site : 03CH07-HY Condition: AVG_54 3m HF_ANT_00075962 HORIZONTAL : RBW:1000.000kHz VBW:0.010kHz SWT:Auto Freq Level Limit Line Margin Read Level Ant Factor Cable Loss Preamp Factor Aux Factor APos TPos Remark MHz dBuV/m dBuV/m dB dBuV dB/m dB dB dB cm deg 1 5755.00 90.82 ------ ------ 76.65 35.10 13.08 34.01 0.00 303 0 Average

Mode	17	
	Band Edge - R	
	U-NII-3_5.725-5.85_802.11ac VHT40_CH151_5755MHz	
ANT	5+8	
Pol.	Horizontal	Fundamental
Peak	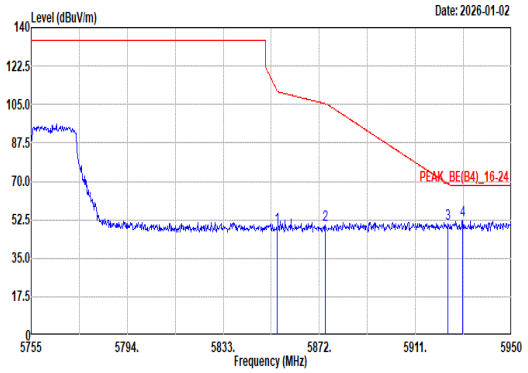 Site : 03CH07-HY Condition: PEAK_BE(B4)_16-24 3m HF_ANT_00075962 HORIZONTAL : RBW:1000.000kHz VBW:3000.000kHz SWT:Auto Freq Level Limit Line Margin Read Level Ant Factor Cable Loss Preamp Factor Aux Factor APos TPos Remark MHz dBuV/m dBuV/m dB dBuV dB/m dB dB dB cm deg 1 5854.84 49.32 111.16 -61.84 35.03 35.22 13.20 34.13 0.00 303 0 Peak 2 5874.34 50.04 105.38 -55.34 35.66 35.30 13.23 34.15 0.00 303 0 Peak 3 5924.26 50.65 68.75 -18.10 36.10 35.45 13.31 34.21 0.00 303 0 Peak 4 5930.31 52.47 68.20 -15.73 37.90 35.46 13.32 34.21 0.00 303 0 Peak	Blank

Mode	17	
	Band Edge - L	
	U-NII-3_5.725-5.85_802.11ac VHT40_CH151_5755MHz	
ANT	5+8	
Pol.	Vertical	Fundamental
Peak	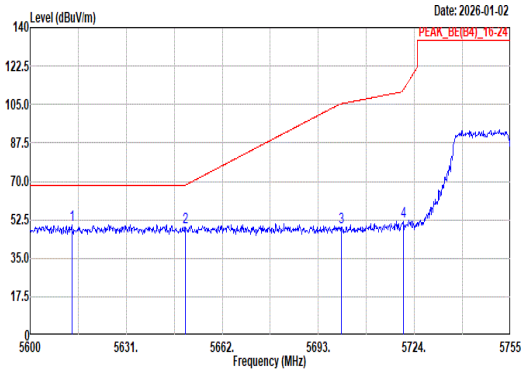 Site : 03CH07-HY Condition: PEAK_BE(B4)_16-24 3m HF_ANT_00075962 VERTICAL : RBW:1000.000kHz VBW:3000.000kHz SWT:Auto Freq Level Limit Line Margin Read Level Ant Factor Cable Loss Preamp Factor Aux Factor APos TPos Remark MHz dBuV/m dBuV/m dB dBuV dB/m dB dB dB cm deg 1 5613.49 50.42 68.20 -17.78 36.39 34.93 12.96 33.86 0.00 301 322 Peak 2 5650.07 49.24 68.25 -19.01 35.15 35.00 12.99 33.90 0.00 301 322 Peak 3 5700.44 49.39 105.32 -55.93 35.20 35.10 13.04 33.95 0.00 301 322 Peak 4 5720.44 51.88 111.79 -59.91 37.71 35.10 13.05 33.98 0.00 301 322 Peak	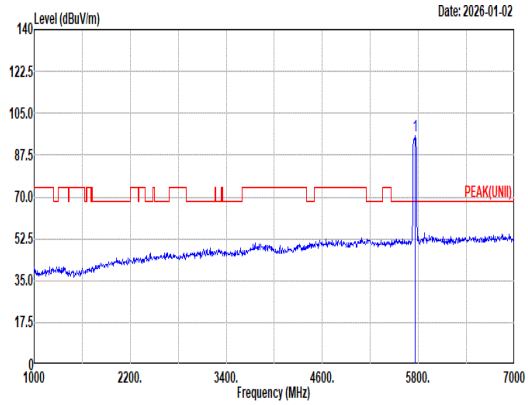 Site : 03CH07-HY Condition: PEAK(UNII) 3m HF_ANT_00075962 VERTICAL : RBW:1000.000kHz VBW:3000.000kHz SWT:Auto Freq Level Limit Line Margin Read Level Ant Factor Cable Loss Preamp Factor Aux Factor APos TPos Remark MHz dBuV/m dBuV/m dB dBuV dB/m dB dB dB cm deg 1 5755.00 95.47 ------ ------ 81.29 35.12 13.08 34.02 0.00 301 322 Peak
Avg	Blank	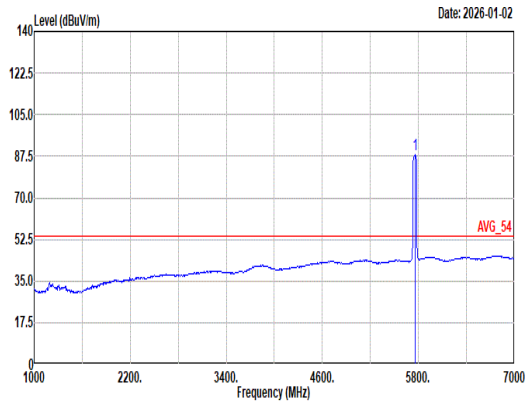 Site : 03CH07-HY Condition: AVG_54 3m HF_ANT_00075962 VERTICAL : RBW:1000.000kHz VBW:0.010kHz SWT:Auto Freq Level Limit Line Margin Read Level Ant Factor Cable Loss Preamp Factor Aux Factor APos TPos Remark MHz dBuV/m dBuV/m dB dBuV dB/m dB dB dB cm deg 1 5755.00 88.29 ------ ------ 74.11 35.12 13.08 34.02 0.00 301 322 Average

Mode	17	
	Band Edge - R	
	U-NII-3_5.725-5.85_802.11ac VHT40_CH151_5755MHz	
ANT	5+8	
Pol.	Vertical	Fundamental
Peak	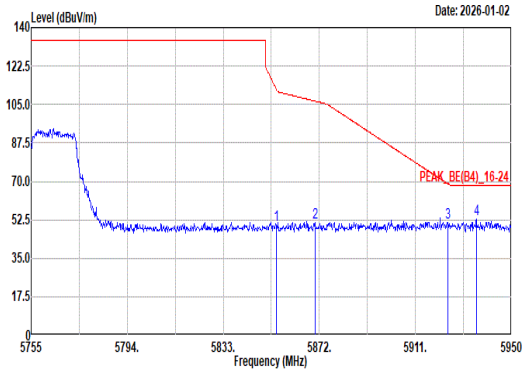 Site : 03CH07-HY Condition: PEAK_BE(B4)_16-24 3m HF_ANT_00075962 VERTICAL : RBW:1000.000kHz VBW:3000.000kHz SWT:Auto Freq Level Limit Line Margin Read Level Ant Factor Cable Loss Preamp Factor Aux Factor APos TPos Remark MHz dBuV/m dBuV/m dB dBuV dB/m dB dB dB cm deg 1 5854.45 50.25 112.05 -61.80 35.96 35.22 13.20 34.13 0.00 301 322 Peak 2 5870.25 51.36 106.53 -55.17 36.99 35.28 13.23 34.14 0.00 301 322 Peak 3 5924.07 51.28 68.89 -17.61 36.72 35.45 13.31 34.20 0.00 301 322 Peak 4 5935.77 52.97 68.20 -15.23 38.40 35.47 13.32 34.22 0.00 301 322 Peak	Blank

Mode	17	
	Harmonic	
	U-NII-3_5.725-5.85_802.11ac VHT40_CH151_5755MHz	
ANT	5+8	
Pol.	Horizontal	Vertical
Peak Avg	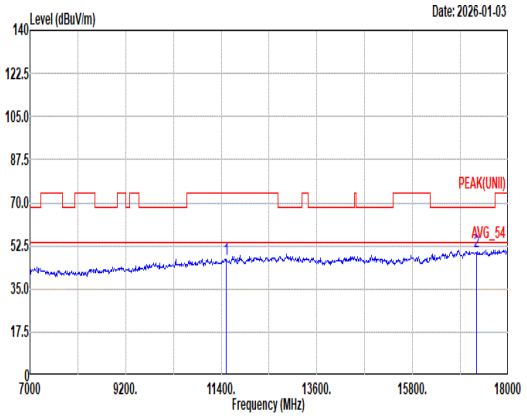 Site : 03CH07-HY Condition: PEAK(UNII) 3m HF_ANT_00075962 HORIZONTAL Freq Level Limit Line Margin Read Level Ant Factor Cable Loss Preamp Factor Aux Factor APos TPos Remark MHz dBuV/m dBuV/m dB dBuV dB/m dB dB dB cm deg 1 11510.00 46.87 74.00 -27.13 45.28 38.52 18.98 57.23 1.32 -- -- Peak 2 17265.00 49.94 68.20 -18.26 40.11 41.90 22.57 56.08 1.44 -- -- Peak	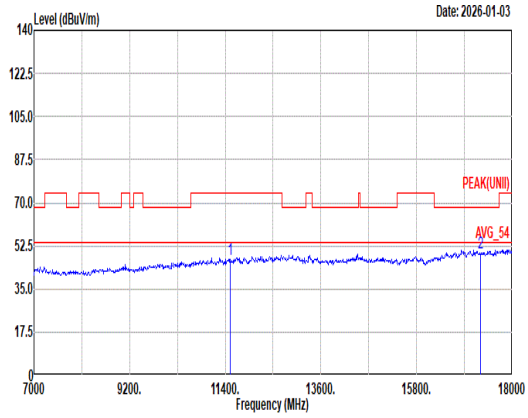 Site : 03CH07-HY Condition: PEAK(UNII) 3m HF_ANT_00075962 VERTICAL Freq Level Limit Line Margin Read Level Ant Factor Cable Loss Preamp Factor Aux Factor APos TPos Remark MHz dBuV/m dBuV/m dB dBuV dB/m dB dB dB cm deg 1 11510.00 47.24 74.00 -26.76 45.65 38.52 18.98 57.23 1.32 -- -- Peak 2 17265.00 49.64 68.20 -18.56 39.81 41.90 22.57 56.08 1.44 -- -- Peak

Mode	17	
	Harmonic	
	U-NII-3_5.725-5.85_802.11ac VHT40_CH151_5755MHz	
ANT	5+8	
Pol.	Horizontal	Vertical
14.47G ~14.5G Avg	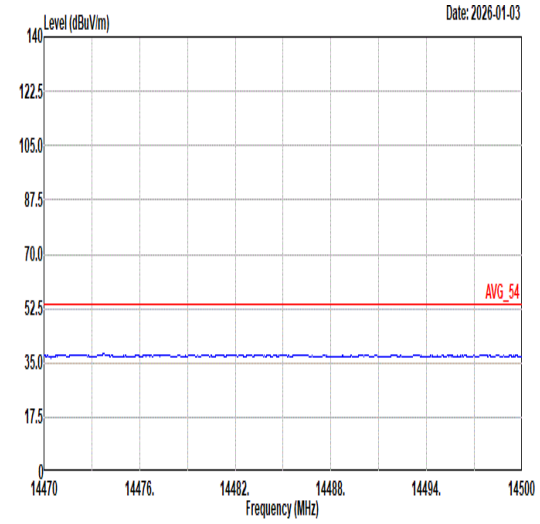 Site : 03CH07-HY Condition: AVG_54 3m HF_ANT_00075962 HORIZONTAL	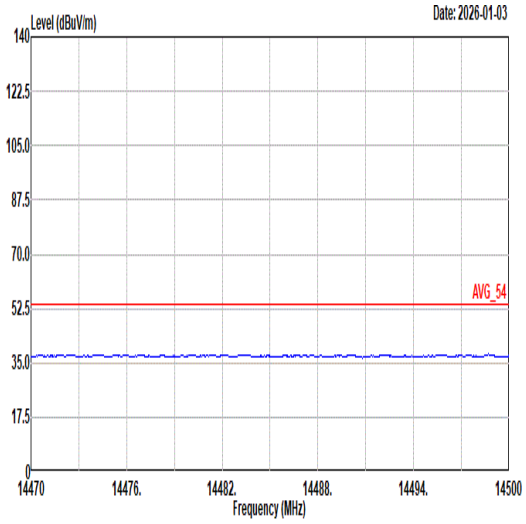 Site : 03CH07-HY Condition: AVG_54 3m HF_ANT_00075962 VERTICAL
17.7G ~18G Avg	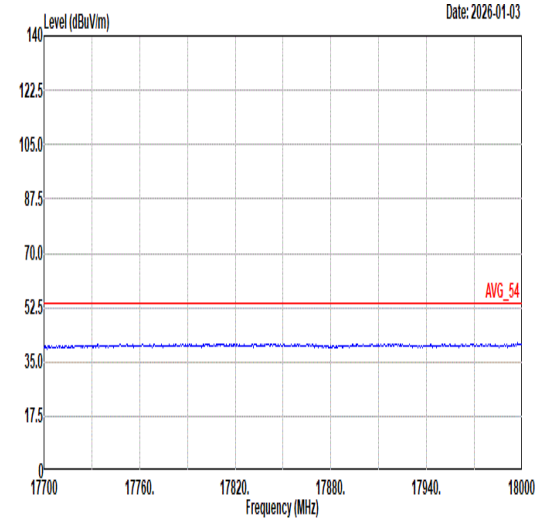 Site : 03CH07-HY Condition: AVG_54 3m HF_ANT_00075962 HORIZONTAL	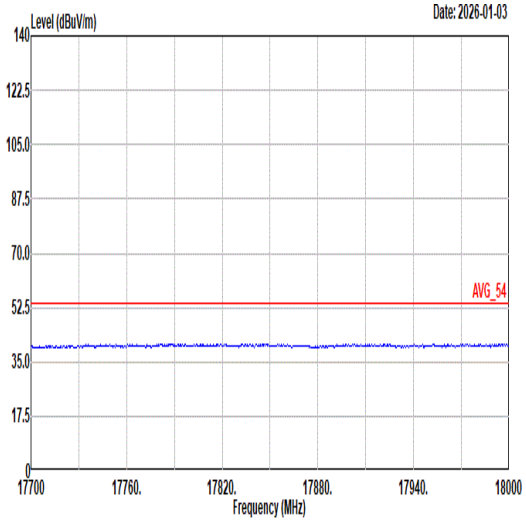 Site : 03CH07-HY Condition: AVG_54 3m HF_ANT_00075962 VERTICAL

Mode	18	
	Band Edge - L	
	U-NII-3_5.725-5.85_802.11ac VHT80_CH155_5775MHz	
ANT	5+8	
Pol.	Horizontal	Fundamental
Peak	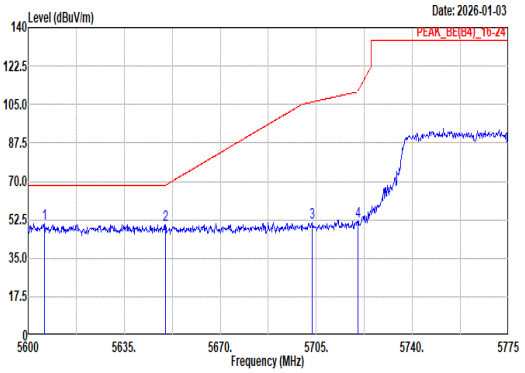 Site : 03CH07-HY Condition: PEAK_BE(B4)_16-24 3m HF_ANT_00075962 HORIZONTAL : RBW:1000.000kHz VBW:3000.000kHz SWT:Auto Freq Level Limit Line Margin Read Level Ant Factor Cable Loss Preamp Factor Aux Factor APos TPos Remark MHz dBuV/m dBuV/m dB dBuV dB/m dB dB dB cm deg 1 5605.95 50.78 68.20 -17.42 36.76 34.91 12.96 33.85 0.00 290 0 Peak 2 5650.05 50.35 68.24 -17.89 36.26 35.00 12.99 33.90 0.00 290 0 Peak 3 5703.43 51.24 106.16 -54.92 37.06 35.10 13.04 33.96 0.00 290 0 Peak 4 5720.05 51.86 110.91 -59.05 37.69 35.10 13.05 33.98 0.00 290 0 Peak	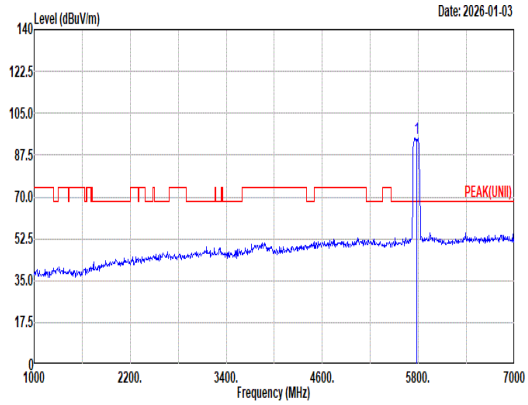 Site : 03CH07-HY Condition: PEAK(UNII) 3m HF_ANT_00075962 HORIZONTAL : RBW:1000.000kHz VBW:3000.000kHz SWT:Auto Freq Level Limit Line Margin Read Level Ant Factor Cable Loss Preamp Factor Aux Factor APos TPos Remark MHz dBuV/m dBuV/m dB dBuV dB/m dB dB dB cm deg 1 5775.00 94.40 ------ ------ 80.16 35.19 13.11 34.06 0.00 290 0 Peak
Avg	Blank	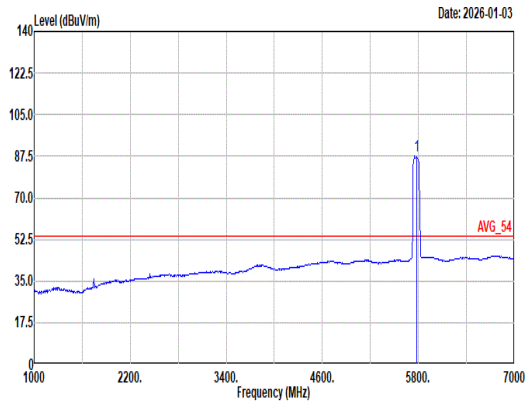 Site : 03CH07-HY Condition: AVG_54 3m HF_ANT_00075962 HORIZONTAL : RBW:1000.000kHz VBW:0.010kHz SWT:Auto Freq Level Limit Line Margin Read Level Ant Factor Cable Loss Preamp Factor Aux Factor APos TPos Remark MHz dBuV/m dBuV/m dB dBuV dB/m dB dB dB cm deg 1 5775.00 87.66 ------ ------ 73.49 35.10 13.08 34.01 0.00 290 0 Average

Mode	18	
	Band Edge - R	
	U-NII-3_5.725-5.85_802.11ac VHT80_CH155_5775MHz	
ANT	5+8	
Pol.	Horizontal	Fundamental
Peak	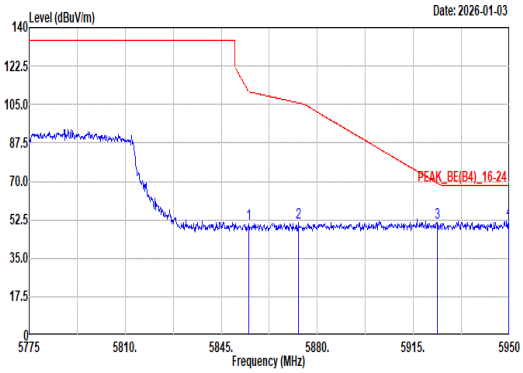 Site : 03CH07-HY Condition: PEAK_BE(B4)_16-24 3m HF_ANT_00075962 HORIZONTAL : RBW:1000.000kHz VBW:3000.000kHz SWT:Auto Limit Read Ant Cable Preamp Aux APos TPos Freq Level Line Margin Level Factor Loss Factor Factor Remark MHz dBuV/m dBuV/m dB dBuV dB/m dB dB dB cm deg 1 5854.98 50.80 110.86 -60.06 36.51 35.22 13.20 34.13 0.00 290 0 Peak 2 5873.18 51.15 105.71 -54.56 36.78 35.29 13.23 34.15 0.00 290 0 Peak 3 5923.75 51.08 69.12 -18.04 36.52 35.45 13.31 34.20 0.00 290 0 Peak 4 5949.83 52.08 68.20 -16.12 37.47 35.50 13.34 34.23 0.00 290 0 Peak	Blank

Mode	18	
	Band Edge - L	
	U-NII-3_5.725-5.85_802.11ac VHT80_CH155_5775MHz	
ANT	5+8	
Pol.	Vertical	Fundamental
Peak	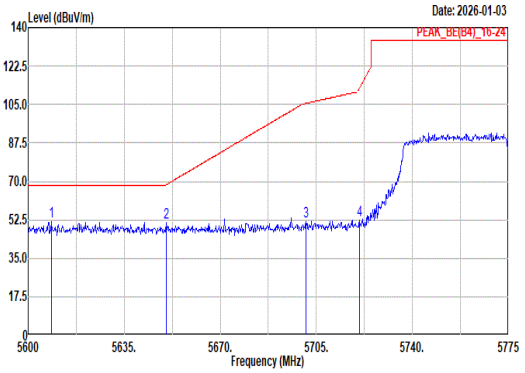 Site : 03CH07-HY Condition: PEAK_BE(B4)_16-24 3m HF_ANT_00075962 VERTICAL : RBW:1000.000kHz VBW:3000.000kHz SWT:Auto Freq Level Limit Line Margin Read Level Ant Factor Cable Loss Preamp Factor Aux Factor APos TPos Remark MHz dBuV/m dBuV/m dB dBuV dB/m dB dB dB cm deg 1 5608.40 51.92 68.20 -16.28 37.89 34.92 12.96 33.85 0.00 245 322 Peak 2 5650.23 51.11 68.37 -17.26 37.02 35.00 12.99 33.90 0.00 245 322 Peak 3 5701.33 51.93 105.57 -53.64 37.75 35.10 13.04 33.96 0.00 245 322 Peak 4 5720.75 52.13 112.51 -60.38 37.96 35.10 13.05 33.98 0.00 245 322 Peak	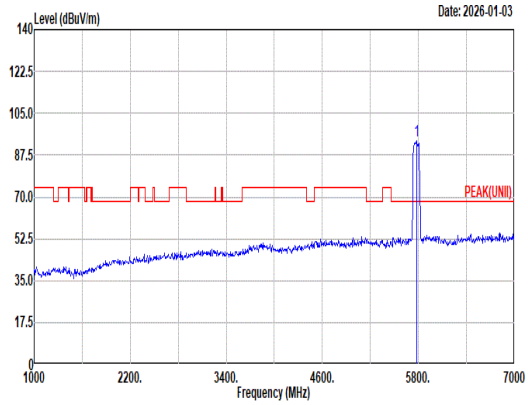 Site : 03CH07-HY Condition: PEAK(UNII) 3m HF_ANT_00075962 VERTICAL : RBW:1000.000kHz VBW:3000.000kHz SWT:Auto Freq Level Limit Line Margin Read Level Ant Factor Cable Loss Preamp Factor Aux Factor APos TPos Remark MHz dBuV/m dBuV/m dB dBuV dB/m dB dB dB cm deg 1 5775.00 93.35 ------ ------ 79.14 35.15 13.10 34.04 0.00 245 322 Peak
Avg	Blank	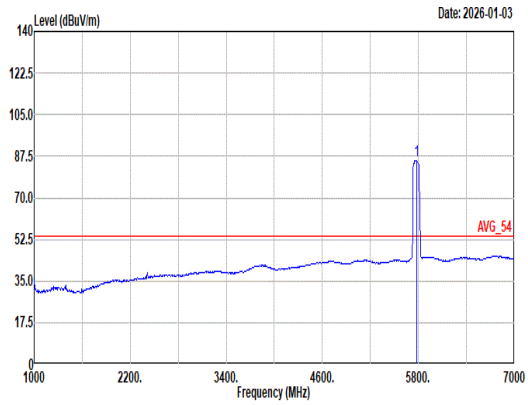 Site : 03CH07-HY Condition: AVG_54 3m HF_ANT_00075962 VERTICAL : RBW:1000.000kHz VBW:0.010kHz SWT:Auto Freq Level Limit Line Margin Read Level Ant Factor Cable Loss Preamp Factor Aux Factor APos TPos Remark MHz dBuV/m dBuV/m dB dBuV dB/m dB dB dB cm deg 1 5775.00 85.56 ------ ------ 71.36 35.14 13.09 34.03 0.00 245 322 Average

Mode	18	
	Band Edge - R	
	U-NII-3_5.725-5.85_802.11ac VHT80_CH155_5775MHz	
ANT	5+8	
Pol.	Vertical	Fundamental
Peak	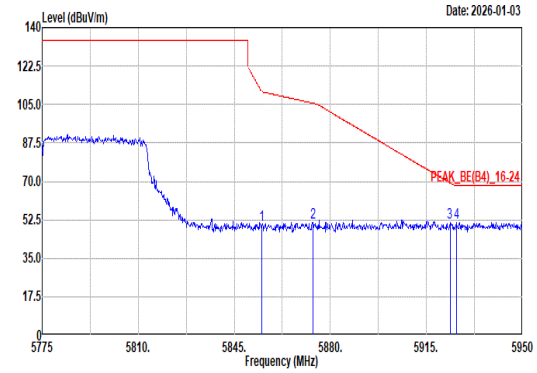 Site : 03CH07-HY Condition: PEAK_BE(B4)_16-24 3m HF_ANT_00075962 VERTICAL : RBW:1000.000kHz VBW:3000.000kHz SWT:Auto Freq Level Limit Line Margin Read Level Ant Factor Cable Loss Preamp Factor Aux Factor APos TPos Remark MHz dBuV/m dBuV/m dB dBuV dB/m dB dB dB cm deg 1 5854.98 50.33 110.86 -60.53 36.04 35.22 13.20 34.13 0.00 245 322 Peak 2 5873.70 51.25 105.56 -54.31 36.88 35.29 13.23 34.15 0.00 245 322 Peak 3 5923.58 51.40 69.25 -17.85 36.84 35.45 13.31 34.20 0.00 245 322 Peak 4 5925.85 51.26 68.20 -16.94 36.71 35.45 13.31 34.21 0.00 245 322 Peak	Blank

Mode	18	
	Harmonic	
	U-NII-3_5.725-5.85_802.11ac VHT80_CH155_5775MHz	
ANT	5+8	
Pol.	Horizontal	Vertical
Peak Avg	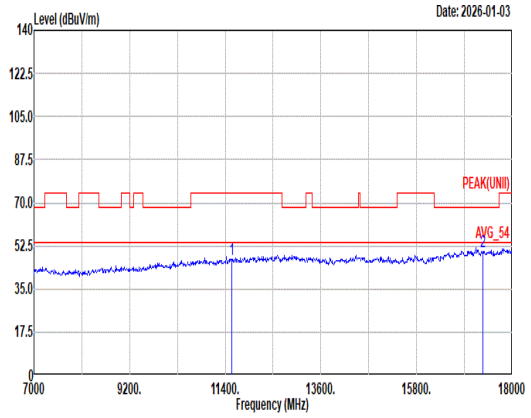 Site : 03CH07-HY Condition: PEAK(UNII) 3m HF_ANT_00075962 HORIZONTAL Freq Level Limit Line Margin Read Level Ant Factor Cable Loss Preamp Factor Aux Factor APos TPos Remark MHz dBuV/m dBuV/m dB dBuV dB/m dB dB dB cm deg 1 11550.00 47.18 74.00 -26.82 45.39 38.60 19.01 57.15 1.33 -- -- Peak 2 17325.00 50.25 68.20 -17.95 40.64 41.70 22.62 56.16 1.45 -- -- Peak	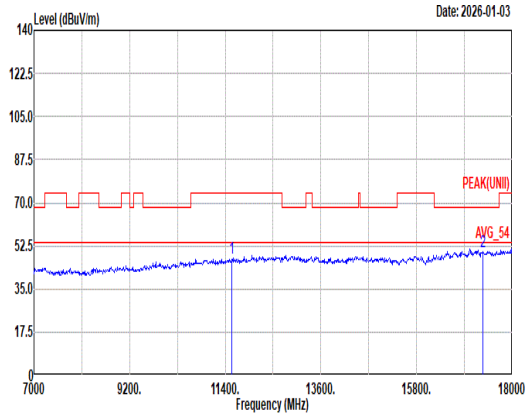 Site : 03CH07-HY Condition: PEAK(UNII) 3m HF_ANT_00075962 VERTICAL Freq Level Limit Line Margin Read Level Ant Factor Cable Loss Preamp Factor Aux Factor APos TPos Remark MHz dBuV/m dBuV/m dB dBuV dB/m dB dB dB cm deg 1 11550.00 47.55 74.00 -26.45 45.76 38.60 19.01 57.15 1.33 -- -- Peak 2 17325.00 50.21 68.20 -17.99 40.60 41.70 22.62 56.16 1.45 -- -- Peak

Mode	18	
	Harmonic	
	U-NII-3_5.725-5.85_802.11ac VHT80_CH155_5775MHz	
ANT	5+8	
Pol.	Horizontal	Vertical
14.47G ~14.5G Avg	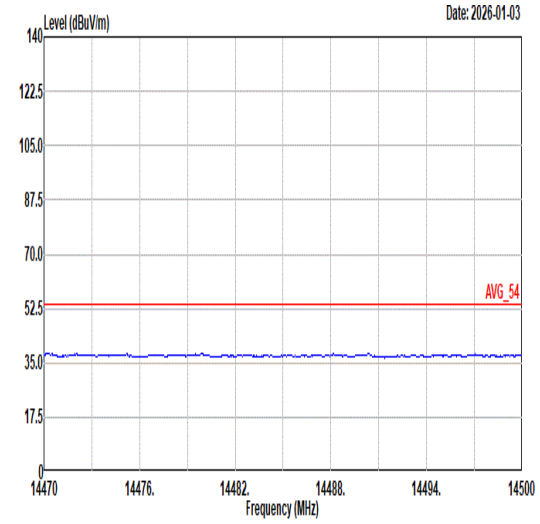 Site : 03CH07-HY Condition: AVG_54 3m HF_ANT_00075962 HORIZONTAL	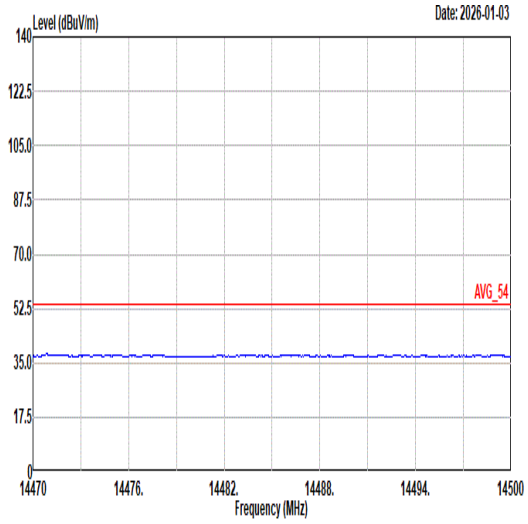 Site : 03CH07-HY Condition: AVG_54 3m HF_ANT_00075962 VERTICAL
17.7G ~18G Avg	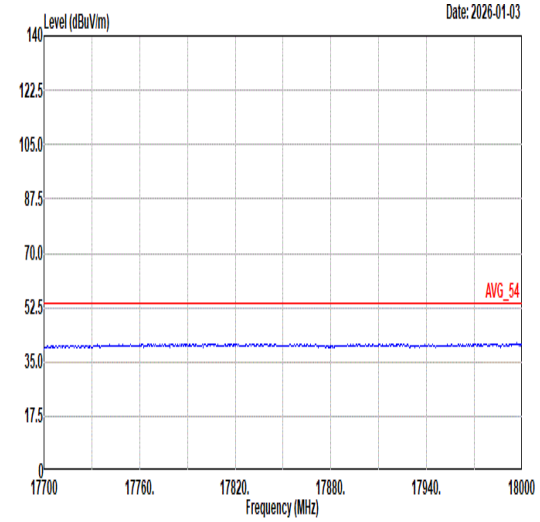 Site : 03CH07-HY Condition: AVG_54 3m HF_ANT_00075962 HORIZONTAL	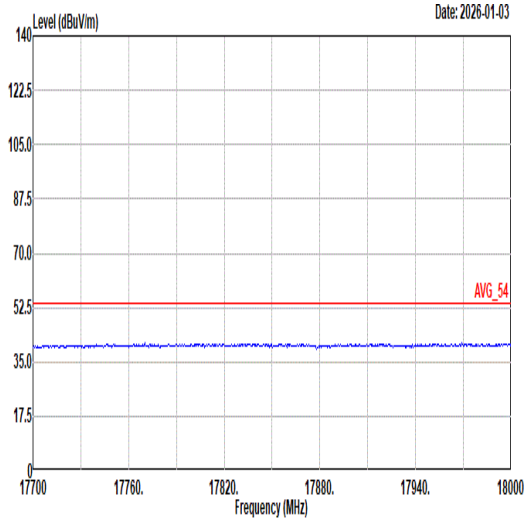 Site : 03CH07-HY Condition: AVG_54 3m HF_ANT_00075962 VERTICAL

Mode	19	
	LF	
	U-NII-3_5.725-5.85_802.11be EHT40_CH151_Full RU_5755MHz	
ANT	5+8	
Pol.	Horizontal	Vertical
QP/ Peak	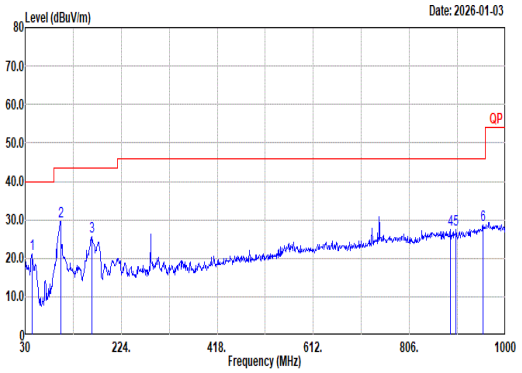 Site : 03CH07-HY Condition: QP 3m Bilog_35419 HORIZONTAL	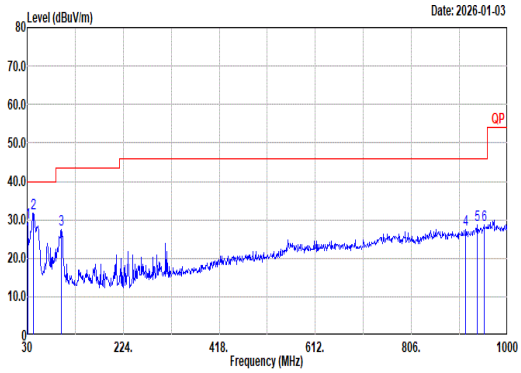 Site : 03CH07-HY Condition: QP 3m Bilog_35419 VERTICAL

Horizontal:

	Freq	Level	Limit Line	Margin	Read Level	Ant Factor	Cable Loss	Preamp Factor	Aux Factor	APos	TPos	Remark
	MHz	dBuV/m	dBuV/m	dB	dBuV	dB/m	dB	dB	dB	cm	deg	
1	43.58	21.10	40.00	-18.90	32.21	17.71	1.21	30.03	0.00	--	--	Peak
2	101.78	29.71	43.50	-13.79	41.51	16.32	1.81	29.93	0.00	--	--	Peak
3	164.83	25.55	43.50	-17.95	37.07	16.05	2.26	29.83	0.00	--	--	Peak
4	889.42	27.58	46.00	-18.42	22.61	28.99	5.11	29.13	0.00	--	--	Peak
5	900.09	27.59	46.00	-18.41	22.57	28.99	5.13	29.10	0.00	--	--	Peak
6	954.41	28.71	46.00	-17.29	21.33	30.77	5.34	28.73	0.00	--	--	Peak

Vertical:

	Freq	Level	Limit Line	Margin	Read Level	Ant Factor	Cable Loss	Preamp Factor	Aux Factor	APos	TPos	Remark
	MHz	dBuV/m	dBuV/m	dB	dBuV	dB/m	dB	dB	dB	cm	deg	
1	30.97	29.41	40.00	-10.59	34.72	23.64	1.04	29.99	0.00	--	--	Peak
2	42.61	31.77	40.00	-8.23	42.39	18.21	1.20	30.03	0.00	--	--	Peak
3	98.87	27.35	43.50	-16.15	39.59	15.91	1.79	29.94	0.00	--	--	Peak
4	915.61	27.57	46.00	-18.43	22.31	29.06	5.19	28.99	0.00	--	--	Peak
5	938.89	28.55	46.00	-17.45	22.12	29.99	5.28	28.84	0.00	--	--	Peak
6	952.47	28.81	46.00	-17.19	21.48	30.74	5.33	28.74	0.00	--	--	Peak

Mode	20	
	SHF	
	U-NII-3_5.725-5.85_802.11be EHT40_CH151_Full RU_5755MHz	
ANT	5+8	
Pol.	Horizontal	Vertical
Peak	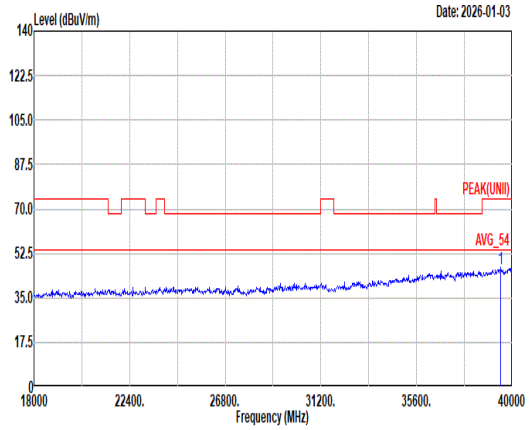 Site : 03CH07-HY Condition: PEAK(UNII) 1m SHF-EHF_9170991 HORIZONTAL Freq Level Limit Line Margin Read Level Ant Factor Cable Loss Preamp Factor Aux Factor APos TPos Remark MHz dBuV/m dBuV/m dB dBuV dB/m dB dB dB cm deg 1 39482.54 46.34 74.00 -27.66 45.03 45.26 24.82 59.23 -9.54 -- -- PEAK	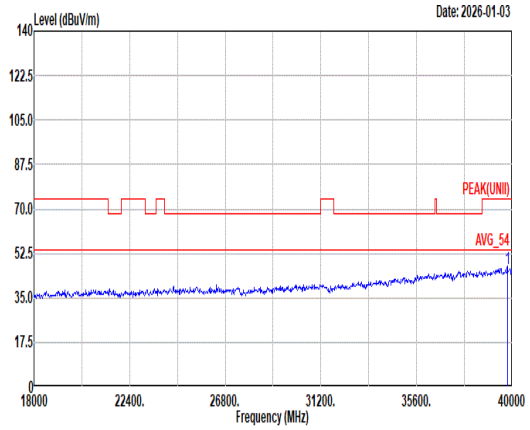 Site : 03CH07-HY Condition: PEAK(UNII) 1m SHF-EHF_9170991 VERTICAL Freq Level Limit Line Margin Read Level Ant Factor Cable Loss Preamp Factor Aux Factor APos TPos Remark MHz dBuV/m dBuV/m dB dBuV dB/m dB dB dB cm deg 1 39790.83 46.46 74.00 -27.54 44.55 45.16 24.91 58.62 -9.54 -- -- PEAK

Appendix D. Duty Cycle Plots

<For Radiated Spurious Emission test>

Antenna	Band	Duty Cycle (%)	T(us)	1/T(kHz)	VBW Setting
5+8	802.11a	99.24	-	-	10Hz
5+8	5GHz 802.11ac VHT20	99.58	-	-	10Hz
5+8	5GHz 802.11ac VHT40	99.56	-	-	10Hz
5+8	5GHz 802.11ac VHT80	99.69	-	-	10Hz
5+8	5GHz 802.11be EHT20 Full RU	99.63	-	-	10Hz
5+8	5GHz 802.11be EHT20 106 RU	96.36	4765	0.21	300Hz
5+8	5GHz 802.11be EHT20 52+26 RU	96.02	5060	0.20	300Hz
5+8	5GHz 802.11be EHT20 106+26 RU	96.98	4810	0.21	300Hz
5+8	5GHz 802.11be EHT40 Full RU	99.69	-	-	10Hz
5+8	5GHz 802.11be EHT40 242 RU	93.69	2733	0.37	1kHz
5+8	5GHz 802.11be EHT80 Full RU	99.63	-	-	10Hz
5+8	5GHz 802.11be EHT80 484 RU	94.48	1403	0.71	1kHz
5+8	5GHz 802.11be EHT80 484+242 RU	99.63	-	-	10Hz

MIMO <Ant. 5+8>

802.11a

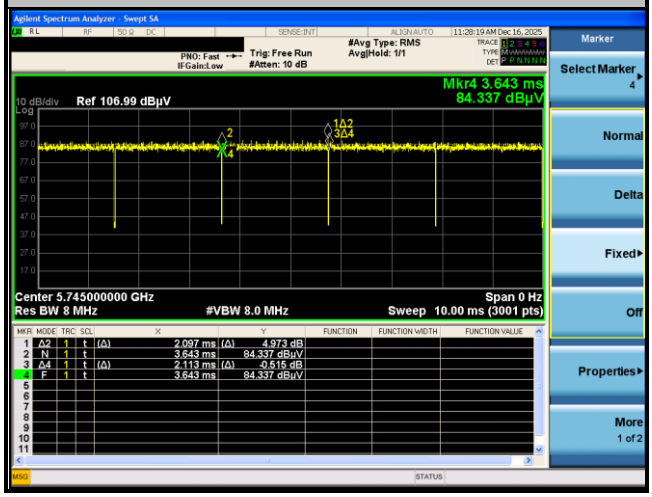

802.11ac VHT20

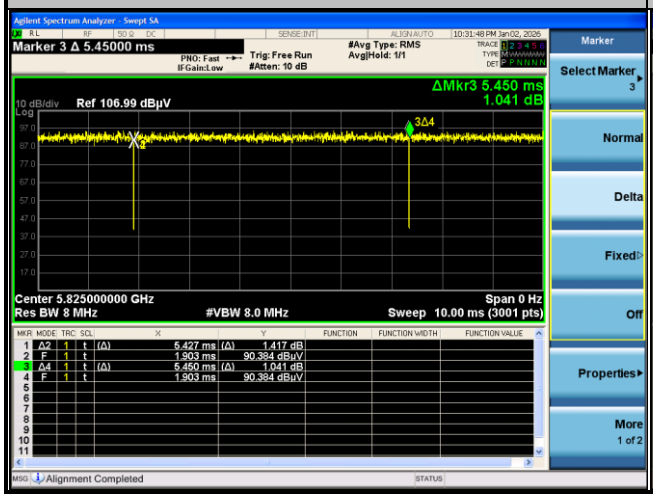

802.11ac VHT40

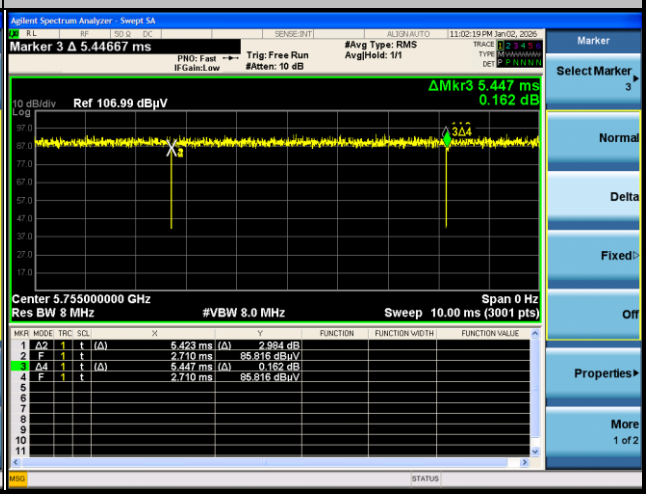

802.11ac VHT80

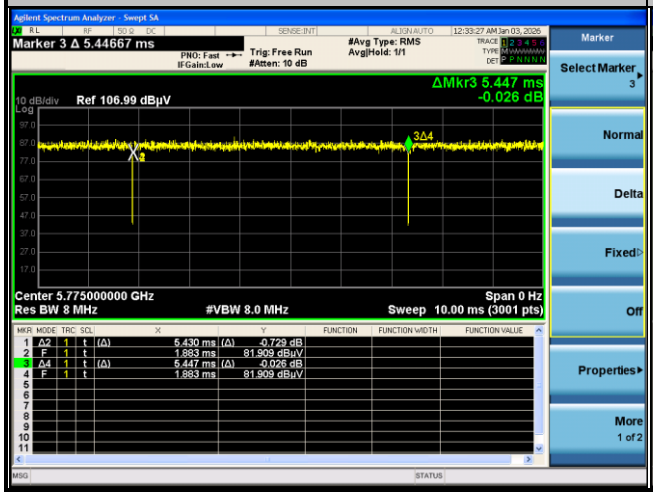

802.11be EHT20

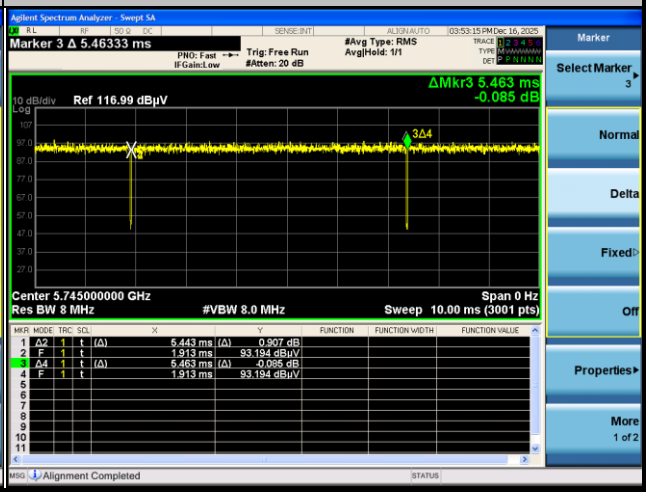

802.11be EHT20 106RU

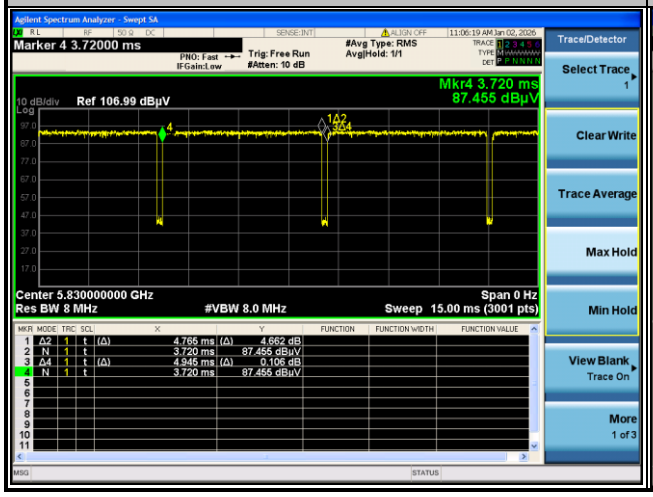

802.11be EHT20 52+26RU

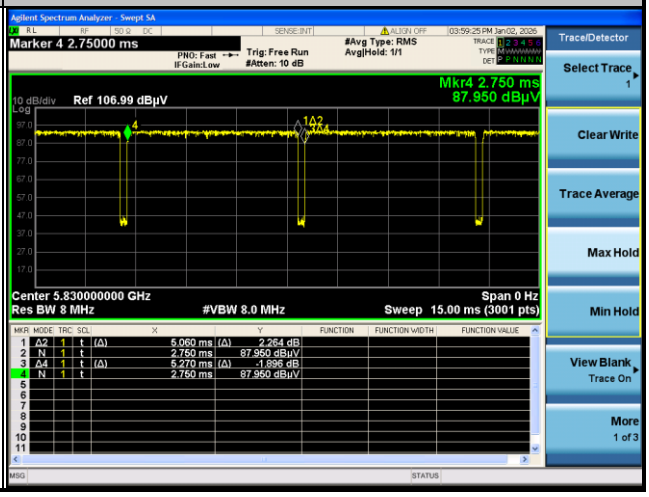

802.11be EHT20 106+26RU

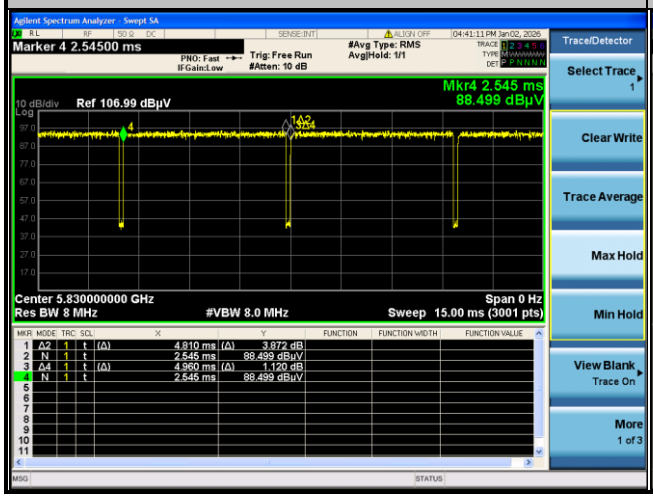

802.11be EHT40

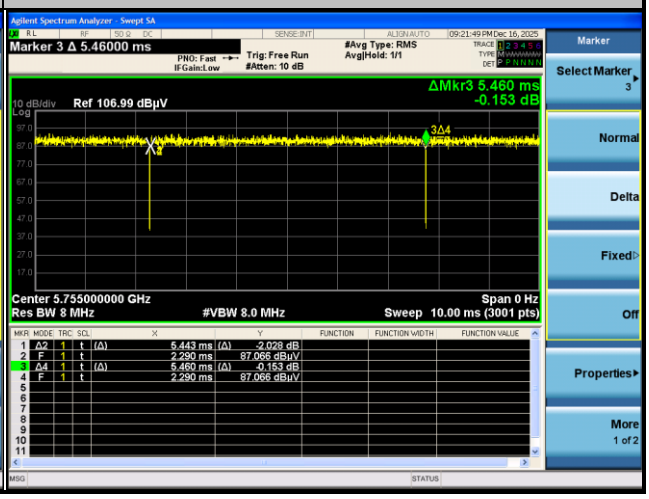

802.11be EHT40 242RU

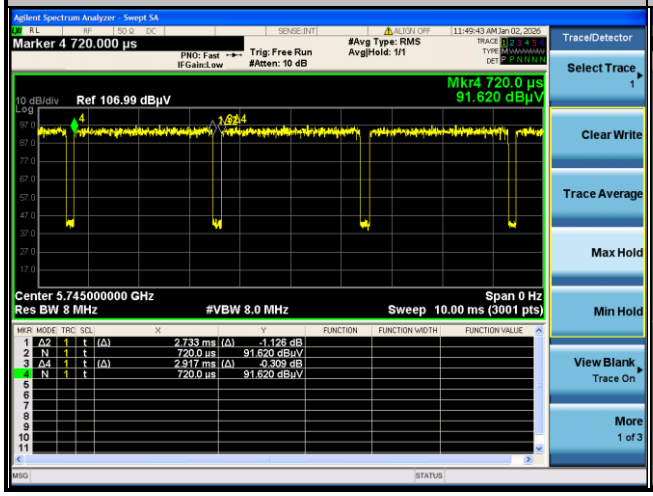

802.11be EHT80

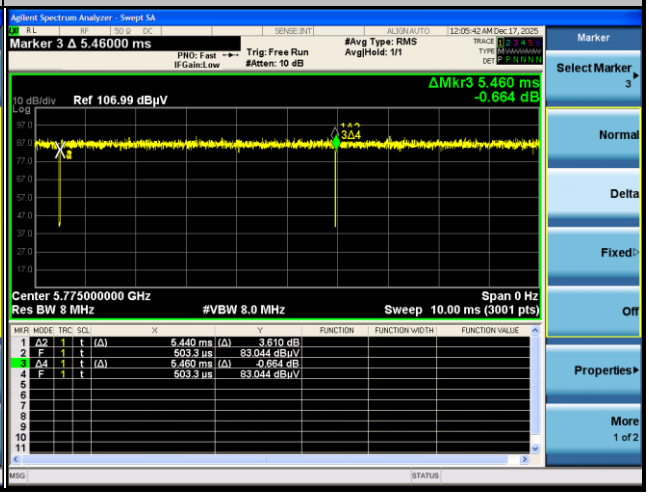

802.11be EHT80 484RU

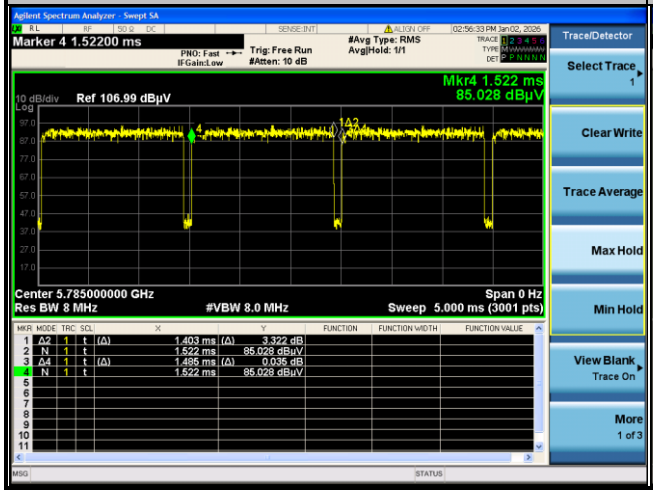

802.11be EHT80 484+242RU

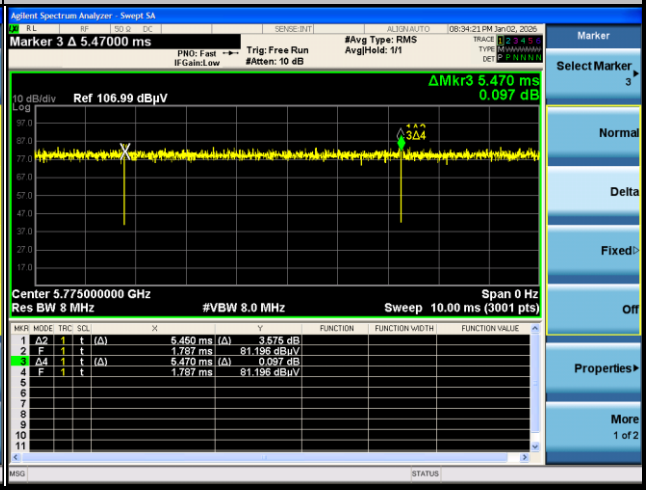

<For Conducted test>

Antenna	Band	Duty Cycle (%)	T(us)
5	802.11a	99.24	2097.00
8	802.11a	99.15	2096.00
5	802.11an HT20	100.00	-
8	802.11an HT20	100.00	-
5	802.11an HT40	100.00	-
8	802.11an HT40	100.00	-
5	802.11ac VHT20	99.63	5433.00
8	802.11ac VHT20	99.63	5434.00
5	802.11ac VHT40	99.63	5427.00
8	802.11ac VHT40	99.76	5434.00
5	802.11ac VHT80	99.63	5434.00
8	802.11ac VHT80	99.63	5427.00
5	802.11ax HE20	99.76	5454.00
8	802.11ax HE20	99.76	5460.00
5	802.11ax HE20 26 RU	95.96	5086.00
8	802.11ax HE20 26 RU	95.96	5086.00
5	802.11ax HE20 52 RU	95.97	5074.00
8	802.11ax HE20 52 RU	95.98	5080.00
5	802.11ax HE20 106 RU	96.50	4773.00
8	802.11ax HE20 106 RU	96.50	4774.00
5	802.11ax HE40	99.63	5453.00
8	802.11ax HE40	99.74	5453.00
5	802.11ax HE40 242 RU	94.74	2736.00
8	802.11ax HE40 242 RU	94.74	2736.00
5	802.11ax HE80	99.63	5453.00
8	802.11ax HE80	99.63	5453.00
5	802.11ax HE80 484 RU	94.61	1405.00
8	802.11ax HE80 484 RU	94.62	1406.00

Antenna	Band	Duty Cycle (%)	T(us)
5	802.11be EHT20 Full RU	99.76	5453.00
8	802.11be EHT20 Full RU	99.63	5447.00
5	802.11be EHT20 26 RU	96.22	5094.00
8	802.11be EHT20 26 RU	96.22	5093.00
5	802.11be EHT20 52 RU	95.97	5067.00
8	802.11be EHT20 52 RU	95.97	5074.00
5	802.11be EHT20 106 RU	96.48	4766.00
8	802.11be EHT20 106RU	96.50	4773.00
5	802.11be EHT20 52+26 RU	95.47	5060.00
8	802.11be EHT20 52+26 RU	95.97	5067.00
5	802.11be EHT20 106+26 RU	97.04	4813.00
8	802.11be EHT20 106+26 RU	97.17	4813.00
5	802.11be EHT40 Full RU	99.76	5454.00
8	802.11be EHT40 Full RU	99.63	5446.00
5	802.11be EHT40 242 RU	94.74	2736.00
8	802.11be EHT40 242 RU	94.74	2736.00
5	802.11be EHT80 Full RU	99.74	5453.00
8	802.11be EHT80 Full RU	99.76	5453.00
5	802.11be EHT80 484 RU	94.55	1405.00
8	802.11be EHT80 484 RU	94.61	1405.00
5	802.11be EHT80 Puncture 20	99.74	5446.00
8	802.11be EHT80 Puncture 20	99.63	5447.00

<Ant. 5>

802.11a

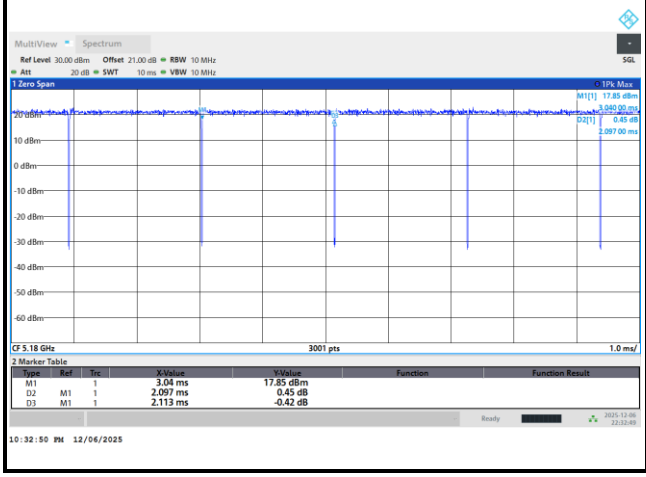

<Ant. 6>

802.11a

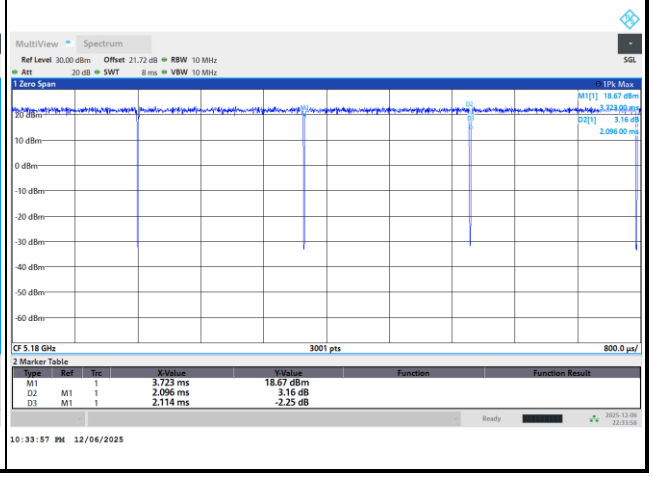

802.11an HT20

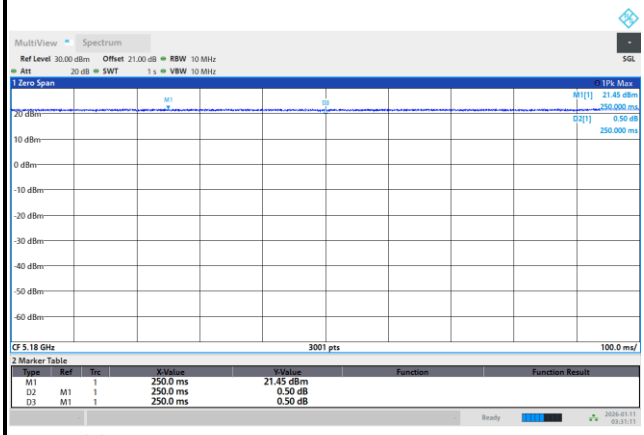

802.11an HT20

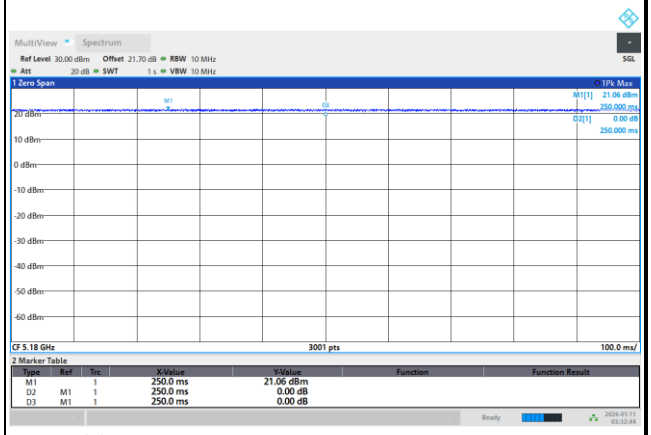

802.11an HT40

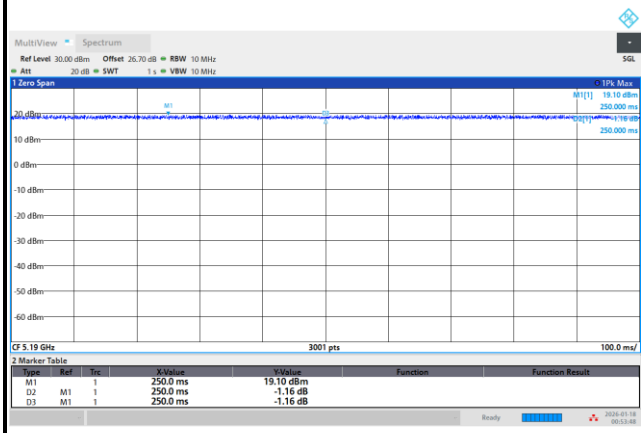

802.11an HT40

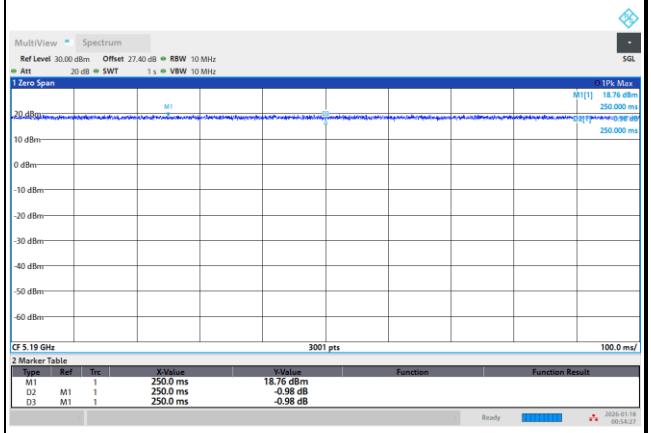

<Ant. 5>

802.11ac VHT20

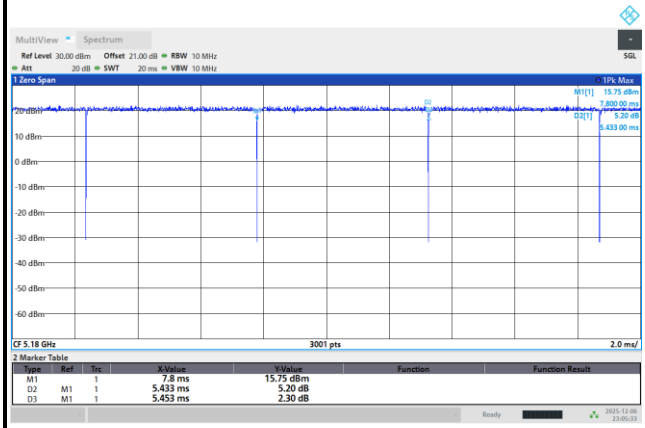

<Ant. 6>

802.11ac VHT20

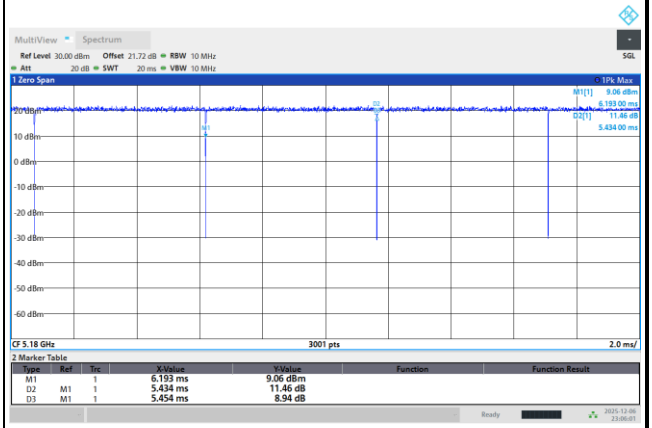

802.11ac VHT40

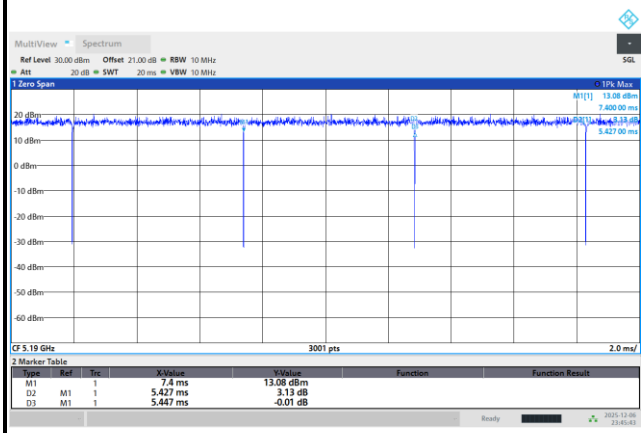

802.11ac VHT40

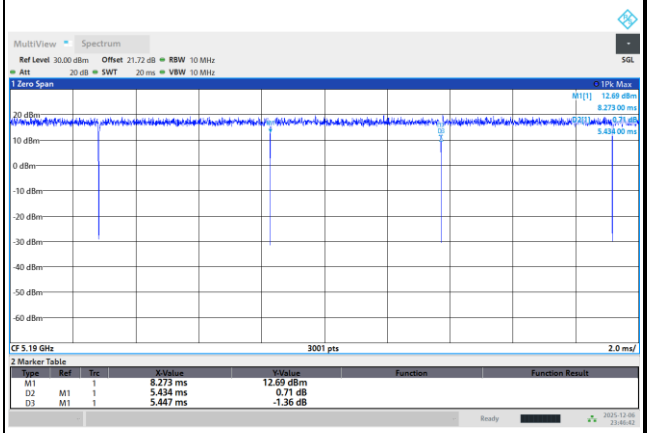

802.11ax HE20 Full RU

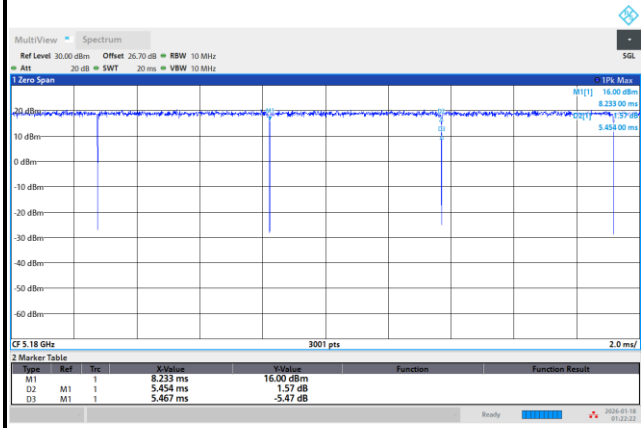

802.11ax HE20 Full RU

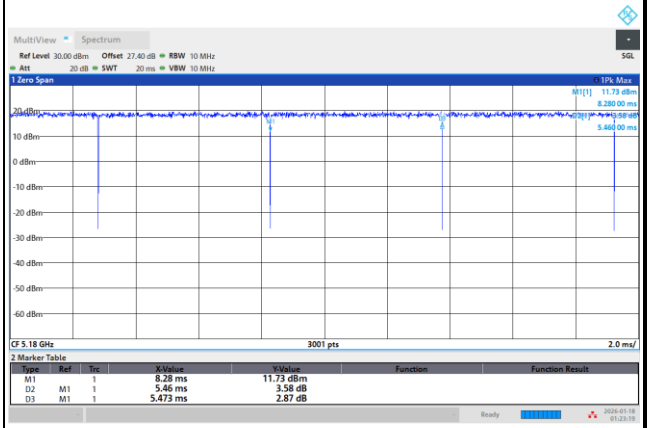

<Ant. 5>

802.11ax HE20 26 RU

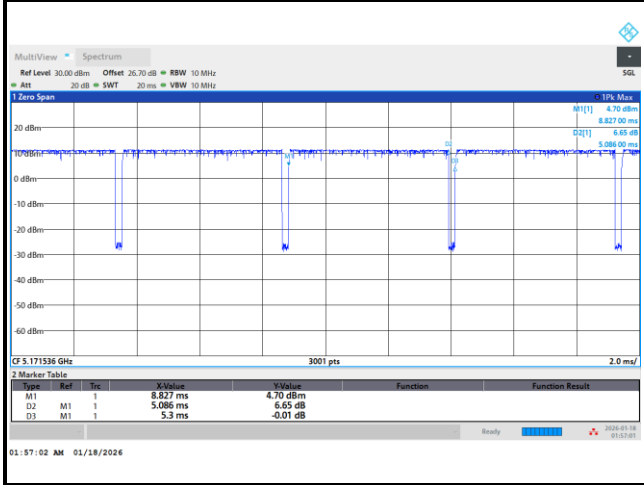

<Ant. 6>

802.11ax HE20 26 RU

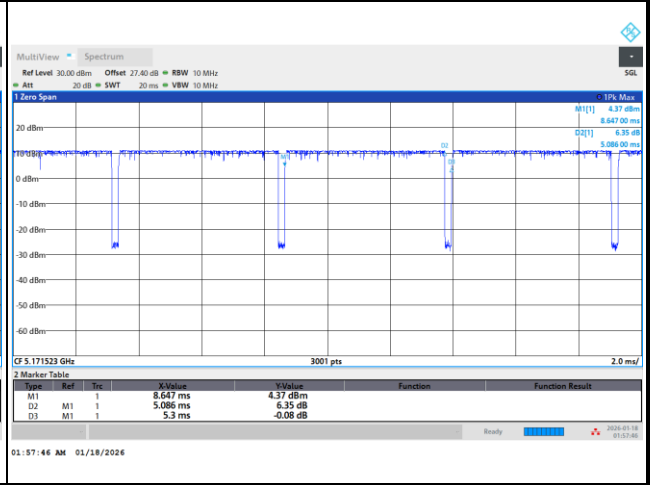

802.11ax HE20 52 RU

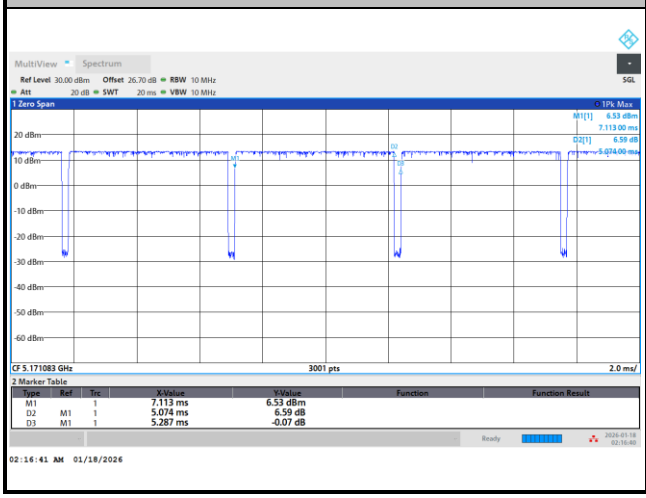

802.11ax HE20 52 RU

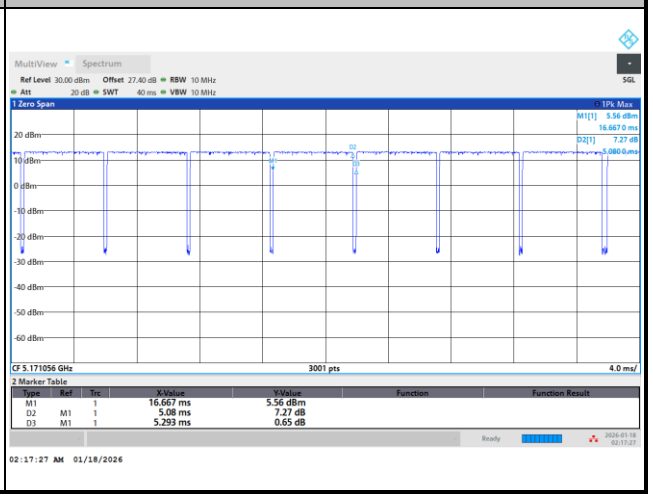

802.11ax HE20 106 RU

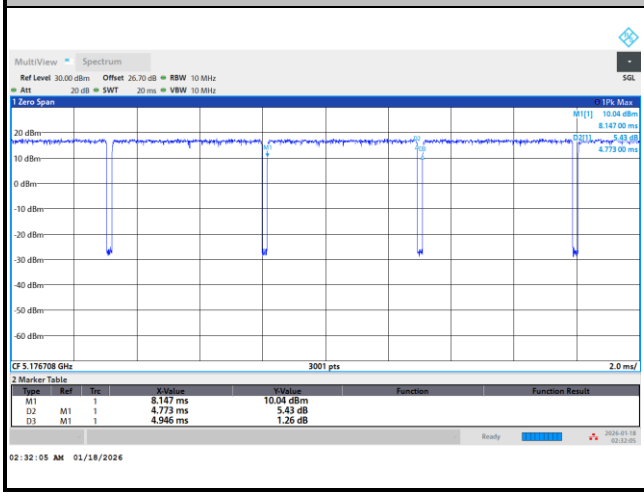

802.11ax HE20 106 RU

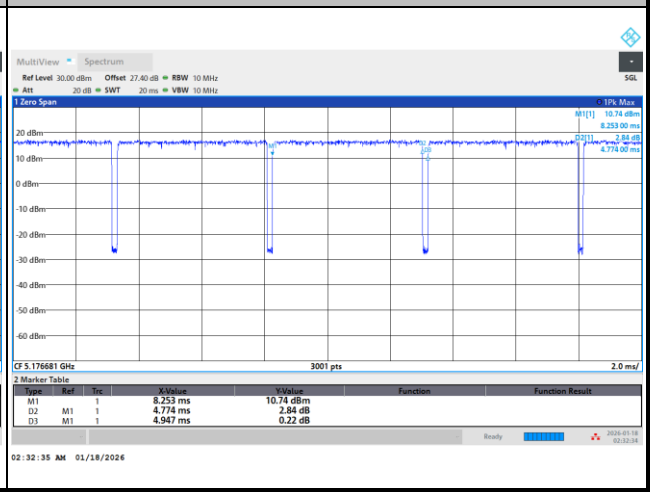

<Ant. 5>

802.11ax HE40 Full RU

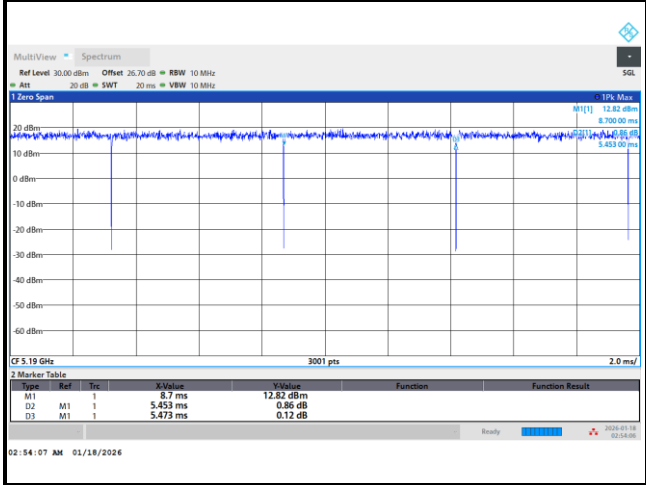

<Ant. 6>

802.11ax HE40 Full RU

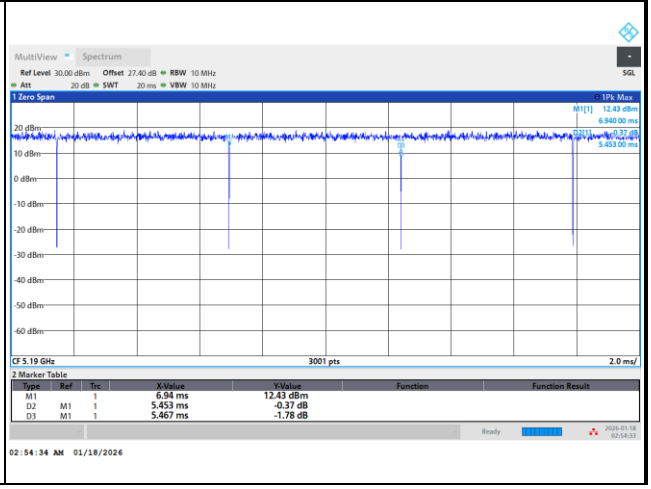

802.11ax HE40 242 RU

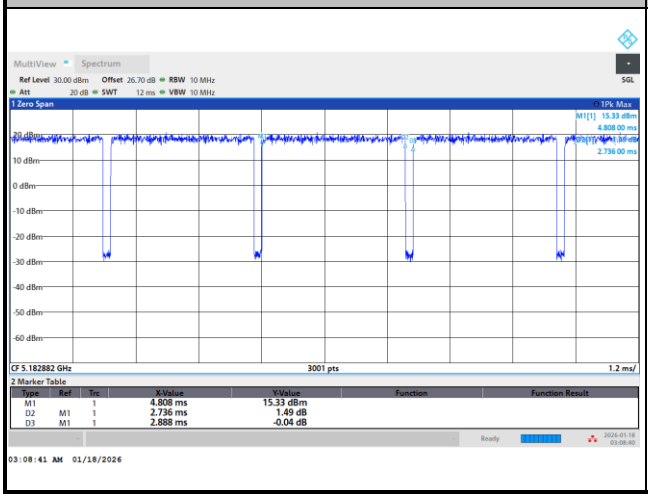

802.11ax HE40 242 RU

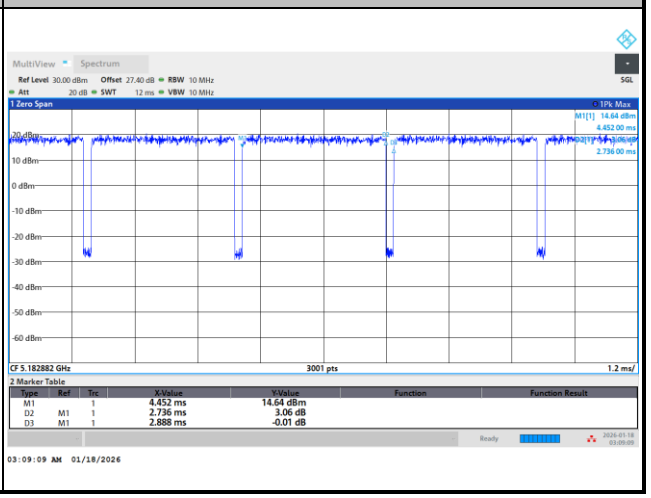

802.11ax HE80 Full RU

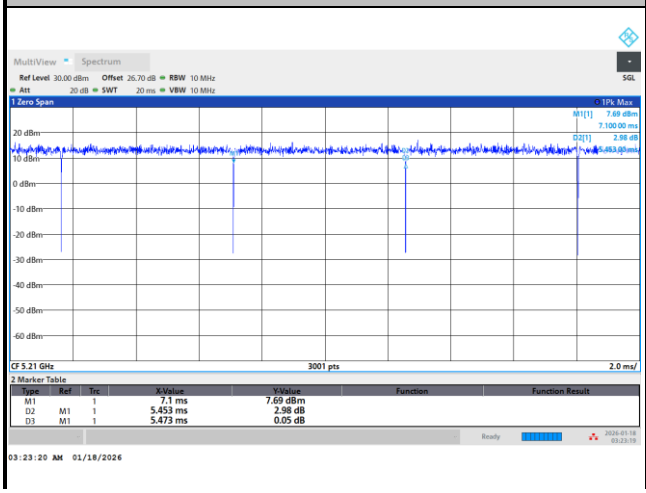

802.11ax HE80 Full RU

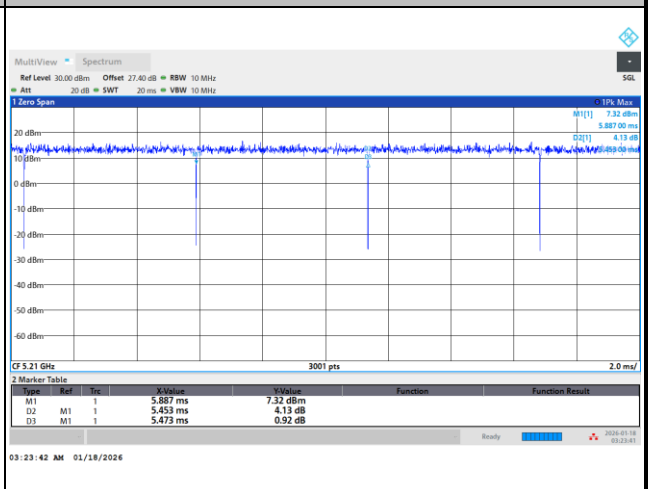

<Ant. 5>

802.11ax HE80 484 RU

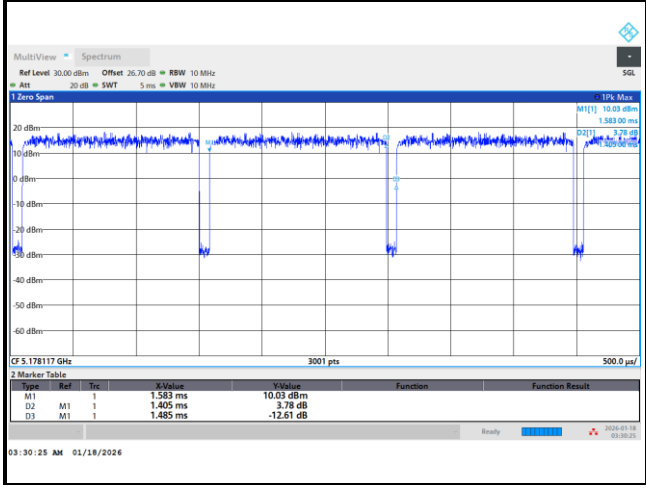

<Ant. 6>

802.11ax HE80 484 RU

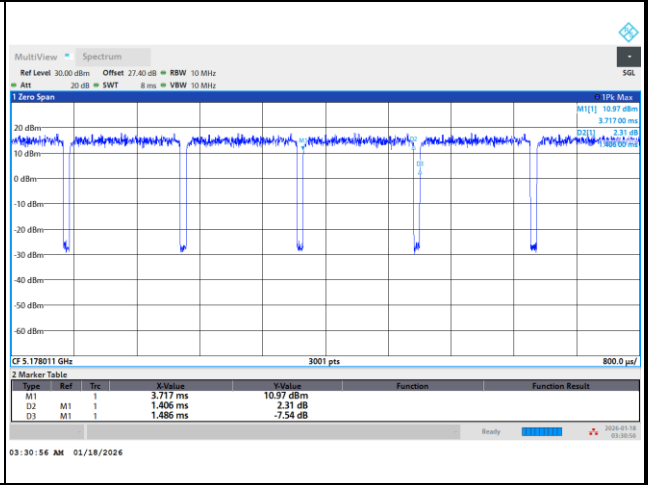

802.11be EHT20 Full RU

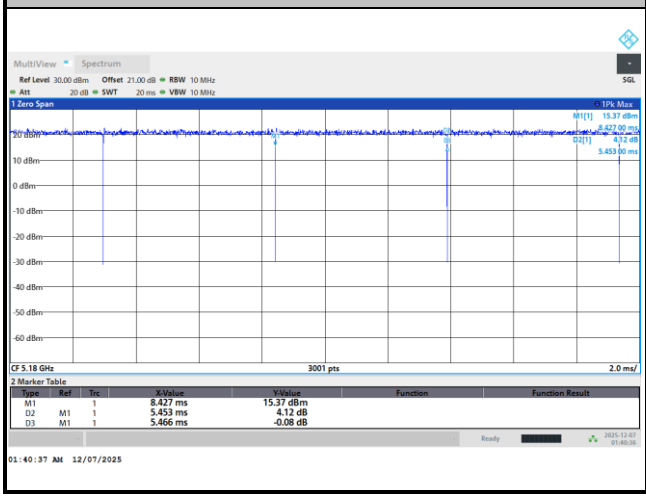

802.11be EHT20 Full RU

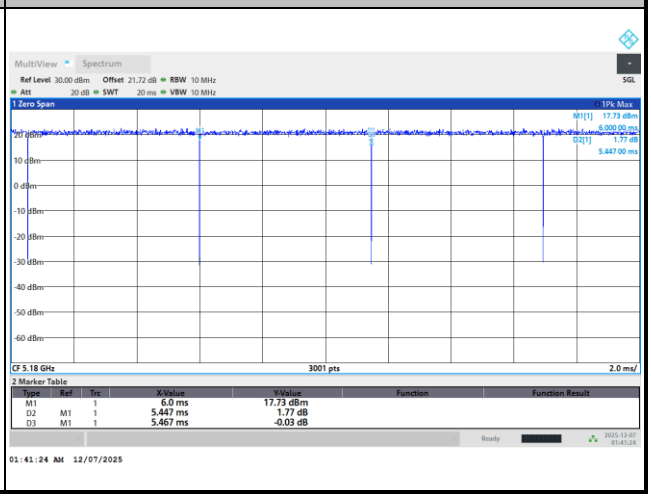

802.11be EHT20 26 RU

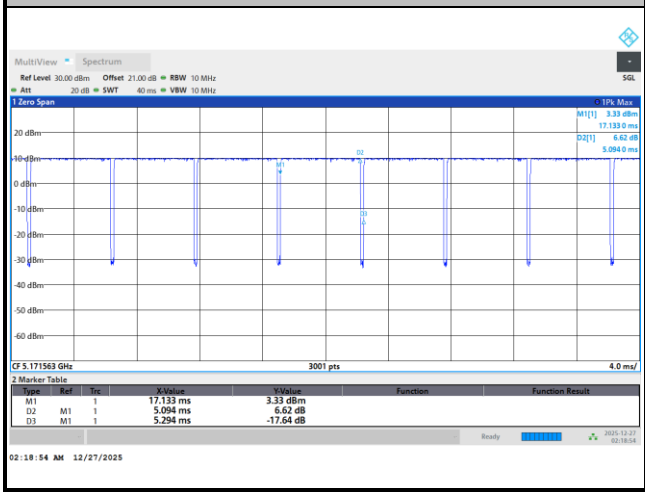

802.11be EHT20 26 RU

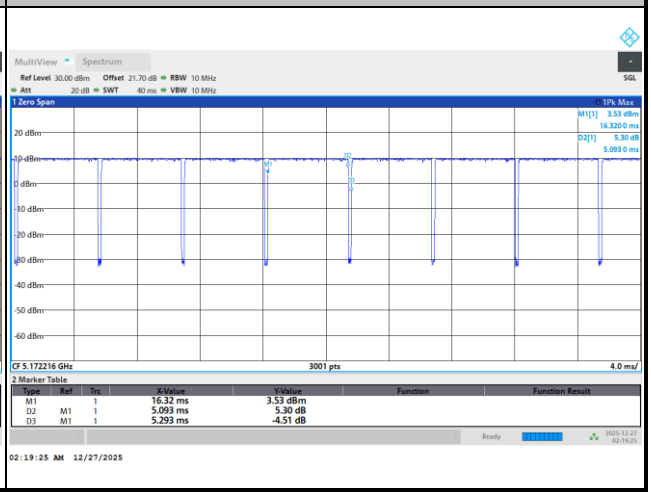

<Ant. 5>

802.11be EHT20 52 RU

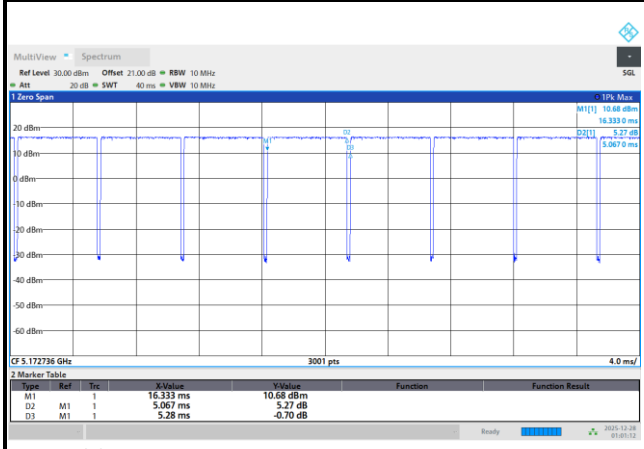

802.11be EHT20 106 RU

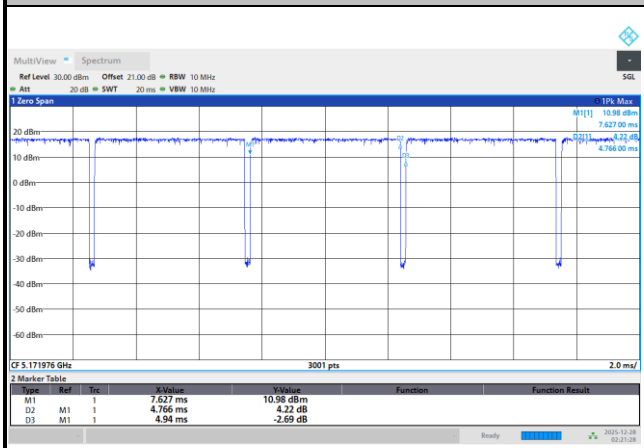

802.11be EHT20 52+26RU

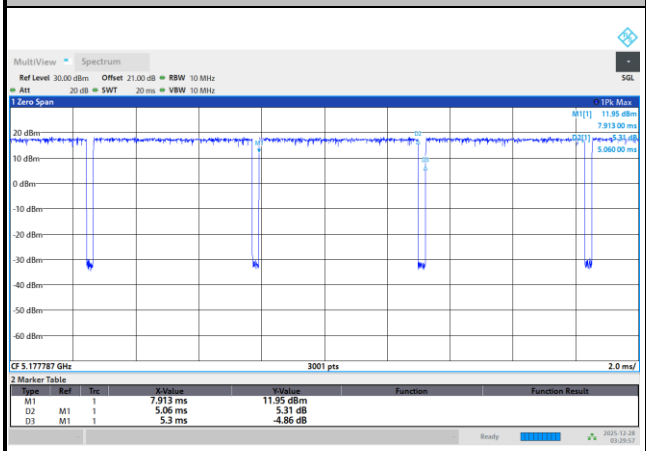

<Ant. 6>

802.11be EHT20 52 RU

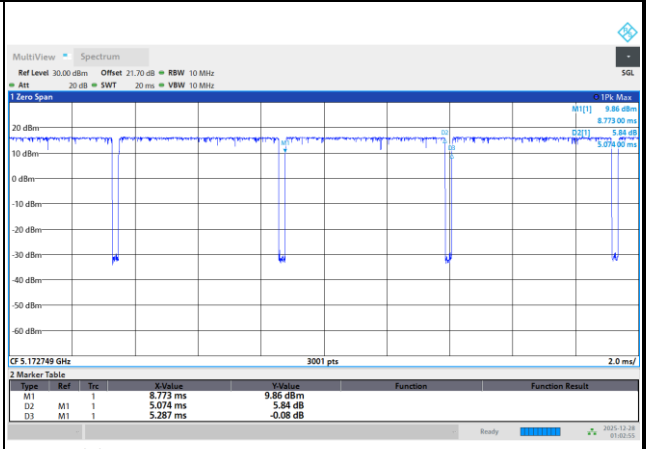

802.11be EHT20 106 RU

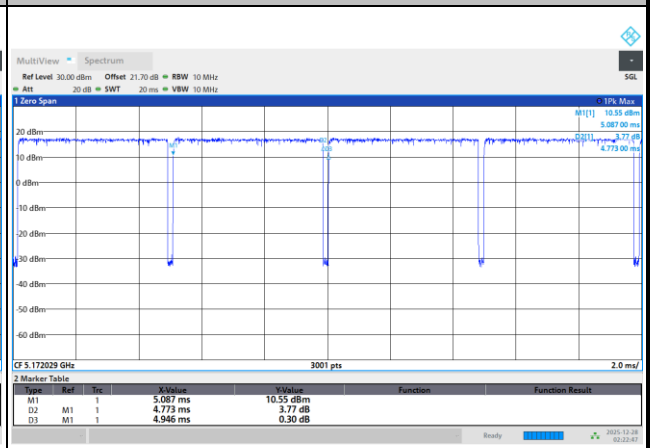

802.11be EHT20 52+26RU

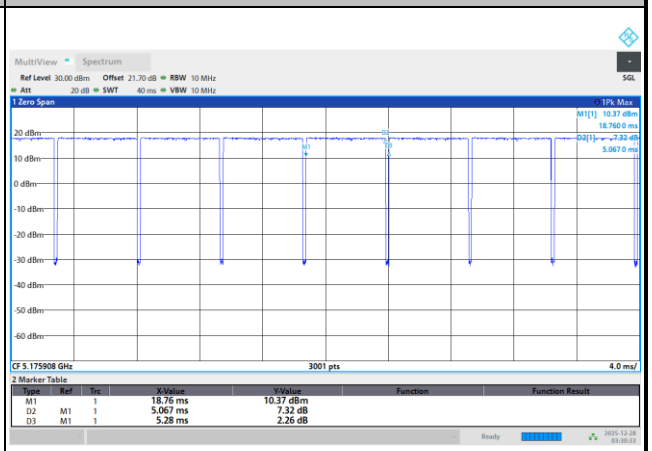

<Ant. 5>

802.11be EHT20 106+26RU

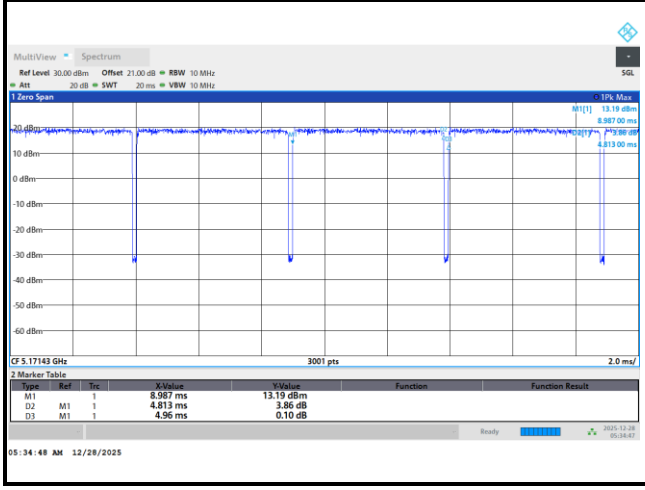

802.11be EHT20 106+26RU

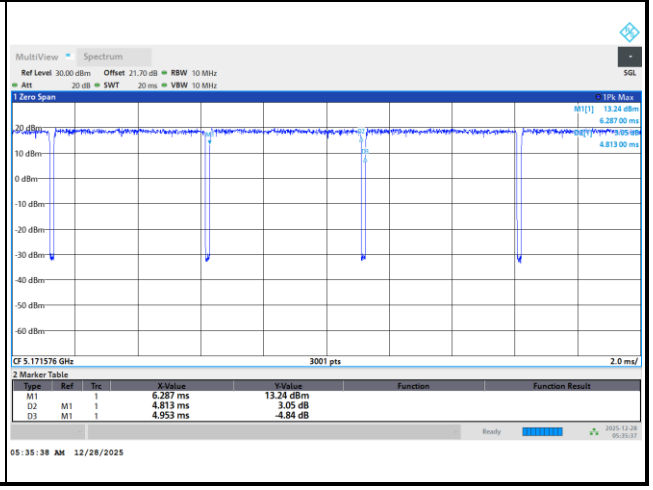

802.11be EHT40 Full RU

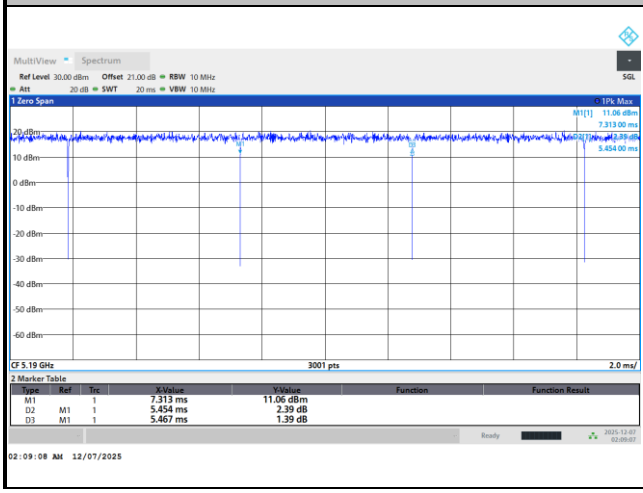

802.11be EHT40 Full RU

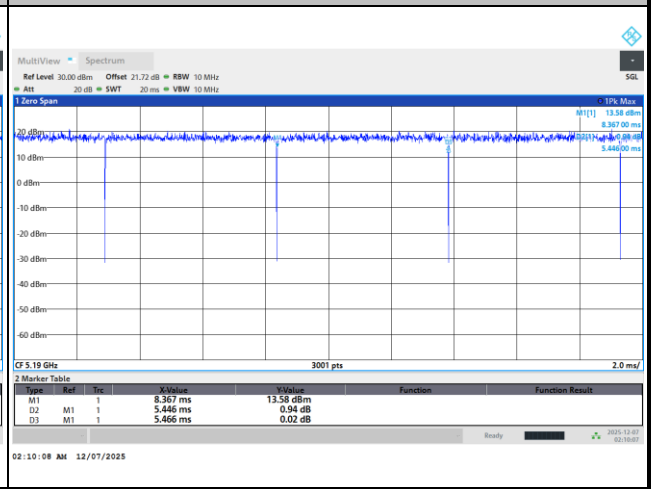

802.11be EHT40 242 RU

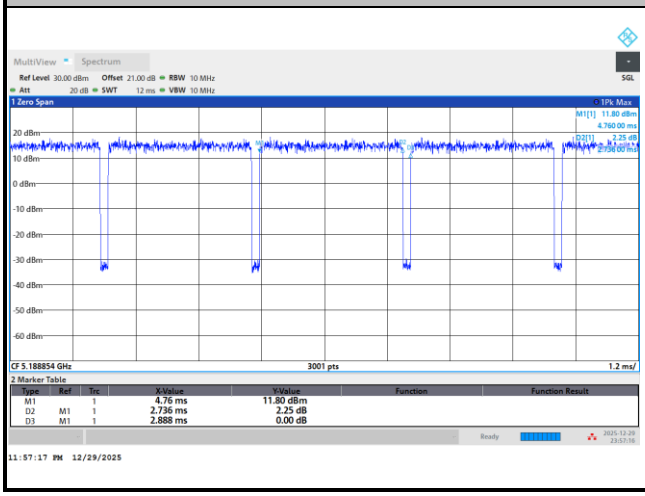

802.11be EHT40 242 RU

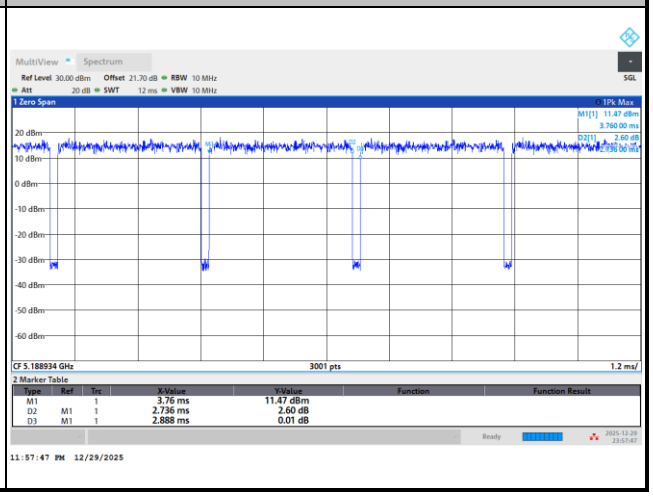

<Ant. 5>

802.11be EHT80 Full RU

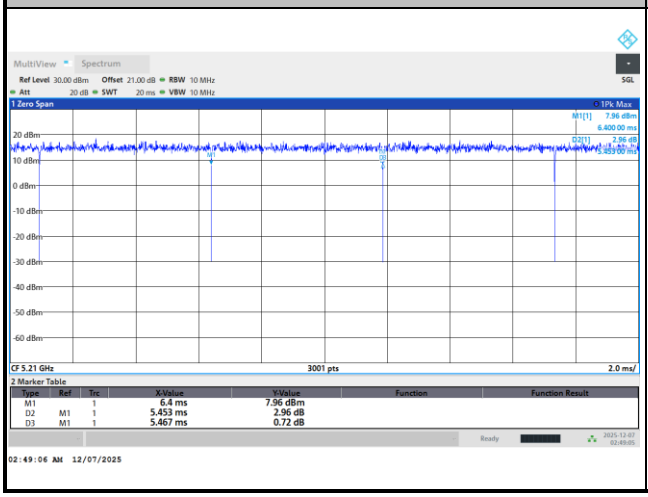

<Ant. 6>

802.11be EHT80 Full RU

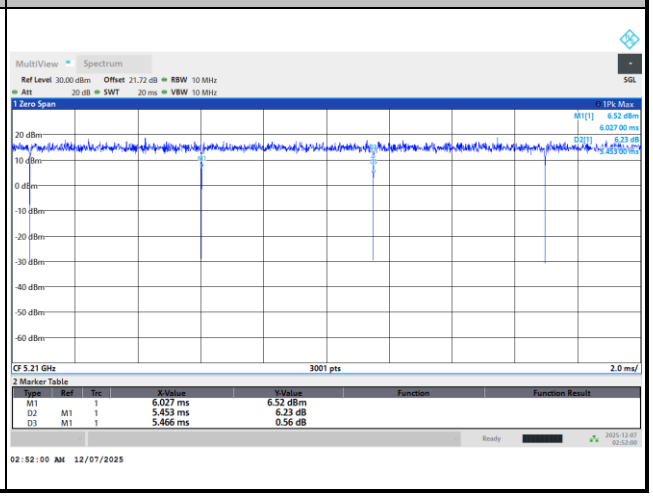

802.11be EHT80 484 RU

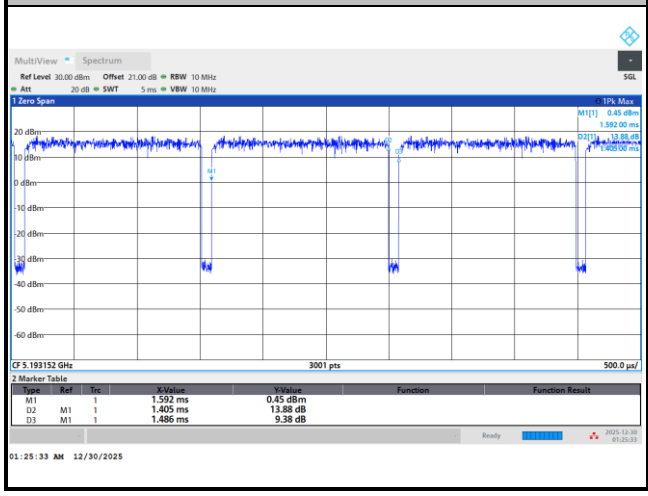

802.11be EHT80 484 RU

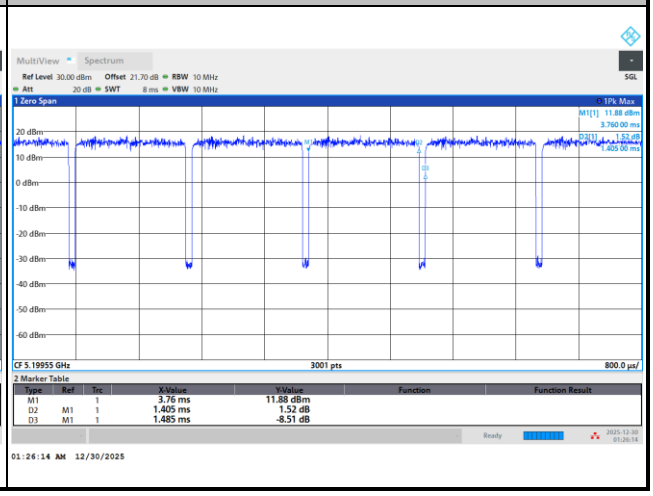

———THE END———