Test Laboratory: Sporton International Inc. SAR/HAC Testing Lab Date: 2017/5/16

#01_GSM850_GPRS (4 Tx slots)_Left Cheek_Ch251

Communication System: GSM850; Frequency: 848.8 MHz;Duty Cycle: 1:2.08
Medium: HSL_850_170516 Medium parameters used: f = 849 MHz; σ = 0.884 mho/m; ε_r = 40.8; ρ = 1000 kg/m^3
Ambient Temperature：23.6 ℃； Liquid Temperature：22.6 ℃

DASY4 Configuration:
- Probe: ES3DV3 - SN3270; ConvF(6.03, 6.03, 6.03); Calibrated: 2016/8/26
- Sensor-Surface: 3mm (Mechanical Surface Detection)
- Electronics: DAE4 Sn916; Calibrated: 2016/12/15
- Phantom: SAM_Right; Type: QD000P40CD; Serial: TP:1815
- ;Postprocessing SW: SEMCAD, V1.8 Build 159

Area Scan (71x121x1): Measurement grid: dx=15mm, dy=15mm
Maximum value of SAR (interpolated) = 0.400 mW/g

Zoom Scan (5x5x7)/Cube 0: Measurement grid: dx=8mm, dy=8mm, dz=5mm
Reference Value = 19.9 V/m; Power Drift = 0.005 dB
Peak SAR (extrapolated) = 0.457 W/kg
SAR(1 g) = 0.356 mW/g; SAR(10 g) = 0.275 mW/g
Maximum value of SAR (measured) = 0.390 mW/g



0 dB = 0.390mW/g

Test Laboratory: Sporton International Inc. SAR/HAC Testing Lab Date: 2017/5/16

#02_GSM1900_GPRS (3 Tx slots)_Left Cheek_Ch810

Communication System: PCS; Frequency: 1909.8 MHz;Duty Cycle: 1:2.77
Medium: HSL_1900_170516 Medium parameters used: f = 1910 MHz; σ = 1.46 mho/m; ε_r = 38.7; ρ = 1000 kg/m^3
Ambient Temperature：23.8 ℃； Liquid Temperature：22.8 ℃

DASY4 Configuration:
- Probe: ES3DV3 - SN3270; ConvF(5.08, 5.08, 5.08); Calibrated: 2016/8/26
- Sensor-Surface: 3mm (Mechanical Surface Detection)
- Electronics: DAE4 Sn916; Calibrated: 2016/12/15
- Phantom: SAM_Right; Type: QD000P40CD; Serial: TP:1815
- ;Postprocessing SW: SEMCAD, V1.8 Build 159

Area Scan (71x121x1): Measurement grid: dx=15mm, dy=15mm
Maximum value of SAR (interpolated) = 0.154 mW/g

Zoom Scan (5x5x7)/Cube 0: Measurement grid: dx=8mm, dy=8mm, dz=5mm
Reference Value = 8.81 V/m; Power Drift = 0.076 dB
Peak SAR (extrapolated) = 0.200 W/kg
SAR(1 g) = 0.137 mW/g; SAR(10 g) = 0.084 mW/g
Maximum value of SAR (measured) = 0.161 mW/g

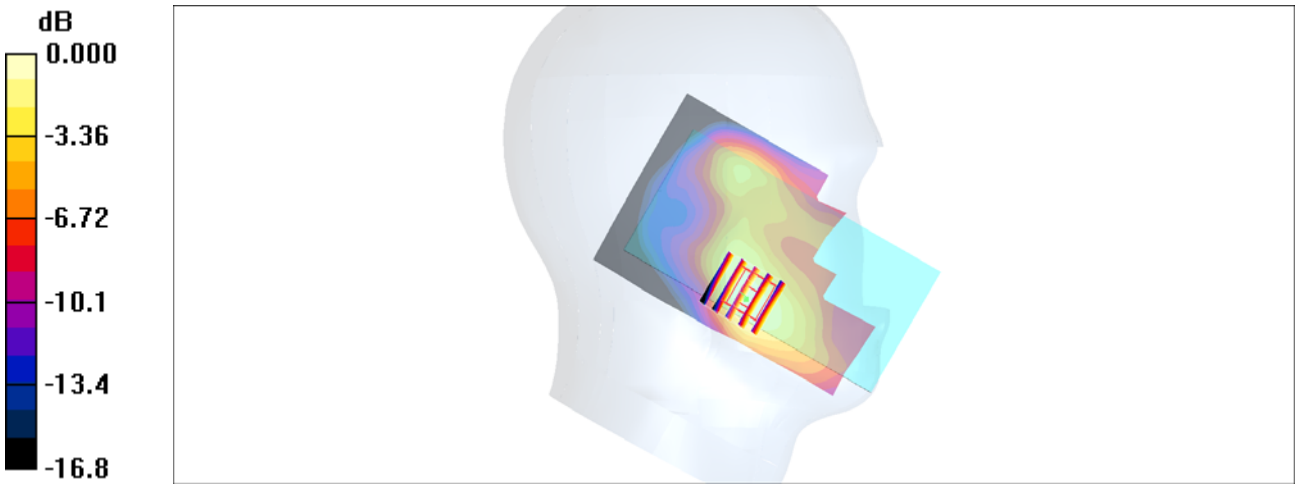

0 dB = 0.161mW/g

Test Laboratory: Sporton International Inc. SAR/HAC Testing Lab Date: 2017/5/16

#03_WCDMA II_RMC12.2Kps_Left Cheek_Ch9538

Communication System: WCDMA; Frequency: 1907.6 MHz;Duty Cycle: 1:1
Medium: HSL_1900_170516 Medium parameters used: f = 1908 MHz; σ = 1.45 mho/m; ε_r = 38.7; ρ = 1000 kg/m^3
Ambient Temperature：23.8 ℃； Liquid Temperature：22.8 ℃

DASY4 Configuration:
- Probe: ES3DV3 - SN3270; ConvF(5.08, 5.08, 5.08); Calibrated: 2016/8/26
- Sensor-Surface: 3mm (Mechanical Surface Detection)
- Electronics: DAE4 Sn916; Calibrated: 2016/12/15
- Phantom: SAM_Right; Type: QD000P40CD; Serial: TP:1815
- ;Postprocessing SW: SEMCAD, V1.8 Build 159

Area Scan (71x121x1): Measurement grid: dx=15mm, dy=15mm
Maximum value of SAR (interpolated) = 0.286 mW/g

Zoom Scan (5x5x7)/Cube 0: Measurement grid: dx=8mm, dy=8mm, dz=5mm
Reference Value = 11.0 V/m; Power Drift = 0.085 dB
Peak SAR (extrapolated) = 0.398 W/kg
SAR(1 g) = 0.258 mW/g; SAR(10 g) = 0.154 mW/g
Maximum value of SAR (measured) = 0.302 mW/g

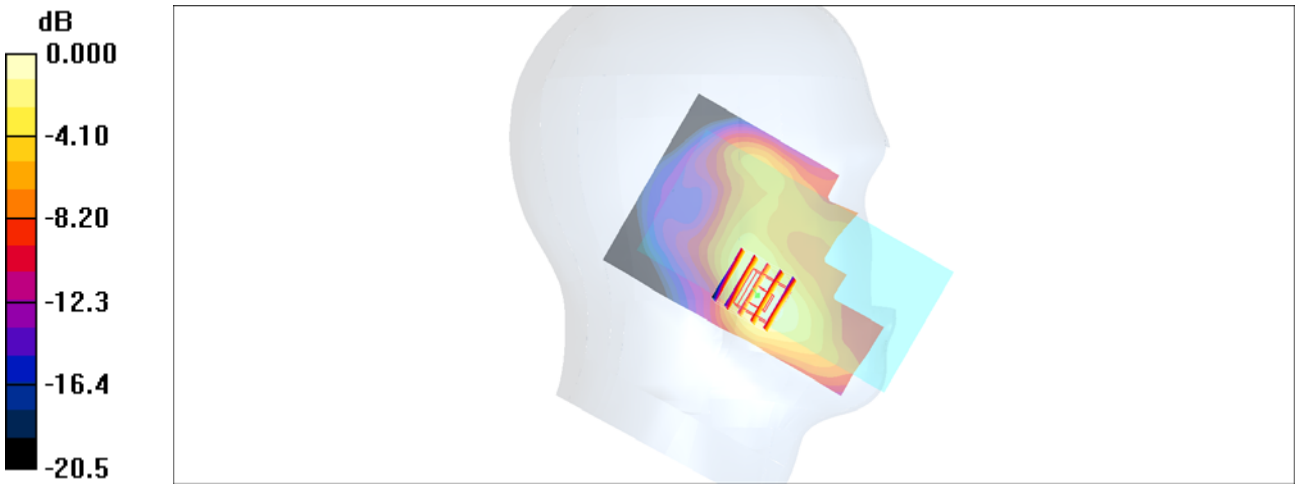

0 dB = 0.302mW/g

Test Laboratory: Sporton International Inc. SAR/HAC Testing Lab Date: 2017/5/16

#04_WCDMA V_RMC12.2Kps_Left Cheek_Ch4182

Communication System: WCDMA; Frequency: 836.4 MHz;Duty Cycle: 1:1
Medium: HSL_850_170516 Medium parameters used: f = 836.4 MHz; σ = 0.872 mho/m; ε_r = 41; ρ = 1000 kg/m^3
Ambient Temperature：23.6 ℃； Liquid Temperature：22.6 ℃

DASY4 Configuration:
- Probe: ES3DV3 - SN3270; ConvF(6.03, 6.03, 6.03); Calibrated: 2016/8/26
- Sensor-Surface: 3mm (Mechanical Surface Detection)
- Electronics: DAE4 Sn916; Calibrated: 2016/12/15
- Phantom: SAM_Right; Type: QD000P40CD; Serial: TP:1815
- ;Postprocessing SW: SEMCAD, V1.8 Build 159

Area Scan (71x121x1): Measurement grid: dx=15mm, dy=15mm
Maximum value of SAR (interpolated) = 0.360 mW/g

Zoom Scan (5x5x7)/Cube 0: Measurement grid: dx=8mm, dy=8mm, dz=5mm
Reference Value = 18.4 V/m; Power Drift = 0.080 dB
Peak SAR (extrapolated) = 0.407 W/kg
SAR(1 g) = 0.317 mW/g; SAR(10 g) = 0.241 mW/g
Maximum value of SAR (measured) = 0.342 mW/g



0 dB = 0.342mW/g

Test Laboratory: Sporton International Inc. SAR/HAC Testing Lab Date: 2017/5/16

#05_LTE Band 2_20M_QPSK_1_0_Left Cheek_Ch19100

Communication System: LTE; Frequency: 1900 MHz;Duty Cycle: 1:1
Medium: HSL_1900_170516 Medium parameters used: f = 1900 MHz; σ = 1.44 mho/m; ε_r = 38.7; ρ = 1000 kg/m^3
Ambient Temperature：23.8 ℃； Liquid Temperature：22.8 ℃

DASY4 Configuration:
- Probe: ES3DV3 - SN3270; ConvF(5.08, 5.08, 5.08); Calibrated: 2016/8/26
- Sensor-Surface: 3mm (Mechanical Surface Detection)
- Electronics: DAE4 Sn916; Calibrated: 2016/12/15
- Phantom: SAM_Right; Type: QD000P40CD; Serial: TP:1815
- ;Postprocessing SW: SEMCAD, V1.8 Build 159

Area Scan (71x121x1): Measurement grid: dx=15mm, dy=15mm
Maximum value of SAR (interpolated) = 0.311 mW/g

Zoom Scan (5x5x7)/Cube 0: Measurement grid: dx=8mm, dy=8mm, dz=5mm
Reference Value = 11.9 V/m; Power Drift = -0.019 dB
Peak SAR (extrapolated) = 0.417 W/kg
SAR(1 g) = 0.277 mW/g; SAR(10 g) = 0.170 mW/g
Maximum value of SAR (measured) = 0.323 mW/g

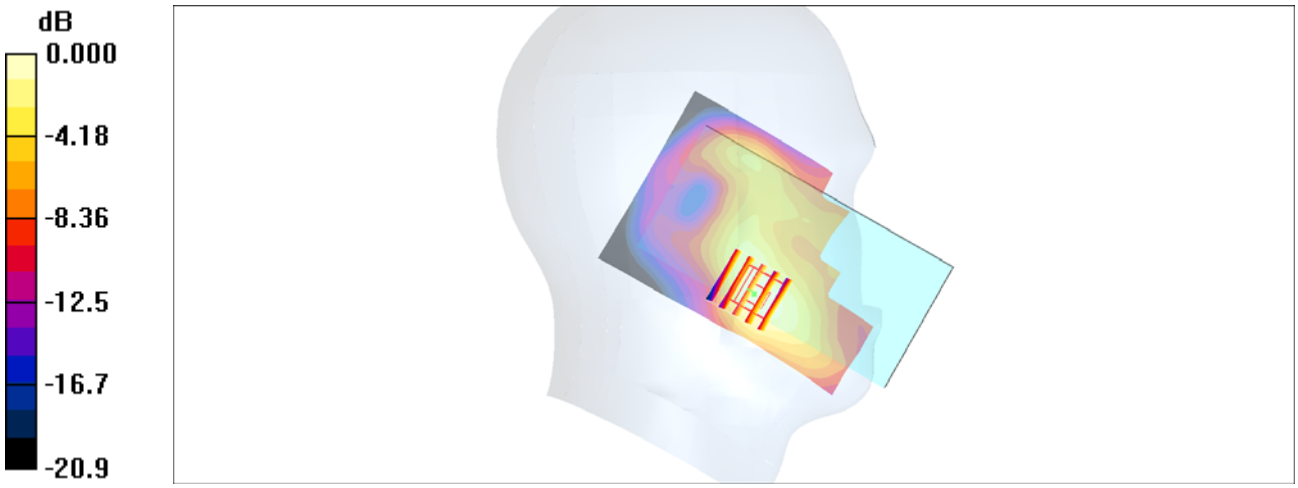

0 dB = 0.323mW/g

Test Laboratory: Sporton International Inc. SAR/HAC Testing Lab Date: 2017/5/16

#06_LTE Band 5_10M_QPSK_1_0_Left Cheek_Ch20525

Communication System: WCDMA; Frequency: 836.4 MHz;Duty Cycle: 1:1
Medium: HSL_850_170516 Medium parameters used: f = 836.4 MHz; σ = 0.872 mho/m; ε_r = 41; ρ = 1000 kg/m^3
Ambient Temperature：23.6 ℃； Liquid Temperature：22.6 ℃

DASY4 Configuration:
- Probe: ES3DV3 - SN3270; ConvF(6.03, 6.03, 6.03); Calibrated: 2016/8/26
- Sensor-Surface: 3mm (Mechanical Surface Detection)
- Electronics: DAE4 Sn916; Calibrated: 2016/12/15
- Phantom: SAM_Right; Type: QD000P40CD; Serial: TP:1815
- ;Postprocessing SW: SEMCAD, V1.8 Build 159

Area Scan (71x121x1): Measurement grid: dx=15mm, dy=15mm
Maximum value of SAR (interpolated) = 0.330 mW/g

Zoom Scan (5x5x7)/Cube 0: Measurement grid: dx=8mm, dy=8mm, dz=5mm
Reference Value = 18.2 V/m; Power Drift = -0.041 dB
Peak SAR (extrapolated) = 0.387 W/kg
SAR(1 g) = 0.304 mW/g; SAR(10 g) = 0.235 mW/g
Maximum value of SAR (measured) = 0.333 mW/g

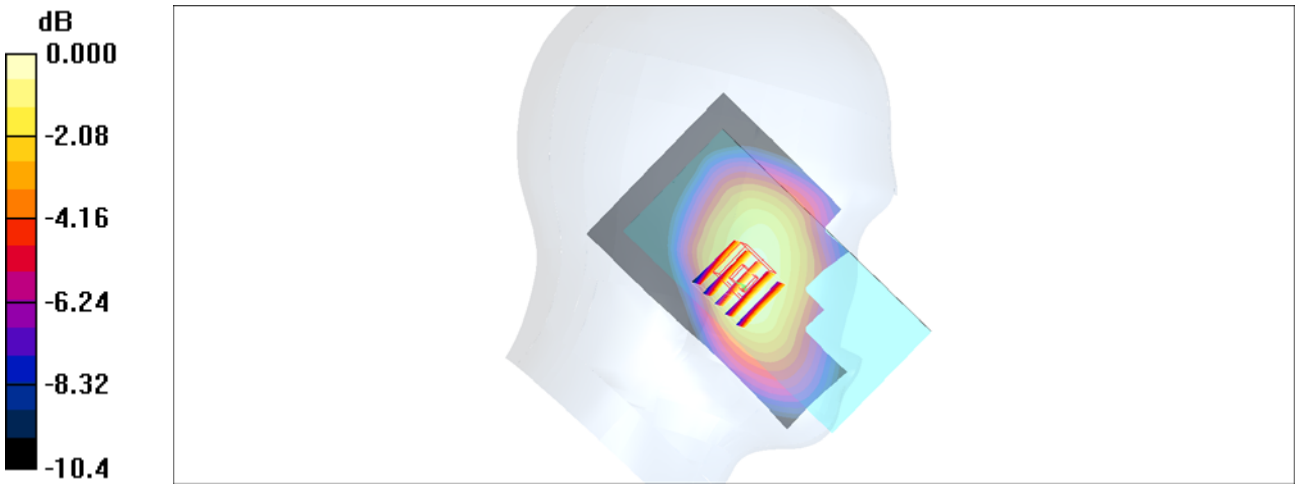

0 dB = 0.333mW/g

#07_LTE Band 7_20M_QPSK_1_0_Left Cheek_Ch21100

Communication System: LTE; Frequency: 2535 MHz;Duty Cycle: 1:1
Medium: HSL_2600_170512 Medium parameters used: f = 2535 MHz; σ = 1.86 mho/m; ε_r = 39.2; ρ = 1000 kg/m^3
Ambient Temperature：23.4 ℃； Liquid Temperature：22.4 ℃

DASY4 Configuration:
- Probe: ES3DV3 - SN3270; ConvF(4.37, 4.37, 4.37); Calibrated: 2016/8/26
- Sensor-Surface: 3mm (Mechanical Surface Detection)
- Electronics: DAE4 Sn916; Calibrated: 2016/12/15
- Phantom: SAM_Right; Type: QD000P40CD; Serial: TP:1815
- ;Postprocessing SW: SEMCAD, V1.8 Build 159

Area Scan (81x151x1): Measurement grid: dx=12mm, dy=12mm
Maximum value of SAR (interpolated) = 0.592 mW/g

Zoom Scan (7x7x7)/Cube 0: Measurement grid: dx=5mm, dy=5mm, dz=5mm
Reference Value = 13.4 V/m; Power Drift = 0.108 dB
Peak SAR (extrapolated) = 1.09 W/kg
SAR(1 g) = 0.548 mW/g; SAR(10 g) = 0.260 mW/g
Maximum value of SAR (measured) = 0.689 mW/g



0 dB = 0.689mW/g

#08_WLAN2.4GHz_802.11b 1Mbps_Left Tilted_Ch6

Communication System: 802.11b ; Frequency: 2437 MHz;Duty Cycle: 1:1
Medium: HSL_2450_170528 Medium parameters used : f = 2437 MHz; σ = 1.777 S/m; ε_r = 40.373; ρ = 1000 kg/m^3
Ambient Temperature：23.2 ℃; Liquid Temperature：22.2 ℃

DASY5 Configuration
- Probe: EX3DV4 - SN3976; ConvF(7.83, 7.83, 7.83); Calibrated: 2017/2/21;
- Sensor-Surface: 1.4mm (Mechanical Surface Detection)
- Electronics: DAE4 Sn1424; Calibrated: 2017/2/16
- Phantom: SAM_Right; Type: QD000P40CD; Serial: S/N:1801
- Measurement SW: DASY52, Version 52.8 (8); SEMCAD X Version 14.6.10 (7373)

Area Scan (91x151x1): Interpolated grid: dx=1.200 mm, dy=1.200 mm
Maximum value of SAR (interpolated) = 2.12 W/kg

Zoom Scan (7x7x7)/Cube 0: Measurement grid: dx=5mm, dy=5mm, dz=5mm
Reference Value = 29.19 V/m; Power Drift = -0.04 dB
Peak SAR (extrapolated) = 2.48 W/kg
SAR(1 g) = 1.16 W/kg; SAR(10 g) = 0.523 W/kg
Maximum value of SAR (measured) = 1.97 W/kg

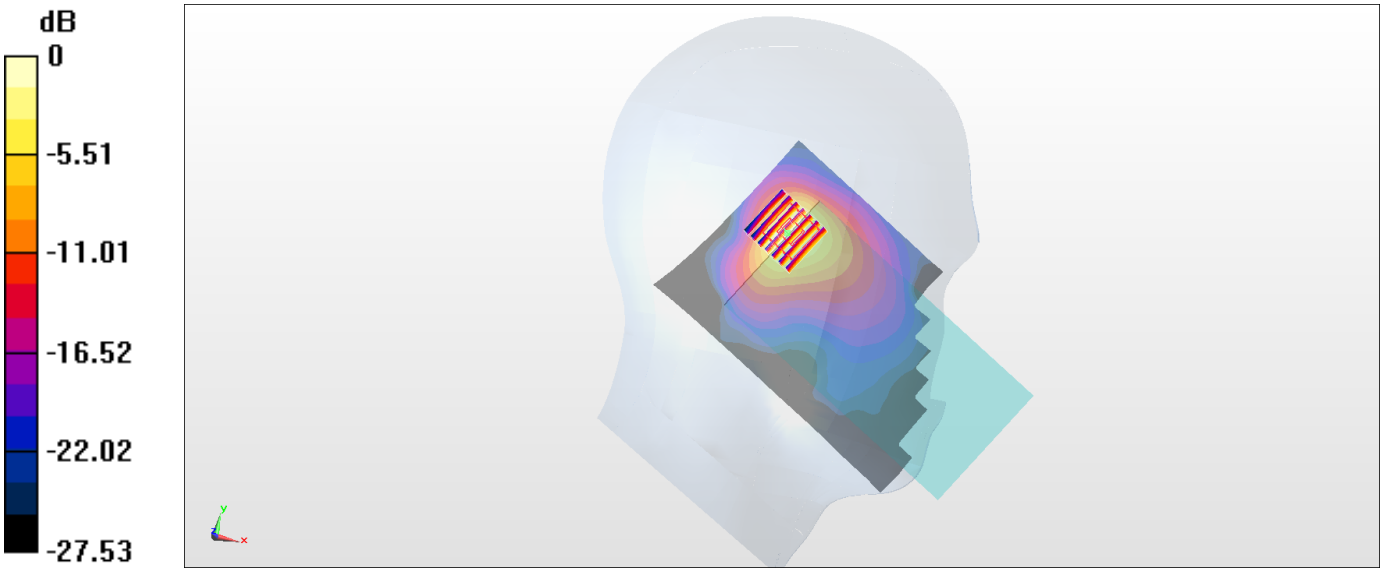

0 dB = 1.97 W/kg = 2.94 dBW/kg

#09_WLAN5GHz_802.11a 6Mbps_Left Cheek_Ch56

Communication System: 802.11a; Frequency: 5280 MHz;Duty Cycle: 1:1.029
Medium: HSL_5G_170531 Medium parameters used: f = 5280 MHz; σ = 4.59 mho/m; ε_r = 37.5; ρ = 1000 kg/m^3
Ambient Temperature：23.4 ℃; Liquid Temperature：22.4 ℃

DASY4 Configuration:
- Probe: EX3DV4 - SN3955; ConvF(5.04, 5.04, 5.04); Calibrated: 2016/11/24
- Sensor-Surface: 1.4mm (Mechanical Surface Detection)
- Electronics: DAE4 Sn1399; Calibrated: 2016/11/17
- Phantom: SAM_Right; Type: QD000P40CD; Serial: TP:1815
- ;Postprocessing SW: SEMCAD, V1.8 Build 159

Area Scan (101x181x1): Measurement grid: dx=10mm, dy=10mm
Maximum value of SAR (interpolated) = 0.640 mW/g

Zoom Scan (8x8x7)/Cube 0: Measurement grid: dx=4mm, dy=4mm, dz=1.4mm
Reference Value = 8.80 V/m; Power Drift = 0.101 dB
Peak SAR (extrapolated) = 1.46 W/kg
SAR(1 g) = 0.390 mW/g; SAR(10 g) = 0.139 mW/g
Maximum value of SAR (measured) = 0.920 mW/g

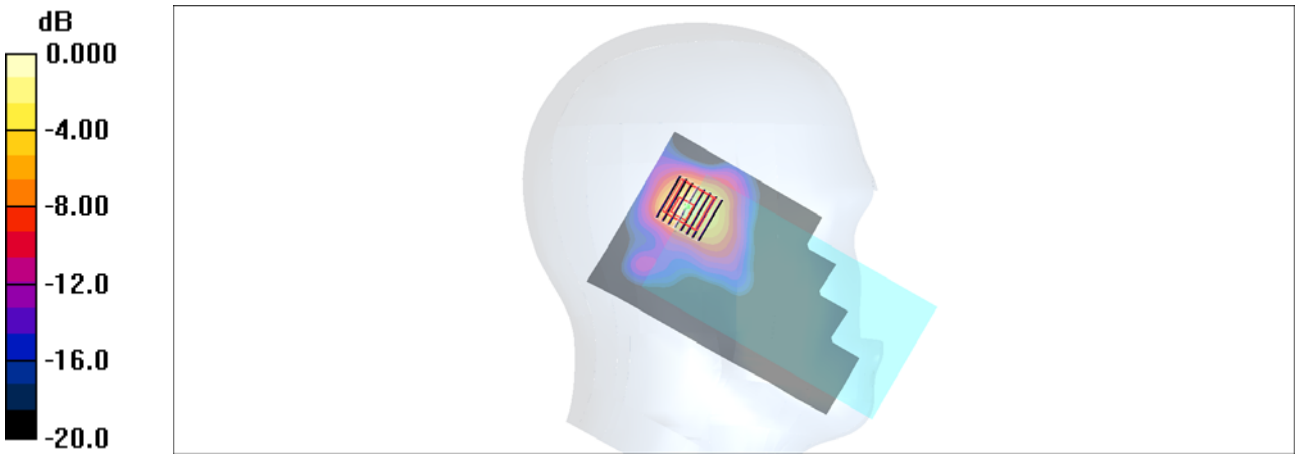

0 dB = 0.920mW/g

#10_WLAN5GHz_802.11a 6Mbps_Right Tilted_Ch100

Communication System: 802.11a; Frequency: 5500 MHz;Duty Cycle: 1:1.029
Medium: HSL_5G_170531 Medium parameters used: f = 5500 MHz; σ = 4.80 mho/m; ε_r = 37.3; ρ = 1000 kg/m^3
Ambient Temperature：23.4 ℃; Liquid Temperature：22.4 ℃

DASY4 Configuration:
- Probe: EX3DV4 - SN3955; ConvF(4.5, 4.5, 4.5); Calibrated: 2016/11/24
- Sensor-Surface: 1.4mm (Mechanical Surface Detection)
- Electronics: DAE4 Sn1399; Calibrated: 2016/11/17
- Phantom: SAM_Right; Type: QD000P40CD; Serial: TP:1815
- ;Postprocessing SW: SEMCAD, V1.8 Build 159

Area Scan (101x181x1): Measurement grid: dx=10mm, dy=10mm
Maximum value of SAR (interpolated) = 0.346 mW/g

Zoom Scan (8x8x7)/Cube 0: Measurement grid: dx=4mm, dy=4mm, dz=1.4mm
Reference Value = 6.98 V/m; Power Drift = 0.071 dB
Peak SAR (extrapolated) = 0.898 W/kg
SAR(1 g) = 0.257 mW/g; SAR(10 g) = 0.089 mW/g
Maximum value of SAR (measured) = 0.582 mW/g

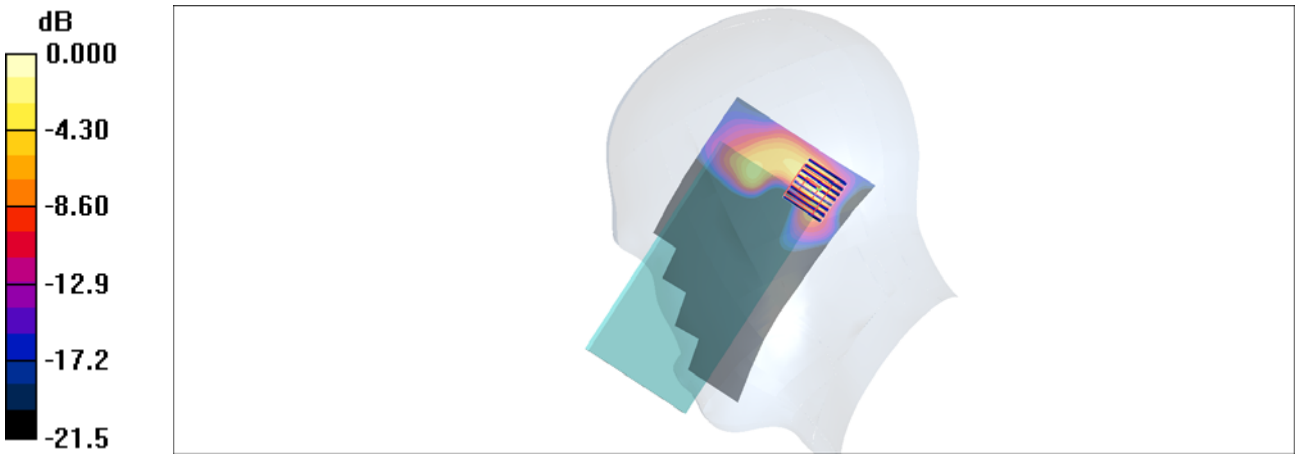

0 dB = 0.582mW/g

#11_WLAN5GHz_802.11a 6Mbps_Left Tilted_Ch157

Communication System: 802.11a; Frequency: 5785 MHz;Duty Cycle: 1:1.029
Medium: HSL_5G_170531 Medium parameters used: f = 5785 MHz; σ = 5.08 mho/m; ε_r = 36.9; ρ = 1000 kg/m^3
Ambient Temperature：23.4 ℃; Liquid Temperature：22.4 ℃

DASY4 Configuration:
- Probe: EX3DV4 - SN3955; ConvF(4.63, 4.63, 4.63); Calibrated: 2016/11/24
- Sensor-Surface: 1.4mm (Mechanical Surface Detection)
- Electronics: DAE4 Sn1399; Calibrated: 2016/11/17
- Phantom: SAM_Right; Type: QD000P40CD; Serial: TP:1815
- ;Postprocessing SW: SEMCAD, V1.8 Build 159

Area Scan (101x181x1): Measurement grid: dx=10mm, dy=10mm
Maximum value of SAR (interpolated) = 0.862 mW/g

Zoom Scan (8x8x7)/Cube 0: Measurement grid: dx=4mm, dy=4mm, dz=1.4mm
Reference Value = 6.98 V/m; Power Drift = -0.121 dB
Peak SAR (extrapolated) = 1.72 W/kg
SAR(1 g) = 0.385 mW/g; SAR(10 g) = 0.12 mW/g
Maximum value of SAR (measured) = 1.03 mW/g



0 dB = 1.03mW/g

Test Laboratory: Sporton International Inc. SAR/HAC Testing Lab Date: 2017/5/15

#12_GSM850_GPRS (4 Tx slots)_Left Side_10mm_Ch251

Communication System: GSM850; Frequency: 848.8 MHz;Duty Cycle: 1:2.08
Medium: MSL_850_170515 Medium parameters used: f = 849 MHz; σ = 0.98 mho/m; ε_r = 54.7; ρ = 1000 kg/m^3
Ambient Temperature：23.3 ℃; Liquid Temperature：22.3 ℃

DASY4 Configuration:
- Probe: ES3DV3 - SN3270; ConvF(6.01, 6.01, 6.01); Calibrated: 2016/8/26
- Sensor-Surface: 3mm (Mechanical Surface Detection)
- Electronics: DAE4 Sn916; Calibrated: 2016/12/15
- Phantom: SAM_Right; Type: QD000P40CD; Serial: TP:1815
- ;Postprocessing SW: SEMCAD, V1.8 Build 159

Area Scan (41x121x1): Measurement grid: dx=15mm, dy=15mm
Maximum value of SAR (interpolated) = 0.515 mW/g

Zoom Scan (5x5x7)/Cube 0: Measurement grid: dx=8mm, dy=8mm, dz=5mm
Reference Value = 23.3 V/m; Power Drift = 0.002 dB
Peak SAR (extrapolated) = 0.618 W/kg
SAR(1 g) = 0.448 mW/g; SAR(10 g) = 0.313 mW/g
Maximum value of SAR (measured) = 0.521 mW/g

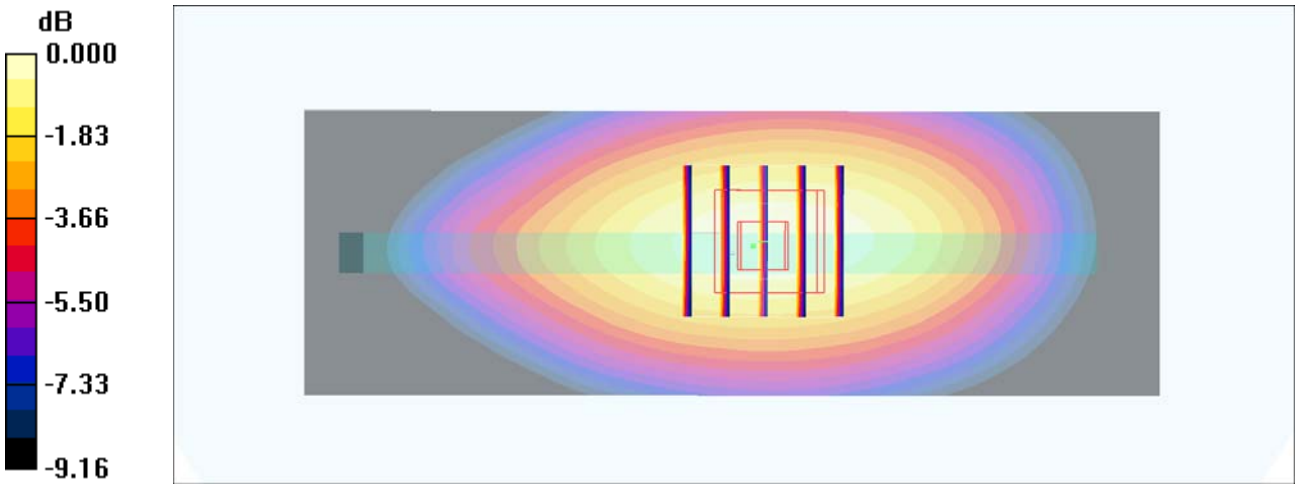

0 dB = 0.521mW/g

#13_GSM1900_GPRS (3 Tx slots)_Back_10mm_Ch810

Communication System: PCS; Frequency: 1909.8 MHz;Duty Cycle: 1:2.77
Medium: MSL_1900_170514 Medium parameters used: f = 1910 MHz; σ = 1.57 mho/m; ε_r = 55; ρ = 1000 kg/m^3
Ambient Temperature：23.5 ℃; Liquid Temperature：22.5 ℃

DASY4 Configuration:
- Probe: ES3DV3 - SN3270; ConvF(4.7, 4.7, 4.7); Calibrated: 2016/8/26
- Sensor-Surface: 3mm (Mechanical Surface Detection)
- Electronics: DAE4 Sn916; Calibrated: 2016/12/15
- Phantom: SAM_Right; Type: QD000P40CD; Serial: TP:1815
- ;Postprocessing SW: SEMCAD, V1.8 Build 159

Area Scan (71x61x1): Measurement grid: dx=15mm, dy=15mm
Maximum value of SAR (interpolated) = 0.770 mW/g

Zoom Scan (5x5x7)/Cube 0: Measurement grid: dx=8mm, dy=8mm, dz=5mm
Reference Value = 17.3 V/m; Power Drift = 0.086 dB
Peak SAR (extrapolated) = 1.00 W/kg
SAR(1 g) = 0.596 mW/g; SAR(10 g) = 0.321 mW/g
Maximum value of SAR (measured) = 0.682 mW/g



0 dB = 0.682mW/g

#14_WCDMA II_RMC 12.2Kbps_Back_10mm_Ch9538

Communication System: WCDMA; Frequency: 1907.6 MHz;Duty Cycle: 1:1
Medium: MSL_1900_170514 Medium parameters used: f = 1908 MHz; σ = 1.57 mho/m; ε_r = 55; ρ = 1000 kg/m^3
Ambient Temperature：23.5 ℃; Liquid Temperature：22.5 ℃

DASY4 Configuration:
- Probe: ES3DV3 - SN3270; ConvF(4.7, 4.7, 4.7); Calibrated: 2016/8/26
- Sensor-Surface: 3mm (Mechanical Surface Detection)
- Electronics: DAE4 Sn916; Calibrated: 2016/12/15
- Phantom: SAM_Right; Type: QD000P40CD; Serial: TP:1815
- ;Postprocessing SW: SEMCAD, V1.8 Build 159

Area Scan (71x71x1): Measurement grid: dx=15mm, dy=15mm
Maximum value of SAR (interpolated) = 0.762 mW/g

Zoom Scan (5x5x7)/Cube 0: Measurement grid: dx=8mm, dy=8mm, dz=5mm
Reference Value = 17.2 V/m; Power Drift = -0.024 dB
Peak SAR (extrapolated) = 0.991 W/kg
SAR(1 g) = 0.588 mW/g; SAR(10 g) = 0.317 mW/g
Maximum value of SAR (measured) = 0.667 mW/g



0 dB = 0.667mW/g

Test Laboratory: Sporton International Inc. SAR/HAC Testing Lab Date: 2017/5/15

#15_WCDMA V_RMC 12.2Kbps_Back_10mm_Ch4182

Communication System: WCDMA; Frequency: 836.4 MHz;Duty Cycle: 1:1
Medium: MSL_850_170515 Medium parameters used : f = 836.4 MHz; σ = 0.967 mho/m; ε_r = 54.9; ρ = 1000 kg/m^3
Ambient Temperature：23.3 ℃; Liquid Temperature：22.3 ℃

DASY4 Configuration:
- Probe: ES3DV3 - SN3270; ConvF(6.01, 6.01, 6.01); Calibrated: 2016/8/26
- Sensor-Surface: 3mm (Mechanical Surface Detection)
- Electronics: DAE4 Sn916; Calibrated: 2016/12/15
- Phantom: SAM_Right; Type: QD000P40CD; Serial: TP:1815
- ;Postprocessing SW: SEMCAD, V1.8 Build 159

Area Scan (71x131x1): Measurement grid: dx=15mm, dy=15mm
Maximum value of SAR (interpolated) = 0.528 mW/g

Zoom Scan (5x5x7)/Cube 0: Measurement grid: dx=8mm, dy=8mm, dz=5mm
Reference Value = 22.7 V/m; Power Drift = -0.045 dB
Peak SAR (extrapolated) = 0.691 W/kg
SAR(1 g) = 0.415 mW/g; SAR(10 g) = 0.263 mW/g
Maximum value of SAR (measured) = 0.488 mW/g

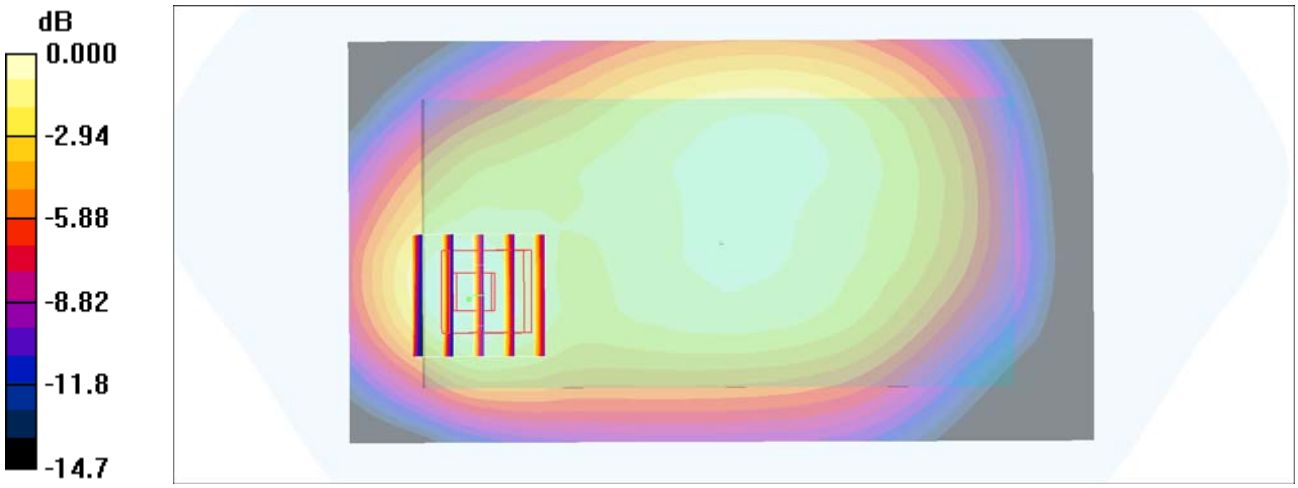

0 dB = 0.488mW/g

Test Laboratory: Sporton International Inc. SAR/HAC Testing Lab Date: 2017/5/14

#16_LTE Band 2_20M_QPSK_50_0_Back_10mm_Ch19100

Communication System: LTE; Frequency: 1900 MHz;Duty Cycle: 1:1
Medium: MSL_1900_170514 Medium parameters used: f = 1900 MHz; σ = 1.56 mho/m; ε_r = 55; ρ = 1000 kg/m^3
Ambient Temperature：23.5 ℃； Liquid Temperature：22.5 ℃

DASY4 Configuration:
- Probe: ES3DV3 - SN3270; ConvF(4.7, 4.7, 4.7); Calibrated: 2016/8/26
- Sensor-Surface: 3mm (Mechanical Surface Detection)
- Electronics: DAE4 Sn916; Calibrated: 2016/12/15
- Phantom: SAM_Right; Type: QD000P40CD; Serial: TP:1815
- ;Postprocessing SW: SEMCAD, V1.8 Build 159

Area Scan (71x131x1): Measurement grid: dx=15mm, dy=15mm
Maximum value of SAR (interpolated) = 0.717 mW/g

Zoom Scan (5x5x7)/Cube 0: Measurement grid: dx=8mm, dy=8mm, dz=5mm
Reference Value = 16.6 V/m; Power Drift = 0.018 dB
Peak SAR (extrapolated) = 0.956 W/kg
SAR(1 g) = 0.566 mW/g; SAR(10 g) = 0.305 mW/g
Maximum value of SAR (measured) = 0.680 mW/g

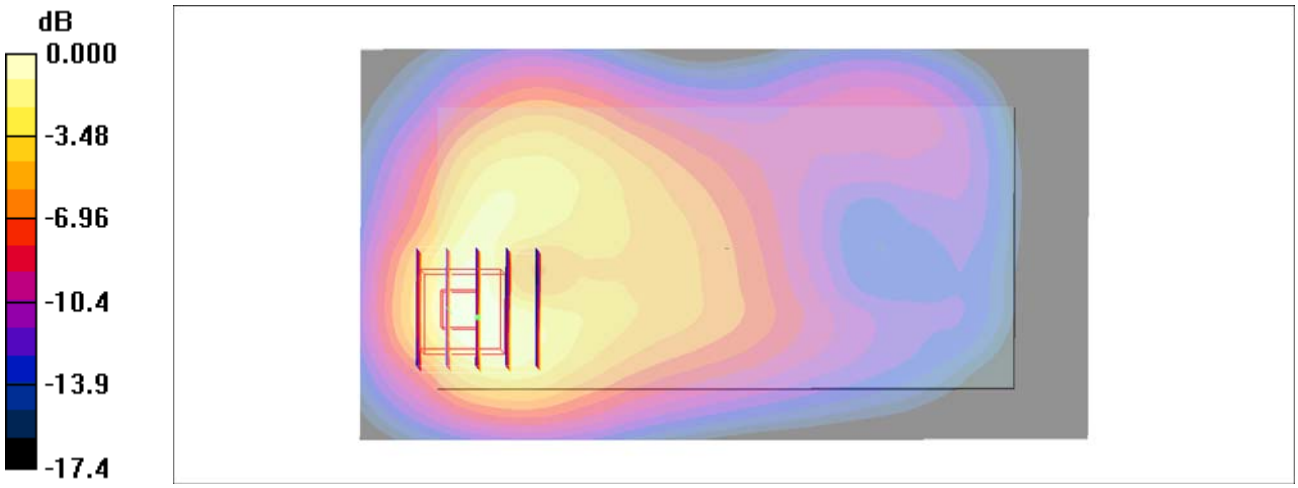

0 dB = 0.680mW/g

Test Laboratory: Sporton International Inc. SAR/HAC Testing Lab Date: 2017/5/15

#17_LTE Band 5_10M_QPSK_1_0_Back_10mm_Ch20525

Communication System: LTE; Frequency: 836.5 MHz;Duty Cycle: 1:1
Medium: MSL_850_170515 Medium parameters used : f = 836.5 MHz; σ = 0.967 mho/m; ε_r = 54.9; ρ = 1000 kg/m^3
Ambient Temperature：23.3 ℃; Liquid Temperature：22.3 ℃

DASY4 Configuration:
- Probe: ES3DV3 - SN3270; ConvF(6.01, 6.01, 6.01); Calibrated: 2016/8/26
- Sensor-Surface: 3mm (Mechanical Surface Detection)
- Electronics: DAE4 Sn916; Calibrated: 2016/12/15
- Phantom: SAM_Right; Type: QD000P40CD; Serial: TP:1815
- ;Postprocessing SW: SEMCAD, V1.8 Build 159

Area Scan (71x131x1): Measurement grid: dx=15mm, dy=15mm
Maximum value of SAR (interpolated) = 0.465 mW/g

Zoom Scan (5x5x7)/Cube 0: Measurement grid: dx=8mm, dy=8mm, dz=5mm
Reference Value = 21.3 V/m; Power Drift = -0.057 dB
Peak SAR (extrapolated) = 0.636 W/kg
SAR(1 g) = 0.375 mW/g; SAR(10 g) = 0.236 mW/g
Maximum value of SAR (measured) = 0.444 mW/g

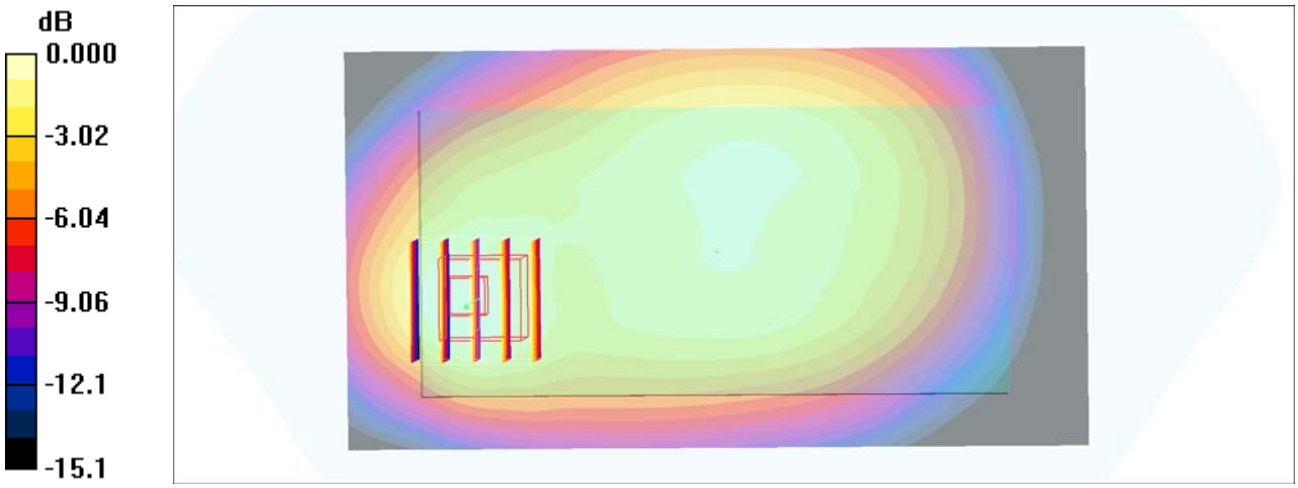

0 dB = 0.444mW/g

Test Laboratory: Sporton International Inc. SAR/HAC Testing Lab Date: 2017/5/13

#18_LTE Band 7_20M_QPSK_1_0_Back_10mm_Ch21350

Communication System: LTE; Frequency: 2560 MHz;Duty Cycle: 1:1
Medium: MSL_2600_170513 Medium parameters used: f = 2560 MHz; σ = 2.07 mho/m; ε_r = 53.5; ρ = 1000 kg/m^3
Ambient Temperature：23.4 ℃； Liquid Temperature：22.4 ℃

DASY4 Configuration:
- Probe: ES3DV3 - SN3270; ConvF(4.12, 4.12, 4.12); Calibrated: 2016/8/26
- Sensor-Surface: 3mm (Mechanical Surface Detection)
- Electronics: DAE4 Sn916; Calibrated: 2016/12/15
- Phantom: SAM_Right; Type: QD000P40CD; Serial: TP:1815
- ;Postprocessing SW: SEMCAD, V1.8 Build 159

Area Scan (81x71x1): Measurement grid: dx=12mm, dy=12mm
Maximum value of SAR (interpolated) = 1.59 mW/g

Zoom Scan (7x7x7)/Cube 0: Measurement grid: dx=5mm, dy=5mm, dz=5mm
Reference Value = 16.4 V/m; Power Drift = -0.009 dB
Peak SAR (extrapolated) = 2.51 W/kg
SAR(1 g) = 1.124 mW/g; SAR(10 g) = 0.573 mW/g
Maximum value of SAR (measured) = 1.62 mW/g

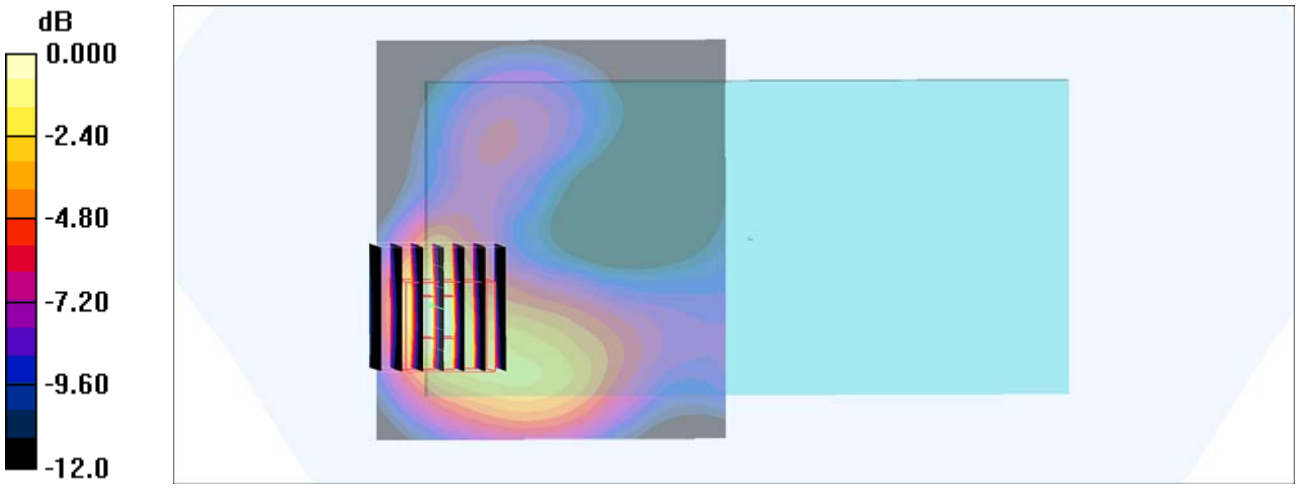

0 dB = 1.62mW/g

#19_WLAN2.4GHz_802.11b 1Mbps_Top Side_10mm_Ch1

Communication System: 802.11b; Frequency: 2412 MHz;Duty Cycle: 1:1
Medium: MSL_2450_170601 Medium parameters used: f = 2412 MHz; σ = 1.899 S/m; ε_r = 54.117; ρ = 1000 kg/m^3
Ambient Temperature：23.5 ℃; Liquid Temperature：22.5 ℃

DASY5 Configuration:
- Probe: ES3DV3 - SN3270; ConvF(4.28, 4.28, 4.28); Calibrated: 2016/8/26;
- Sensor-Surface: 3mm (Mechanical Surface Detection)
- Electronics: DAE4 Sn916; Calibrated: 2016/12/15
- Phantom: SAM_Right; Type: QD000P40CD; Serial: 1884
- Measurement SW: DASY52, Version 52.8 (8);SEMCAD X Version 14.6.10 (7331)

Area Scan (51x81x1): Interpolated grid: dx=1.200 mm, dy=1.200 mm
Maximum value of SAR (interpolated) = 0.402 W/kg

Zoom Scan (7x7x7)/Cube 0: Measurement grid: dx=5mm, dy=5mm, dz=5mm
Reference Value = 14.27 V/m; Power Drift = 0.08 dB
Peak SAR (extrapolated) = 0.580 W/kg
SAR(1 g) = 0.294 W/kg; SAR(10 g) = 0.140 W/kg
Maximum value of SAR (measured) = 0.380 W/kg

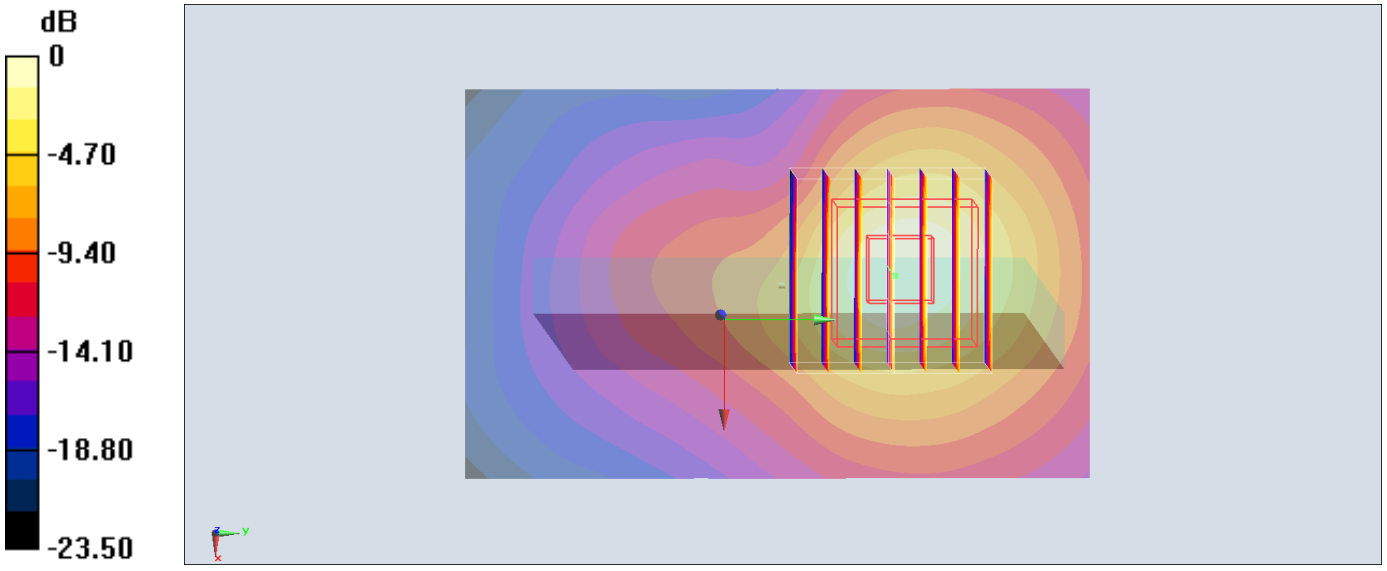

0 dB = 0.380 W/kg = -4.20 dBW/kg

#20_WLAN5GHz_802.11a 6Mbps_Back_0mm_Ch56

Communication System: 802.11a; Frequency: 5280 MHz;Duty Cycle: 1:1.029
Medium: MSL_5G_170601 Medium parameters used: f = 5280 MHz; σ = 5.41 mho/m; ε_r = 46.8; ρ = 1000 kg/m^3
Ambient Temperature：23.5 ℃; Liquid Temperature：22.5 ℃

DASY4 Configuration:
- Probe: EX3DV4 - SN3955; ConvF(4.51, 4.51, 4.51); Calibrated: 2016/11/24
- Sensor-Surface: 1.4mm (Mechanical Surface Detection)
- Electronics: DAE4 Sn1399; Calibrated: 2016/11/17
- Phantom: SAM_Right; Type: QD000P40CD; Serial: TP:1815
- ;Postprocessing SW: SEMCAD, V1.8 Build 159

Area Scan (101x181x1): Measurement grid: dx=10mm, dy=10mm
Maximum value of SAR (interpolated) = 4.37 mW/g

Zoom Scan (8x8x7)/Cube 0: Measurement grid: dx=4mm, dy=4mm, dz=1.4mm
Reference Value = 45.2 V/m; Power Drift = -0.193 dB
Peak SAR (extrapolated) = 21.1 W/kg
SAR(1 g) = 3.03 mW/g; SAR(10 g) = 0.758 mW/g
Maximum value of SAR (measured) = 10.4 mW/g



0 dB = 10.4mW/g

#21_WLAN5GHz_802.11a 6Mbps_Back_0mm_Ch100

Communication System: 802.11a; Frequency: 5500 MHz;Duty Cycle: 1:1.029
Medium: MSL_5G_170601 Medium parameters used: f = 5500 MHz; σ = 5.69 mho/m; ε_r = 46.4; ρ = 1000 kg/m^3
Ambient Temperature：23.5 ℃; Liquid Temperature：22.5 ℃

DASY4 Configuration:
- Probe: EX3DV4 - SN3955; ConvF(3.91, 3.91, 3.91); Calibrated: 2016/11/24
- Sensor-Surface: 1.4mm (Mechanical Surface Detection)
- Electronics: DAE4 Sn1399; Calibrated: 2016/11/17
- Phantom: SAM_Right; Type: QD000P40CD; Serial: TP:1815
- ;Postprocessing SW: SEMCAD, V1.8 Build 159

Area Scan (101x201x1): Measurement grid: dx=10mm, dy=10mm
Maximum value of SAR (interpolated) = 1.64 mW/g

Zoom Scan (9x9x7)/Cube 0: Measurement grid: dx=4mm, dy=4mm, dz=1.4mm
Reference Value = 45.6 V/m; Power Drift = 0.117 dB
Peak SAR (extrapolated) = 20.7 W/kg
SAR(1 g) = 3.04 mW/g; SAR(10 g) = 0.773 mW/g
Maximum value of SAR (measured) = 9.75 mW/g

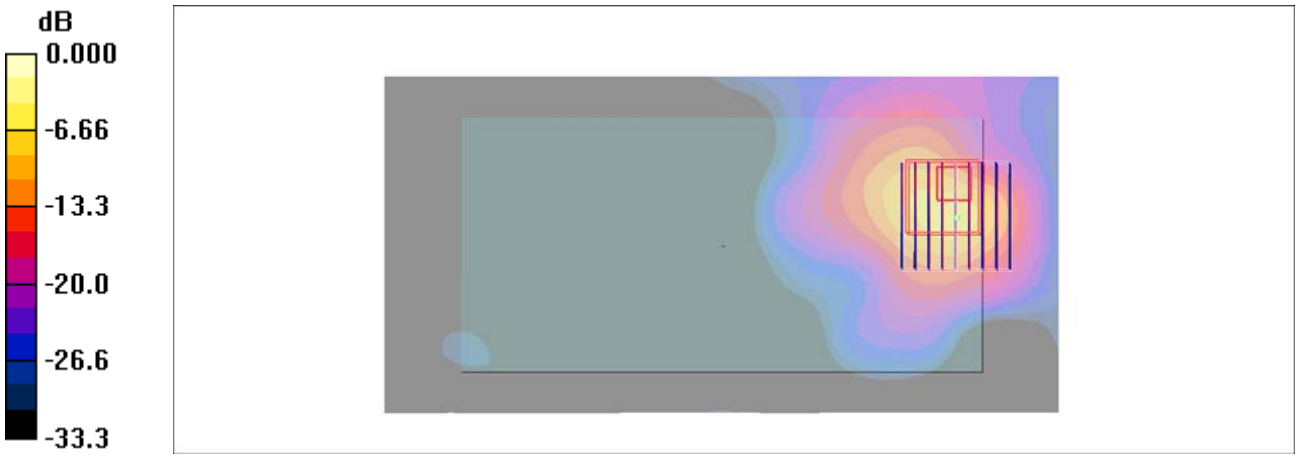

0 dB = 9.75mW/g

#22_WLAN5GHz_802.11a 6Mbps_Back_0mm_Ch157

Communication System: 802.11a; Frequency: 5785 MHz;Duty Cycle: 1:1.029
Medium: MSL_5G_170601 Medium parameters used: f = 5785 MHz; σ = 6.06 mho/m; ε_r = 46; ρ = 1000 kg/m^3
Ambient Temperature：23.5 ℃; Liquid Temperature：22.5 ℃

DASY4 Configuration:
- Probe: EX3DV4 - SN3955; ConvF(4.12, 4.12, 4.12); Calibrated: 2016/11/24
- Sensor-Surface: 1.4mm (Mechanical Surface Detection)
- Electronics: DAE4 Sn1399; Calibrated: 2016/11/17
- Phantom: SAM_Right; Type: QD000P40CD; Serial: TP:1815
- ;Postprocessing SW: SEMCAD, V1.8 Build 159

Area Scan (101x201x1): Measurement grid: dx=10mm, dy=10mm
Maximum value of SAR (interpolated) = 3.86 mW/g

Zoom Scan (8x8x7)/Cube 0: Measurement grid: dx=4mm, dy=4mm, dz=1.4mm
Reference Value = 42.1 V/m; Power Drift = -0.124 dB
Peak SAR (extrapolated) = 16.8 W/kg
SAR(1 g) = 2.36 mW/g; SAR(10 g) = 0.566 mW/g
Maximum value of SAR (measured) = 7.69 mW/g



0 dB = 7.69mW/g

Test Laboratory: Sporton International Inc. SAR/HAC Testing Lab Date: 2017/5/15

#23_GSM850_GPRS (4 Tx slots)_Back_15mm_Ch251

Communication System: GSM850; Frequency: 848.8 MHz;Duty Cycle: 1:2.08
Medium: MSL_850_170515 Medium parameters used: f = 849 MHz; σ = 0.98 mho/m; ε_r = 54.7; ρ = 1000 kg/m^3
Ambient Temperature：23.3 ℃; Liquid Temperature：22.3 ℃

DASY4 Configuration:
- Probe: ES3DV3 - SN3270; ConvF(6.01, 6.01, 6.01); Calibrated: 2016/8/26
- Sensor-Surface: 3mm (Mechanical Surface Detection)
- Electronics: DAE4 Sn916; Calibrated: 2016/12/15
- Phantom: SAM_Right; Type: QD000P40CD; Serial: TP:1815
- ;Postprocessing SW: SEMCAD, V1.8 Build 159

Area Scan (71x131x1): Measurement grid: dx=15mm, dy=15mm
Maximum value of SAR (interpolated) = 0.333 mW/g

Zoom Scan (5x5x7)/Cube 0: Measurement grid: dx=8mm, dy=8mm, dz=5mm
Reference Value = 18.7 V/m; Power Drift = 0.008 dB
Peak SAR (extrapolated) = 0.377 W/kg
SAR(1 g) = 0.298 mW/g; SAR(10 g) = 0.232 mW/g
Maximum value of SAR (measured) = 0.325 mW/g

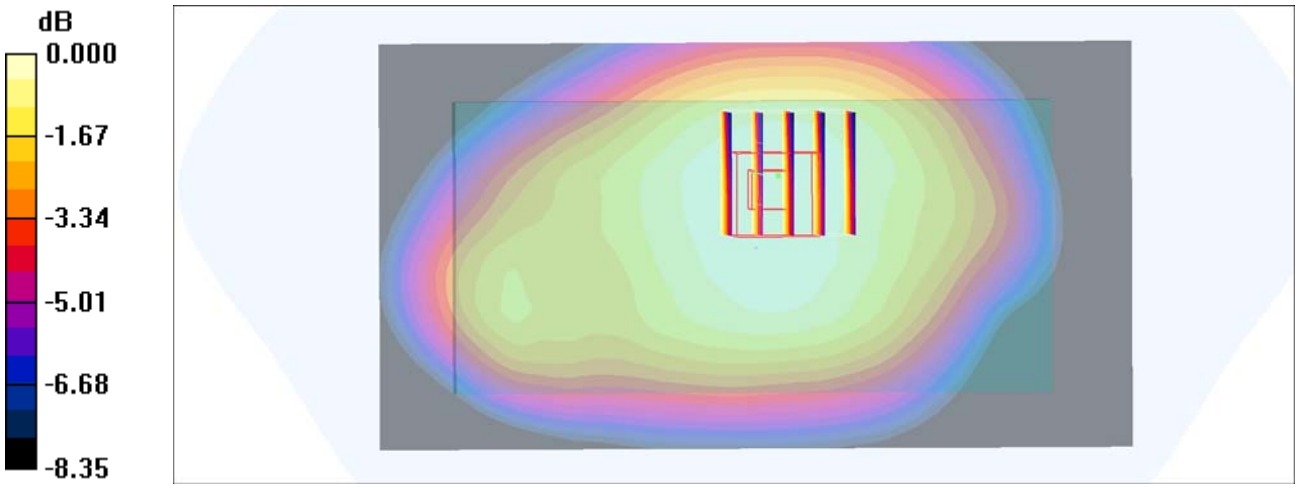

0 dB = 0.325mW/g

#24_GSM1900_GPRS (3 Tx slots)_Back_15mm_Ch810

Communication System: PCS; Frequency: 1909.8 MHz;Duty Cycle: 1:2.77
Medium: MSL_1900_170514 Medium parameters used: f = 1910 MHz; σ = 1.57 mho/m; ε_r = 55; ρ = 1000 kg/m^3
Ambient Temperature：23.5 ℃; Liquid Temperature：22.5 ℃

DASY4 Configuration:
- Probe: ES3DV3 - SN3270; ConvF(4.7, 4.7, 4.7); Calibrated: 2016/8/26
- Sensor-Surface: 3mm (Mechanical Surface Detection)
- Electronics: DAE4 Sn916; Calibrated: 2016/12/15
- Phantom: SAM_Right; Type: QD000P40CD; Serial: TP:1815
- ;Postprocessing SW: SEMCAD, V1.8 Build 159

Area Scan (71x61x1): Measurement grid: dx=15mm, dy=15mm
Maximum value of SAR (interpolated) = 0.329 mW/g

Zoom Scan (5x5x7)/Cube 0: Measurement grid: dx=8mm, dy=8mm, dz=5mm
Reference Value = 13.1 V/m; Power Drift = 0.003 dB
Peak SAR (extrapolated) = 0.419 W/kg
SAR(1 g) = 0.270 mW/g; SAR(10 g) = 0.158 mW/g
Maximum value of SAR (measured) = 0.314 mW/g

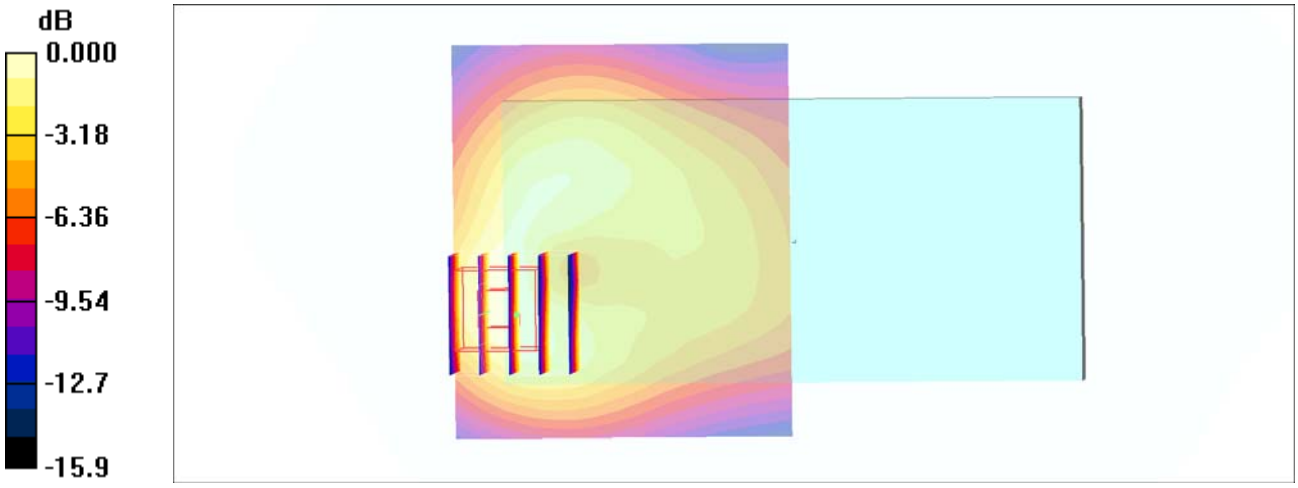

0 dB = 0.314mW/g

Test Laboratory: Sporton International Inc. SAR/HAC Testing Lab Date: 2017/5/14

#25_WCDMA II_RMC 12.2Kbps_Back_15mm_Ch9538

Communication System: WCDMA; Frequency: 1907.6 MHz;Duty Cycle: 1:1
Medium: MSL_1900_170514 Medium parameters used: f = 1908 MHz; σ = 1.57 mho/m; ε_r = 55; ρ = 1000 kg/m^3
Ambient Temperature：23.5 ℃; Liquid Temperature：22.5 ℃

DASY4 Configuration:
- Probe: ES3DV3 - SN3270; ConvF(4.7, 4.7, 4.7); Calibrated: 2016/8/26
- Sensor-Surface: 3mm (Mechanical Surface Detection)
- Electronics: DAE4 Sn916; Calibrated: 2016/12/15
- Phantom: SAM_Right; Type: QD000P40CD; Serial: TP:1815
- ;Postprocessing SW: SEMCAD, V1.8 Build 159

Area Scan (71x131x1): Measurement grid: dx=15mm, dy=15mm
Maximum value of SAR (interpolated) = 0.498 mW/g

Zoom Scan (5x5x7)/Cube 0: Measurement grid: dx=8mm, dy=8mm, dz=5mm
Reference Value = 16.7 V/m; Power Drift = -0.165 dB
Peak SAR (extrapolated) = 0.609 W/kg
SAR(1 g) = 0.384 mW/g; SAR(10 g) = 0.223 mW/g
Maximum value of SAR (measured) = 0.457 mW/g



0 dB = 0.457mW/g

Test Laboratory: Sporton International Inc. SAR/HAC Testing Lab Date: 2017/5/15

#26_WCDMA V_RMC 12.2Kbps_Back_15mm_Ch4182

Communication System: WCDMA; Frequency: 836.4 MHz;Duty Cycle: 1:1
Medium: MSL_850_170515 Medium parameters used : f = 836.4 MHz; σ = 0.967 mho/m; ε_r = 54.9; ρ = 1000 kg/m^3
Ambient Temperature：23.3 ℃; Liquid Temperature：22.3 ℃

DASY4 Configuration:
- Probe: ES3DV3 - SN3270; ConvF(6.01, 6.01, 6.01); Calibrated: 2016/8/26
- Sensor-Surface: 3mm (Mechanical Surface Detection)
- Electronics: DAE4 Sn916; Calibrated: 2016/12/15
- Phantom: SAM_Right; Type: QD000P40CD; Serial: TP:1815
- ;Postprocessing SW: SEMCAD, V1.8 Build 159

Area Scan (71x131x1): Measurement grid: dx=15mm, dy=15mm
Maximum value of SAR (interpolated) = 0.391 mW/g

Zoom Scan (5x5x7)/Cube 0: Measurement grid: dx=8mm, dy=8mm, dz=5mm
Reference Value = 20.5 V/m; Power Drift = -0.036 dB
Peak SAR (extrapolated) = 0.443 W/kg
SAR(1 g) = 0.357 mW/g; SAR(10 g) = 0.279 mW/g
Maximum value of SAR (measured) = 0.388 mW/g

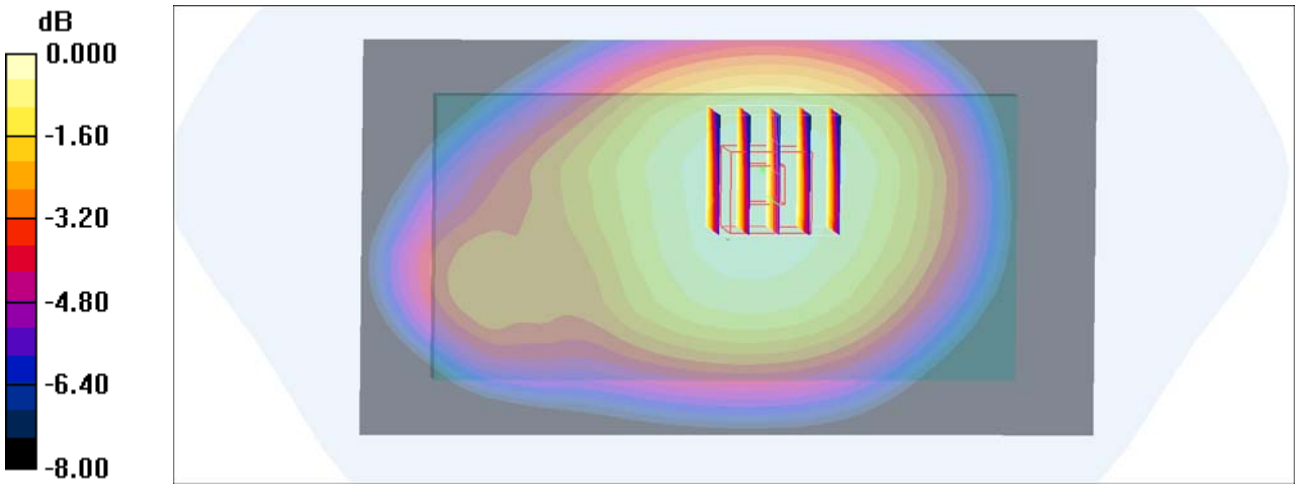

0 dB = 0.388mW/g

#27_LTE Band 2_20M_QPSK_1_0_Back_15mm_Ch19100

Communication System: LTE; Frequency: 1900 MHz;Duty Cycle: 1:1
Medium: MSL_1900_170514 Medium parameters used: f = 1900 MHz; σ = 1.56 mho/m; ε_r = 55; ρ = 1000 kg/m^3
Ambient Temperature：23.5 ℃； Liquid Temperature：22.5 ℃

DASY4 Configuration:
- Probe: ES3DV3 - SN3270; ConvF(4.7, 4.7, 4.7); Calibrated: 2016/8/26
- Sensor-Surface: 3mm (Mechanical Surface Detection)
- Electronics: DAE4 Sn916; Calibrated: 2016/12/15
- Phantom: SAM_Right; Type: QD000P40CD; Serial: TP:1815
- ;Postprocessing SW: SEMCAD, V1.8 Build 159

Area Scan (71x131x1): Measurement grid: dx=15mm, dy=15mm
Maximum value of SAR (interpolated) = 0.497 mW/g

Zoom Scan (5x5x7)/Cube 0: Measurement grid: dx=8mm, dy=8mm, dz=5mm
Reference Value = 17.0 V/m; Power Drift = -0.001 dB
Peak SAR (extrapolated) = 0.674 W/kg
SAR(1 g) = 0.432 mW/g; SAR(10 g) = 0.256 mW/g
Maximum value of SAR (measured) = 0.515 mW/g

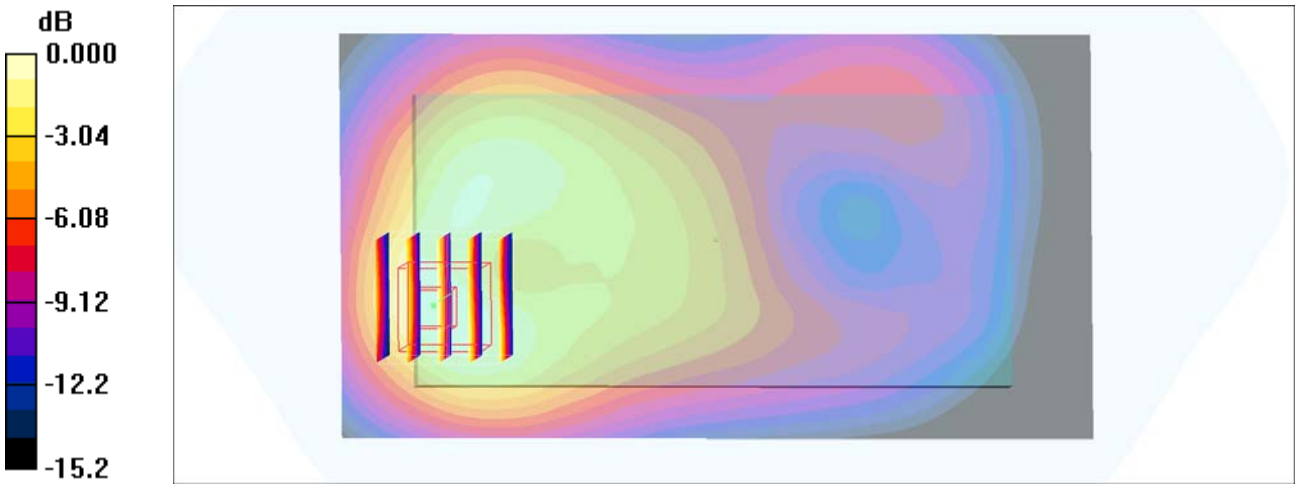

0 dB = 0.515mW/g

Test Laboratory: Sporton International Inc. SAR/HAC Testing Lab Date: 2017/5/15

#28_LTE Band 5_10M_QPSK_1_0_Back_15mm_Ch20525

Communication System: LTE; Frequency: 836.5 MHz;Duty Cycle: 1:1
Medium: MSL_850_170515 Medium parameters used : f = 836.5 MHz; σ = 0.967 mho/m; ε_r = 54.9; ρ = 1000 kg/m^3
Ambient Temperature：23.3 ℃; Liquid Temperature：22.3 ℃

DASY4 Configuration:
- Probe: ES3DV3 - SN3270; ConvF(6.01, 6.01, 6.01); Calibrated: 2016/8/26
- Sensor-Surface: 3mm (Mechanical Surface Detection)
- Electronics: DAE4 Sn916; Calibrated: 2016/12/15
- Phantom: SAM_Right; Type: QD000P40CD; Serial: TP:1815
- ;Postprocessing SW: SEMCAD, V1.8 Build 159

Area Scan (71x131x1): Measurement grid: dx=15mm, dy=15mm
Maximum value of SAR (interpolated) = 0.321 mW/g

Zoom Scan (5x5x7)/Cube 0: Measurement grid: dx=8mm, dy=8mm, dz=5mm
Reference Value = 18.6 V/m; Power Drift = 0.001 dB
Peak SAR (extrapolated) = 0.361 W/kg
SAR(1 g) = 0.291 mW/g; SAR(10 g) = 0.228 mW/g
Maximum value of SAR (measured) = 0.318 mW/g

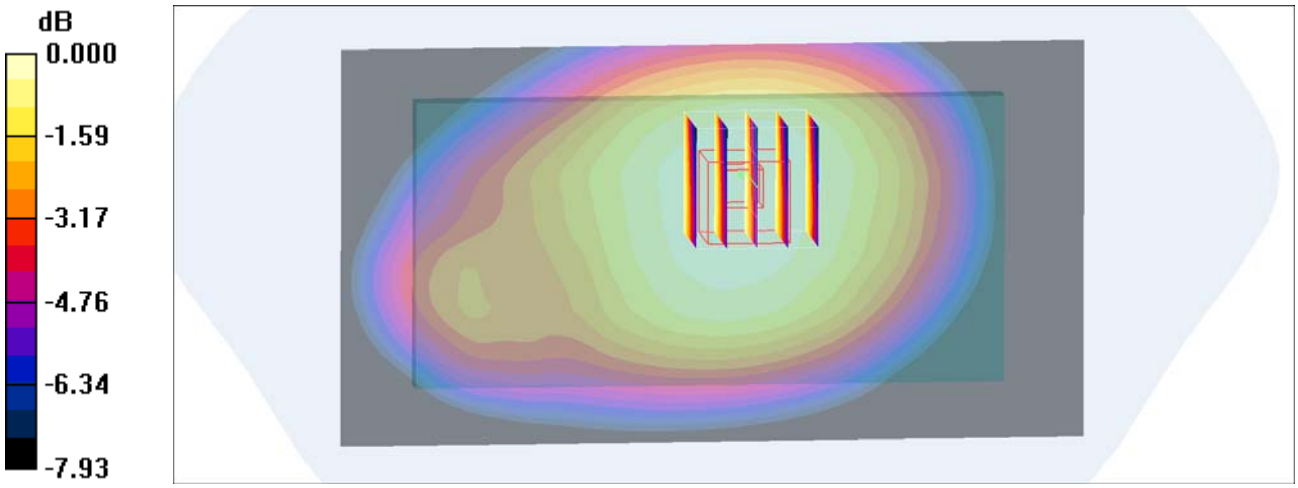

0 dB = 0.318mW/g

#29_LTE Band 7_20M_QPSK_1_0_Back_15mm_Ch21100

Communication System: LTE; Frequency: 2535 MHz;Duty Cycle: 1:1
Medium: MSL_2600_170513 Medium parameters used : f = 2535 MHz; σ = 2.03 mho/m; ε_r = 53.6; ρ = 1000 kg/m^3
Ambient Temperature：23.4 ℃； Liquid Temperature：22.4 ℃

DASY4 Configuration:
- Probe: ES3DV3 - SN3270; ConvF(4.12, 4.12, 4.12); Calibrated: 2016/8/26
- Sensor-Surface: 3mm (Mechanical Surface Detection)
- Electronics: DAE4 Sn916; Calibrated: 2016/12/15
- Phantom: SAM_Right; Type: QD000P40CD; Serial: TP:1815
- ;Postprocessing SW: SEMCAD, V1.8 Build 159

Area Scan (81x71x1): Measurement grid: dx=12mm, dy=12mm
Maximum value of SAR (interpolated) = 0.683 mW/g

Zoom Scan (7x7x7)/Cube 0: Measurement grid: dx=5mm, dy=5mm, dz=5mm
Reference Value = 12.7 V/m; Power Drift = 0.120 dB
Peak SAR (extrapolated) = 0.994 W/kg
SAR(1 g) = 0.534 mW/g; SAR(10 g) = 0.277 mW/g
Maximum value of SAR (measured) = 0.665 mW/g

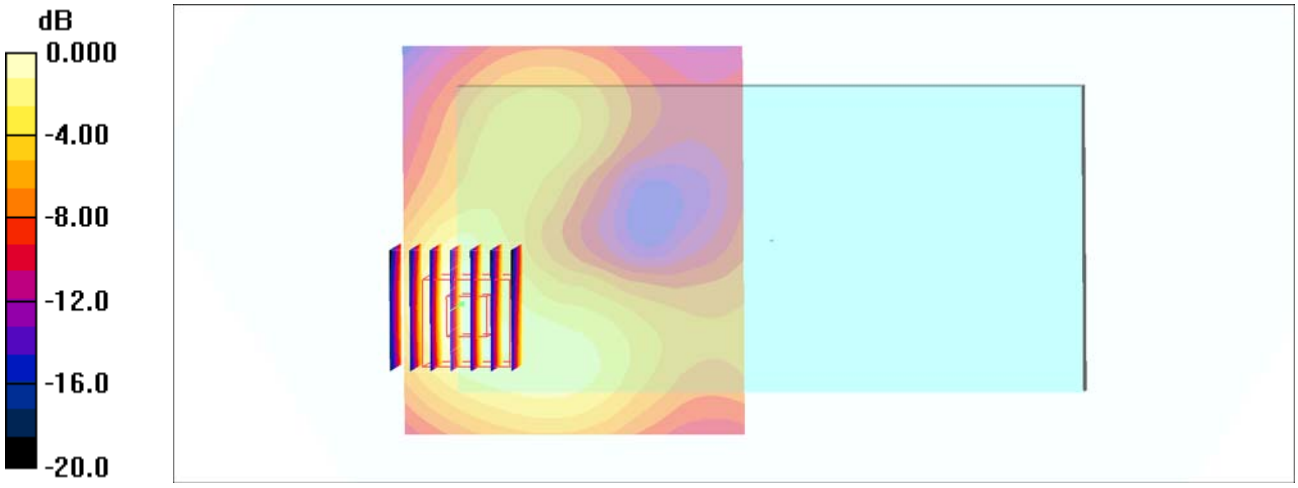

0 dB = 0.665mW/g

#30_WLAN2.4GHz_802.11b 1Mbps_Back_15mm_Ch1

Communication System: 802.11b; Frequency: 2412 MHz;Duty Cycle: 1:1
Medium: MSL_2450_170601 Medium parameters used: f = 2412 MHz; σ = 1.899 S/m; ε_r = 54.117; ρ = 1000 kg/m^3
Ambient Temperature：23.5 ℃; Liquid Temperature：22.5 ℃

DASY5 Configuration:
- Probe: ES3DV3 - SN3270; ConvF(4.28, 4.28, 4.28); Calibrated: 2016/8/26;
- Sensor-Surface: 3mm (Mechanical Surface Detection)
- Electronics: DAE4 Sn916; Calibrated: 2016/12/15
- Phantom: SAM_Right; Type: QD000P40CD; Serial: 1884
- Measurement SW: DASY52, Version 52.8 (8);SEMCAD X Version 14.6.10 (7331)

Area Scan (91x161x1): Interpolated grid: dx=1.200 mm, dy=1.200 mm
Maximum value of SAR (interpolated) = 0.147 W/kg

Zoom Scan (7x7x7)/Cube 0: Measurement grid: dx=5mm, dy=5mm, dz=5mm
Reference Value = 3.251 V/m; Power Drift = -0.13 dB
Peak SAR (extrapolated) = 0.220 W/kg
SAR(1 g) = 0.118 W/kg; SAR(10 g) = 0.062 W/kg
Maximum value of SAR (measured) = 0.148 W/kg

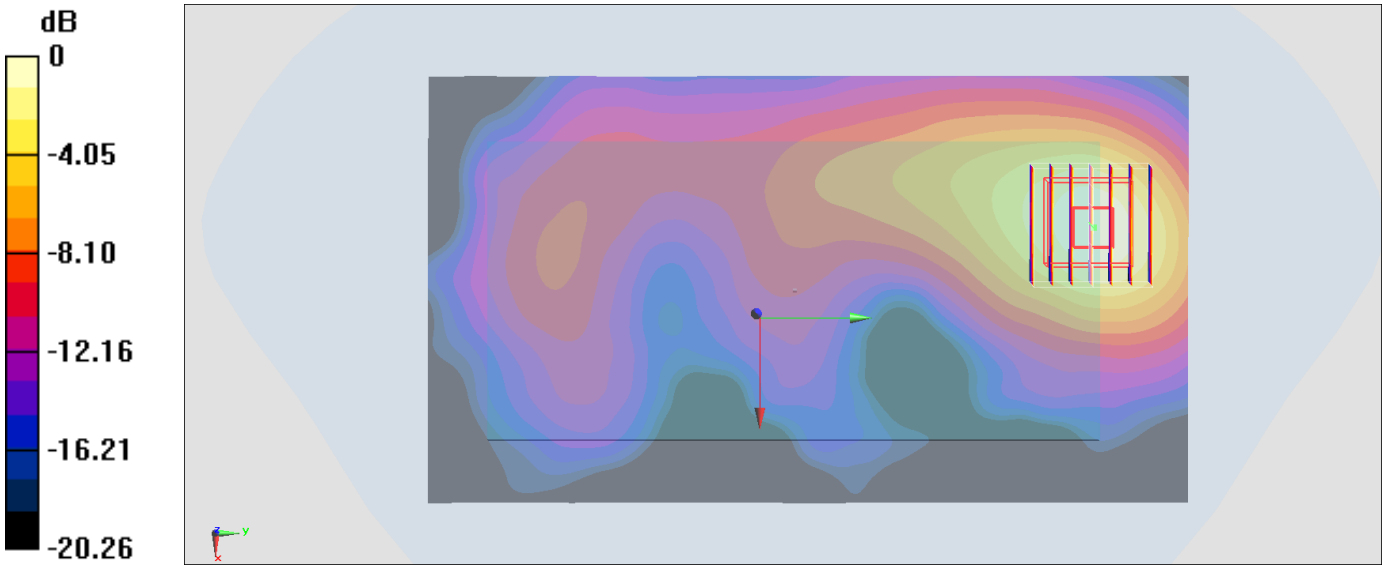

0 dB = 0.148 W/kg = -8.30 dBW/kg

#31_WLAN5GHz_802.11a 6Mbps_Back_15mm_Ch56

Communication System: 802.11a; Frequency: 5280 MHz;Duty Cycle: 1:1.029
Medium: MSL_5G_170601 Medium parameters used: f = 5280 MHz; σ = 5.41 mho/m; ε_r = 46.8; ρ = 1000 kg/m^3
Ambient Temperature：23.5 ℃; Liquid Temperature：22.5 ℃

DASY4 Configuration:
- Probe: EX3DV4 - SN3955; ConvF(4.51, 4.51, 4.51); Calibrated: 2016/11/24
- Sensor-Surface: 1.4mm (Mechanical Surface Detection)
- Electronics: DAE4 Sn1399; Calibrated: 2016/11/17
- Phantom: SAM_Right; Type: QD000P40CD; Serial: TP:1815
- ;Postprocessing SW: SEMCAD, V1.8 Build 159

Area Scan (101x201x1): Measurement grid: dx=10mm, dy=10mm
Maximum value of SAR (interpolated) = 0.268 mW/g

Zoom Scan (8x8x7)/Cube 0: Measurement grid: dx=4mm, dy=4mm, dz=1.4mm
Reference Value = 8.73 V/m; Power Drift = -0.120 dB
Peak SAR (extrapolated) = 0.524 W/kg
SAR(1 g) = 0.144 mW/g; SAR(10 g) = 0.059 mW/g
Maximum value of SAR (measured) = 0.314 mW/g

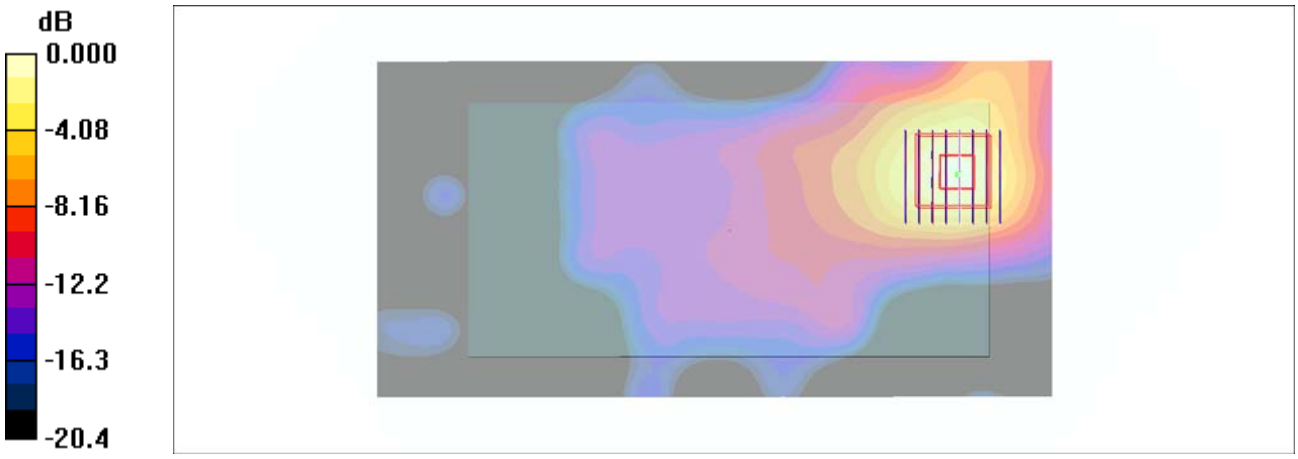

0 dB = 0.314mW/g

#32_WLAN5GHz_802.11a 6Mbps_Back_15mm_Ch100

Communication System: 802.11a; Frequency: 5500 MHz;Duty Cycle: 1:1.029
Medium: MSL_5G_170601 Medium parameters used: f = 5500 MHz; σ = 5.69 mho/m; ε_r = 46.4; ρ = 1000 kg/m^3
Ambient Temperature：23.5 ℃; Liquid Temperature：22.5 ℃

DASY4 Configuration:
- Probe: EX3DV4 - SN3955; ConvF(3.91, 3.91, 3.91); Calibrated: 2016/11/24
- Sensor-Surface: 1.4mm (Mechanical Surface Detection)
- Electronics: DAE4 Sn1399; Calibrated: 2016/11/17
- Phantom: SAM_Right; Type: QD000P40CD; Serial: TP:1815
- ;Postprocessing SW: SEMCAD, V1.8 Build 159

Area Scan (101x201x1): Measurement grid: dx=10mm, dy=10mm
Maximum value of SAR (interpolated) = 0.210 mW/g

Zoom Scan (8x8x7)/Cube 0: Measurement grid: dx=4mm, dy=4mm, dz=1.4mm
Reference Value = 6.39 V/m; Power Drift = -0.103 dB
Peak SAR (extrapolated) = 0.356 W/kg
SAR(1 g) = 0.085 mW/g; SAR(10 g) = 0.039 mW/g
Maximum value of SAR (measured) = 0.188 mW/g

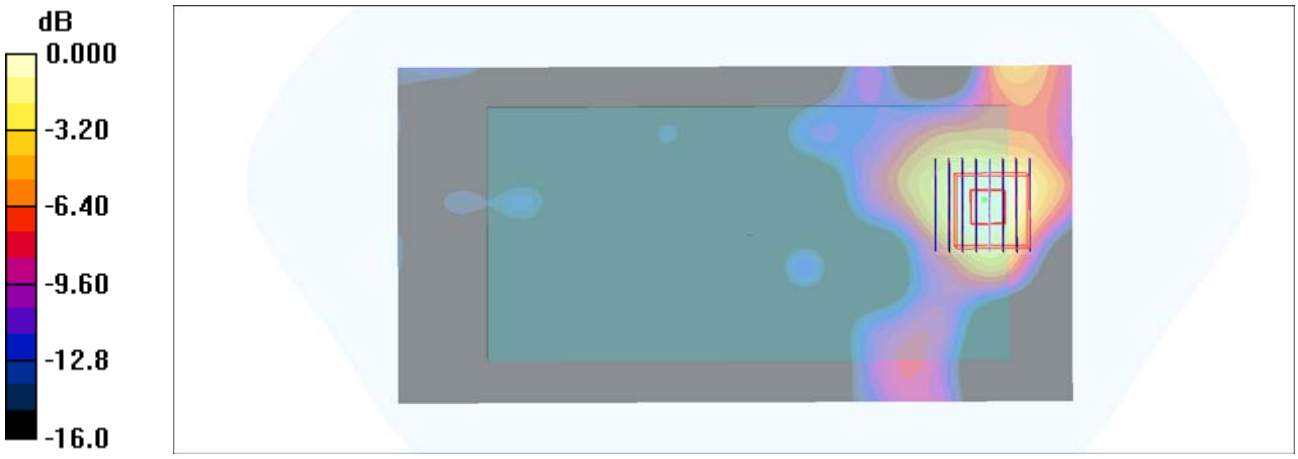

0 dB = 0.188mW/g

#33_WLAN5GHz_802.11a 6Mbps_Back_15mm_Ch157

Communication System: 802.11a; Frequency: 5785 MHz;Duty Cycle: 1:1.029
Medium: MSL_5G_170601 Medium parameters used: f = 5785 MHz; σ = 6.06 mho/m; ε_r = 46; ρ = 1000 kg/m^3
Ambient Temperature：23.5 ℃; Liquid Temperature：22.5 ℃

DASY4 Configuration:
- Probe: EX3DV4 - SN3955; ConvF(4.12, 4.12, 4.12); Calibrated: 2016/11/24
- Sensor-Surface: 1.4mm (Mechanical Surface Detection)
- Electronics: DAE4 Sn1399; Calibrated: 2016/11/17
- Phantom: SAM_Right; Type: QD000P40CD; Serial: TP:1815
- ;Postprocessing SW: SEMCAD, V1.8 Build 159

Area Scan (101x201x1): Measurement grid: dx=10mm, dy=10mm
Maximum value of SAR (interpolated) = 0.231 mW/g

Zoom Scan (8x8x7)/Cube 0: Measurement grid: dx=4mm, dy=4mm, dz=1.4mm
Reference Value = 5.73 V/m; Power Drift = -0.167 dB
Peak SAR (extrapolated) = 0.408 W/kg
SAR(1 g) = 0.090 mW/g; SAR(10 g) = 0.040 mW/g
Maximum value of SAR (measured) = 0.201 mW/g



0 dB = 0.201mW/g