Test Laboratory: Sporton International Inc. SAR/HAC Testing Lab Date: 2016/10/19

#01_GSM850_GPRS (4 Tx slots)_Left Cheek_Ch128

Communication System: GSM850; Frequency: 824.2 MHz;Duty Cycle: 1:2.08
Medium: HSL_850_161019 Medium parameters used: f = 824.2 MHz; σ = 0.879 mho/m; ε_r = 43.2; ρ = 1000 kg/m^3
Ambient Temperature：23.3 ℃； Liquid Temperature：22.3 ℃

DASY4 Configuration:
- Probe: EX3DV4 - SN3925; ConvF(9.92, 9.92, 9.92); Calibrated: 2016/5/26
- Sensor-Surface: 1.4mm (Mechanical Surface Detection)
- Electronics: DAE3 Sn495; Calibrated: 2016/5/27
- Phantom: SAM_Right; Type: QD000P40CD; Serial: TP:1383
- ;Postprocessing SW: SEMCAD, V1.8 Build 159

Area Scan (61x111x1): Measurement grid: dx=15mm, dy=15mm
Maximum value of SAR (interpolated) = 0.249 mW/g

Zoom Scan (5x5x7)/Cube 0: Measurement grid: dx=8mm, dy=8mm, dz=5mm
Reference Value = 15.3 V/m; Power Drift = 0.082 dB
Peak SAR (extrapolated) = 0.261 W/kg
SAR(1 g) = 0.210 mW/g; SAR(10 g) = 0.163 mW/g
Maximum value of SAR (measured) = 0.247 mW/g



0 dB = 0.247mW/g

Test Laboratory: Sporton International Inc. SAR/HAC Testing Lab Date: 2016/10/18

#02_GSM1900_GPRS (3 Tx slots)_Right Cheek_Ch810

Communication System: PCS; Frequency: 1909.8 MHz;Duty Cycle: 1:2.77
Medium: HSL_1900_161018 Medium parameters used: f = 1910 MHz; σ = 1.46 mho/m; ε_r = 39.3; ρ = 1000 kg/m^3
Ambient Temperature：23.4 ℃； Liquid Temperature：22.4 ℃

DASY4 Configuration:
- Probe: EX3DV4 - SN3925; ConvF(8.3, 8.3, 8.3); Calibrated: 2016/5/26
- Sensor-Surface: 1.4mm (Mechanical Surface Detection)
- Electronics: DAE3 Sn495; Calibrated: 2016/5/27
- Phantom: SAM_Right; Type: QD000P40CD; Serial: TP:1383
- ;Postprocessing SW: SEMCAD, V1.8 Build 159

Area Scan (61x111x1): Measurement grid: dx=15mm, dy=15mm
Maximum value of SAR (interpolated) = 0.222 mW/g

Zoom Scan (5x5x7)/Cube 0: Measurement grid: dx=8mm, dy=8mm, dz=5mm
Reference Value = 7.72 V/m; Power Drift = 0.119 dB
Peak SAR (extrapolated) = 0.233 W/kg
SAR(1 g) = 0.147 mW/g; SAR(10 g) = 0.092 mW/g
Maximum value of SAR (measured) = 0.202 mW/g

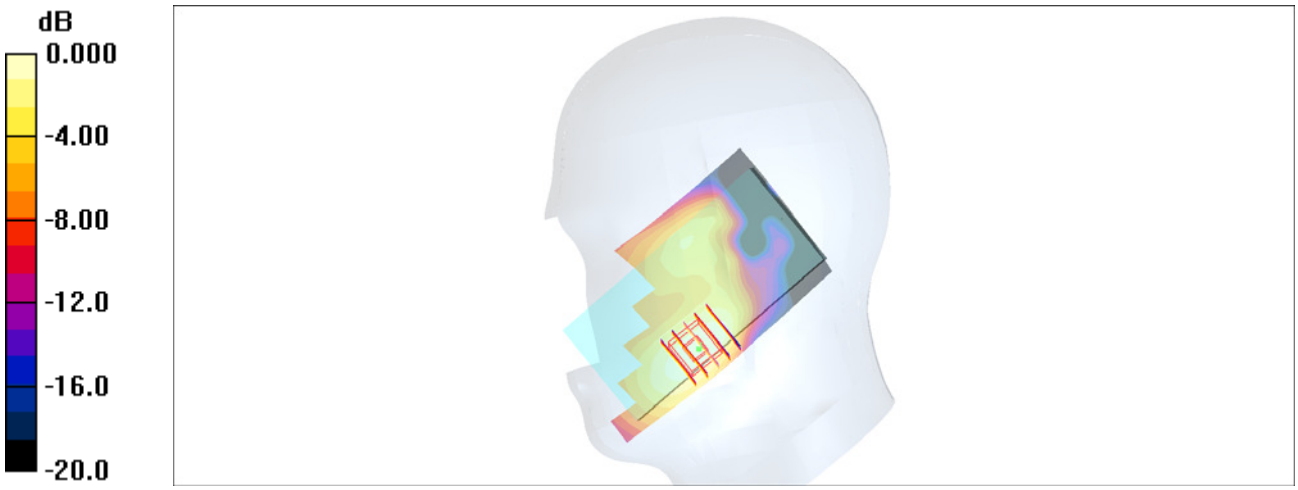

0 dB = 0.202mW/g

#03_WCDMA II_RMC 12.2Kbps_Right Cheek_Ch9538

Communication System: WCDMA; Frequency: 1907.6 MHz;Duty Cycle: 1:1
Medium: HSL_1900_161018 Medium parameters used: f = 1908 MHz; σ = 1.46 mho/m; ε_r = 39.3; ρ = 1000 kg/m^3
Ambient Temperature：23.4 ℃； Liquid Temperature：22.4 ℃

DASY4 Configuration:
- Probe: EX3DV4 - SN3925; ConvF(8.3, 8.3, 8.3); Calibrated: 2016/5/26
- Sensor-Surface: 1.4mm (Mechanical Surface Detection)
- Electronics: DAE3 Sn495; Calibrated: 2016/5/27
- Phantom: SAM_Right; Type: QD000P40CD; Serial: TP:1383
- ;Postprocessing SW: SEMCAD, V1.8 Build 159

Area Scan (61x111x1): Measurement grid: dx=15mm, dy=15mm
Maximum value of SAR (interpolated) = 0.369 mW/g

Zoom Scan (5x5x7)/Cube 0: Measurement grid: dx=8mm, dy=8mm, dz=5mm
Reference Value = 8.57 V/m; Power Drift = 0.067 dB
Peak SAR (extrapolated) = 0.435 W/kg
SAR(1 g) = 0.274 mW/g; SAR(10 g) = 0.170 mW/g
Maximum value of SAR (measured) = 0.377 mW/g



0 dB = 0.377mW/g

#04_WCDMA V_RMC 12.2Kbps_Left Cheek_Ch4132

Communication System: WCDMA; Frequency: 826.4 MHz;Duty Cycle: 1:1
Medium: HSL_850_161019 Medium parameters used: f = 826.4 MHz; σ = 0.881 mho/m; ε_r = 43.1; ρ = 1000 kg/m^3
Ambient Temperature：23.3 ℃; Liquid Temperature：22.3 ℃

DASY4 Configuration:
- Probe: EX3DV4 - SN3925; ConvF(9.92, 9.92, 9.92); Calibrated: 2016/5/26
- Sensor-Surface: 1.4mm (Mechanical Surface Detection)
- Electronics: DAE3 Sn495; Calibrated: 2016/5/27
- Phantom: SAM_Right; Type: QD000P40CD; Serial: TP:1383
- ;Postprocessing SW: SEMCAD, V1.8 Build 159

Area Scan (61x111x1): Measurement grid: dx=15mm, dy=15mm
Maximum value of SAR (interpolated) = 0.273 mW/g

Zoom Scan (5x5x7)/Cube 0: Measurement grid: dx=8mm, dy=8mm, dz=5mm
Reference Value = 14.8 V/m; Power Drift = 0.110 dB
Peak SAR (extrapolated) = 0.282 W/kg
SAR(1 g) = 0.233 mW/g; SAR(10 g) = 0.182 mW/g
Maximum value of SAR (measured) = 0.268 mW/g



0 dB = 0.268mW/g

#05_LTE Band 5_10M_QPSK_1_0_Left Cheek_Ch20525

Communication System: LTE; Frequency: 836.5 MHz;Duty Cycle: 1:1
Medium: HSL_850_161019 Medium parameters used : f = 836.5 MHz; σ = 0.891 mho/m; ε_r = 43; ρ = 1000 kg/m^3
Ambient Temperature：23.3 ℃； Liquid Temperature：22.3 ℃

DASY4 Configuration:
- Probe: EX3DV4 - SN3925; ConvF(9.92, 9.92, 9.92); Calibrated: 2016/5/26
- Sensor-Surface: 1.4mm (Mechanical Surface Detection)
- Electronics: DAE3 Sn495; Calibrated: 2016/5/27
- Phantom: SAM_Right; Type: QD000P40CD; Serial: TP:1383
- ;Postprocessing SW: SEMCAD, V1.8 Build 159

Area Scan (61x111x1): Measurement grid: dx=15mm, dy=15mm
Maximum value of SAR (interpolated) = 0.317 mW/g

Zoom Scan (5x5x7)/Cube 0: Measurement grid: dx=8mm, dy=8mm, dz=5mm
Reference Value = 15.9 V/m; Power Drift = -0.008 dB
Peak SAR (extrapolated) = 0.329 W/kg
SAR(1 g) = 0.274 mW/g; SAR(10 g) = 0.214 mW/g
Maximum value of SAR (measured) = 0.313 mW/g



0 dB = 0.313mW/g

#06_LTE Band 7_20M_QPSK_1_0_Left Cheek_Ch20850

Communication System: LTE; Frequency: 2510 MHz;Duty Cycle: 1:1
Medium: HSL_2600_161020 Medium parameters used: f = 2510 MHz; σ = 1.87 mho/m; ε_r = 40.6; ρ = 1000 kg/m^3
Ambient Temperature：23.5 ℃； Liquid Temperature：22.5 ℃

DASY4 Configuration:
- Probe: EX3DV4 - SN3925; ConvF(7.28, 7.28, 7.28); Calibrated: 2016/5/26
- Sensor-Surface: 1.4mm (Mechanical Surface Detection)
- Electronics: DAE3 Sn495; Calibrated: 2016/5/27
- Phantom: SAM_Right; Type: QD000P40CD; Serial: TP:1383
- ;Postprocessing SW: SEMCAD, V1.8 Build 159

Area Scan (71x141x1): Measurement grid: dx=12mm, dy=12mm
Maximum value of SAR (interpolated) = 0.437 mW/g

Zoom Scan (7x7x7)/Cube 0: Measurement grid: dx=5mm, dy=5mm, dz=5mm
Reference Value = 9.47 V/m; Power Drift = 0.037 dB
Peak SAR (extrapolated) = 0.534 W/kg
SAR(1 g) = 0.304 mW/g; SAR(10 g) = 0.159 mW/g
Maximum value of SAR (measured) = 0.444 mW/g



0 dB = 0.444mW/g

#07_LTE Band 41_20M_QPSK_1_99_Left Cheek_Ch41140

Communication System: LTE; Frequency: 2645 MHz;Duty Cycle: 1:1.59
Medium: HSL_2600_161020 Medium parameters used: f = 2645 MHz; σ = 2.03 mho/m; ε_r = 40.1; ρ = 1000 kg/m^3
Ambient Temperature：23.5 ℃； Liquid Temperature：22.5 ℃

DASY4 Configuration:
- Probe: EX3DV4 - SN3925; ConvF(7.28, 7.28, 7.28); Calibrated: 2016/5/26
- Sensor-Surface: 1.4mm (Mechanical Surface Detection)
- Electronics: DAE3 Sn495; Calibrated: 2016/5/27
- Phantom: SAM_Right; Type: QD000P40CD; Serial: TP:1383
- ;Postprocessing SW: SEMCAD, V1.8 Build 159

Area Scan (71x141x1): Measurement grid: dx=12mm, dy=12mm
Maximum value of SAR (interpolated) = 0.579 mW/g

Zoom Scan (7x7x7)/Cube 0: Measurement grid: dx=5mm, dy=5mm, dz=5mm
Reference Value = 14.5 V/m; Power Drift = 0.119 dB
Peak SAR (extrapolated) = 0.673 W/kg
SAR(1 g) = 0.360 mW/g; SAR(10 g) = 0.184 mW/g
Maximum value of SAR (measured) = 0.540 mW/g



0 dB = 0.540mW/g

#08_GSM850_GPRS (4 Tx slots)_Back_10mm_Ch128

Communication System: GSM850; Frequency: 824.2 MHz;Duty Cycle: 1:2.08
Medium: MSL_850_161017 Medium parameters used: f = 824.2 MHz; σ = 0.972 mho/m; ε_r = 57.3; ρ = 1000 kg/m^3
Ambient Temperature：23.5 ℃; Liquid Temperature：22.5 ℃

DASY4 Configuration:
- Probe: EX3DV4 - SN3925; ConvF(9.91, 9.91, 9.91); Calibrated: 2016/5/26
- Sensor-Surface: 1.4mm (Mechanical Surface Detection)
- Electronics: DAE3 Sn495; Calibrated: 2016/5/27
- Phantom: SAM_Right; Type: QD000P40CD; Serial: TP:1383
- ;Postprocessing SW: SEMCAD, V1.8 Build 159

Area Scan (61x121x1): Measurement grid: dx=15mm, dy=15mm
Maximum value of SAR (interpolated) = 0.402 mW/g

Zoom Scan (5x5x7)/Cube 0: Measurement grid: dx=8mm, dy=8mm, dz=5mm
Reference Value = 20.8 V/m; Power Drift = 0.048 dB
Peak SAR (extrapolated) = 0.441 W/kg
SAR(1 g) = 0.342 mW/g; SAR(10 g) = 0.267 mW/g
Maximum value of SAR (measured) = 0.410 mW/g

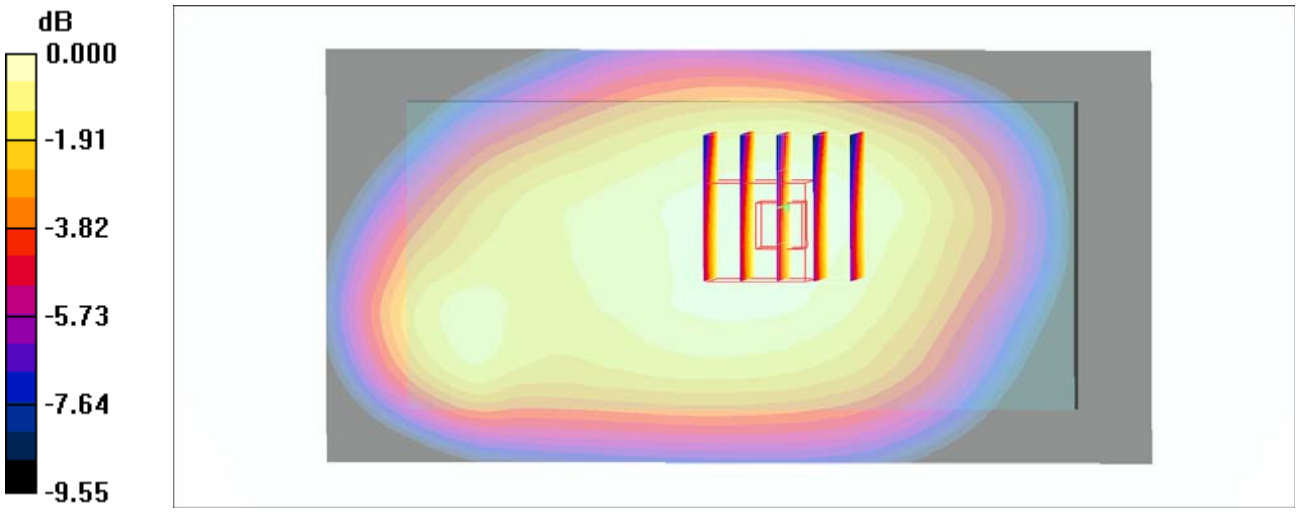

0 dB = 0.410mW/g

#09_GSM1900_GPRS (3 Tx slots)_Bottom Side_10mm_Ch512

Communication System: PCS; Frequency: 1850.2 MHz;Duty Cycle: 1:2.77
Medium: MSL_1900_161015 Medium parameters used : f = 1850.2 MHz; σ = 1.5 mho/m; ε_r = 55.2; ρ = 1000 kg/m^3
Ambient Temperature：23.2 ℃; Liquid Temperature：22.2 ℃

DASY4 Configuration:
- Probe: EX3DV4 - SN3925; ConvF(8, 8, 8); Calibrated: 2016/5/26
- Sensor-Surface: 1.4mm (Mechanical Surface Detection)
- Electronics: DAE3 Sn495; Calibrated: 2016/5/27
- Phantom: SAM_Right; Type: QD000P40CD; Serial: TP:1383
- ;Postprocessing SW: SEMCAD, V1.8 Build 159

Area Scan (41x71x1): Measurement grid: dx=15mm, dy=15mm
Maximum value of SAR (interpolated) = 1.78 mW/g

Zoom Scan (5x5x7)/Cube 0: Measurement grid: dx=8mm, dy=8mm, dz=5mm
Reference Value = 35.5 V/m; Power Drift = 0.007 dB
Peak SAR (extrapolated) = 2.17 W/kg
SAR(1 g) = 1.15 mW/g; SAR(10 g) = 0.582 mW/g
Maximum value of SAR (measured) = 1.77 mW/g

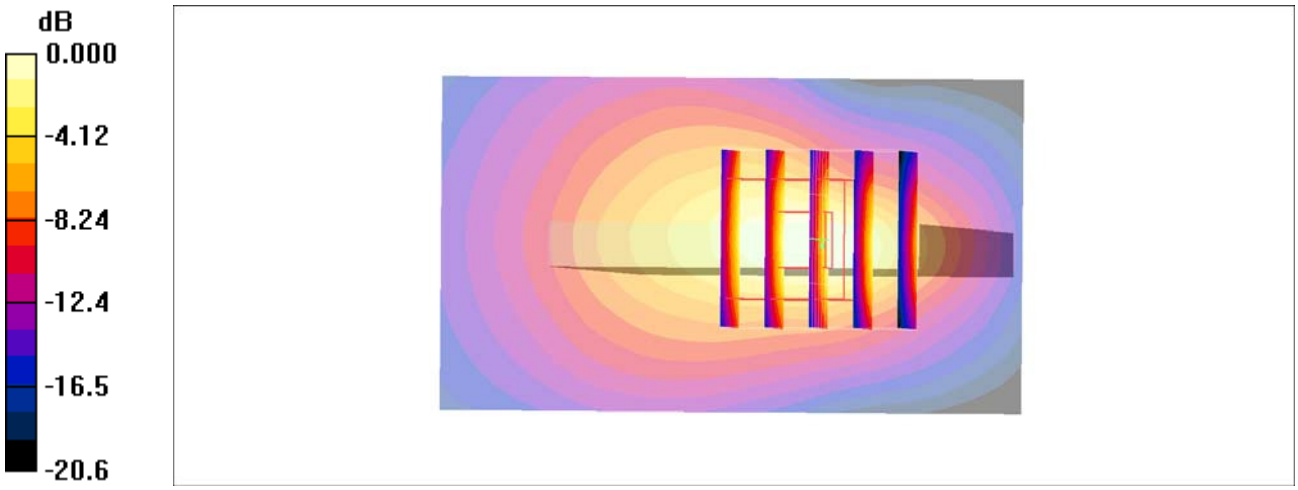

0 dB = 1.77mW/g

#10_WCDMA II_RMC 12.2Kbps_Bottom Side_10mm_Ch9262

Communication System: WCDMA; Frequency: 1852.4 MHz;Duty Cycle: 1:1
Medium: MSL_1900_161015 Medium parameters used: f = 1852.4 MHz; σ = 1.5 mho/m; ε_r = 55.2; ρ = 1000 kg/m^3
Ambient Temperature：23.2 ℃； Liquid Temperature：22.2 ℃

DASY4 Configuration:
- Probe: EX3DV4 - SN3925; ConvF(8, 8, 8); Calibrated: 2016/5/26
- Sensor-Surface: 1.4mm (Mechanical Surface Detection)
- Electronics: DAE3 Sn495; Calibrated: 2016/5/27
- Phantom: SAM_Right; Type: QD000P40CD; Serial: TP:1383
- ;Postprocessing SW: SEMCAD, V1.8 Build 159

Area Scan (41x71x1): Measurement grid: dx=15mm, dy=15mm
Maximum value of SAR (interpolated) = 1.70 mW/g

Zoom Scan (5x5x7)/Cube 0: Measurement grid: dx=8mm, dy=8mm, dz=5mm
Reference Value = 34.8 V/m; Power Drift = -0.025 dB
Peak SAR (extrapolated) = 2.09 W/kg
SAR(1 g) = 1.15 mW/g; SAR(10 g) = 0.595 mW/g
Maximum value of SAR (measured) = 1.78 mW/g

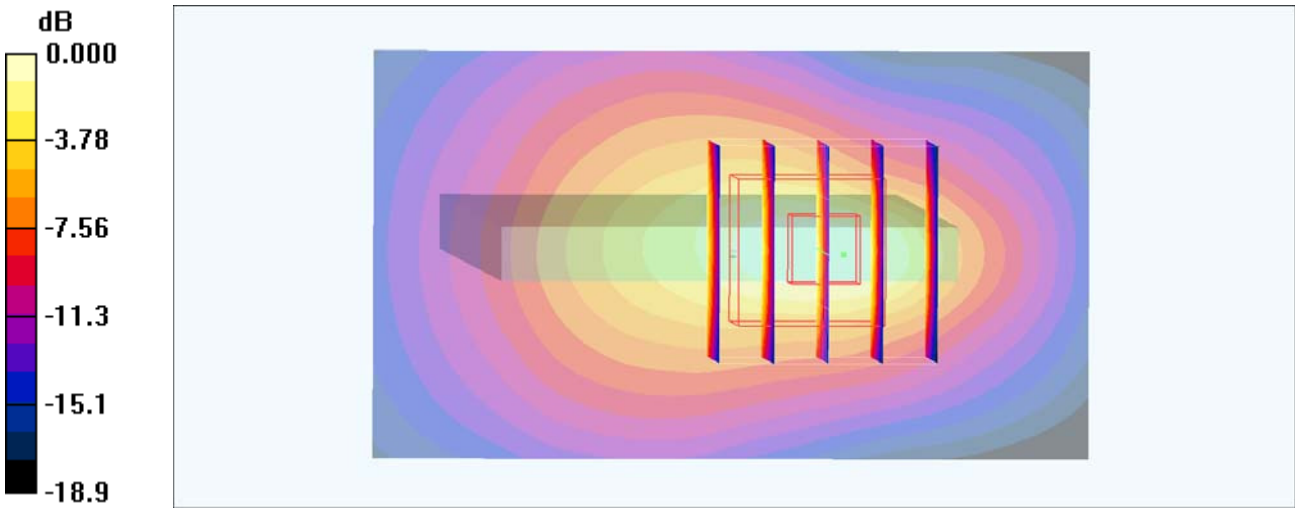

0 dB = 1.78mW/g

Test Laboratory: Sporton International Inc. SAR/HAC Testing Lab Date/Time: 2016/10/17

#11_WCDMA V_RMC 12.2Kbps_Back_10mm_Ch4132

Communication System: WCDMA; Frequency: 826.4 MHz;Duty Cycle: 1:1
Medium: MSL_850_161017 Medium parameters used : f = 826.4 MHz; σ = 0.974 mho/m; ε_r = 57.3; ρ = 1000 kg/m^3
Ambient Temperature：23.5 ℃; Liquid Temperature：22.5 ℃

DASY4 Configuration:
- Probe: EX3DV4 - SN3925; ConvF(9.91, 9.91, 9.91); Calibrated: 2016/5/26
- Sensor-Surface: 1.4mm (Mechanical Surface Detection)
- Electronics: DAE3 Sn495; Calibrated: 2016/5/27
- Phantom: SAM_Right; Type: QD000P40CD; Serial: TP:1383
- ;Postprocessing SW: SEMCAD, V1.8 Build 159

Area Scan (51x111x1): Measurement grid: dx=15mm, dy=15mm
Maximum value of SAR (interpolated) = 0.454 mW/g

Zoom Scan (5x5x7)/Cube 0: Measurement grid: dx=8mm, dy=8mm, dz=5mm
Reference Value = 22.1 V/m; Power Drift = 0.08 dB
Peak SAR (extrapolated) = 0.498 W/kg
SAR(1 g) = 0.386 mW/g; SAR(10 g) = 0.299 mW/g
Maximum value of SAR (measured) = 0.457 mW/g

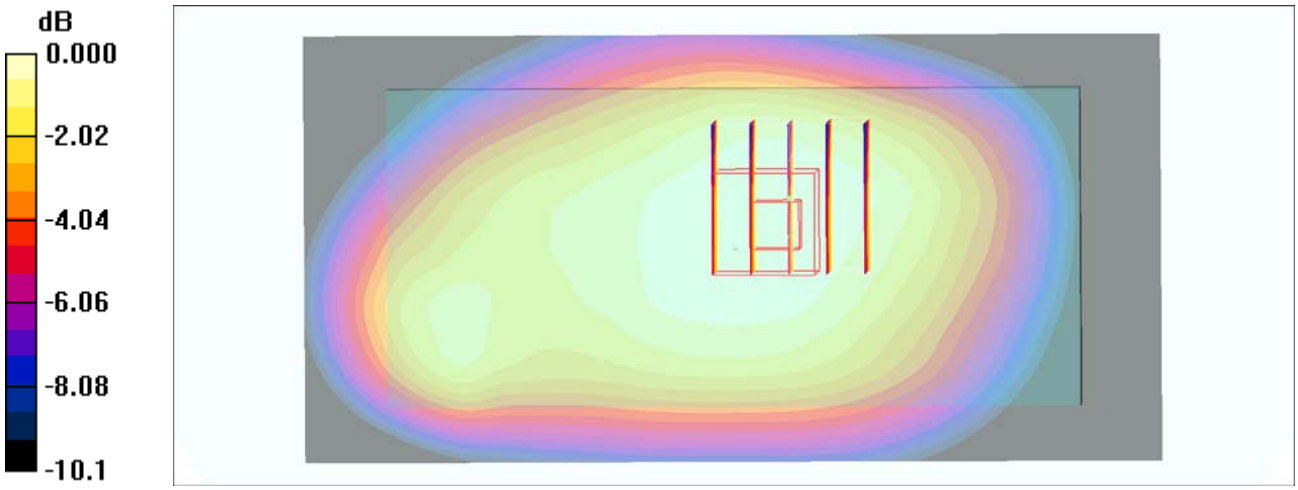

0 dB = 0.457mW/g

#12_LTE Band 5_10M_QPSK_1_0_Back_10mm_Ch20525

Communication System: LTE; Frequency: 836.5 MHz;Duty Cycle: 1:1
Medium: MSL_850_161017 Medium parameters used: f = 836.5 MHz; σ = 0.983 mho/m; ε_r = 57.2; ρ = 1000 kg/m^3
Ambient Temperature：23.5 ℃； Liquid Temperature：22.5 ℃

DASY4 Configuration:
- Probe: EX3DV4 - SN3925; ConvF(9.91, 9.91, 9.91); Calibrated: 2016/5/26
- Sensor-Surface: 1.4mm (Mechanical Surface Detection)
- Electronics: DAE3 Sn495; Calibrated: 2016/5/27
- Phantom: SAM_Right; Type: QD000P40CD; Serial: TP:1383
- ;Postprocessing SW: SEMCAD, V1.8 Build 159

Area Scan (51x111x1): Measurement grid: dx=15mm, dy=15mm
Maximum value of SAR (interpolated) = 0.460 mW/g

Zoom Scan (5x5x7)/Cube 0: Measurement grid: dx=8mm, dy=8mm, dz=5mm
Reference Value = 22.2 V/m; Power Drift = 0.003 dB
Peak SAR (extrapolated) = 0.504 W/kg
SAR(1 g) = 0.391 mW/g; SAR(10 g) = 0.302 mW/g
Maximum value of SAR (measured) = 0.463 mW/g

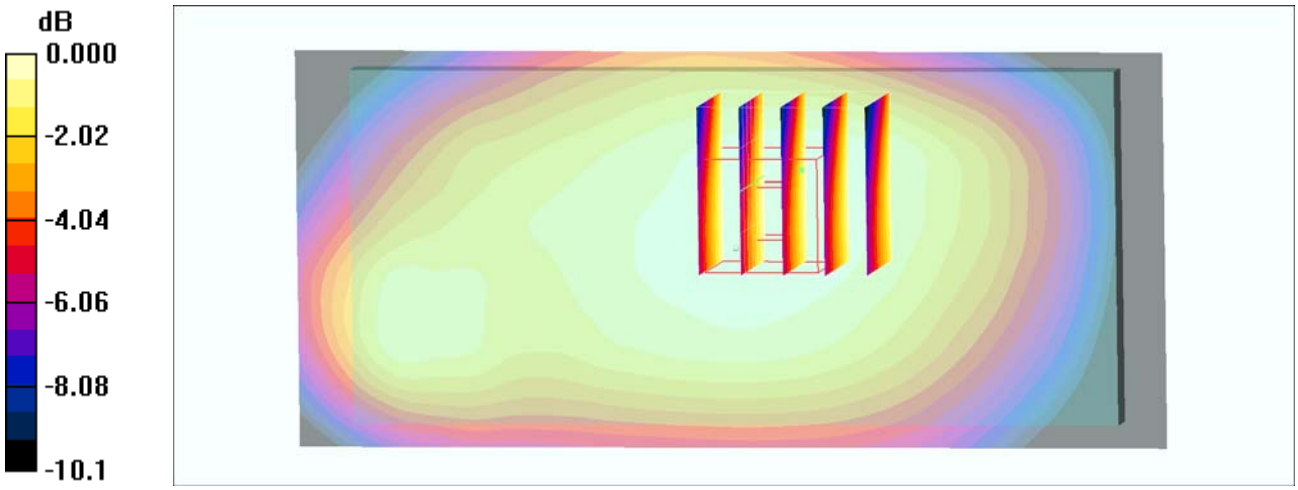

0 dB = 0.463mW/g

Test Laboratory: Sporton International Inc. SAR/HAC Testing Lab Date: 2016/10/16

#13_LTE Band 7_20M_QPSK_50_0_Back_10mm_Ch20850

Communication System: LTE; Frequency: 2510 MHz;Duty Cycle: 1:1
Medium: MSL_2600_161016 Medium parameters used: f = 2510 MHz; σ = 2.01 mho/m; ε_r = 53.7; ρ = 1000 kg/m^3
Ambient Temperature：23.3 ℃； Liquid Temperature：22.3 ℃

DASY4 Configuration:
- Probe: EX3DV4 - SN3925; ConvF(7.38, 7.38, 7.38); Calibrated: 2016/5/26
- Sensor-Surface: 1.4mm (Mechanical Surface Detection)
- Electronics: DAE3 Sn495; Calibrated: 2016/5/27
- Phantom: SAM_Right; Type: QD000P40CD; Serial: TP:1383
- ;Postprocessing SW: SEMCAD, V1.8 Build 159

Area Scan (71x101x1): Measurement grid: dx=12mm, dy=12mm
Maximum value of SAR (interpolated) = 0.807 mW/g

Zoom Scan (7x7x7)/Cube 0: Measurement grid: dx=5mm, dy=5mm, dz=5mm
Reference Value = 18.2 V/m; Power Drift = -0.102 dB
Peak SAR (extrapolated) = 1.05 W/kg
SAR(1 g) = 0.487 mW/g; SAR(10 g) = 0.223 mW/g
Maximum value of SAR (measured) = 0.812 mW/g

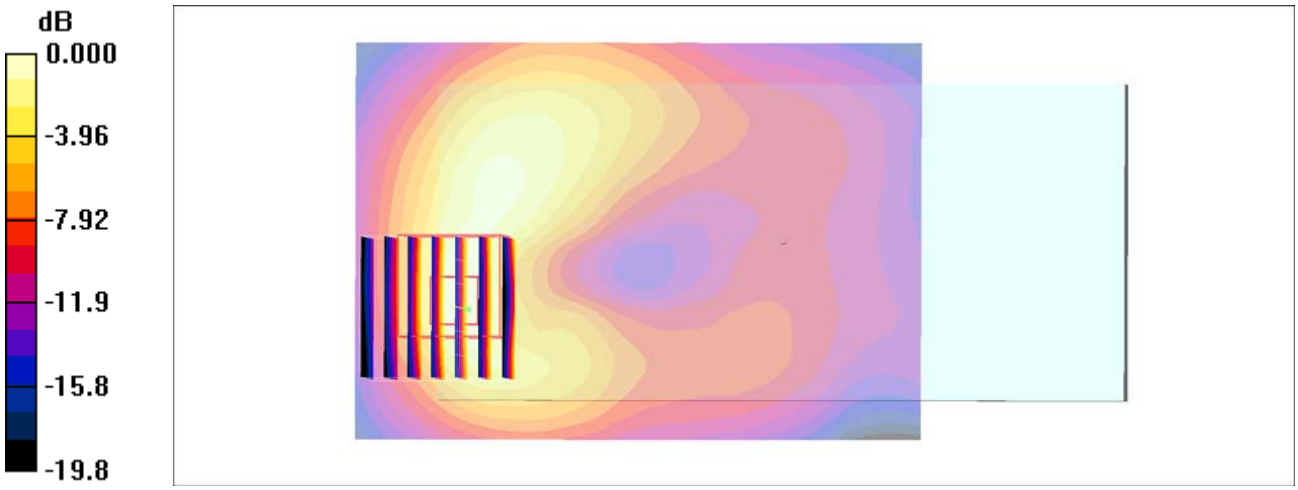

0 dB = 0.812mW/g

Test Laboratory: Sporton International Inc. SAR/HAC Testing Lab Date: 2016/10/16

#14_LTE Band 41_20M_QPSK_1_99_Back_10mm_Ch40870

Communication System: LTE; Frequency: 2618 MHz;Duty Cycle: 1:1.59
Medium: MSL_2600_161016 Medium parameters used: f = 2618 MHz; σ = 2.16 mho/m; ε_r = 53.3; ρ = 1000 kg/m^3
Ambient Temperature：23.3 ℃; Liquid Temperature：22.3 ℃

DASY4 Configuration:
- Probe: EX3DV4 - SN3925; ConvF(7.38, 7.38, 7.38); Calibrated: 2016/5/26
- Sensor-Surface: 1.4mm (Mechanical Surface Detection)
- Electronics: DAE3 Sn495; Calibrated: 2016/5/27
- Phantom: SAM_Right; Type: QD000P40CD; Serial: TP:1383
- ;Postprocessing SW: SEMCAD, V1.8 Build 159

Area Scan (71x101x1): Measurement grid: dx=12mm, dy=12mm
Maximum value of SAR (interpolated) = 1.24 mW/g

Zoom Scan (7x7x7)/Cube 0: Measurement grid: dx=5mm, dy=5mm, dz=5mm
Reference Value = 19.9 V/m; Power Drift = -0.001 dB
Peak SAR (extrapolated) = 1.69 W/kg
SAR(1 g) = 0.772 mW/g; SAR(10 g) = 0.354 mW/g
Maximum value of SAR (measured) = 1.34 mW/g

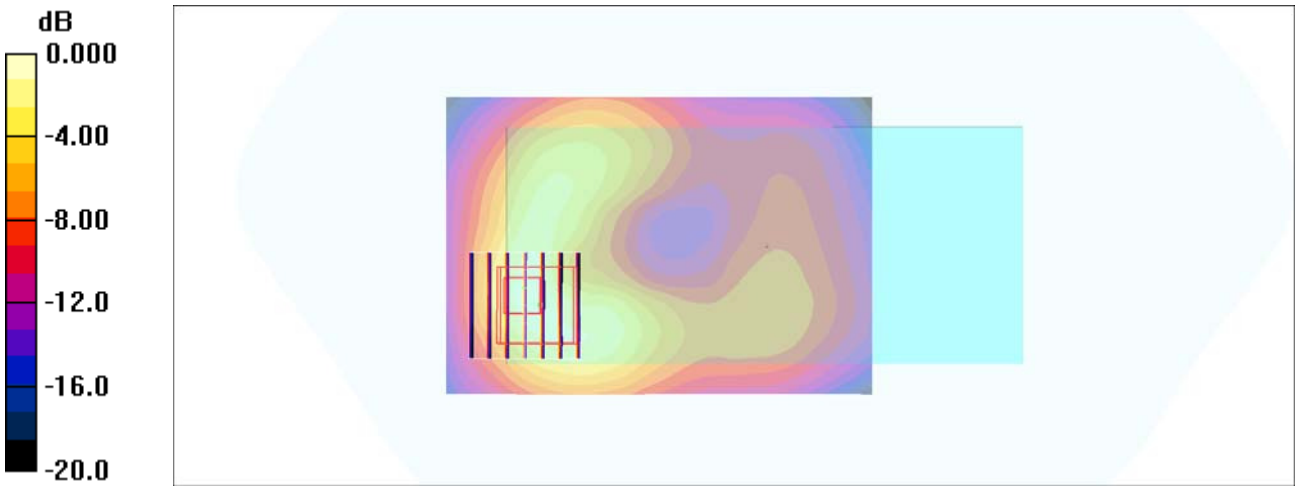

0 dB = 1.34mW/g

#15_GSM850_GPRS (4 Tx slots)_Back_15mm_Ch128

Communication System: GSM850; Frequency: 824.2 MHz;Duty Cycle: 1:2.08
Medium: MSL_850_161017 Medium parameters used: f = 824.2 MHz; σ = 0.972 mho/m; ε_r = 57.3; ρ = 1000 kg/m^3
Ambient Temperature：23.5 ℃； Liquid Temperature：22.5 ℃

DASY4 Configuration:
- Probe: EX3DV4 - SN3925; ConvF(9.91, 9.91, 9.91); Calibrated: 2016/5/26
- Sensor-Surface: 1.4mm (Mechanical Surface Detection)
- Electronics: DAE3 Sn495; Calibrated: 2016/5/27
- Phantom: SAM_Right; Type: QD000P40CD; Serial: TP:1383
- ;Postprocessing SW: SEMCAD, V1.8 Build 159

Area Scan (61x121x1): Measurement grid: dx=15mm, dy=15mm
Maximum value of SAR (interpolated) = 0.346 mW/g

Zoom Scan (5x5x7)/Cube 0: Measurement grid: dx=8mm, dy=8mm, dz=5mm
Reference Value = 19.1 V/m; Power Drift = 0.022 dB
Peak SAR (extrapolated) = 0.364 W/kg
SAR(1 g) = 0.286 mW/g; SAR(10 g) = 0.223 mW/g
Maximum value of SAR (measured) = 0.338 mW/g

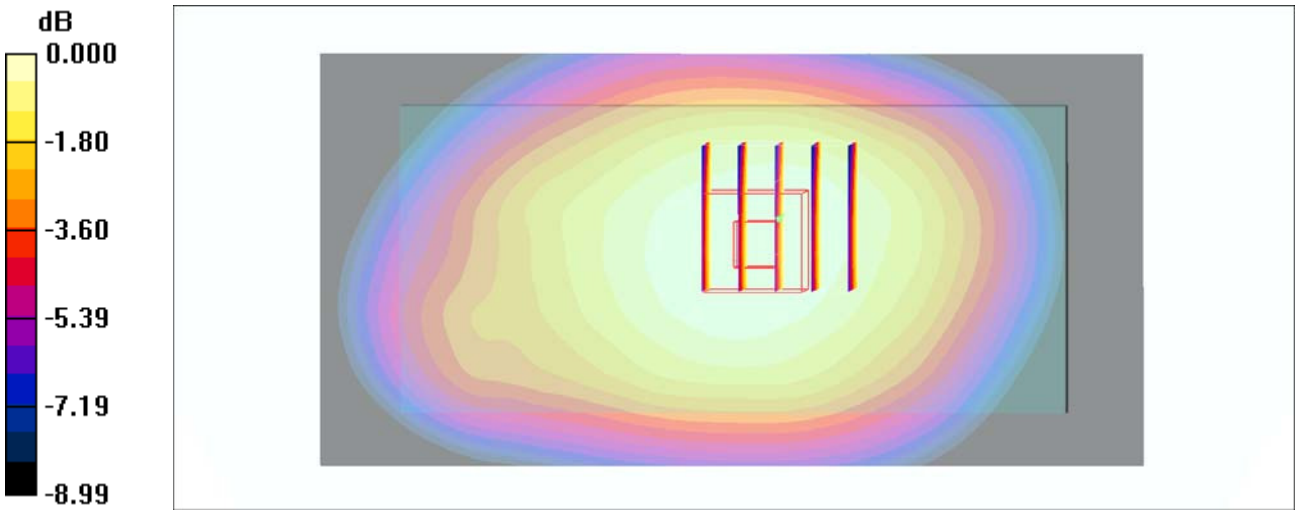

0 dB = 0.338mW/g

Test Laboratory: Sporton International Inc. SAR/HAC Testing Lab Date: 2016/10/15

#16_GSM1900_GPRS (3 Tx slots)_Back_15mm_Ch810

Communication System: PCS; Frequency: 1909.8 MHz;Duty Cycle: 1:2.77
Medium: MSL_1900_161015 Medium parameters used: f = 1910 MHz; σ = 1.57 mho/m; ε_r = 55.1; ρ = 1000 kg/m^3
Ambient Temperature：23.2 ℃； Liquid Temperature：22.2 ℃

DASY4 Configuration:
- Probe: EX3DV4 - SN3925; ConvF(8, 8, 8); Calibrated: 2016/5/26
- Sensor-Surface: 1.4mm (Mechanical Surface Detection)
- Electronics: DAE3 Sn495; Calibrated: 2016/5/27
- Phantom: SAM_Right; Type: QD000P40CD; Serial: TP:1383
- ;Postprocessing SW: SEMCAD, V1.8 Build 159

Area Scan (61x121x1): Measurement grid: dx=15mm, dy=15mm
Maximum value of SAR (interpolated) = 0.676 mW/g

Zoom Scan (5x5x7)/Cube 0: Measurement grid: dx=8mm, dy=8mm, dz=5mm
Reference Value = 18.6 V/m; Power Drift = 0.031 dB
Peak SAR (extrapolated) = 0.804 W/kg
SAR(1 g) = 0.500 mW/g; SAR(10 g) = 0.292 mW/g
Maximum value of SAR (measured) = 0.698 mW/g

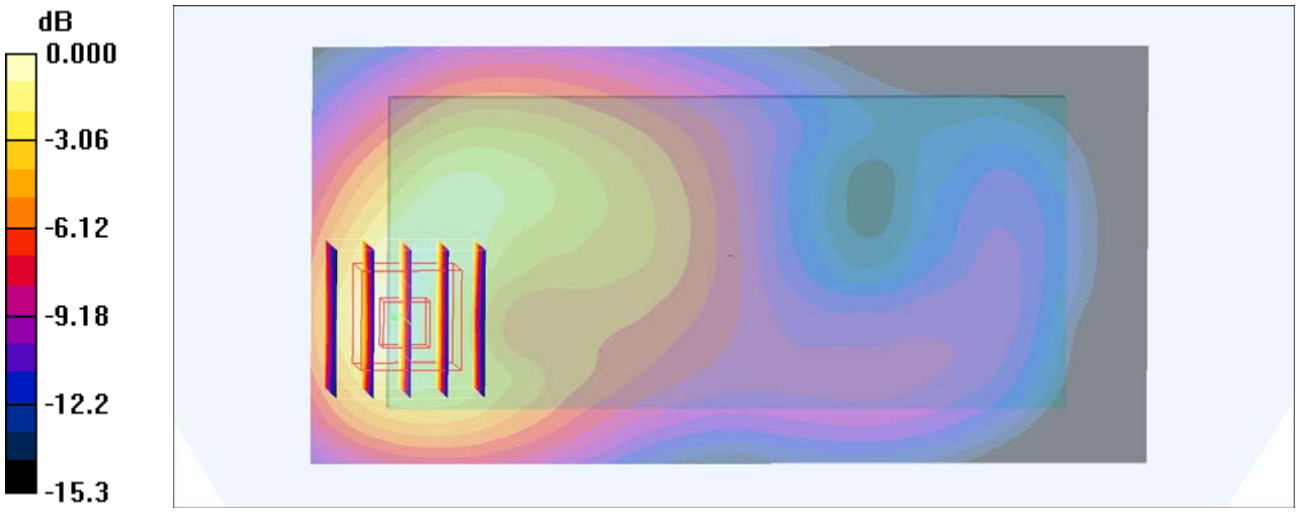

0 dB = 0.698mW/g

#17_WCDMA II_RMC 12.2Kbps_Back_15mm_Ch9538

Communication System: WCDMA; Frequency: 1907.6 MHz;Duty Cycle: 1:1
Medium: MSL_1900_161015 Medium parameters used: f = 1908 MHz; σ = 1.57 mho/m; ε_r = 55.1; ρ = 1000 kg/m^3
Ambient Temperature：23.2 ℃; Liquid Temperature：22.2 ℃

DASY4 Configuration:
- Probe: EX3DV4 - SN3925; ConvF(8, 8, 8); Calibrated: 2016/5/26
- Sensor-Surface: 1.4mm (Mechanical Surface Detection)
- Electronics: DAE3 Sn495; Calibrated: 2016/5/27
- Phantom: SAM_Right; Type: QD000P40CD; Serial: TP:1383
- ;Postprocessing SW: SEMCAD, V1.8 Build 159

Area Scan (61x121x1): Measurement grid: dx=15mm, dy=15mm
Maximum value of SAR (interpolated) = 0.950 mW/g

Zoom Scan (5x5x7)/Cube 0: Measurement grid: dx=8mm, dy=8mm, dz=5mm
Reference Value = 22.8 V/m; Power Drift = 0.050 dB
Peak SAR (extrapolated) = 1.17 W/kg
SAR(1 g) = 0.717 mW/g; SAR(10 g) = 0.416 mW/g
Maximum value of SAR (measured) = 1.02 mW/g

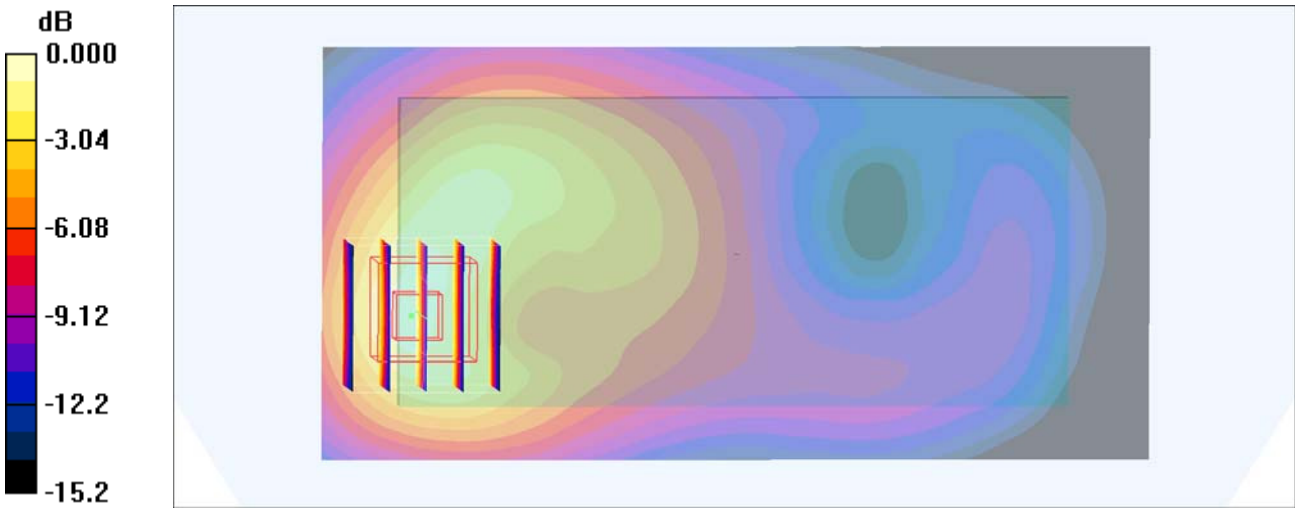

0 dB = 1.02mW/g

#18_WCDMA V_RMC 12.2Kbps_Back_15mm_Ch4132

Communication System: WCDMA; Frequency: 826.4 MHz;Duty Cycle: 1:1
Medium: MSL_850_161017 Medium parameters used : f = 826.4 MHz; σ = 0.974 mho/m; ε_r = 57.3; ρ = 1000 kg/m^3
Ambient Temperature：23.5 ℃; Liquid Temperature：22.5 ℃

DASY4 Configuration:
- Probe: EX3DV4 - SN3925; ConvF(9.91, 9.91, 9.91); Calibrated: 2016/5/26
- Sensor-Surface: 1.4mm (Mechanical Surface Detection)
- Electronics: DAE3 Sn495; Calibrated: 2016/5/27
- Phantom: SAM_Right; Type: QD000P40CD; Serial: TP:1383
- ;Postprocessing SW: SEMCAD, V1.8 Build 159

Area Scan (61x121x1): Measurement grid: dx=15mm, dy=15mm
Maximum value of SAR (interpolated) = 0.342 mW/g

Zoom Scan (5x5x7)/Cube 0: Measurement grid: dx=8mm, dy=8mm, dz=5mm
Reference Value = 19.2 V/m; Power Drift = 0.027 dB
Peak SAR (extrapolated) = 0.366 W/kg
SAR(1 g) = 0.285 mW/g; SAR(10 g) = 0.221 mW/g
Maximum value of SAR (measured) = 0.337 mW/g

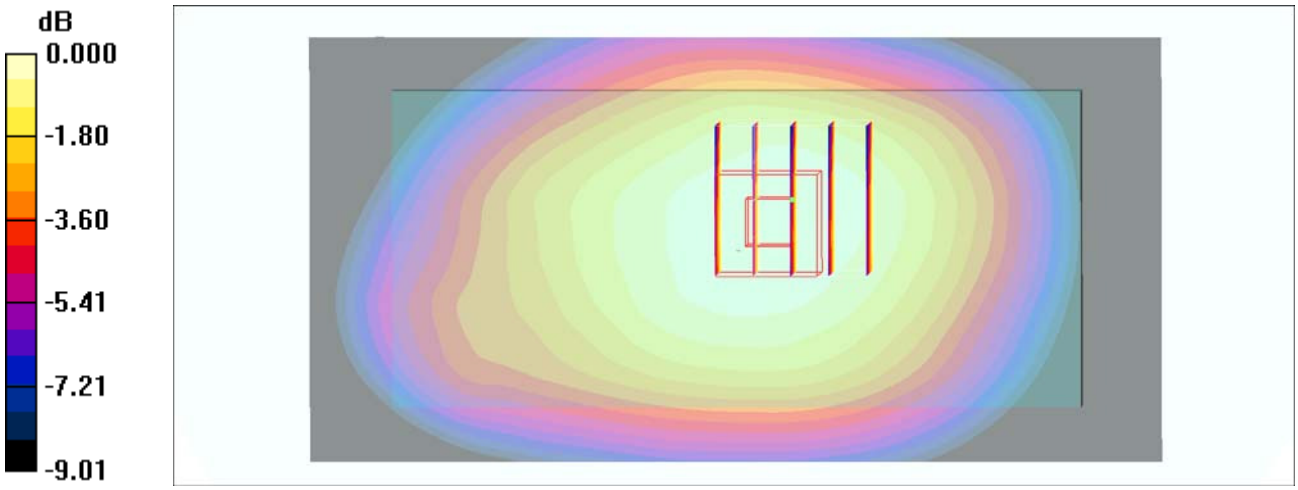

0 dB = 0.337mW/g

#19_LTE Band 5_10M_QPSK_1_0_Back_15mm_Ch20525

Communication System: LTE; Frequency: 836.5 MHz;Duty Cycle: 1:1
Medium: MSL_850_161017 Medium parameters used: f = 836.5 MHz; σ = 0.983 mho/m; ε_r = 57.2; ρ = 1000 kg/m^3
Ambient Temperature：23.5 ℃； Liquid Temperature：22.5 ℃

DASY4 Configuration:
- Probe: EX3DV4 - SN3925; ConvF(9.91, 9.91, 9.91); Calibrated: 2016/5/26
- Sensor-Surface: 1.4mm (Mechanical Surface Detection)
- Electronics: DAE3 Sn495; Calibrated: 2016/5/27
- Phantom: SAM_Right; Type: QD000P40CD; Serial: TP:1383
- ;Postprocessing SW: SEMCAD, V1.8 Build 159

Area Scan (61x121x1): Measurement grid: dx=15mm, dy=15mm
Maximum value of SAR (interpolated) = 0.398 mW/g

Zoom Scan (5x5x7)/Cube 0: Measurement grid: dx=8mm, dy=8mm, dz=5mm
Reference Value = 20.7 V/m; Power Drift = -0.003 dB
Peak SAR (extrapolated) = 0.428 W/kg
SAR(1 g) = 0.331 mW/g; SAR(10 g) = 0.256 mW/g
Maximum value of SAR (measured) = 0.395 mW/g

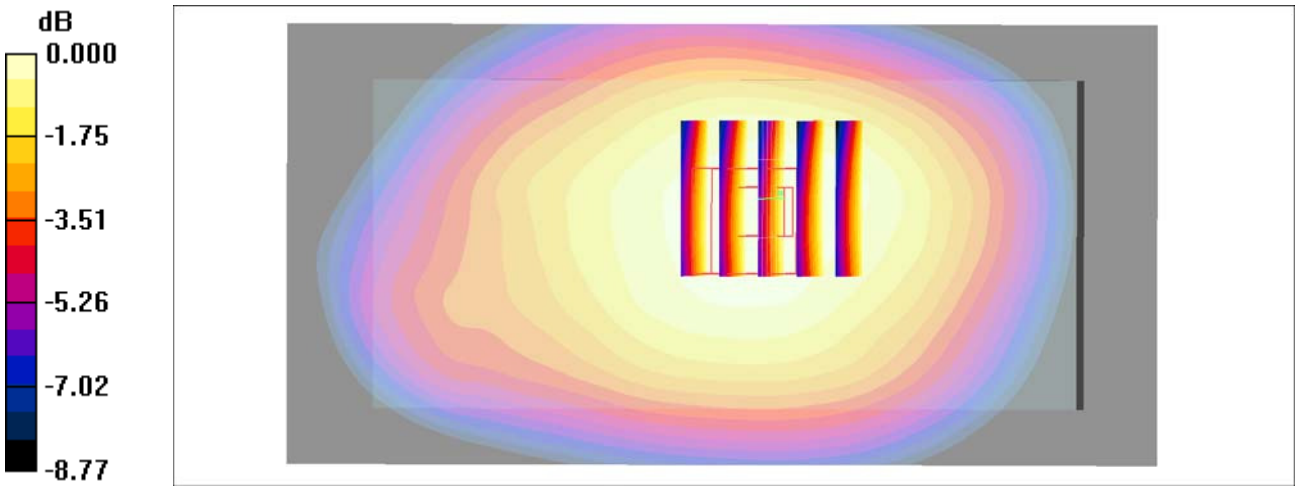

0 dB = 0.395mW/g

#20_LTE Band 7_20M_QPSK_1_0_Back_15mm_Ch20850

Communication System: LTE; Frequency: 2510 MHz;Duty Cycle: 1:1
Medium: MSL_2600_161016 Medium parameters used: f = 2510 MHz; σ = 2.01 mho/m; ε_r = 53.7; ρ = 1000 kg/m^3
Ambient Temperature：23.3 ℃； Liquid Temperature：22.3 ℃

DASY4 Configuration:
- Probe: EX3DV4 - SN3925; ConvF(7.38, 7.38, 7.38); Calibrated: 2016/5/26
- Sensor-Surface: 1.4mm (Mechanical Surface Detection)
- Electronics: DAE3 Sn495; Calibrated: 2016/5/27
- Phantom: SAM_Right; Type: QD000P40CD; Serial: TP:1383
- ;Postprocessing SW: SEMCAD, V1.8 Build 159

Area Scan (71x101x1): Measurement grid: dx=12mm, dy=12mm
Maximum value of SAR (interpolated) = 0.372 mW/g

Zoom Scan (7x7x7)/Cube 0: Measurement grid: dx=5mm, dy=5mm, dz=5mm
Reference Value = 13.5 V/m; Power Drift = -0.137 dB
Peak SAR (extrapolated) = 0.450 W/kg
SAR(1 g) = 0.234 mW/g; SAR(10 g) = 0.129 mW/g
Maximum value of SAR (measured) = 0.359 mW/g

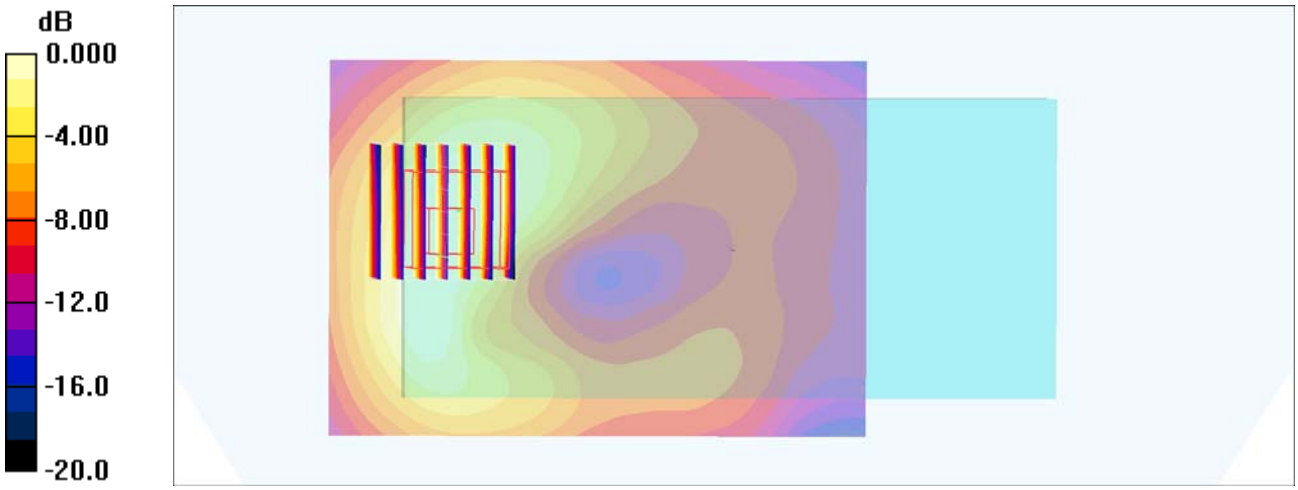

0 dB = 0.359mW/g

Test Laboratory: Sporton International Inc. SAR/HAC Testing Lab Date: 2016/10/16

#21_LTE Band 41_20M_QPSK_1_99_Back_15mm_Ch41140

Communication System: LTE; Frequency: 2645 MHz;Duty Cycle: 1:1.59
Medium: MSL_2600_161016 Medium parameters used: f = 2645 MHz; σ = 2.2 mho/m; ε_r = 53.3; ρ = 1000 kg/m^3
Ambient Temperature：23.3 ℃; Liquid Temperature：22.3 ℃

DASY4 Configuration:
- Probe: EX3DV4 - SN3925; ConvF(7.38, 7.38, 7.38); Calibrated: 2016/5/26
- Sensor-Surface: 1.4mm (Mechanical Surface Detection)
- Electronics: DAE3 Sn495; Calibrated: 2016/5/27
- Phantom: SAM_Right; Type: QD000P40CD; Serial: TP:1383
- ;Postprocessing SW: SEMCAD, V1.8 Build 159

Area Scan (71x151x1): Measurement grid: dx=12mm, dy=12mm
Maximum value of SAR (interpolated) = 0.561 mW/g

Zoom Scan (7x7x7)/Cube 0: Measurement grid: dx=5mm, dy=5mm, dz=5mm
Reference Value = 13.8 V/m; Power Drift = 0.074 dB
Peak SAR (extrapolated) = 0.715 W/kg
SAR(1 g) = 0.350 mW/g; SAR(10 g) = 0.180 mW/g
Maximum value of SAR (measured) = 0.567 mW/g

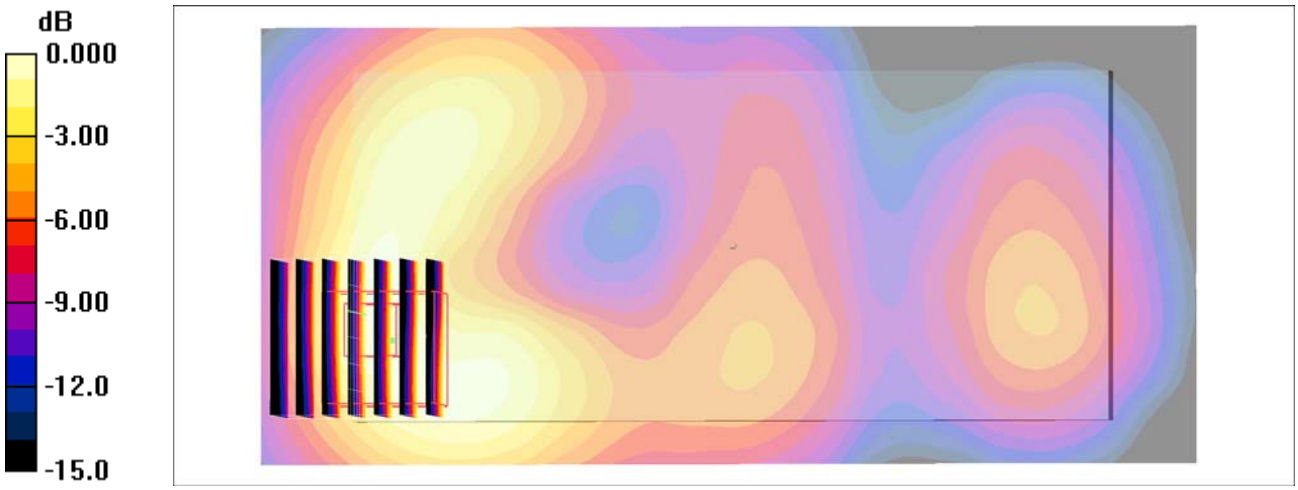

0 dB = 0.567mW/g