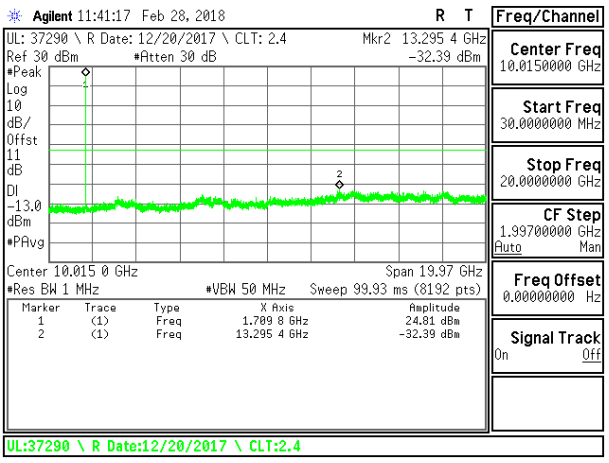

LTE B4 15MHz QPSK Low Channel RB1-0

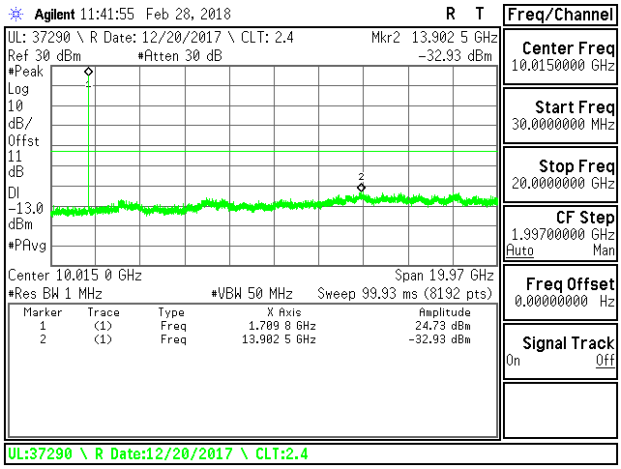

LTE B4 15MHz 16QAM Low Channel RB1-0

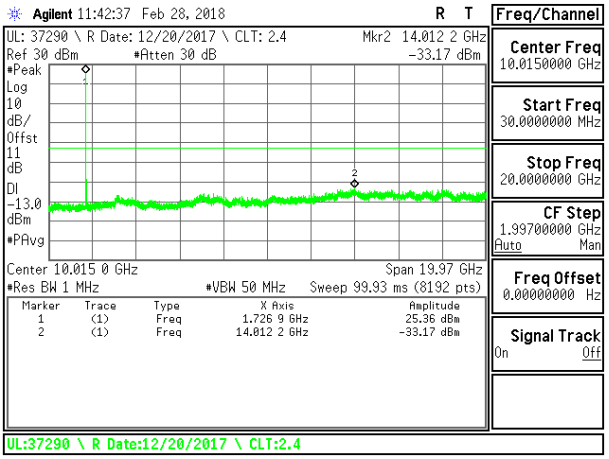

LTE B4 15MHz QPSK Middle Channel RB1-0

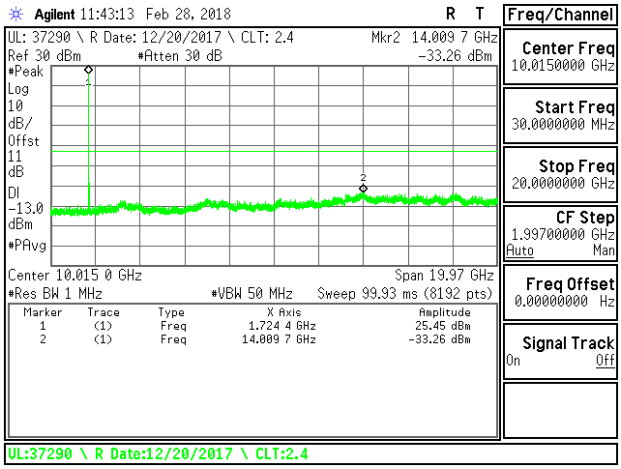

LTE B4 15MHz 16QAM Middle Channel RB1-0

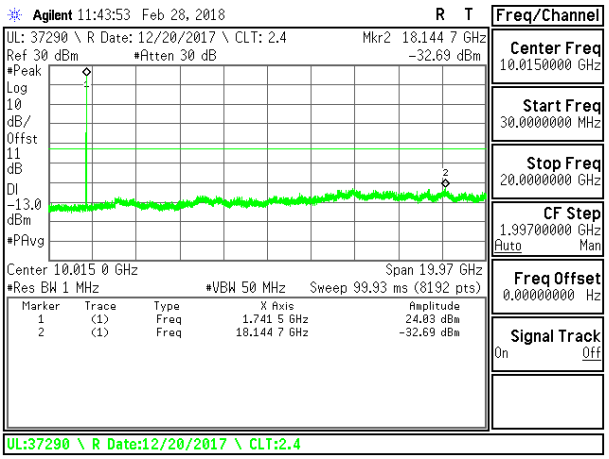

LTE B4 15MHz QPSK High Channel RB1-0

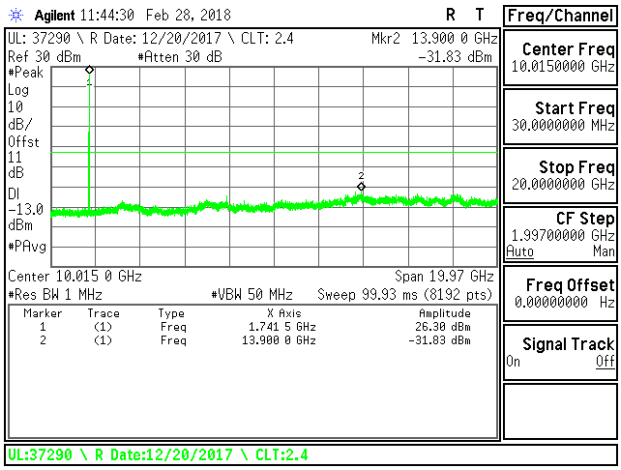

LTE B4 15MHz 16QAM High Channel RB1-0

UL VERIFICATION SERVICES INC. FORM NO: CCSUP4031B
47173 BENICIA STREET, FREMONT, CA 94538, USA TEL: (510) 771-1000 FAX: (510) 661-0888
This report shall not be reproduced except in full, without the written approval of UL Verification Services Inc.

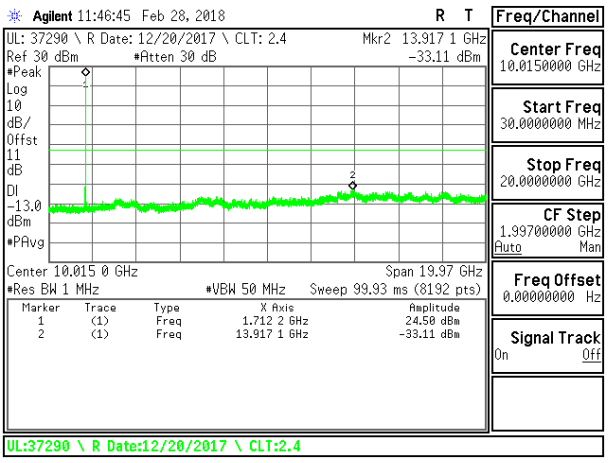

LTE B4 20MHz QPSK Low Channel RB1-0

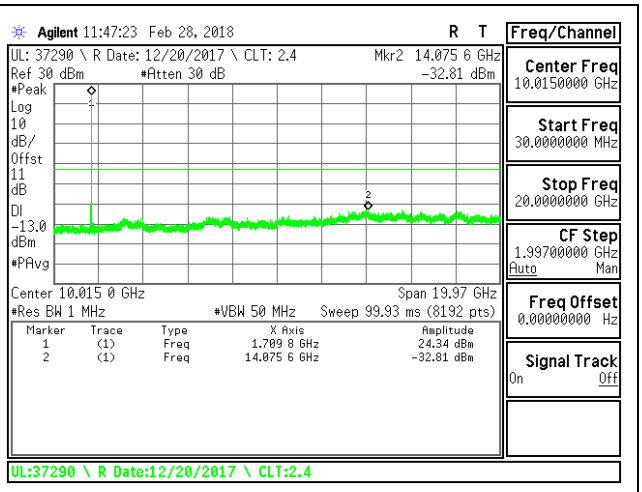

LTE B4 20MHz 16QAM Low Channel RB1-0

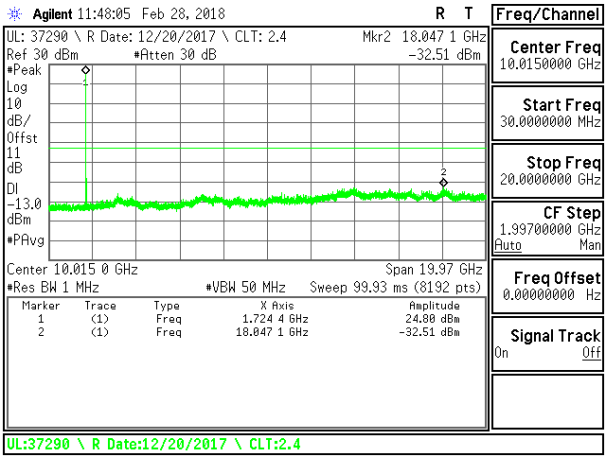

LTE B4 20MHz QPSK Middle Channel RB1-0

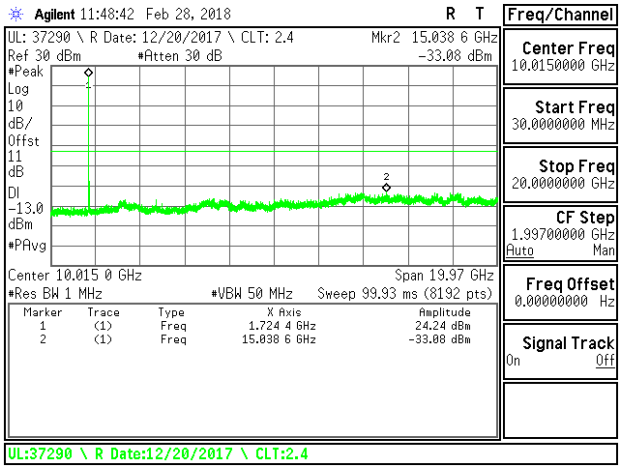

LTE B4 20MHz 16QAM Middle Channel RB1-0

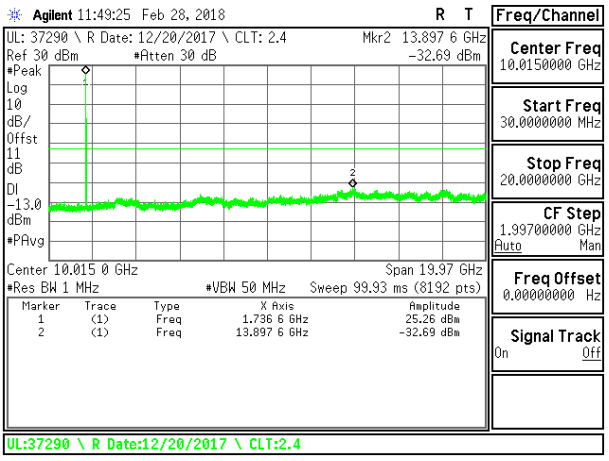

LTE B4 20MHz QPSK High Channel RB1-0

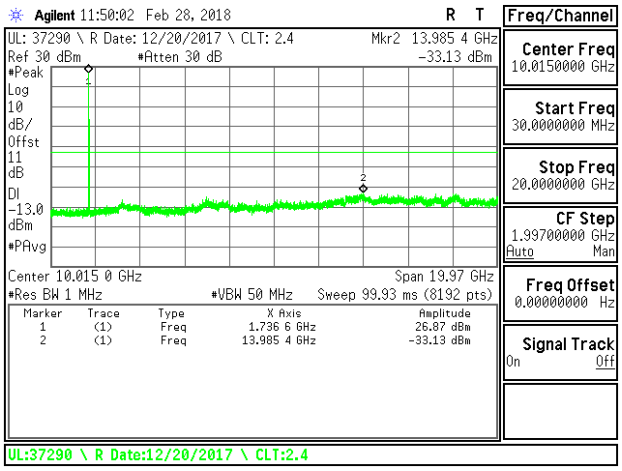

LTE B4 20MHz 16QAM High Channel RB1-0

UL VERIFICATION SERVICES INC. FORM NO: CCSUP4031B
47173 BENICIA STREET, FREMONT, CA 94538, USA TEL: (510) 771-1000 FAX: (510) 661-0888
This report shall not be reproduced except in full, without the written approval of UL Verification Services Inc.

8.3.7. **LTE BAND 5**

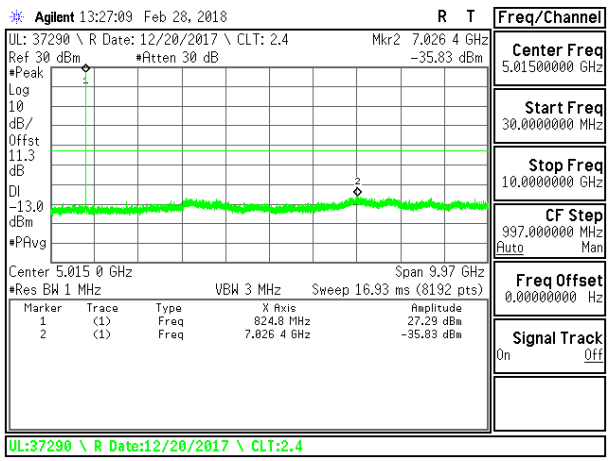

LTE B5 1.4MHz QPSK Low Channel RB1-0

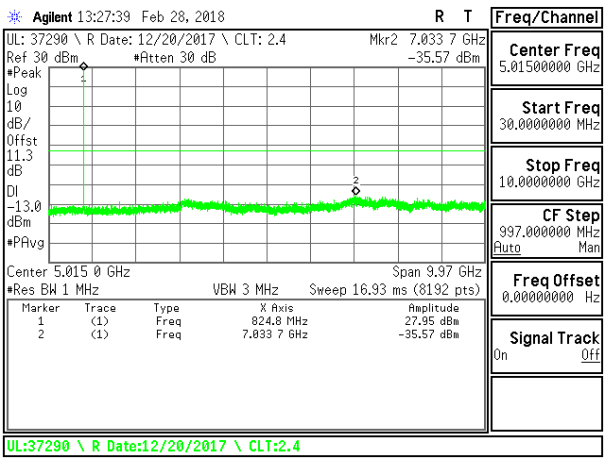

LTE B5 1.4MHz 16QAM Low Channel RB1-0

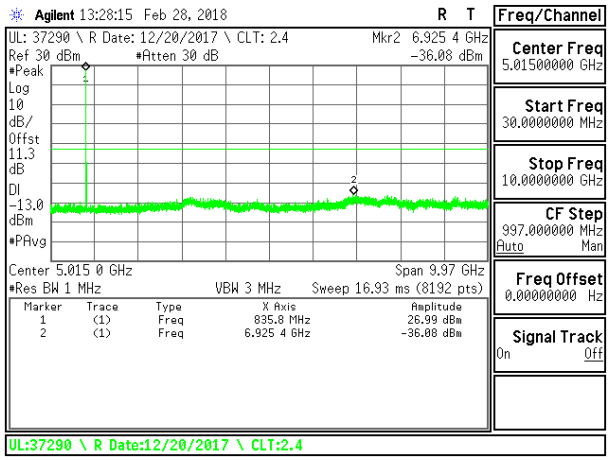

LTE B5 1.4MHz QPSK Middle Channel RB1-0

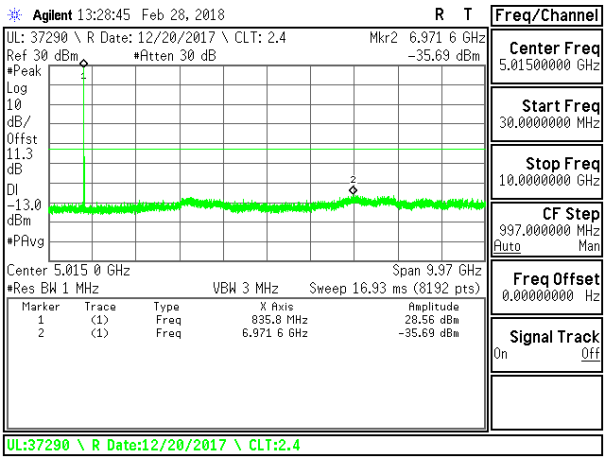

LTE B5 1.4MHz 16QAM Middle Channel RB1-0

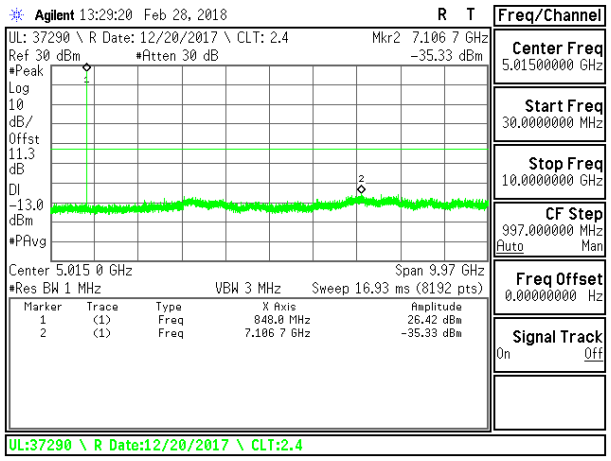

LTE B5 1.4MHz QPSK High Channel RB1-0

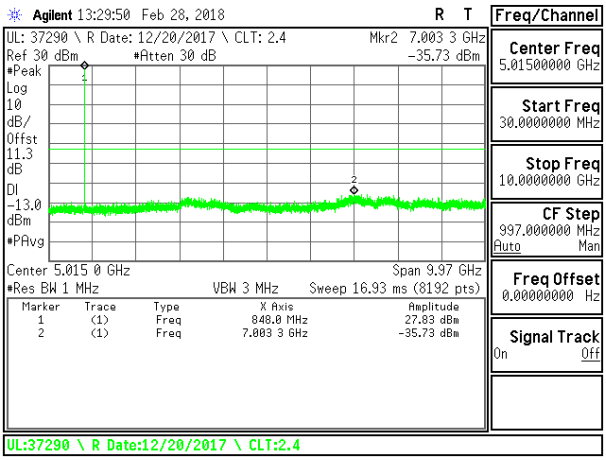

LTE B5 1.4MHz 16QAM High Channel RB1-0

UL VERIFICATION SERVICES INC. FORM NO: CCSUP4031B
47173 BENICIA STREET, FREMONT, CA 94538, USA TEL: (510) 771-1000 FAX: (510) 661-0888
This report shall not be reproduced except in full, without the written approval of UL Verification Services Inc.

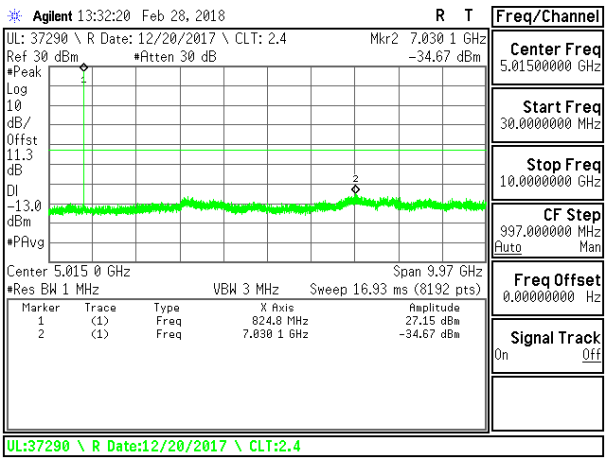

LTE B5 3MHz QPSK Low Channel RB1-0

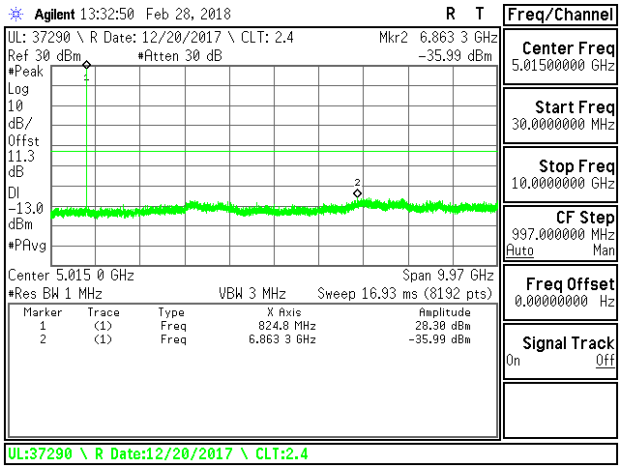

LTE B5 3MHz 16QAM Low Channel RB1-0

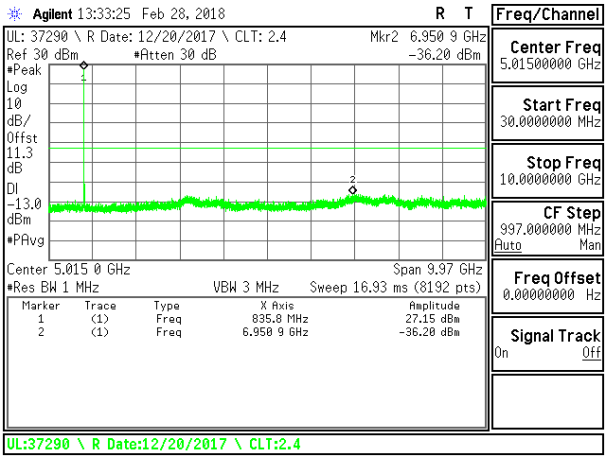

LTE B5 3MHz QPSK Middle Channel RB1-0

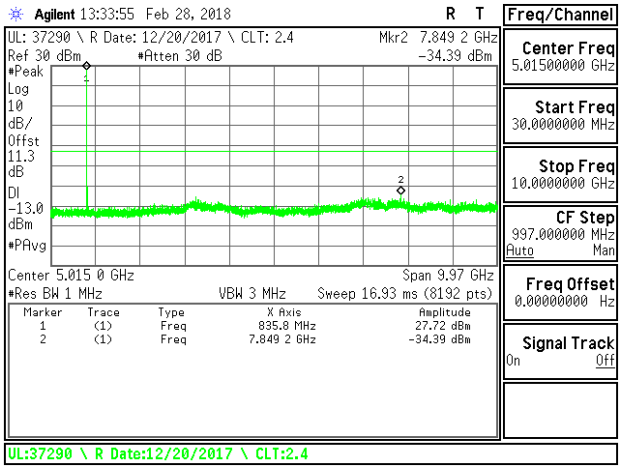

LTE B5 3MHz 16QAM Middle Channel RB1-0

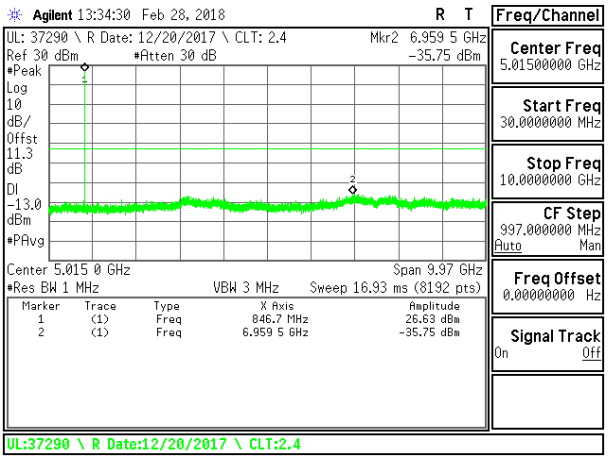

LTE B5 3MHz QPSK High Channel RB1-0

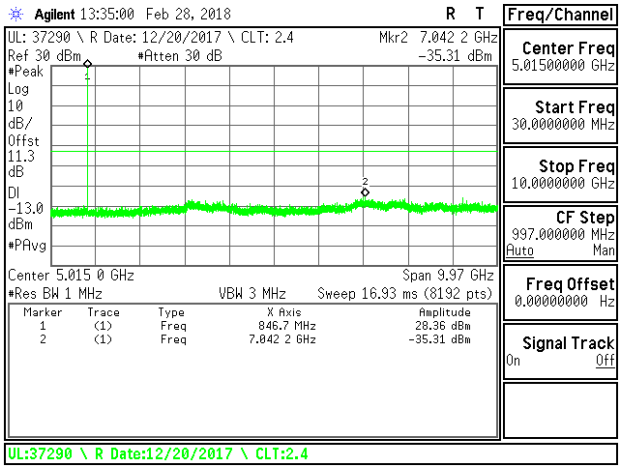

LTE B5 3MHz 16QAM High Channel RB1-0

UL VERIFICATION SERVICES INC. FORM NO: CCSUP4031B
47173 BENICIA STREET, FREMONT, CA 94538, USA TEL: (510) 771-1000 FAX: (510) 661-0888
This report shall not be reproduced except in full, without the written approval of UL Verification Services Inc.

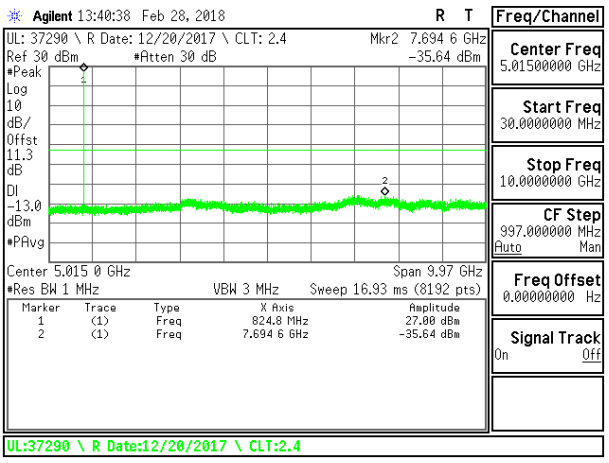

LTE B5 5MHz QPSK Low Channel RB1-0

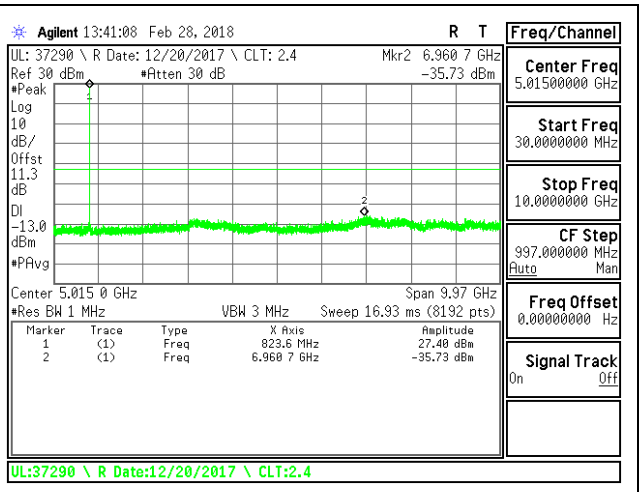

LTE B5 5MHz 16QAM Low Channel RB1-0

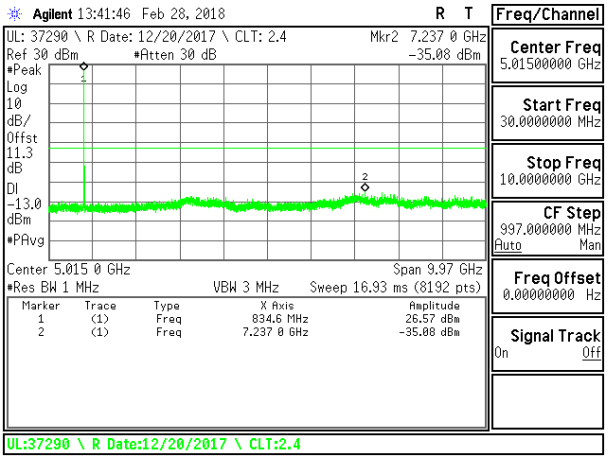

LTE B5 5MHz QPSK Middle Channel RB1-0

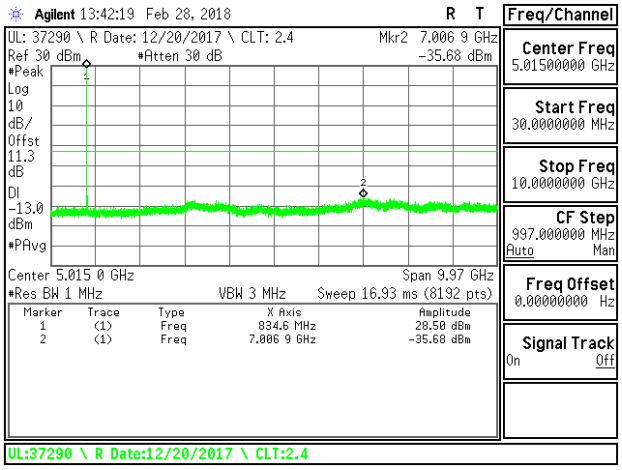

LTE B5 5MHz 16QAM Middle Channel RB1-0

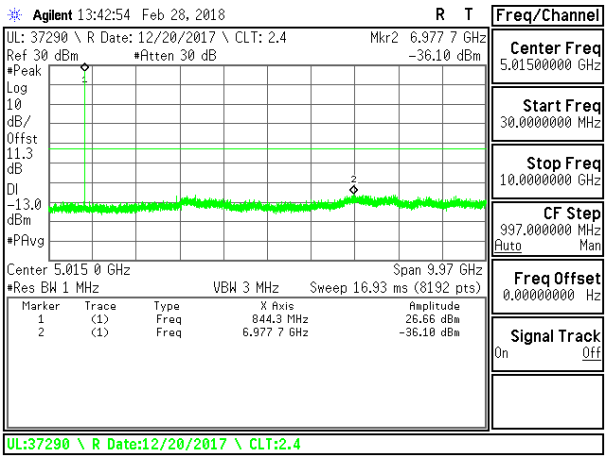

LTE B5 5MHz QPSK High Channel RB1-0

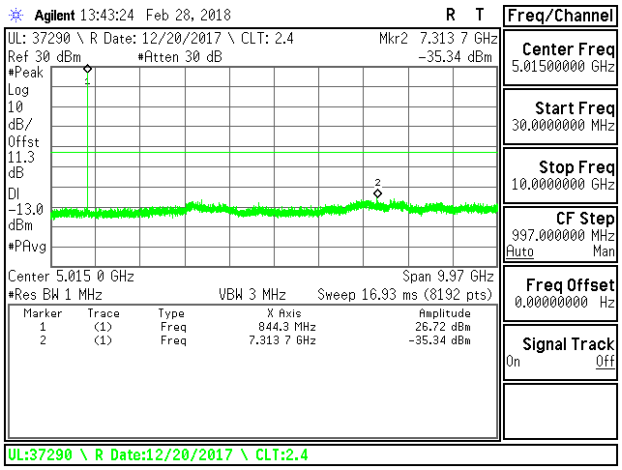

LTE B5 5MHz 16QAM High Channel RB1-0

UL VERIFICATION SERVICES INC. FORM NO: CCSUP4031B
47173 BENICIA STREET, FREMONT, CA 94538, USA TEL: (510) 771-1000 FAX: (510) 661-0888
This report shall not be reproduced except in full, without the written approval of UL Verification Services Inc.

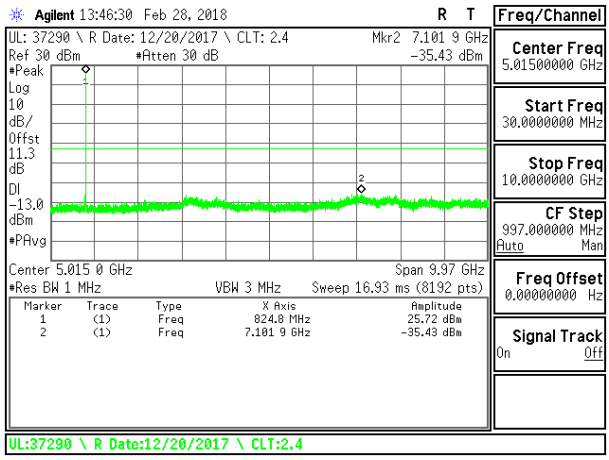

LTE B5 10MHz QPSK Low Channel RB1-0

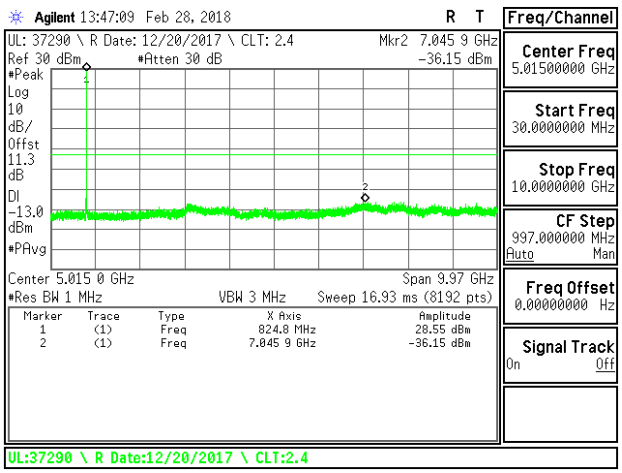

LTE B5 10MHz 16QAM Low Channel RB1-0

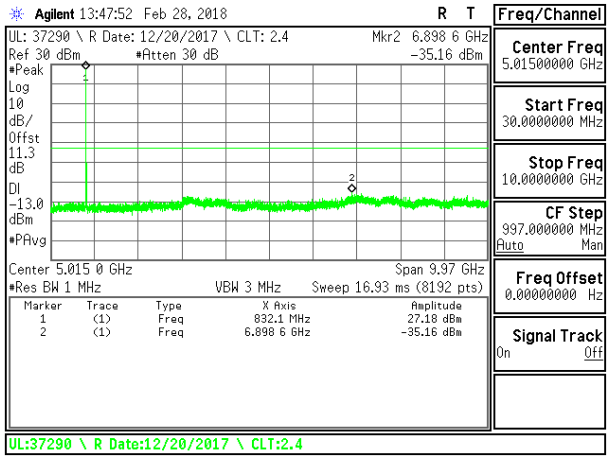

LTE B5 10MHz QPSK Middle Channel RB1-0

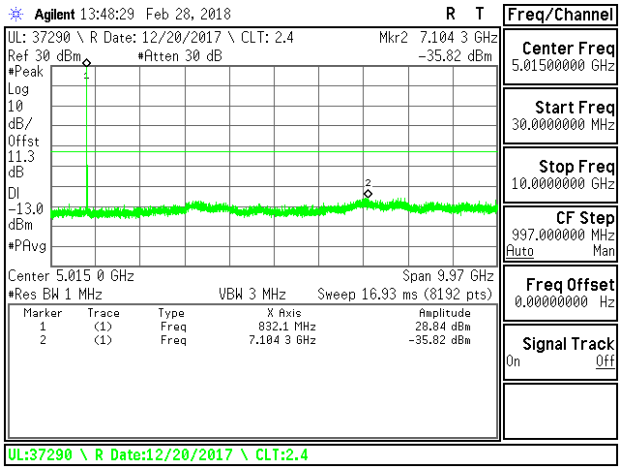

LTE B5 10MHz 16QAM Middle Channel RB1-0

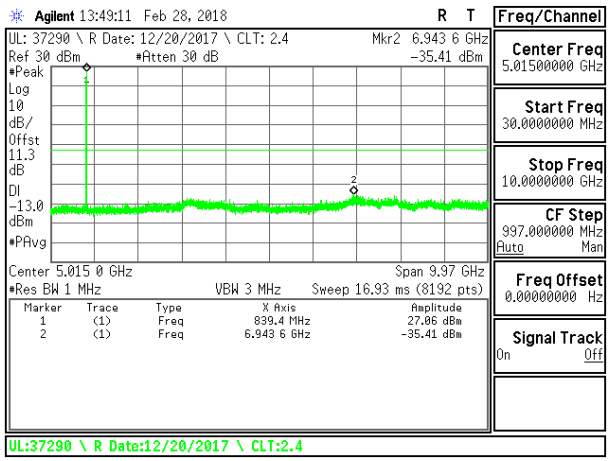

LTE B5 10MHz QPSK High Channel RB1-0

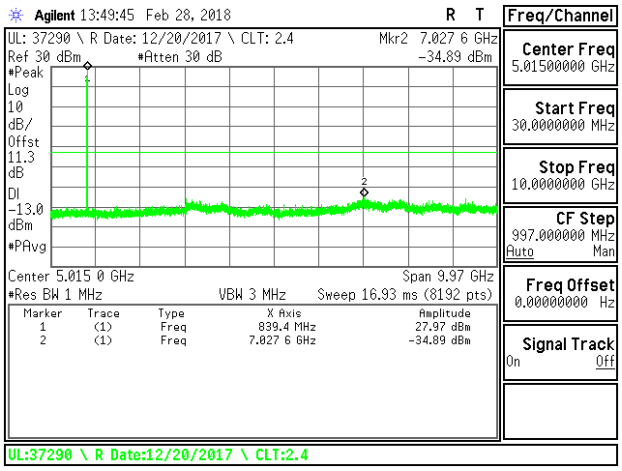

LTE B5 10MHz 16QAM High Channel RB1-0

UL VERIFICATION SERVICES INC. FORM NO: CCSUP4031B
47173 BENICIA STREET, FREMONT, CA 94538, USA TEL: (510) 771-1000 FAX: (510) 661-0888
This report shall not be reproduced except in full, without the written approval of UL Verification Services Inc.

8.3.8. **LTE BAND 7**

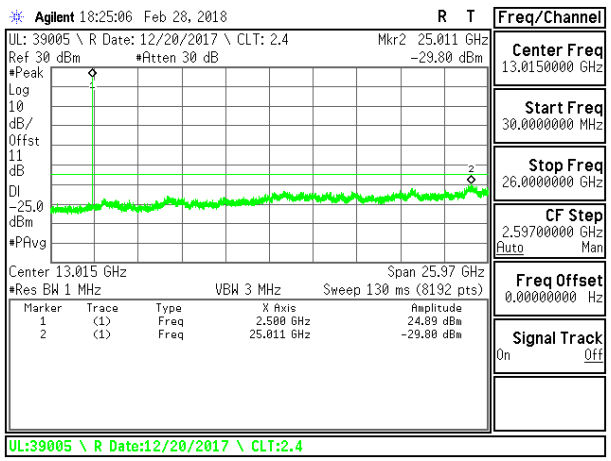

LTE B7 5MHz QPSK Low Channel RB1-0

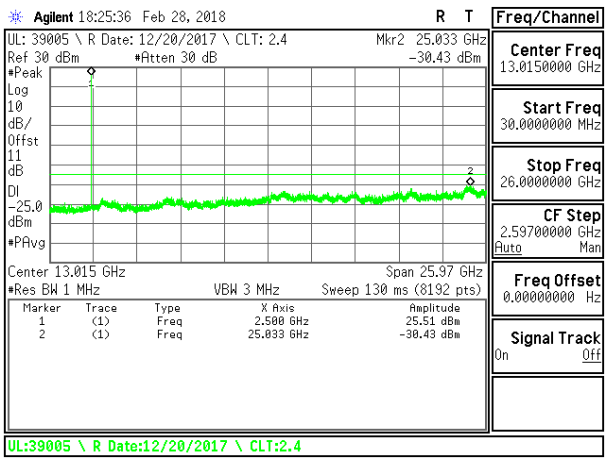

LTE B7 5MHz 16QAM Low Channel RB1-0

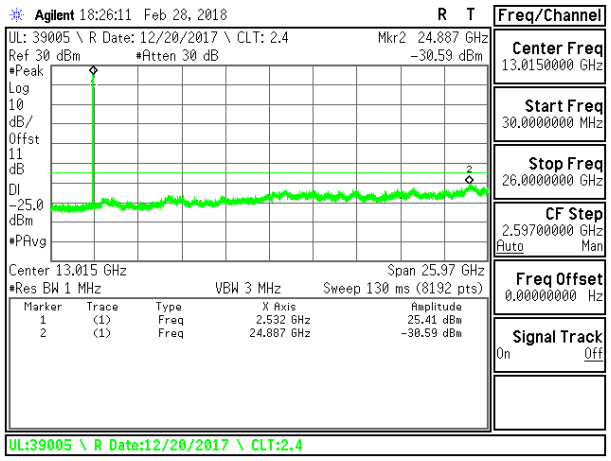

LTE B7 5MHz QPSK Middle Channel RB1-0

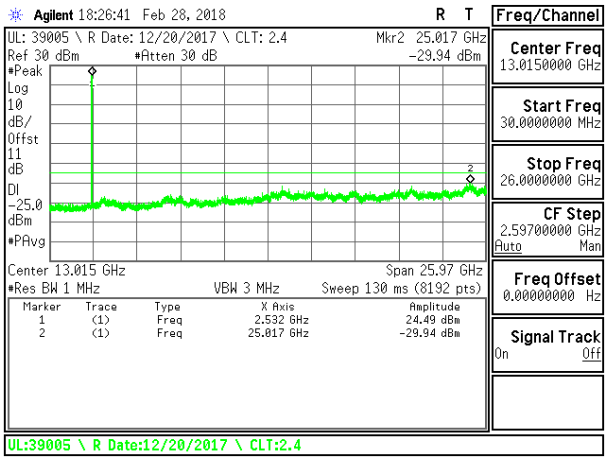

LTE B7 5MHz 16QAM Middle Channel RB1-0

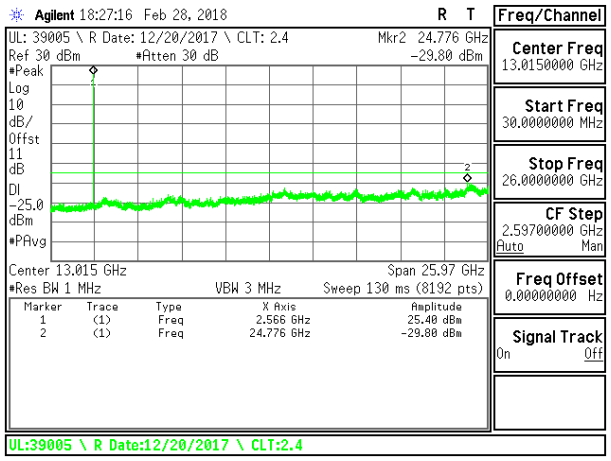

LTE B7 5MHz QPSK High Channel RB1-0

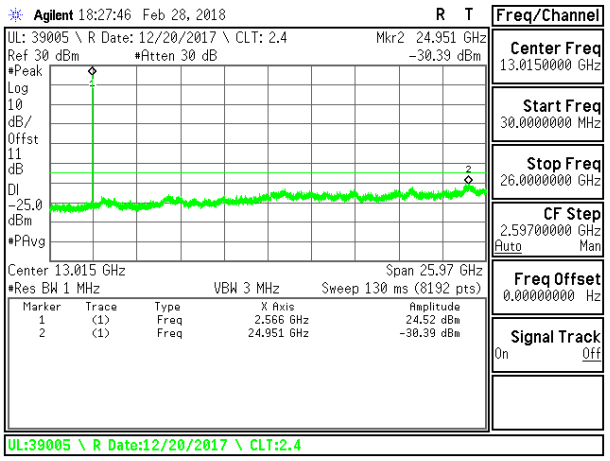

LTE B7 5MHz 16QAM High Channel RB1-0

UL VERIFICATION SERVICES INC. FORM NO: CCSUP4031B
47173 BENICIA STREET, FREMONT, CA 94538, USA TEL: (510) 771-1000 FAX: (510) 661-0888
This report shall not be reproduced except in full, without the written approval of UL Verification Services Inc.

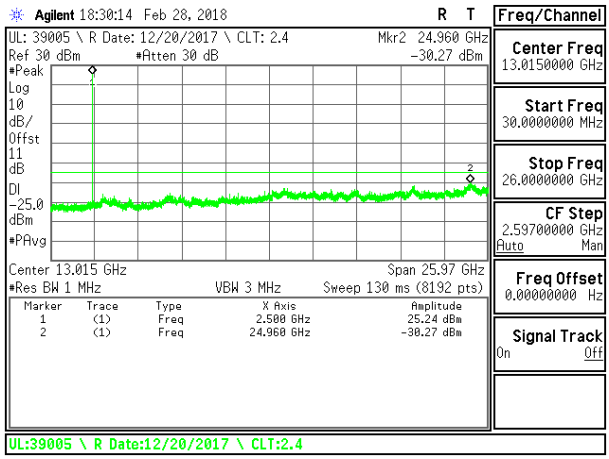

LTE B7 10MHz QPSK Low Channel RB1-0

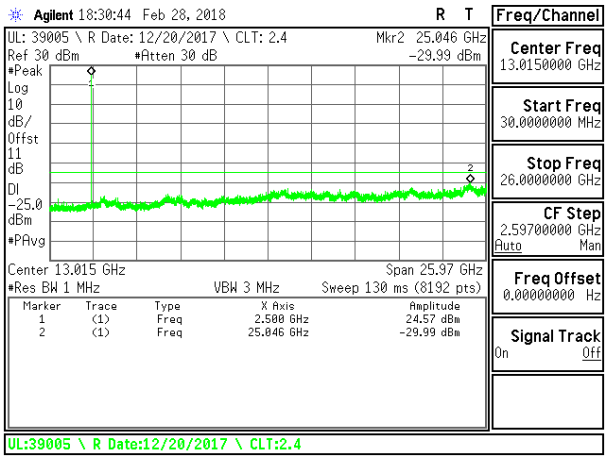

LTE B7 10MHz 16QAM Low Channel RB1-0

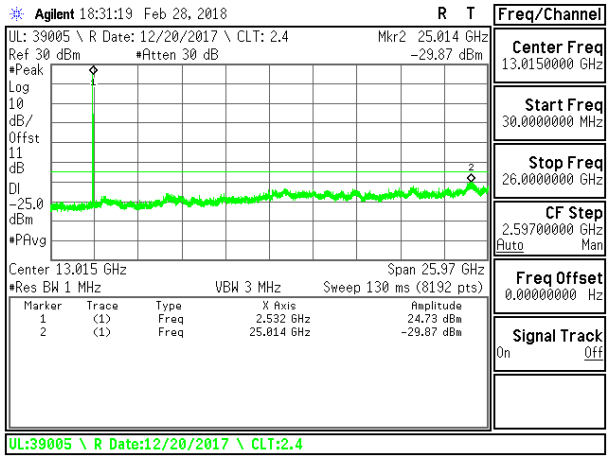

LTE B7 10MHz QPSK Middle Channel RB1-0

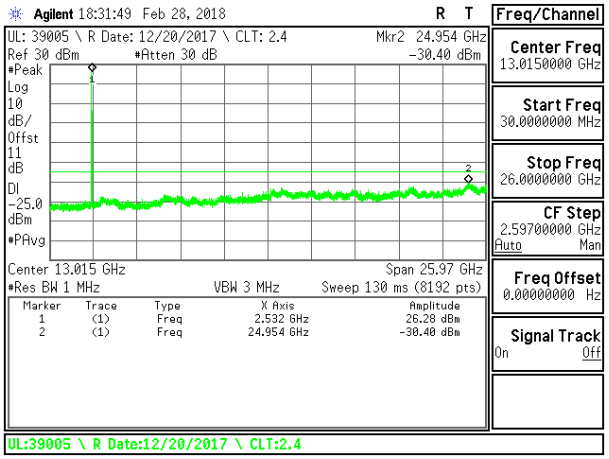

LTE B7 10MHz 16QAM Middle Channel RB1-0

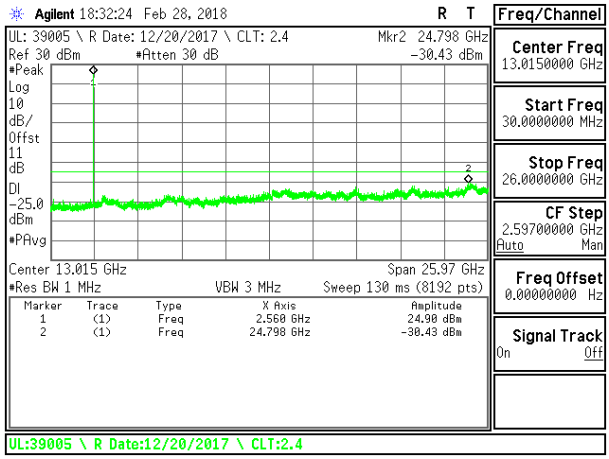

LTE B7 10MHz QPSK High Channel RB1-0

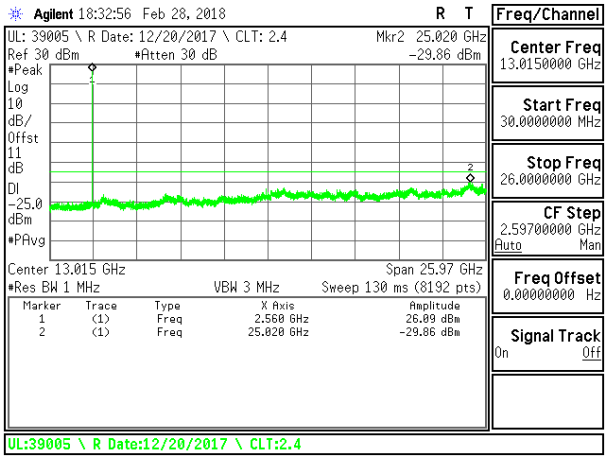

LTE B7 10MHz 16QAM High Channel RB1-0

UL VERIFICATION SERVICES INC. FORM NO: CCSUP4031B
47173 BENICIA STREET, FREMONT, CA 94538, USA TEL: (510) 771-1000 FAX: (510) 661-0888
This report shall not be reproduced except in full, without the written approval of UL Verification Services Inc.

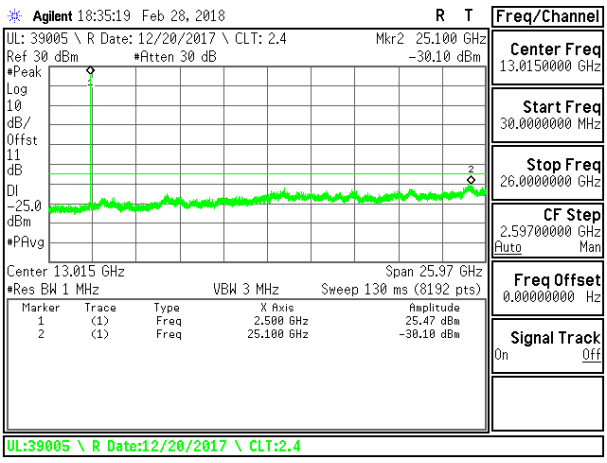

LTE B7 15MHz QPSK Low Channel RB1-0

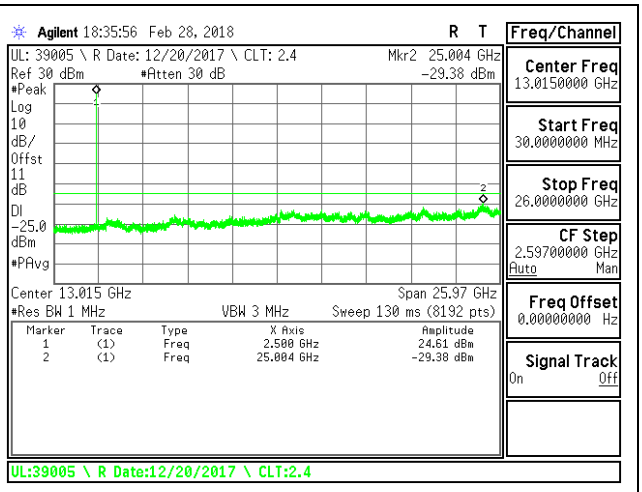

LTE B7 15MHz 16QAM Low Channel RB1-0

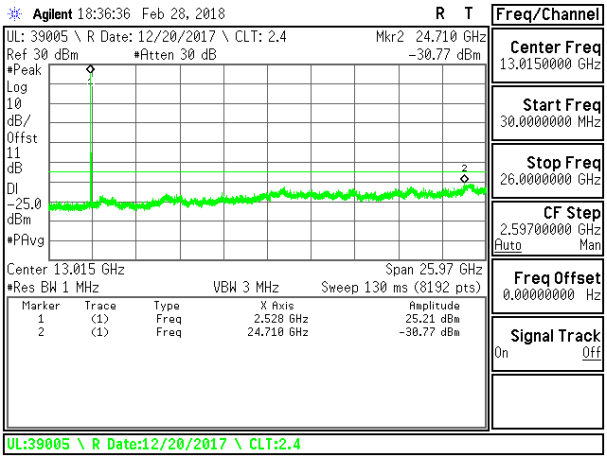

LTE B7 15MHz QPSK Middle Channel RB1-0

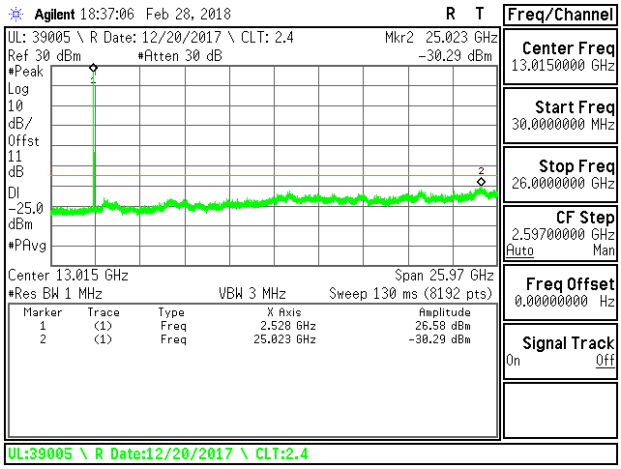

LTE B7 15MHz 16QAM Middle Channel RB1-0

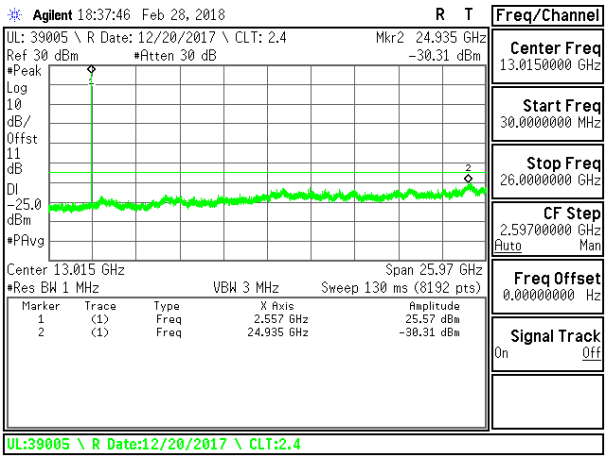

LTE B7 15MHz QPSK High Channel RB1-0

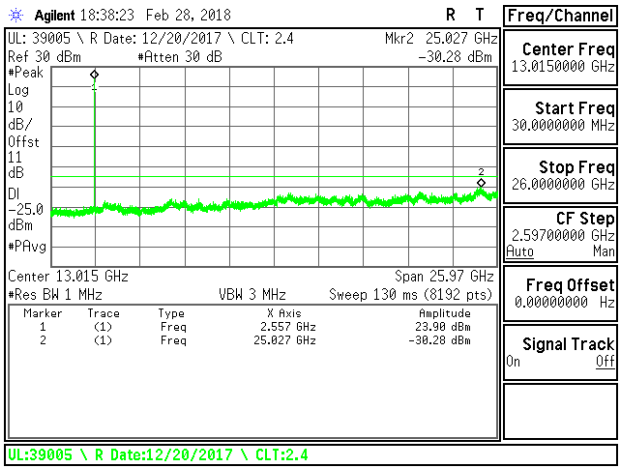

LTE B7 15MHz 16QAM High Channel RB1-0

UL VERIFICATION SERVICES INC. FORM NO: CCSUP4031B
47173 BENICIA STREET, FREMONT, CA 94538, USA TEL: (510) 771-1000 FAX: (510) 661-0888
This report shall not be reproduced except in full, without the written approval of UL Verification Services Inc.

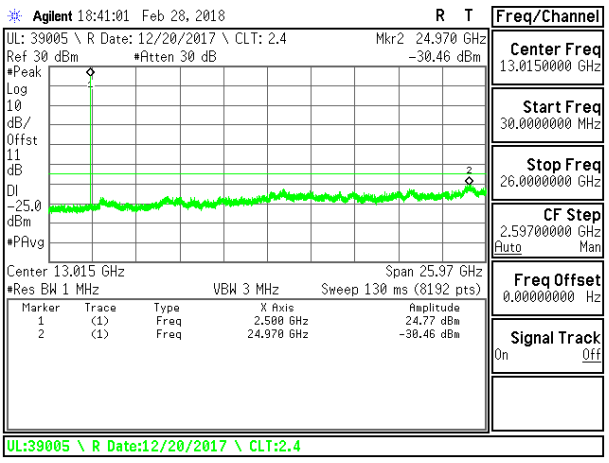

LTE B7 20MHz QPSK Low Channel RB1-0

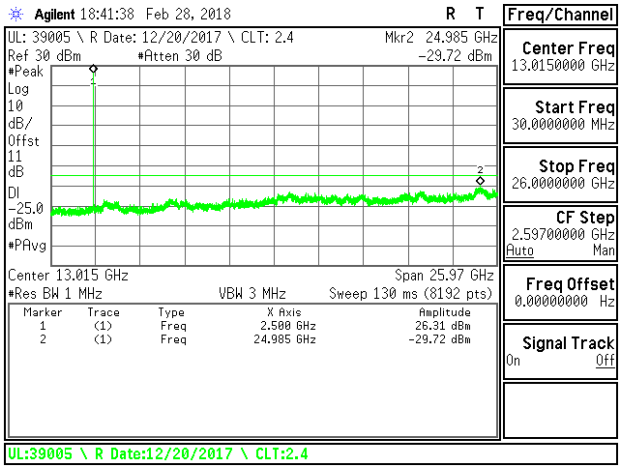

LTE B7 20MHz 16QAM Low Channel RB1-0

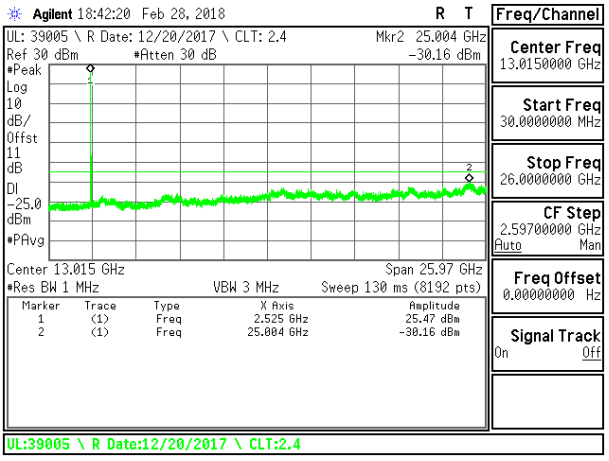

LTE B7 20MHz QPSK Middle Channel RB1-0

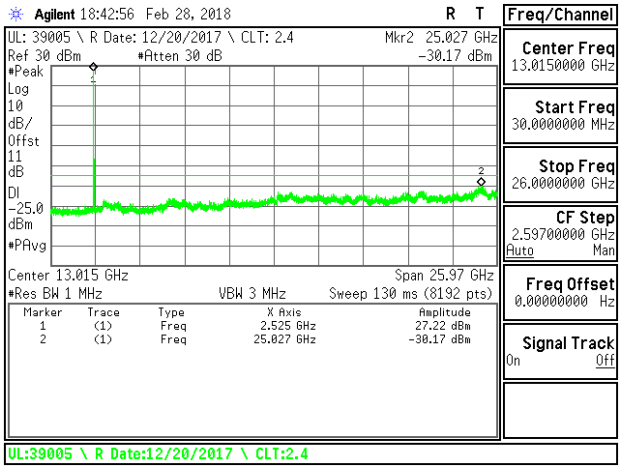

LTE B7 20MHz 16QAM Middle Channel RB1-0

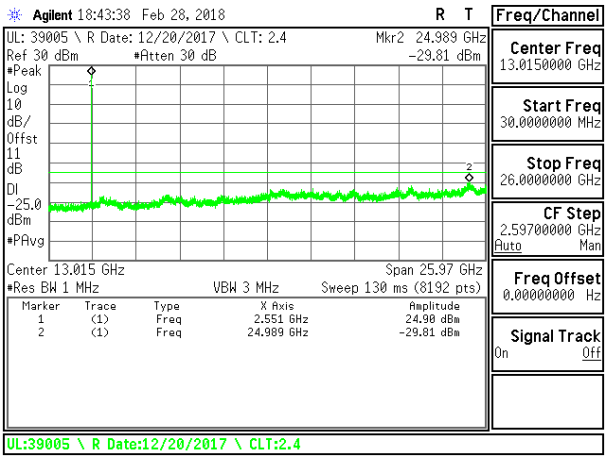

LTE B7 20MHz QPSK High Channel RB1-0

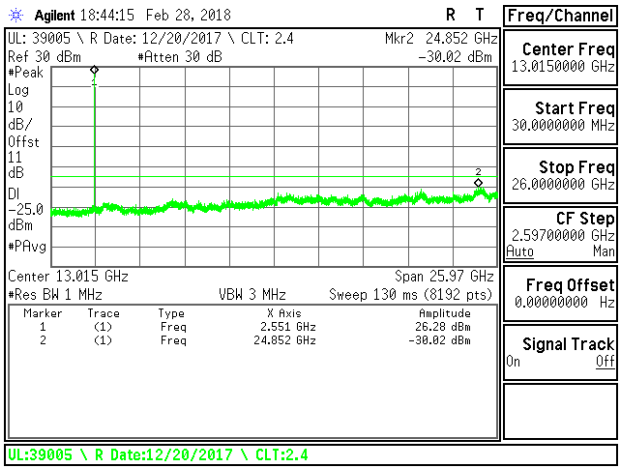

LTE B7 20MHz 16QAM High Channel RB1-0

UL VERIFICATION SERVICES INC. FORM NO: CCSUP4031B
47173 BENICIA STREET, FREMONT, CA 94538, USA TEL: (510) 771-1000 FAX: (510) 661-0888
This report shall not be reproduced except in full, without the written approval of UL Verification Services Inc.

8.3.9. **LTE BAND 13**

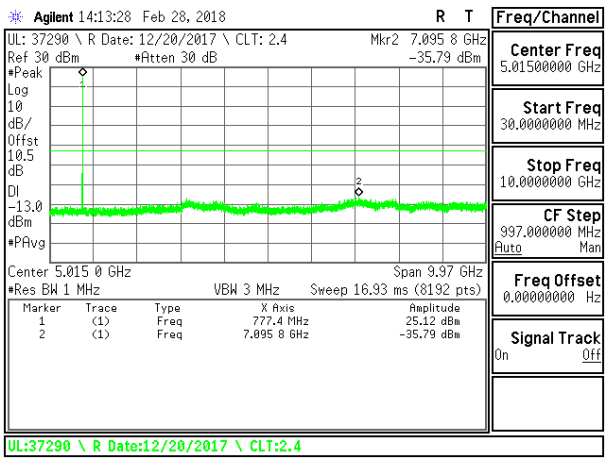

LTE B13 5MHz QPSK Low Channel RB1-0

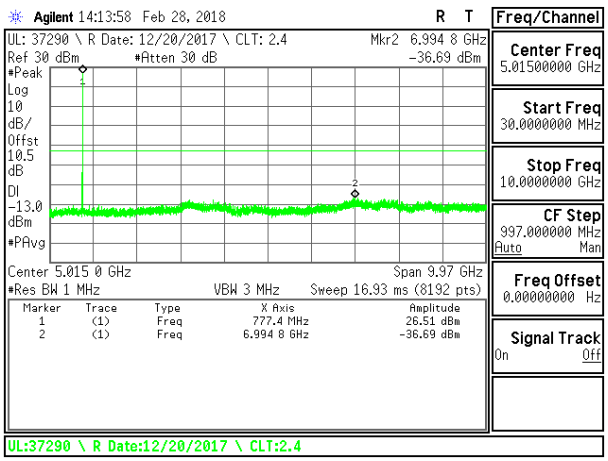

LTE B13 5MHz 16QAM Low Channel RB1-0

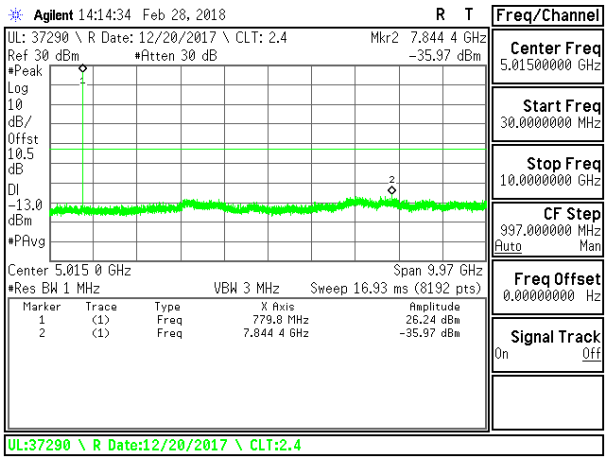

LTE B13 5MHz QPSK Middle Channel RB1-0

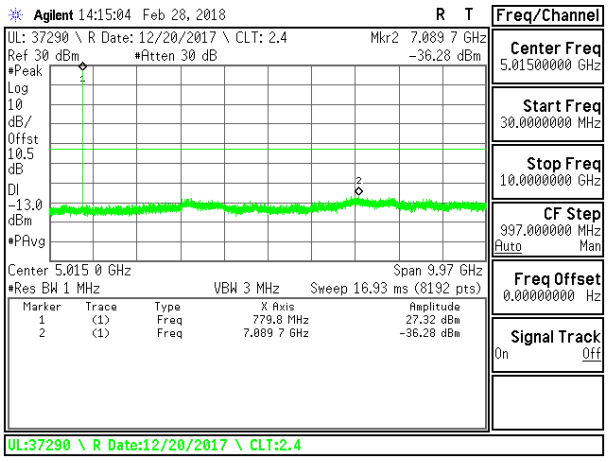

LTE B13 5MHz 16QAM Middle Channel RB1-0

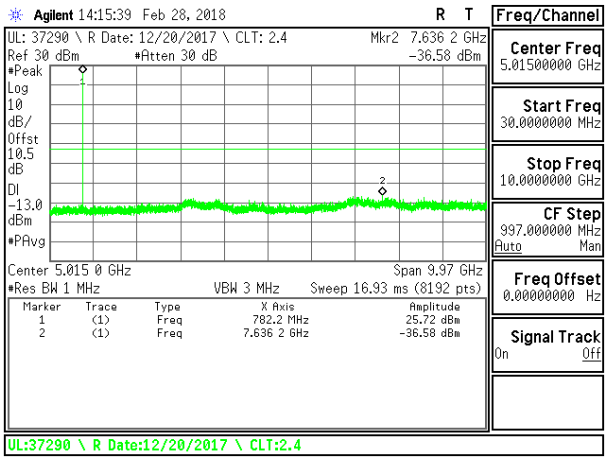

LTE B13 5MHz QPSK High Channel RB1-0

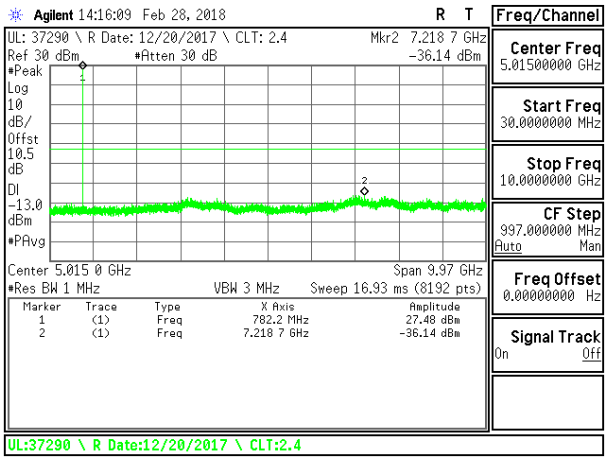

LTE B13 5MHz 16QAM High Channel RB1-0

UL VERIFICATION SERVICES INC. FORM NO: CCSUP4031B
47173 BENICIA STREET, FREMONT, CA 94538, USA TEL: (510) 771-1000 FAX: (510) 661-0888
This report shall not be reproduced except in full, without the written approval of UL Verification Services Inc.

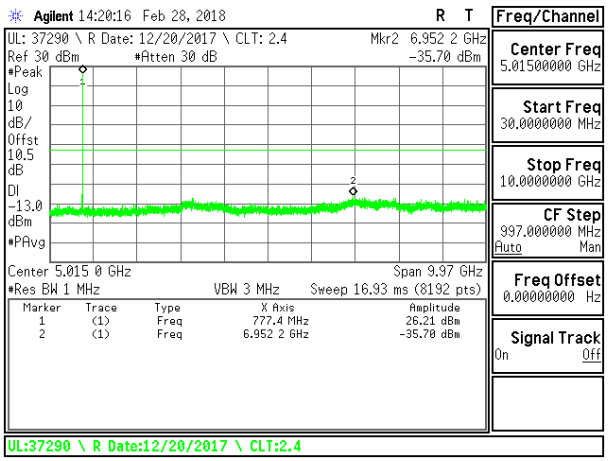

LTE B13 10MHz QPSK Middle Channel RB1-0

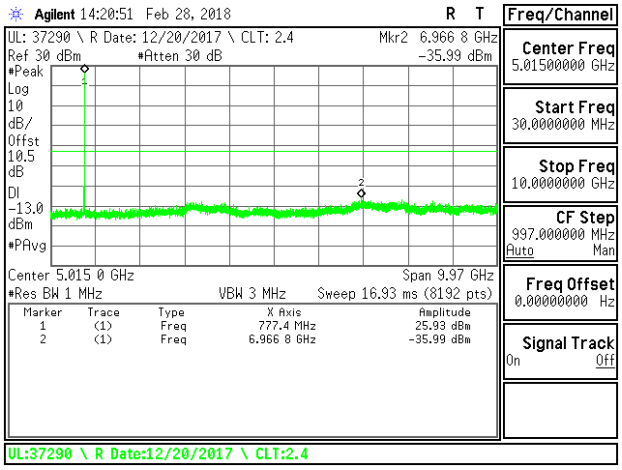

LTE B13 10MHz 16QAM Middle Channel RB1-0

This report shall not be reproduced except in full, without the written approval of UL Verification Services Inc.

8.3.10. LTE BAND 17

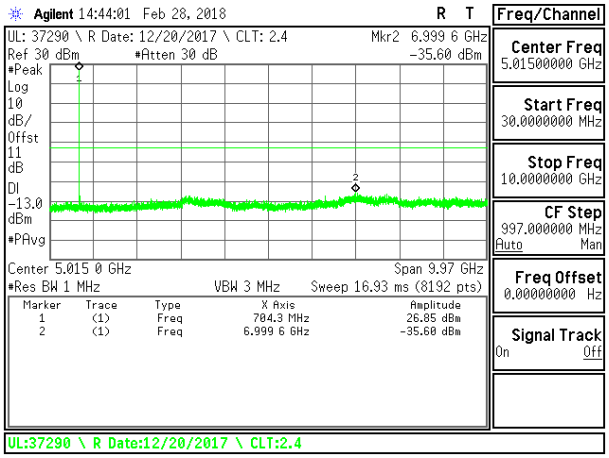

LTE B17 5MHz QPSK Low Channel RB1-0

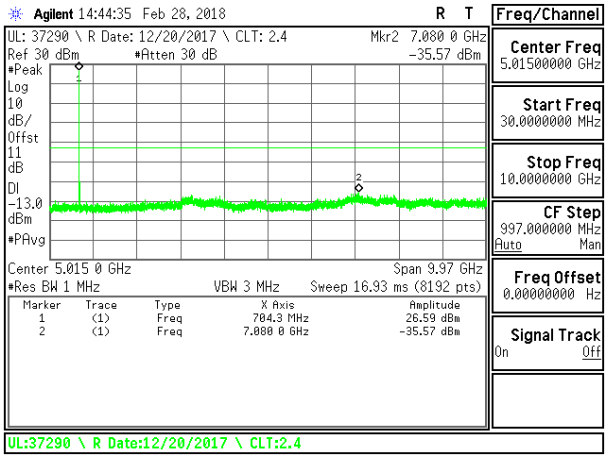

LTE B17 5MHz 16QAM Low Channel RB1-0

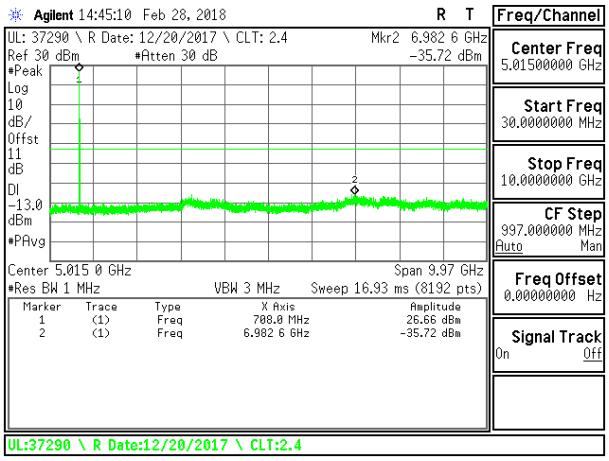

LTE B17 5MHz QPSK Middle Channel RB1-0

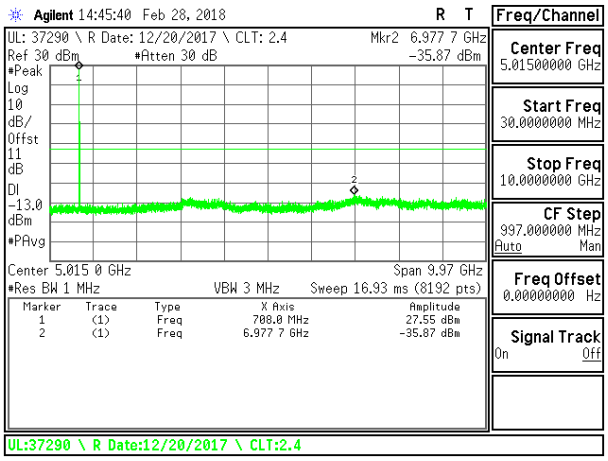

LTE B17 5MHz 16QAM Middle Channel RB1-0

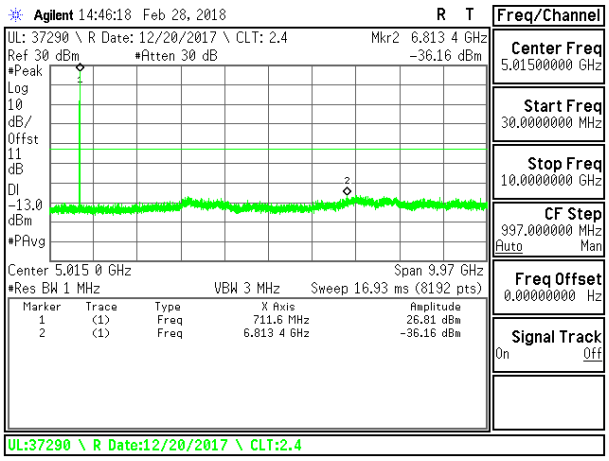

LTE B17 5MHz QPSK High Channel RB1-0

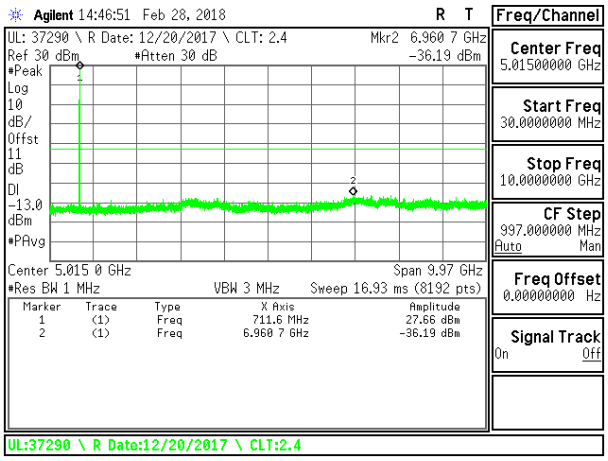

LTE B17 5MHz 16QAM High Channel RB1-0

UL VERIFICATION SERVICES INC. FORM NO: CCSUP4031B
47173 BENICIA STREET, FREMONT, CA 94538, USA TEL: (510) 771-1000 FAX: (510) 661-0888
This report shall not be reproduced except in full, without the written approval of UL Verification Services Inc.

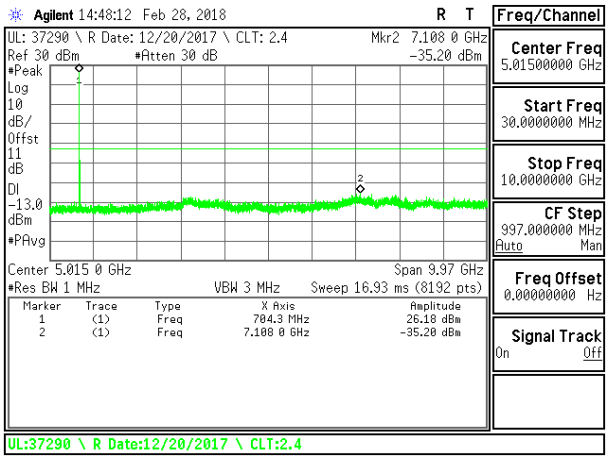

LTE B17 10MHz QPSK Low Channel RB1-0

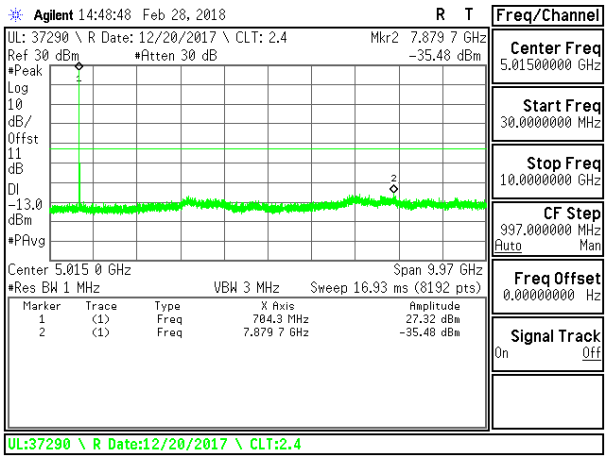

LTE B17 10MHz 16QAM Low Channel RB1-0

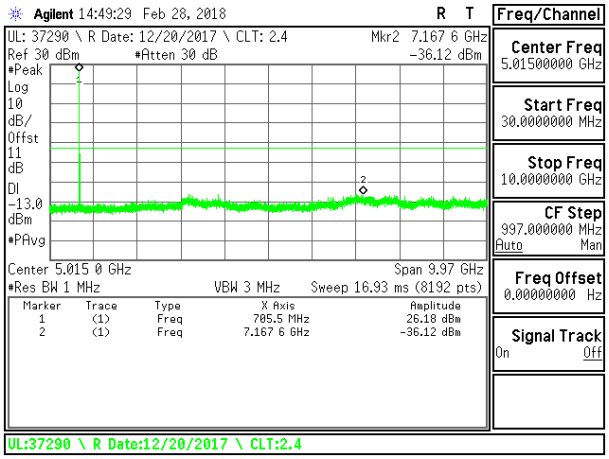

LTE B17 10MHz QPSK Middle Channel RB1-0

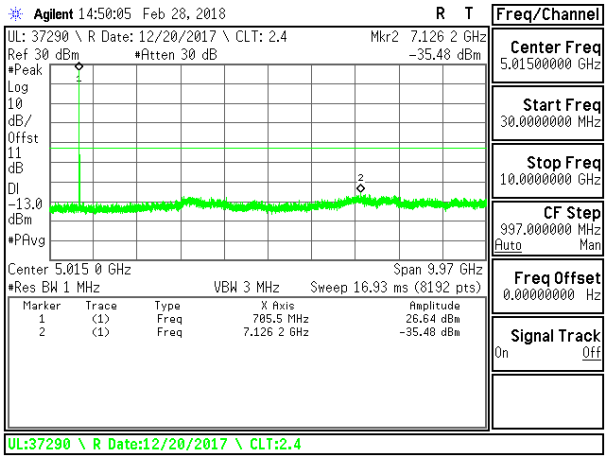

LTE B17 10MHz 16QAM Middle Channel RB1-0

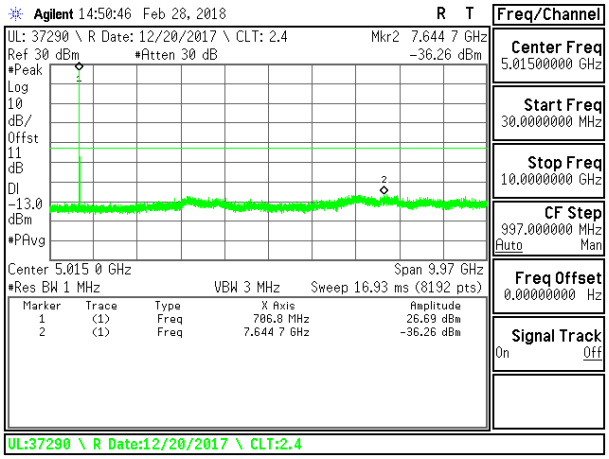

LTE B17 10MHz QPSK High Channel RB1-0

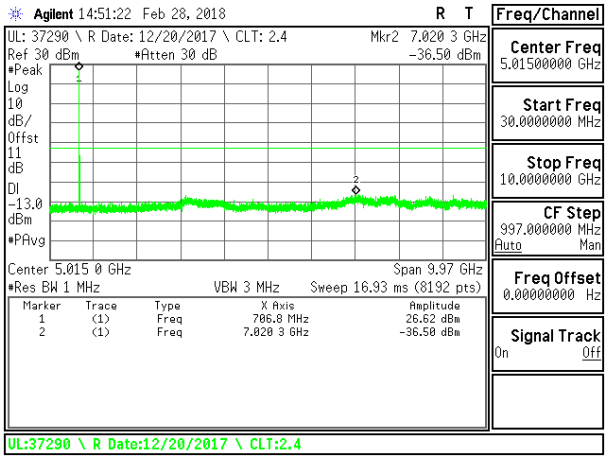

LTE B17 10MHz 16QAM High Channel RB1-0

UL VERIFICATION SERVICES INC. FORM NO: CCSUP4031B
47173 BENICIA STREET, FREMONT, CA 94538, USA TEL: (510) 771-1000 FAX: (510) 661-0888
This report shall not be reproduced except in full, without the written approval of UL Verification Services Inc.

8.3.11. LTE BAND 41

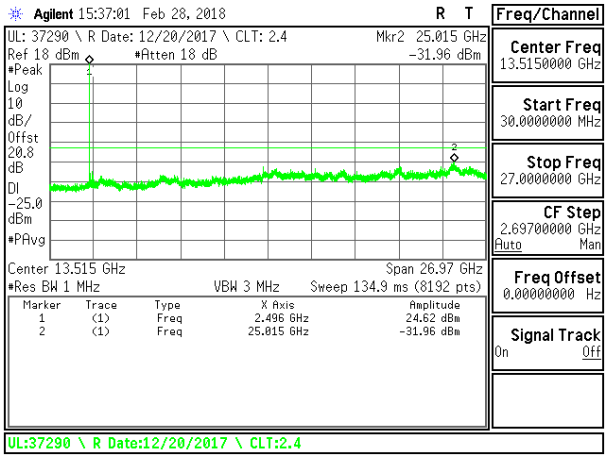

LTE B41 5MHz QPSK Low Channel RB1-0

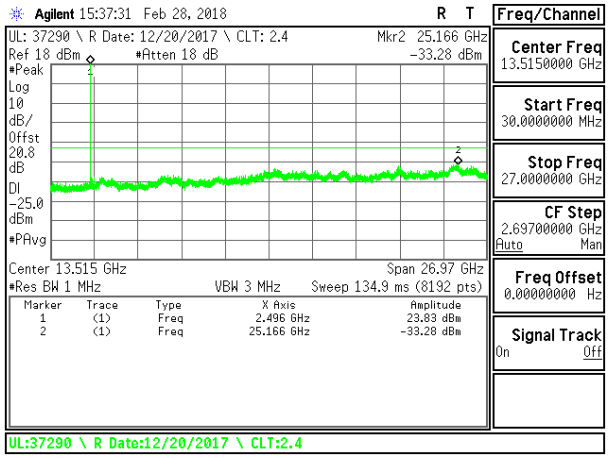

LTE B41 5MHz 16QAM Low Channel RB1-0

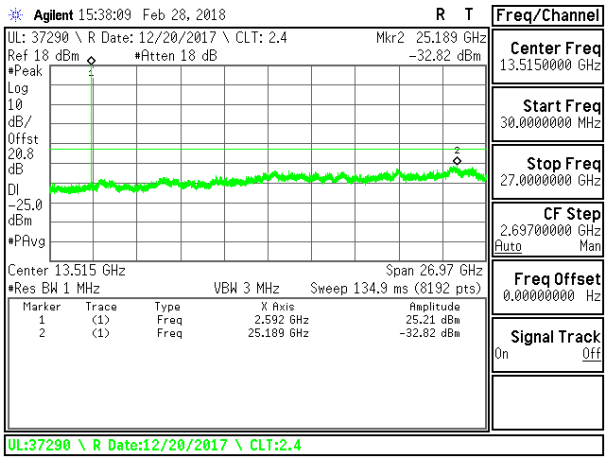

LTE B41 5MHz QPSK Middle Channel RB1-0

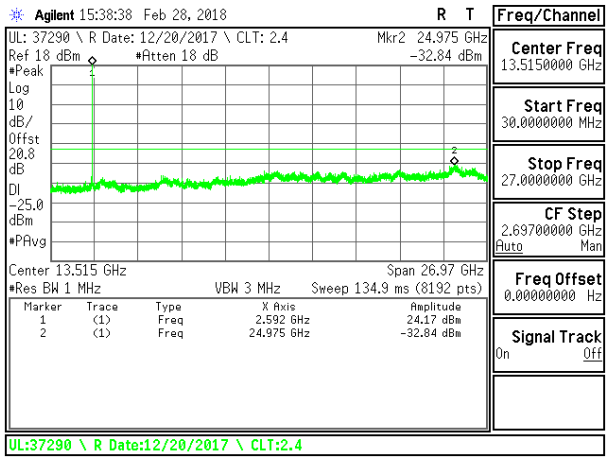

LTE B41 5MHz 16QAM Middle Channel RB1-0

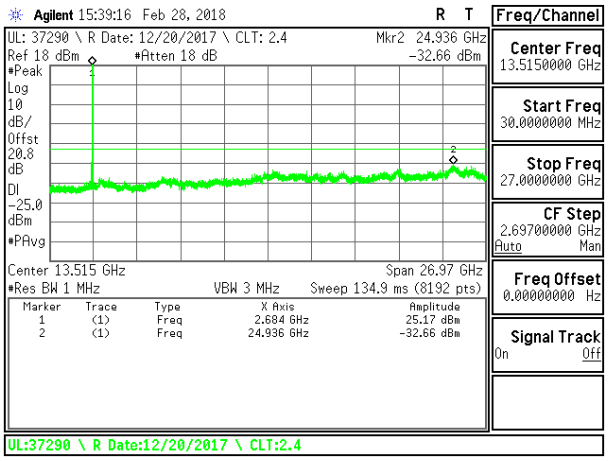

LTE B41 5MHz QPSK High Channel RB1-0

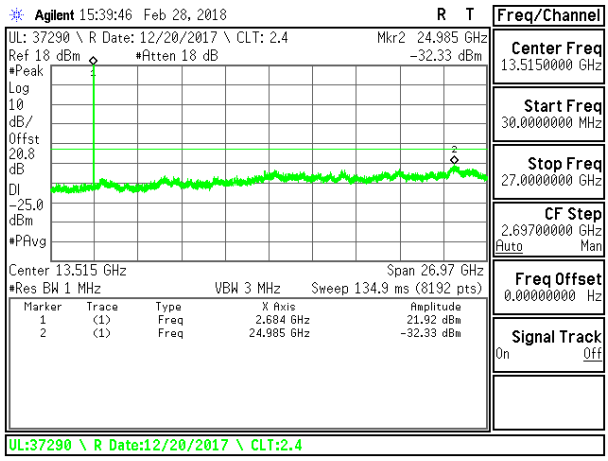

LTE B41 5MHz 16QAM High Channel RB1-0

UL VERIFICATION SERVICES INC. FORM NO: CCSUP4031B
47173 BENICIA STREET, FREMONT, CA 94538, USA TEL: (510) 771-1000 FAX: (510) 661-0888
This report shall not be reproduced except in full, without the written approval of UL Verification Services Inc.

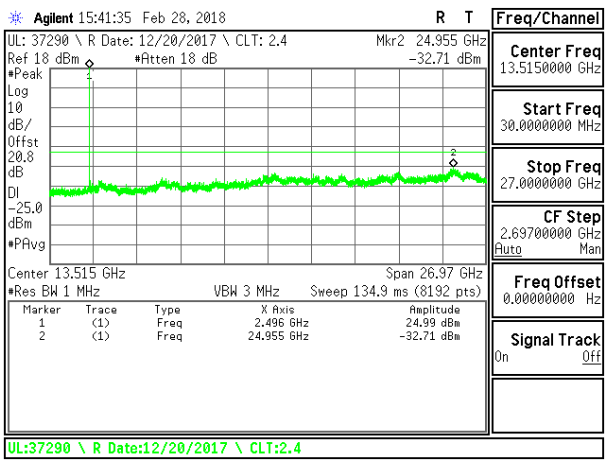

LTE B41 10MHz QPSK Low Channel RB1-0

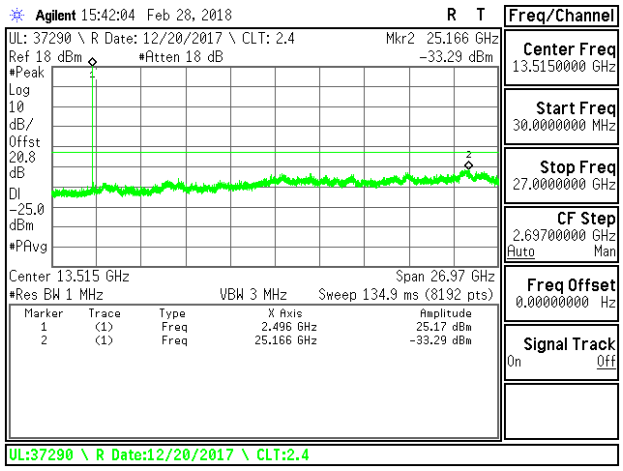

LTE B41 10MHz 16QAM Low Channel RB1-0

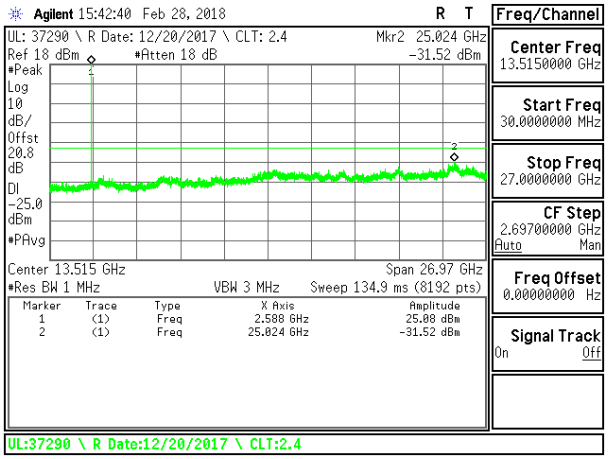

LTE B41 10MHz QPSK Middle Channel RB1-0

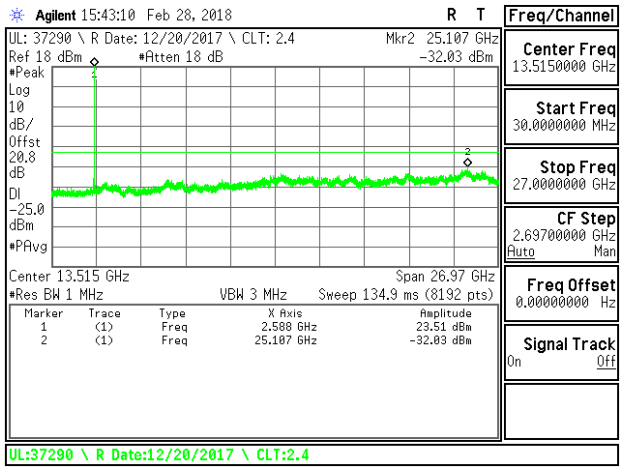

LTE B41 10MHz 16QAM Middle Channel RB1-0

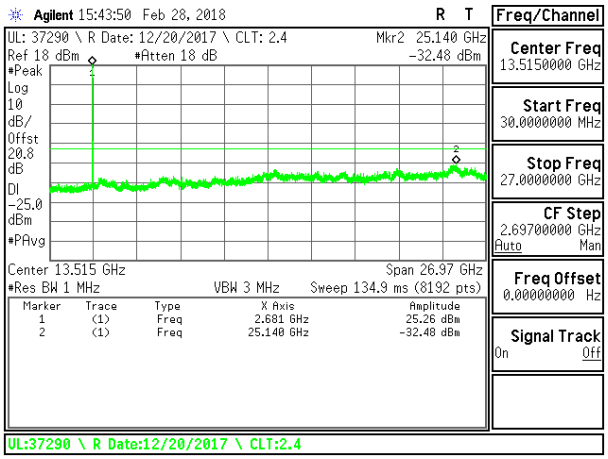

LTE B41 10MHz QPSK High Channel RB1-0

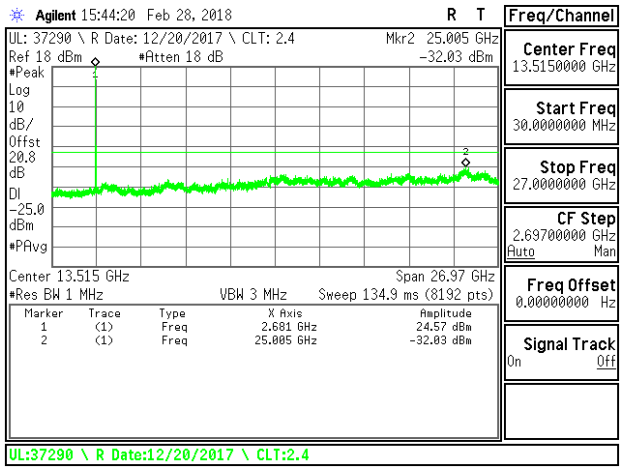

LTE B41 10MHz 16QAM High Channel RB1-0

UL VERIFICATION SERVICES INC. FORM NO: CCSUP4031B
47173 BENICIA STREET, FREMONT, CA 94538, USA TEL: (510) 771-1000 FAX: (510) 661-0888
This report shall not be reproduced except in full, without the written approval of UL Verification Services Inc.

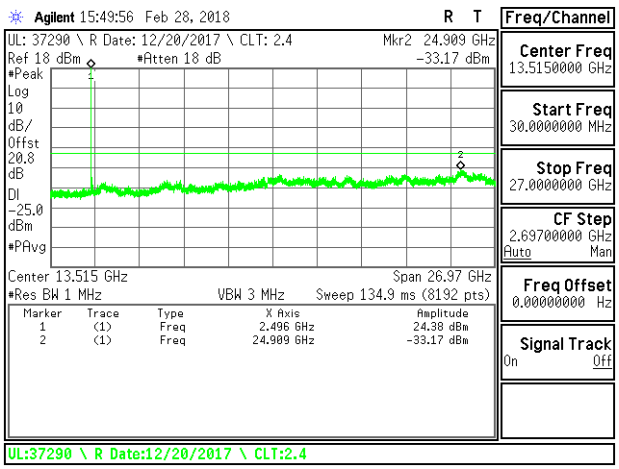

LTE B41 15MHz QPSK Low Channel RB1-0

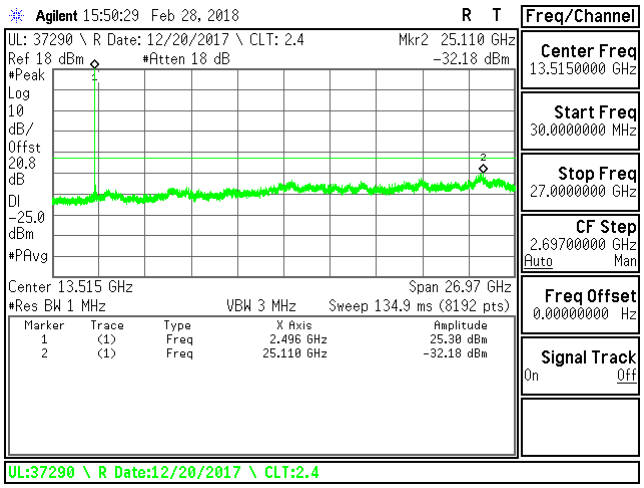

LTE B41 15MHz 16QAM Low Channel RB1-0

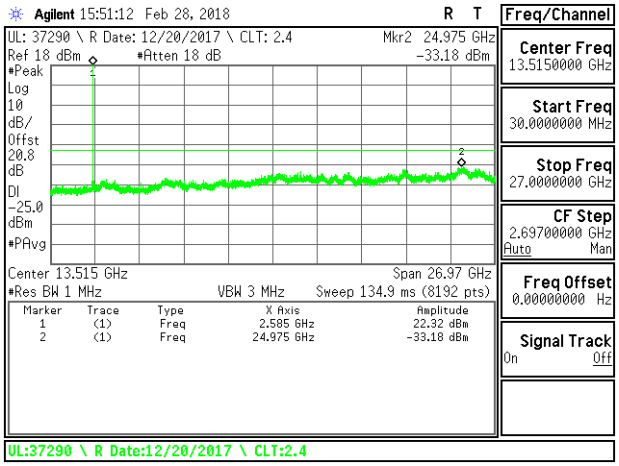

LTE B41 15MHz QPSK Middle Channel RB1-0

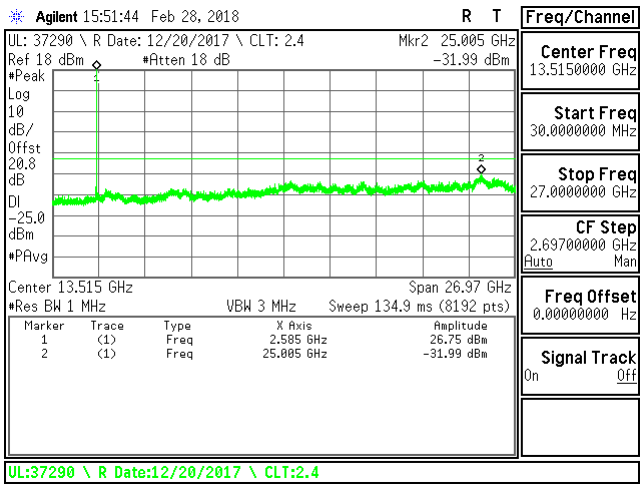

LTE B41 15MHz 16QAM Middle Channel RB1-0

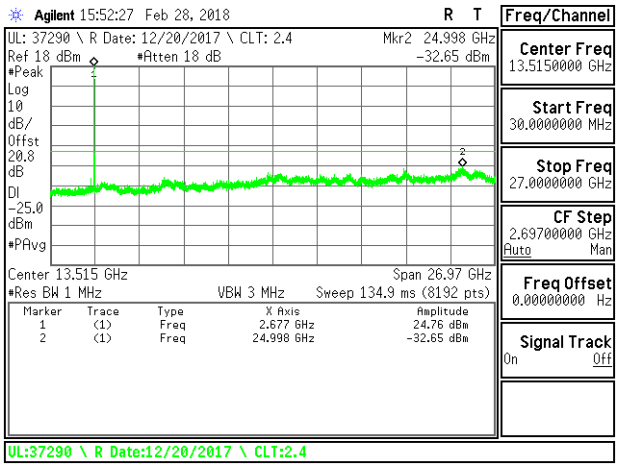

LTE B41 15MHz QPSK High Channel RB1-0

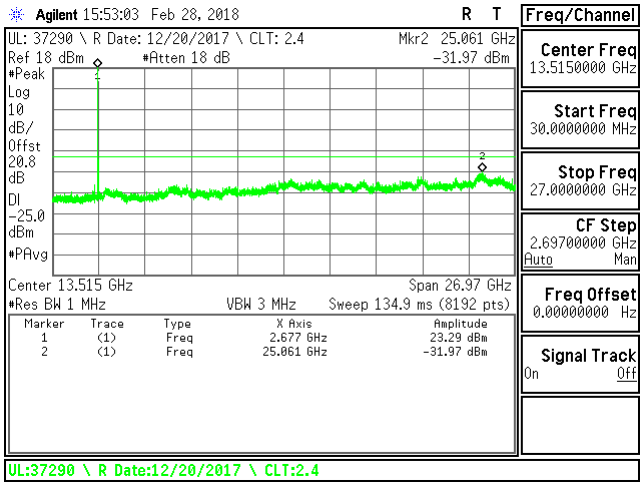

LTE B41 15MHz 16QAM High Channel RB1-0

UL VERIFICATION SERVICES INC. FORM NO: CCSUP4031B
47173 BENICIA STREET, FREMONT, CA 94538, USA TEL: (510) 771-1000 FAX: (510) 661-0888
This report shall not be reproduced except in full, without the written approval of UL Verification Services Inc.

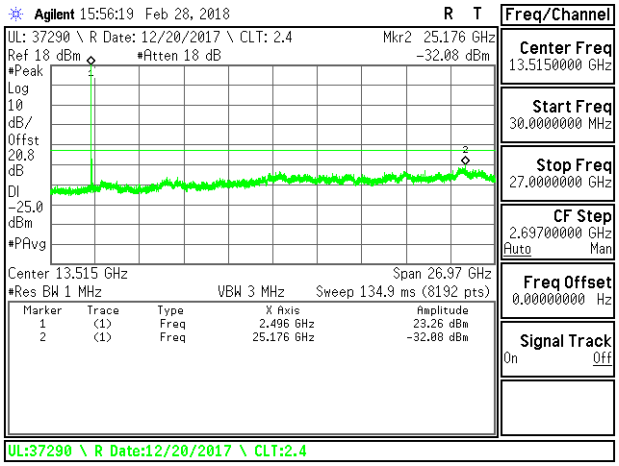

LTE B41 20MHz QPSK Low Channel RB1-0

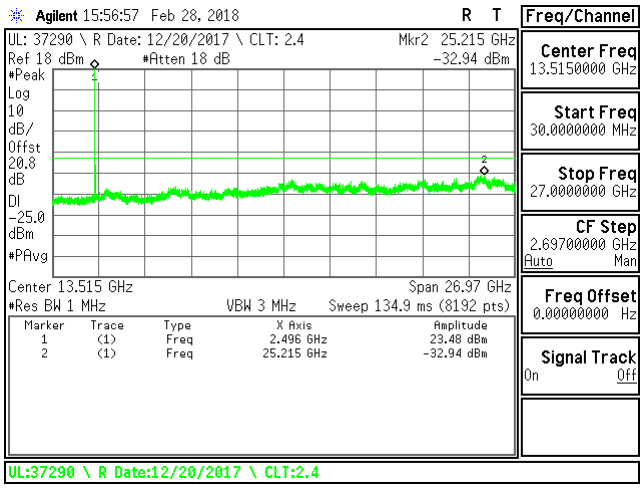

LTE B41 20MHz 16QAM Low Channel RB1-0

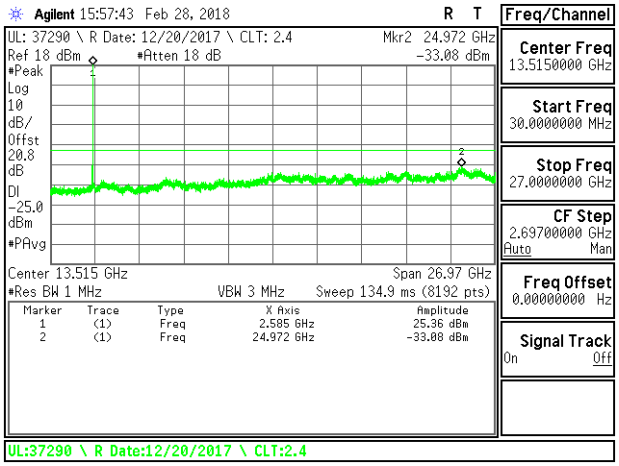

LTE B41 20MHz QPSK Middle Channel RB1-0

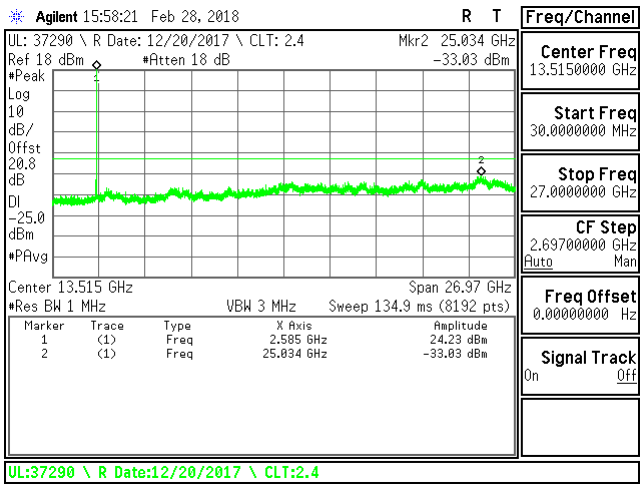

LTE B41 20MHz 16QAM Middle Channel RB1-0

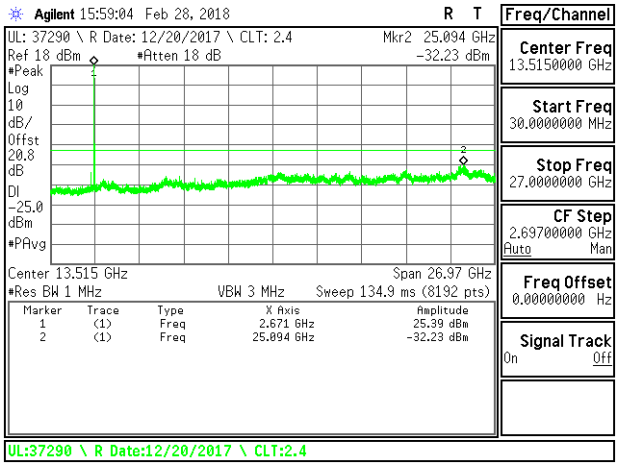

LTE B41 20MHz QPSK High Channel RB1-0

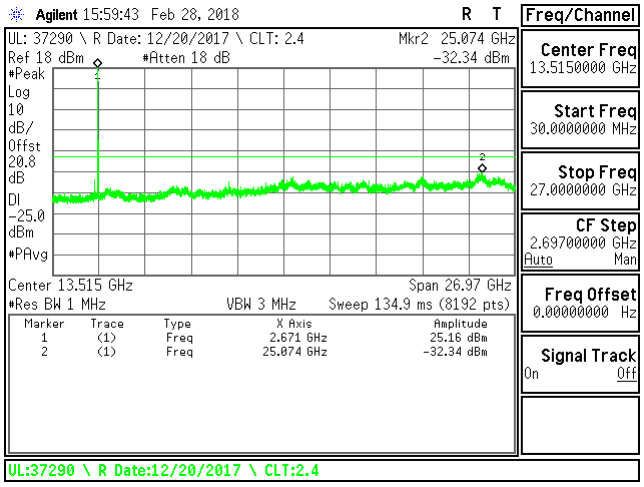

LTE B41 20MHz 16QAM High Channel RB1-0

UL VERIFICATION SERVICES INC. FORM NO: CCSUP4031B
47173 BENICIA STREET, FREMONT, CA 94538, USA TEL: (510) 771-1000 FAX: (510) 661-0888
This report shall not be reproduced except in full, without the written approval of UL Verification Services Inc.

8.4. FREQUENCY STABILITY

RULE PART(S)

FCC: §2.1055, §22.355, §24.235, §27.54

LIMITS

FCC §22.355

The carrier frequency shall not depart from the reference frequency in excess of ±2.5 ppm for mobile stations.

FCC §24.235 & §27.54

The frequency stability shall be sufficient to ensure that the fundamental emission stays within the authorized frequency block.

TEST PROCEDURE

Use CMW 500 with Frequency Error measurement capability.

- Temp. = −30°C to +50°C
- Voltage = (85% - 115%)
- Low voltage, 3.23VDC, Normal, 3.8VDC and High voltage, 4.37VDC. End Voltage, 3.2VDC.

Frequency Stability vs Temperature:

The EUT is place inside a temperature chamber. The temperature is set to 20ºC and allowed to stabilize. After sufficient soak time, the transmitting frequency error is measured. The temperature is increased by 10 degrees, allowed to stabilize and soak, and then the measurement is repeated. This is repeated until +50ºC is reached.

Frequency Stability vs Voltage:

The peak frequency error is recorded (worst-case).

MODES TESTED

- GSM1900
- LTE Band 4
- LTE Band 5
- LTE Band 7
- LTE Band 13
- LTE Band 17
- LTE Band 41

RESULTS

See the following pages.

This report shall not be reproduced except in full, without the written approval of UL Verification Services Inc.

Note(s):

GSM 850 Band Measured Results

GSM 850 (Frequency range: 824-849 MHz) is covered by LTE Band 5 (Frequency range: 824-849 MHz) no testing is necessary due to overlapping frequency range.

WCDMA Band 5 Measured Results

WCDMA Band 5 (Frequency range: 824-84 MHz) is covered by LTE Band 5 (Frequency range: 824-849 MHz) no testing is necessary due to overlapping frequency range.

WCDMA Band 2 Measured Results

WCDMA Band 2 (Frequency range: 1850-1910 MHz) is covered by LTE Band 2 (Frequency range: 1850-1910 MHz) no testing is necessary due to overlapping frequency range.

WCDMA Band 4 Measured Results

WCDMA Band 4 (Frequency range: 1710-1755 MHz) is covered by LTE Band 4 (Frequency range: 1710-1755 MHz) no testing is necessary due to overlapping frequency range.

This report shall not be reproduced except in full, without the written approval of UL Verification Services Inc.

8.4.1. **GSM 1900**

Reference Frequency: GSM1900 Mid Channel		1880	MHz @ 20°C	
Limit: to stay +- 2.5 ppm =		4700.000	Hz	
Power Supply	Environment	Frequency Deviation Measureed with Time Elapse		
(Vdc)	Temperature (°C)	(MHz)	Delta (ppm)	Limit (ppm)
3.85	50	1880.000017	-0.002	2.5
3.85	40	1880.000017	-0.002	2.5
3.85	30	1880.000015	-0.001	2.5
3.85	***20***	**1880.000013**	**0**	***2.5***
3.85	10	1880.000013	0.000	2.5
3.85	0	1880.000012	0.001	2.5
3.85	-10	1880.000013	0.000	2.5
3.85	-20	1880.000013	0.000	2.5
3.85	-30	1880.000014	-0.001	2.5

Reference Frequency: GSM1900 Mid Channel		1880	MHz @ 20°C	
Limit: to stay +- 2.5 ppm =		4700.000	Hz	
Power Supply	Environment	Frequency Deviation Measured with Time Elapse		
(Vdc)	Temperature (°C)	(MHz)	Delta (ppm)	Limit (ppm)
3.85	***25***	***1880.000013***	***0***	***2.5***
4.25	25	1880.000015	*-0.001*	2.5
3.65	25	1880.000016	*-0.002*	2.5

8.4.2. **LTE BAND 4**

Reference Frequency: LTE Band 4 Mid Channel		1732.5	MHz @ 20°C	
Limit: to stay +- 2.5 ppm =		4331.250	Hz	
Power Supply	Environment	Frequency Deviation Measureed with Time Elapse		
(Vdc)	Temperature (°C)	(MHz)	Delta (ppm)	Limit (ppm)
3.85	50	1732.500014	-0.001	2.5
3.85	40	1732.500013	-0.001	2.5
3.85	30	1732.500013	-0.001	2.5
3.85	***20***	**1732.500012**	**0**	***2.5***
3.85	10	1732.500011	0.000	2.5
3.85	0	1732.500010	0.001	2.5
3.85	-10	1732.500011	0.000	2.5
3.85	-20	1732.500010	0.001	2.5
3.85	-30	1732.500010	0.001	2.5

Reference Frequency: LTE Band 4 Mid Channel		1732.5	MHz @ 20°C	
Limit: to stay +- 2.5 ppm =		4331.250	Hz	
Power Supply	Environment	Frequency Deviation Measured with Time Elapse		
(Vdc)	Temperature (°C)	(MHz)	Delta (ppm)	Limit (ppm)
3.85	***25***	***1732.500012***	***0***	***2.5***
4.25	25	1732.500010	*0.001*	2.5
3.65	25	1732.500010	*0.001*	2.5

This report shall not be reproduced except in full, without the written approval of UL Verification Services Inc.

8.4.3. LTE BAND 5

Reference Frequency: LTE Band 5 Mid Channel		836.5	MHz @ 20°C	
Limit: to stay +- 2.5 ppm =		2091.250	Hz	
Power Supply	Environment	Frequency Deviation Measureed with Time Elapse		
(Vdc)	Temperature (°C)	(MHz)	Delta (ppm)	Limit (ppm)
3.85	50	836.499993	0.001	2.5
3.85	40	836.499993	0.001	2.5
3.85	30	836.499993	0.001	2.5
3.85	***20***	**836.499994**	**0**	***2.5***
3.85	10	836.499993	0.001	2.5
3.85	0	836.499995	-0.001	2.5
3.85	-10	836.499995	-0.001	2.5
3.85	-20	836.499994	-0.001	2.5
3.85	-30	836.499995	-0.002	2.5

Reference Frequency: LTE Band 5 Mid Channel		836.5	MHz @ 20°C	
Limit: to stay +- 2.5 ppm =		2091.250	Hz	
Power Supply	Environment	Frequency Deviation Measured with Time Elapse		
(Vdc)	Temperature (°C)	(MHz)	Delta (ppm)	Limit (ppm)
3.85	***25***	***836.499994***	***0***	***2.5***
4.25	25	836.499994	*0.000*	2.5
3.65	25	836.499993	*0.001*	2.5

8.4.4. LTE BAND 7

Reference Frequency: LTE Band 7 Mid Channel		2535	MHz @ 20°C	
Limit: to stay +- 2.5 ppm =		6337.500	Hz	
Power Supply	Environment	Frequency Deviation Measureed with Time Elapse		
(Vdc)	Temperature (°C)	(MHz)	Delta (ppm)	Limit (ppm)
3.85	50	2535.000016	-0.002	2.5
3.85	40	2535.000014	-0.001	2.5
3.85	30	2535.000012	0.000	2.5
3.85	***20***	**2535.000012**	**0**	***2.5***
3.85	10	2535.000012	0.000	2.5
3.85	0	2535.000012	0.000	2.5
3.85	-10	2535.000014	-0.001	2.5
3.85	-20	2535.000014	-0.001	2.5
3.85	-30	2535.000014	-0.001	2.5

Reference Frequency: LTE Band 7 Mid Channel		2535	MHz @ 20°C	
Limit: to stay +- 2.5 ppm =		6337.500	Hz	
Power Supply	Environment	Frequency Deviation Measured with Time Elapse		
(Vdc)	Temperature (°C)	(MHz)	Delta (ppm)	Limit (ppm)
3.85	***25***	***2535.000012***	***0***	***2.5***
4.25	25	2535.000013	*0.000*	2.5
3.65	25	2535.000013	*-0.001*	2.5

UL VERIFICATION SERVICES INC. FORM NO: CCSUP4031B
47173 BENICIA STREET, FREMONT, CA 94538, USA TEL: (510) 771-1000 FAX: (510) 661-0888
This report shall not be reproduced except in full, without the written approval of UL Verification Services Inc.

8.4.5. **LTE BAND 13**

Reference Frequency: LTE Band 13 Mid Channel		782	MHz @ 20°C	
Limit: to stay +- 2.5 ppm =		1955.000	Hz	
Power Supply	Environment	Frequency Deviation Measureed with Time Elapse		
(Vdc)	Temperature (°C)	(MHz)	Delta (ppm)	Limit (ppm)
3.85	50	781.999994	-0.001	2.5
3.85	40	781.999993	0.000	2.5
3.85	30	781.999993	0.000	2.5
3.85	***20***	**781.999993**	**0**	***2.5***
3.85	10	781.999992	0.001	2.5
3.85	0	781.999992	0.002	2.5
3.85	-10	781.999992	0.002	2.5
3.85	-20	781.999995	-0.002	2.5
3.85	-30	781.999995	-0.002	2.5

Reference Frequency: LTE Band 13 Mid Channel		782	MHz @ 20°C	
Limit: to stay +- 2.5 ppm =		1955.000	Hz	
Power Supply	Environment	Frequency Deviation Measured with Time Elapse		
(Vdc)	Temperature (°C)	(MHz)	Delta (ppm)	Limit (ppm)
3.85	***25***	***781.999993***	***0***	***2.5***
4.25	25	781.999993	*0.000*	2.5
3.65	25	781.999992	*0.001*	2.5

8.4.6. **LTE BAND 17**

Reference Frequency: LTE Band 17 Mid Channel		710	MHz @ 20°C	
Limit: to stay +- 2.5 ppm =		1775.000	Hz	
Power Supply	Environment	Frequency Deviation Measureed with Time Elapse		
(Vdc)	Temperature (°C)	(MHz)	Delta (ppm)	Limit (ppm)
3.85	50	710.000011	-0.003	2.5
3.85	40	710.000010	-0.001	2.5
3.85	30	710.000008	0.001	2.5
3.85	***20***	**710.000009**	**0**	***2.5***
3.85	10	710.000010	-0.001	2.5
3.85	0	710.000010	0.000	2.5
3.85	-10	710.000009	0.000	2.5
3.85	-20	710.000007	0.003	2.5
3.85	-30	710.000007	0.004	2.5

Reference Frequency: LTE Band 17 Mid Channel		710	MHz @ 20°C	
Limit: to stay +- 2.5 ppm =		1775.000	Hz	
Power Supply	Environment	Frequency Deviation Measured with Time Elapse		
(Vdc)	Temperature (°C)	(MHz)	Delta (ppm)	Limit (ppm)
3.85	***25***	***710.000009***	***0***	***2.5***
4.25	25	710.000007	*0.002*	2.5
3.65	25	710.000008	*0.001*	2.5

This report shall not be reproduced except in full, without the written approval of UL Verification Services Inc.

8.4.7. **LTE BAND 41**

Reference Frequency: LTE Band 41 Mid Channel		2593	MHz @ 20°C	
Limit: to stay +- 2.5 ppm =		6482.500	Hz	
Power Supply	Environment	Frequency Deviation Measureed with Time Elapse		
(Vdc)	Temperature (°C)	(MHz)	Delta (ppm)	Limit (ppm)
3.85	50	2593.000016	0.000	2.5
3.85	40	2592.999984	0.012	2.5
3.85	30	2593.000014	0.001	2.5
3.85	***20***	**2593.000016**	**0**	***2.5***
3.85	10	2593.000016	0.000	2.5
3.85	0	2593.000021	-0.002	2.5
3.85	-10	2593.000019	-0.001	2.5
3.85	-20	2593.000015	0.000	2.5
3.85	-30	2593.000014	0.001	2.5

Reference Frequency: LTE Band 41 Mid Channel		2593	MHz @ 20°C	
Limit: to stay +- 2.5 ppm =		6482.500	Hz	
Power Supply	Environment	Frequency Deviation Measured with Time Elapse		
(Vdc)	Temperature (°C)	(MHz)	Delta (ppm)	Limit (ppm)
3.85	***25***	***2593.000016***	***0***	***2.5***
4.25	25	2593.000019	*-0.001*	2.5
3.65	25	2593.000020	*-0.002*	2.5

This report shall not be reproduced except in full, without the written approval of UL Verification Services Inc.

8.5. PEAK TO AVERAGE RATIO

LIMITS

In addition, the peak to average power ratio (PAPR) of the transmitter shall not exceed 13 dB for more than 0.1% of the time and shall use a signal corresponding to the highest PAPR during periods of continuous transmission.

RESULT

Full resource block (FRB) for each bandwidth was used to measure as the worst case. The results from all CCDF measurements are passed with 13dB peak-to-average power ratio criteria..

UL VERIFICATION SERVICES INC. FORM NO: CCSUP4031B
47173 BENICIA STREET, FREMONT, CA 94538, USA TEL: (510) 771-1000 FAX: (510) 661-0888
This report shall not be reproduced except in full, without the written approval of UL Verification Services Inc.

8.5.1. **GSM**

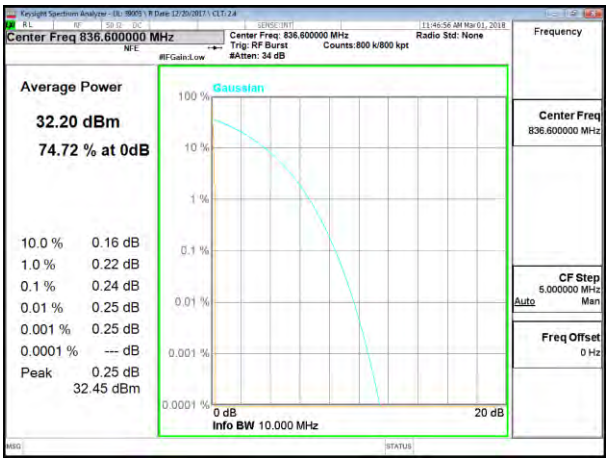

GSM 850MHz GPRS Middle Channel

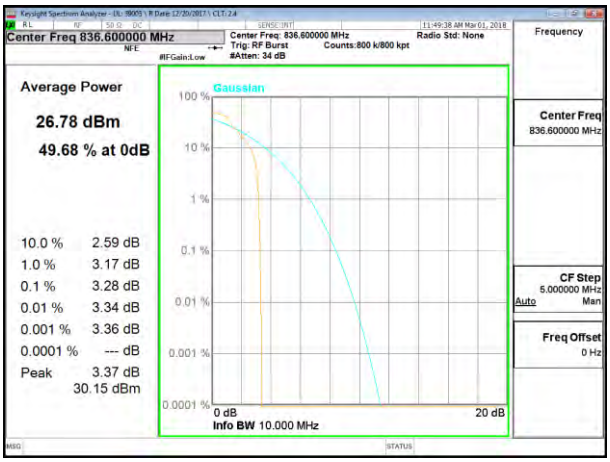

GSM 850MHz EGPRS Middle Channel

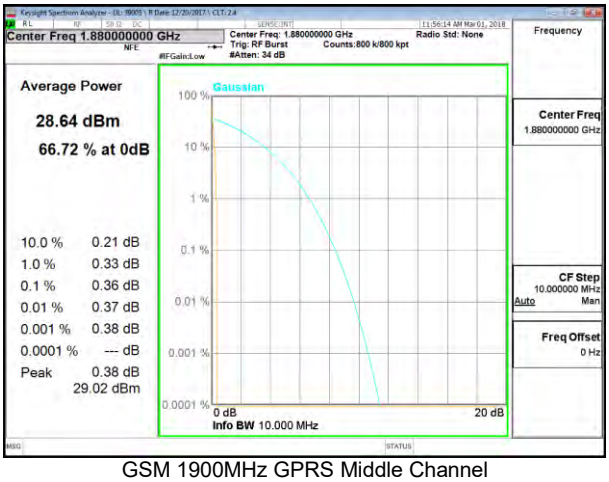

GSM 1900MHz GPRS Middle Channel

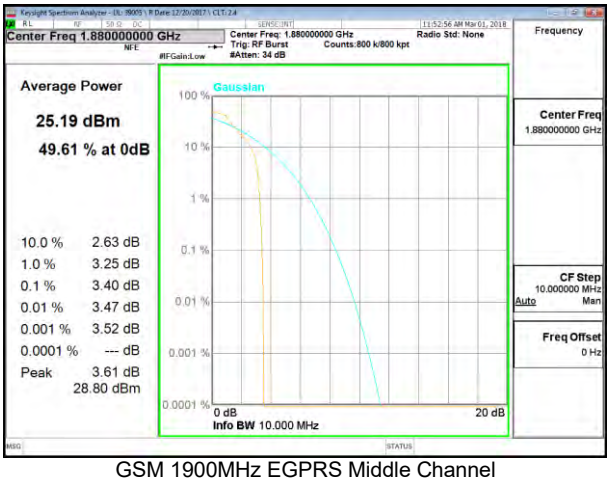

GSM 1900MHz EGPRS Middle Channel

UL VERIFICATION SERVICES INC. FORM NO: CCSUP4031B
47173 BENICIA STREET, FREMONT, CA 94538, USA TEL: (510) 771-1000 FAX: (510) 661-0888
This report shall not be reproduced except in full, without the written approval of UL Verification Services Inc.

8.5.2. **WCDMA**

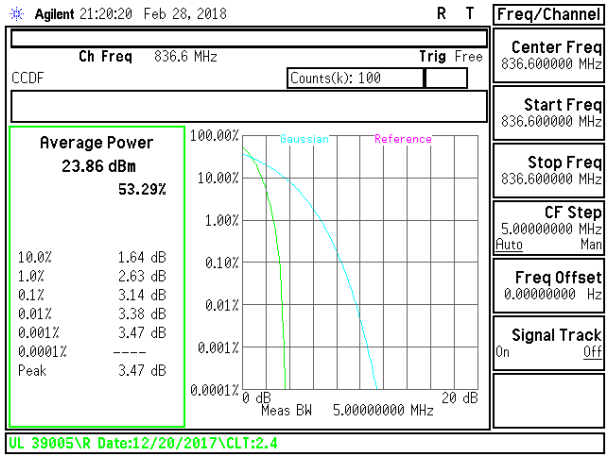

WCDMA Band 5 Rel 99 Middle Channel

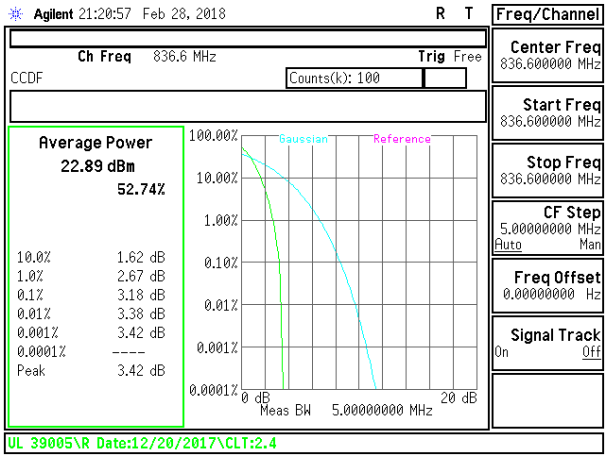

WCDMA Band 5 HSDPA Middle Channel

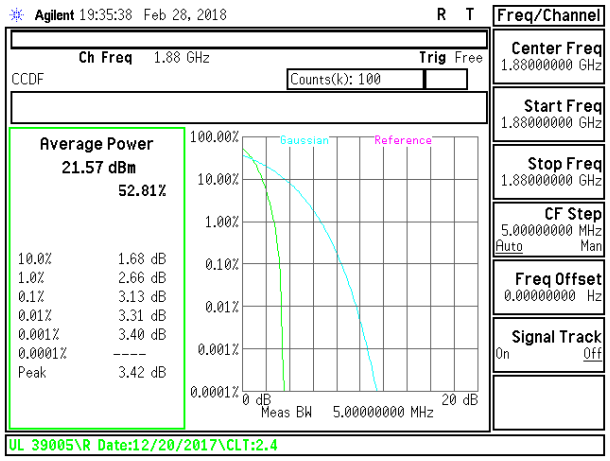

WCDMA Band 2 Rel 99 Middle Channel

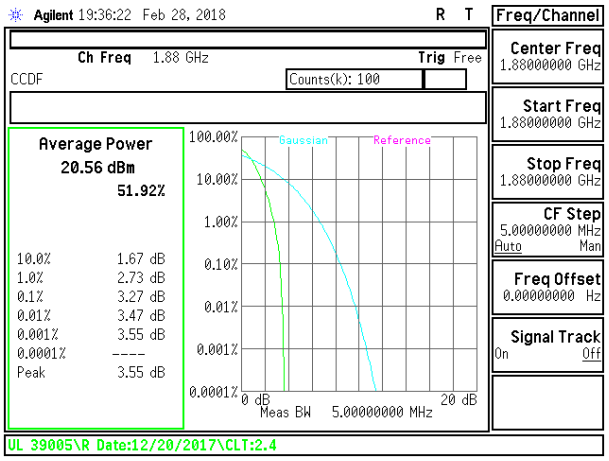

WCDMA Band 2 HSDPA Middle Channel

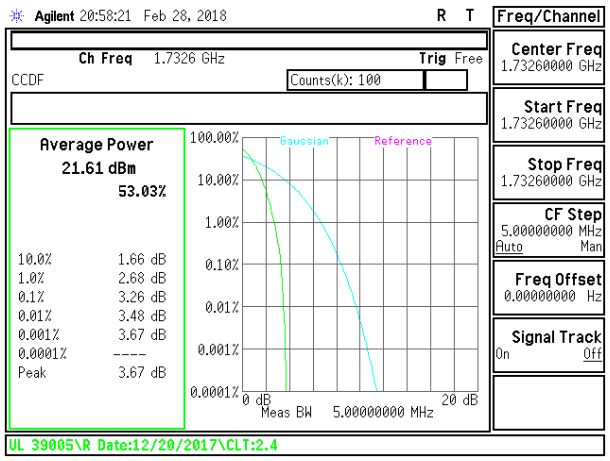

WCDMA Band 4 Rel 99 Middle Channel

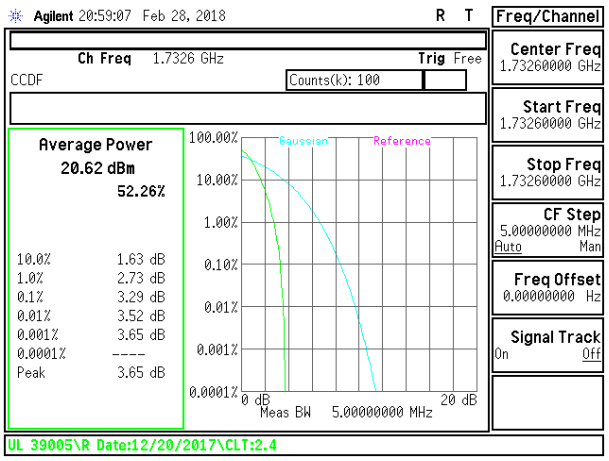

WCDMA Band 4 HSDPA Middle Channel

UL VERIFICATION SERVICES INC. FORM NO: CCSUP4031B
47173 BENICIA STREET, FREMONT, CA 94538, USA TEL: (510) 771-1000 FAX: (510) 661-0888
This report shall not be reproduced except in full, without the written approval of UL Verification Services Inc.

8.5.3. **LTE BAND 4**

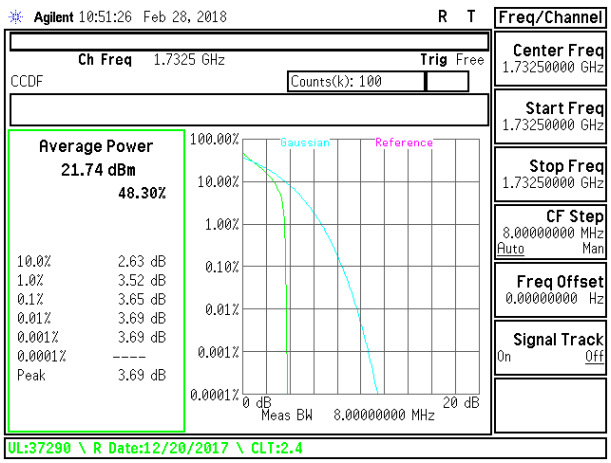

LTE B4 1.4MHz QPSK Mid Channel

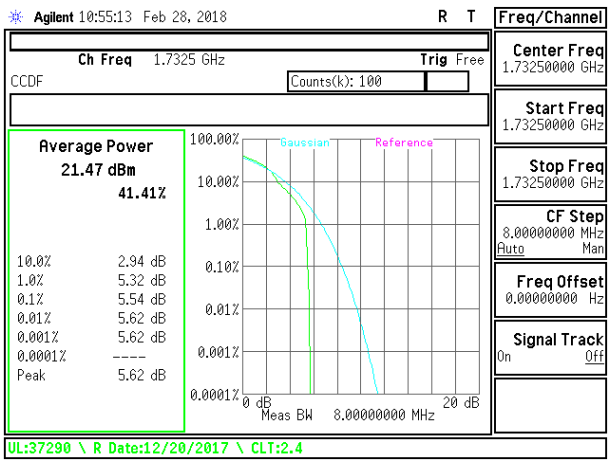

LTE B4 1.4MHz 16QAM Mid Channel

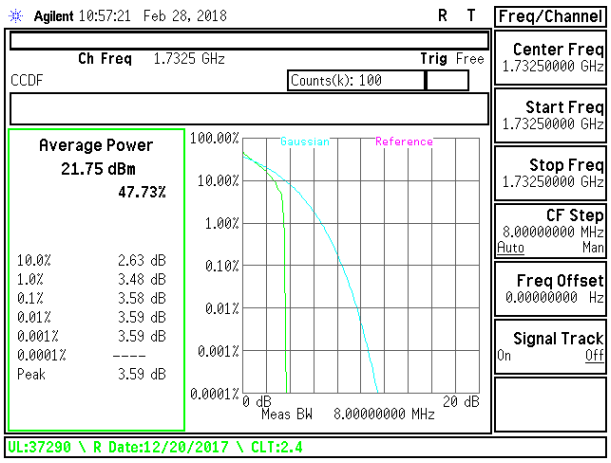

LTE B4 3MHz QPSK Mid Channel

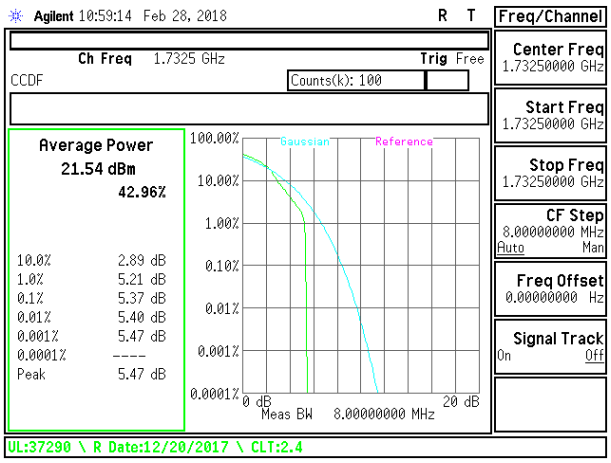

LTE B4 3MHz 16QAM Mid Channel

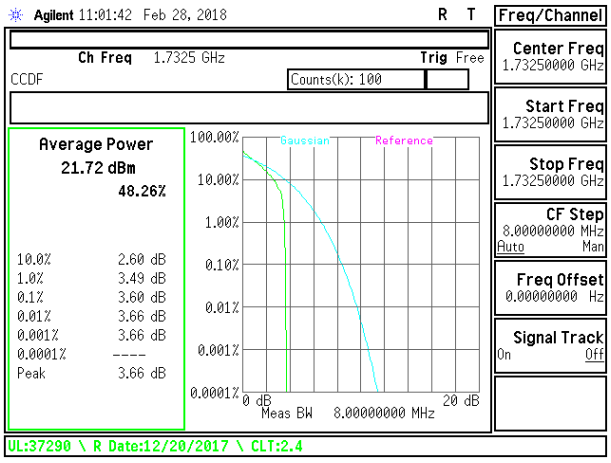

LTE B4 5MHz QPSK Mid Channel

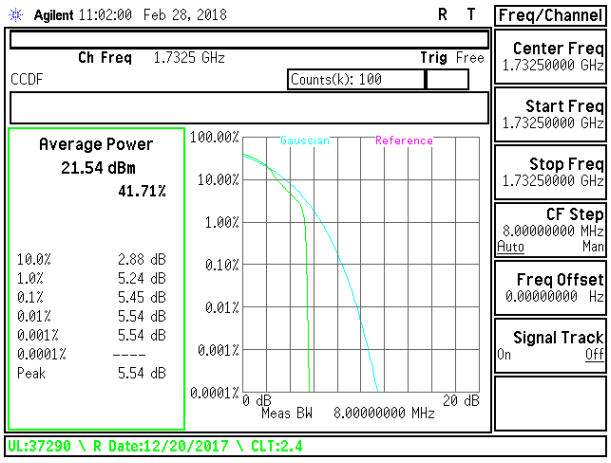

LTE B4 5MHz 16QAM Mid Channel

UL VERIFICATION SERVICES INC. FORM NO: CCSUP4031B
47173 BENICIA STREET, FREMONT, CA 94538, USA TEL: (510) 771-1000 FAX: (510) 661-0888
This report shall not be reproduced except in full, without the written approval of UL Verification Services Inc.

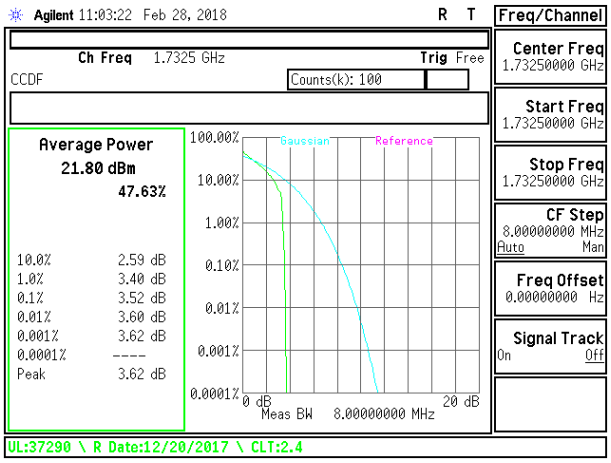

LTE B4 10MHz QPSK Mid Channel

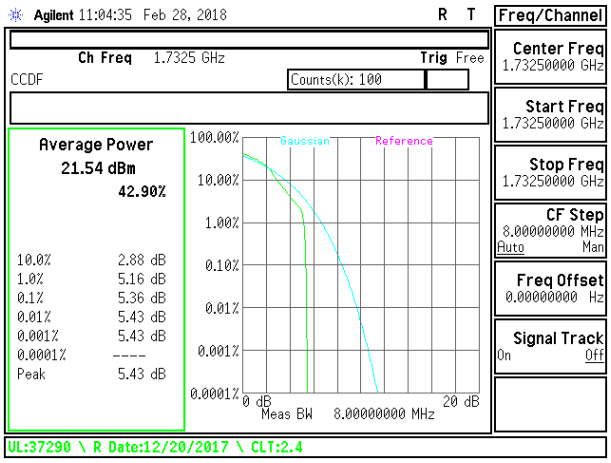

LTE B4 10MHz 16QAM Mid Channel

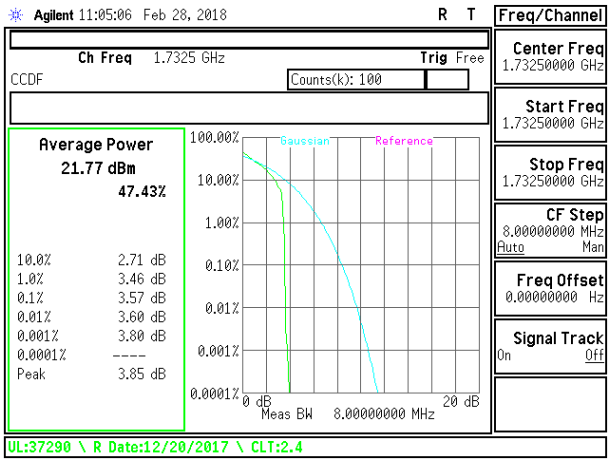

LTE B4 15MHz QPSK Mid Channel

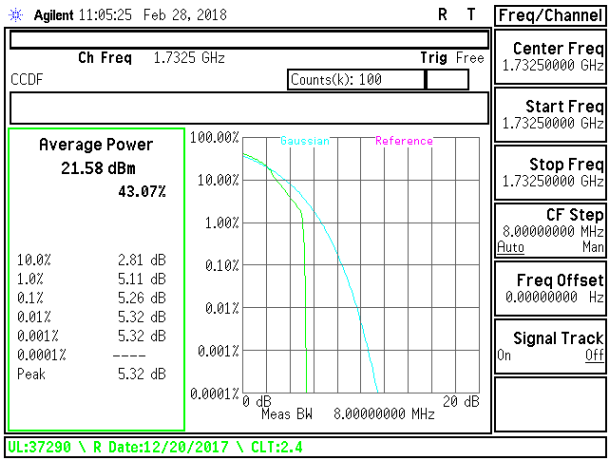

LTE B4 15MHz 16QAM Mid Channel

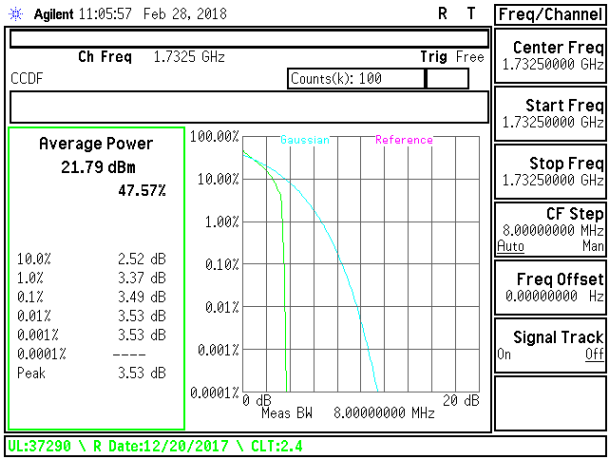

LTE B4 20MHz QPSK Mid Channel

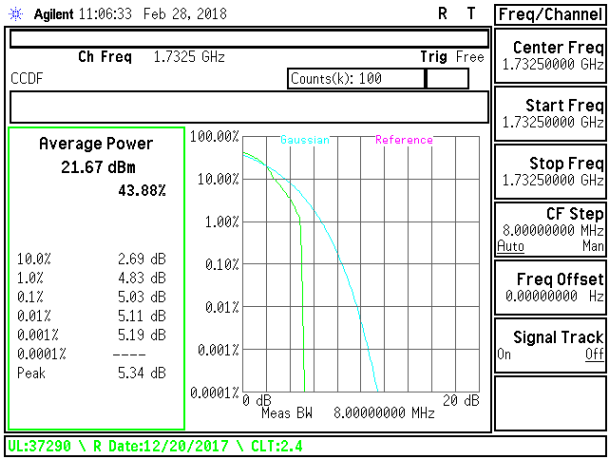

LTE B4 20MHz 16QAM Mid Channel

UL VERIFICATION SERVICES INC. FORM NO: CCSUP4031B
47173 BENICIA STREET, FREMONT, CA 94538, USA TEL: (510) 771-1000 FAX: (510) 661-0888
This report shall not be reproduced except in full, without the written approval of UL Verification Services Inc.

8.5.4. LTE BAND 5

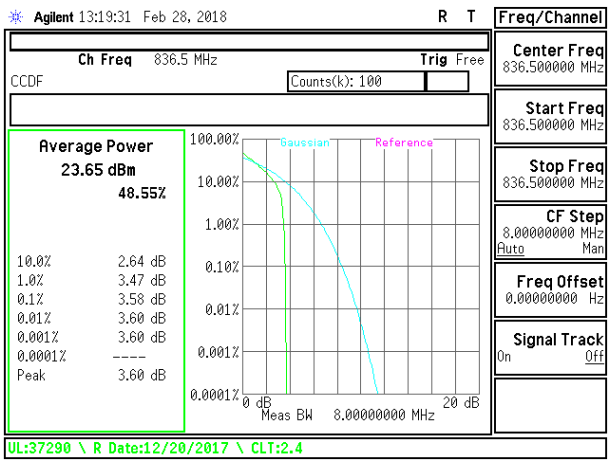

LTE B5 1.4MHz QPSK Mid Channel

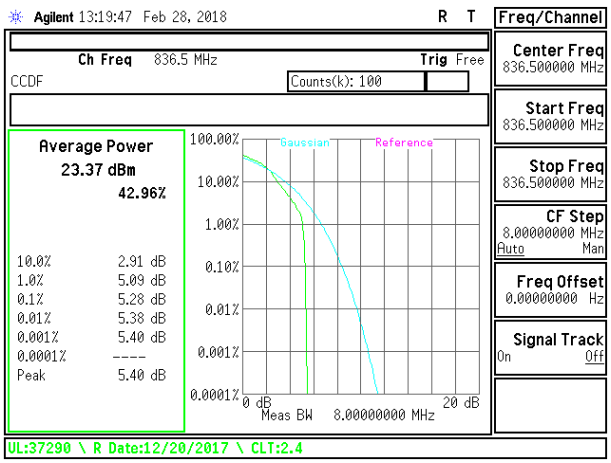

LTE B5 1.4MHz 16QAM Mid Channel

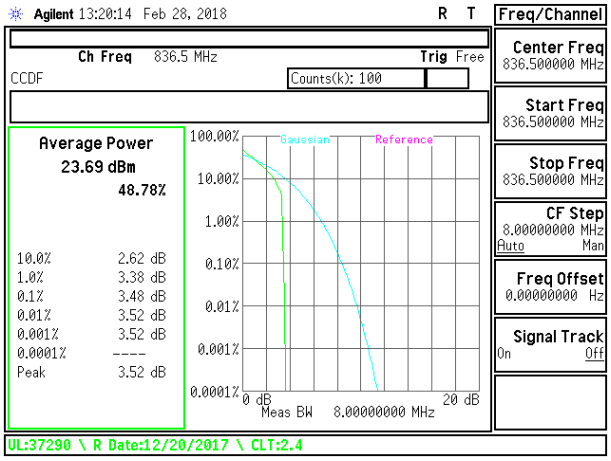

LTE B5 3MHz QPSK Mid Channel

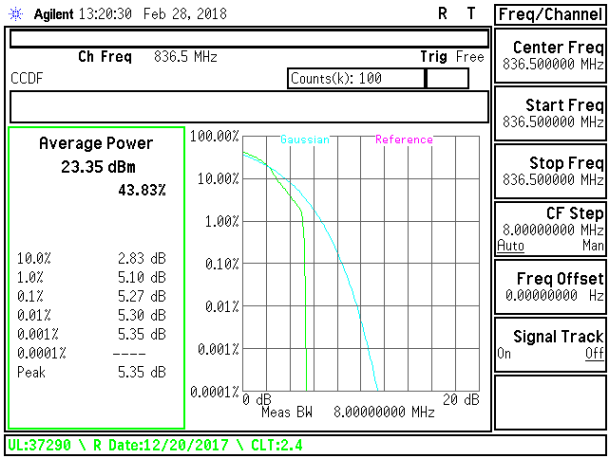

LTE B5 3MHz 16QAM Mid Channel

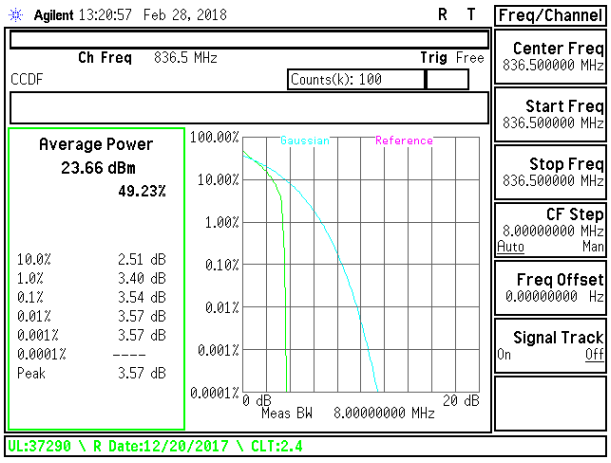

LTE B5 5MHz QPSK Mid Channel

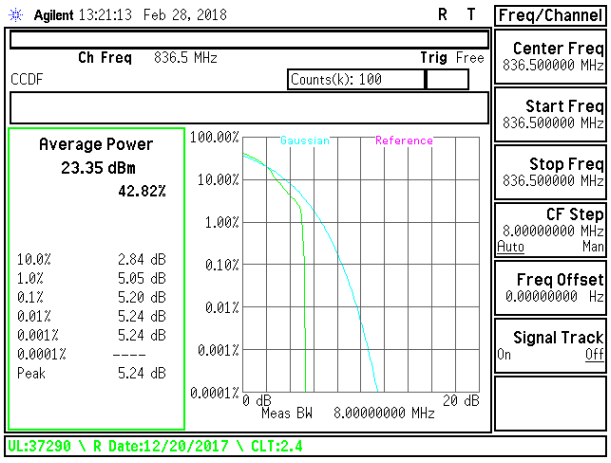

LTE B5 5MHz 16QAM Mid Channel

UL VERIFICATION SERVICES INC. FORM NO: CCSUP4031B
47173 BENICIA STREET, FREMONT, CA 94538, USA TEL: (510) 771-1000 FAX: (510) 661-0888
This report shall not be reproduced except in full, without the written approval of UL Verification Services Inc.

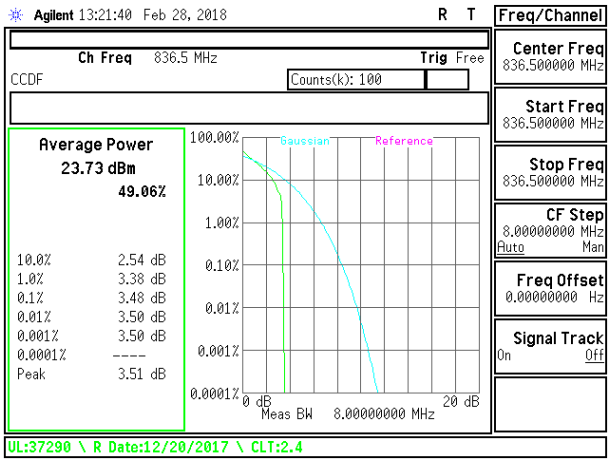

LTE B5 10MHz QPSK Mid Channel

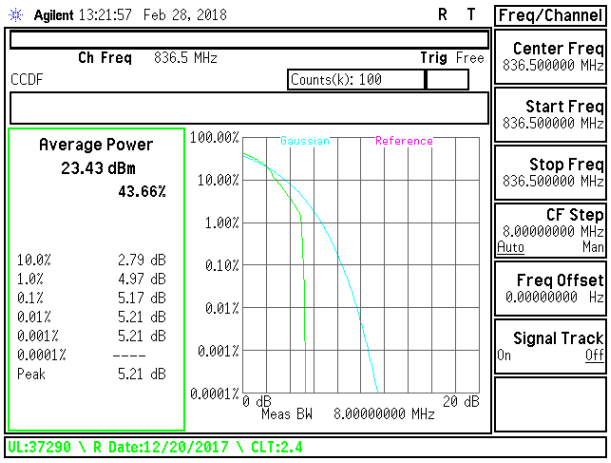

LTE B5 10MHz 16QAM Mid Channel

UL VERIFICATION SERVICES INC. FORM NO: CCSUP4031B
47173 BENICIA STREET, FREMONT, CA 94538, USA TEL: (510) 771-1000 FAX: (510) 661-0888
This report shall not be reproduced except in full, without the written approval of UL Verification Services Inc.

8.5.5. **LTE BAND 7**

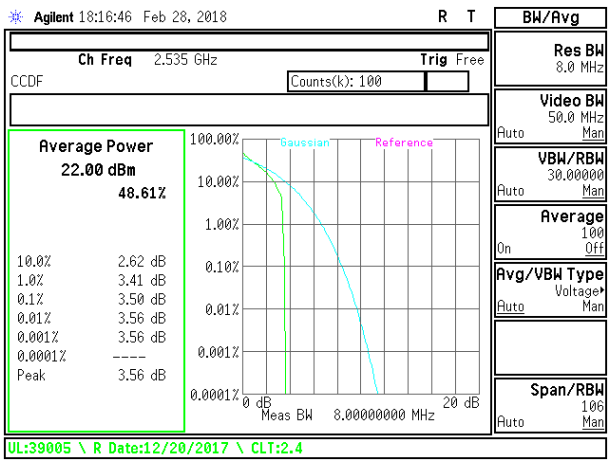

LTE B7 5MHz QPSK Mid Channel

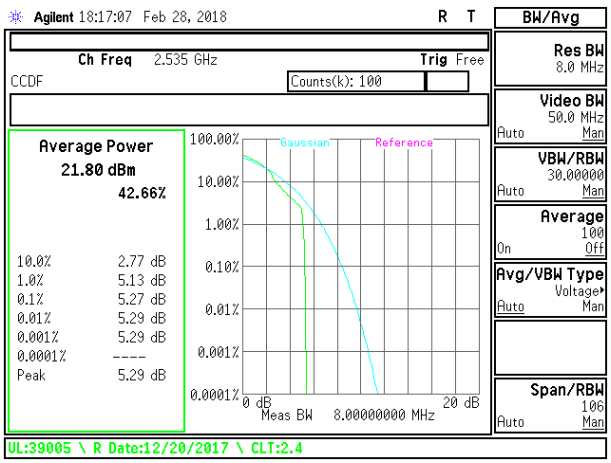

LTE B7 5MHz 16QAM Mid Channel

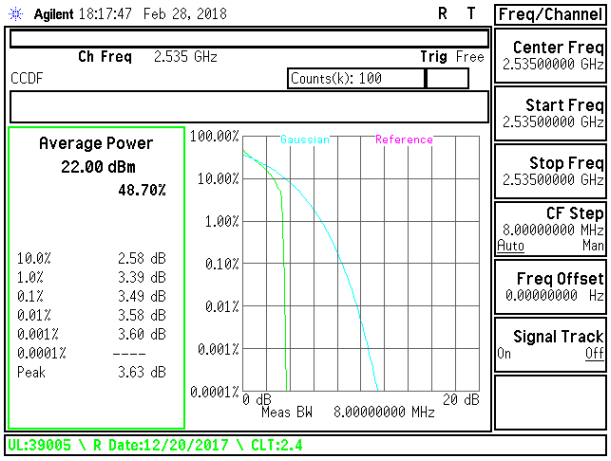

LTE B7 10MHz QPSK Mid Channel

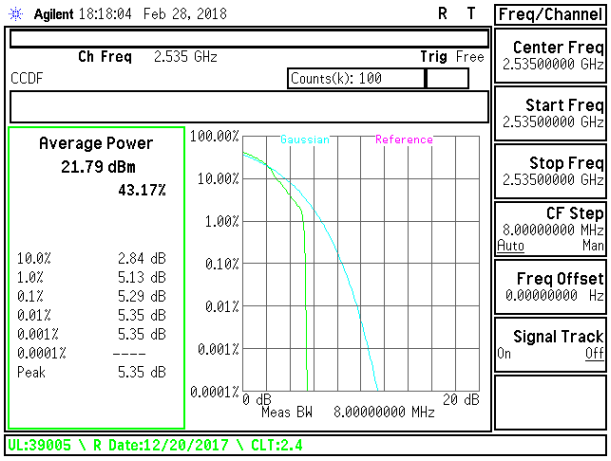

LTE B7 10MHz 16QAM Mid Channel

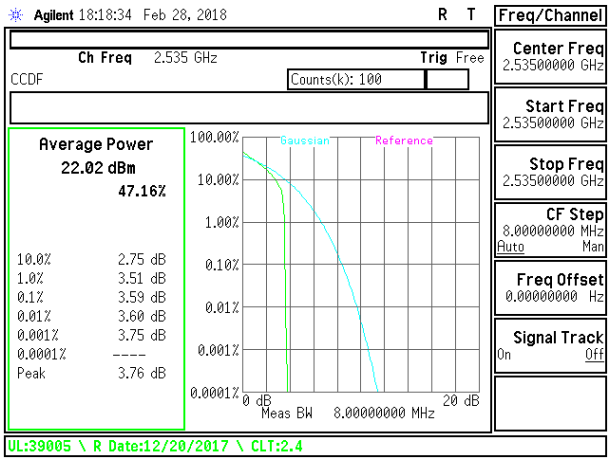

LTE B7 15MHz QPSK Mid Channel

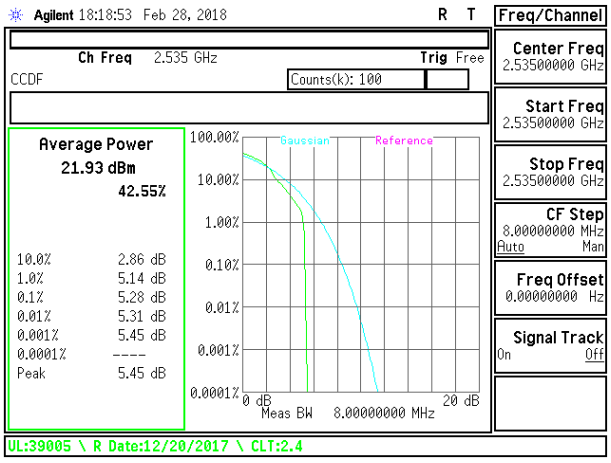

LTE B7 15MHz 16QAM Mid Channel

UL VERIFICATION SERVICES INC. FORM NO: CCSUP4031B
47173 BENICIA STREET, FREMONT, CA 94538, USA TEL: (510) 771-1000 FAX: (510) 661-0888
This report shall not be reproduced except in full, without the written approval of UL Verification Services Inc.

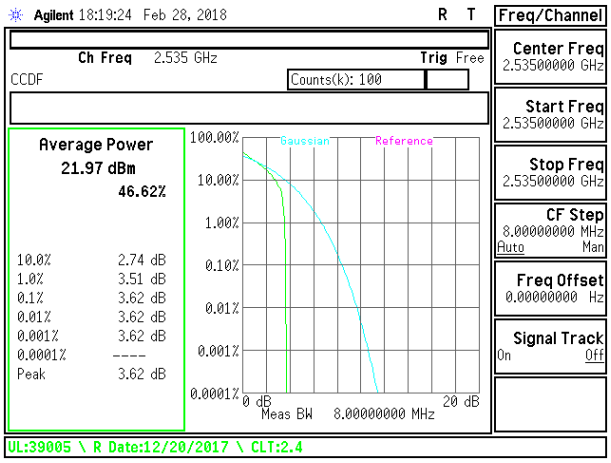

LTE B7 20MHz QPSK Mid Channel

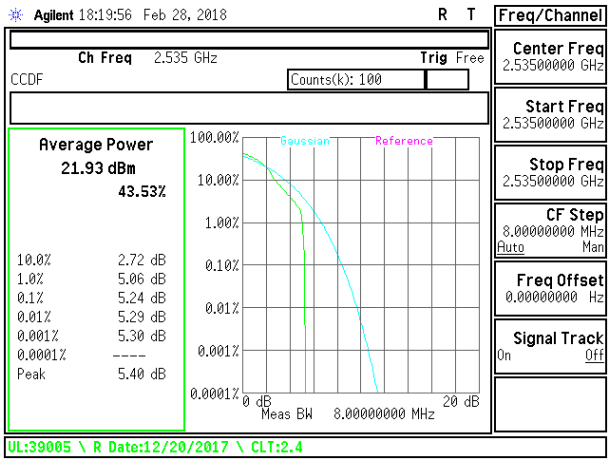

LTE B7 20MHz 16QAM Mid Channel

UL VERIFICATION SERVICES INC. FORM NO: CCSUP4031B
47173 BENICIA STREET, FREMONT, CA 94538, USA TEL: (510) 771-1000 FAX: (510) 661-0888
This report shall not be reproduced except in full, without the written approval of UL Verification Services Inc.

8.5.6. **LTE BAND 13**

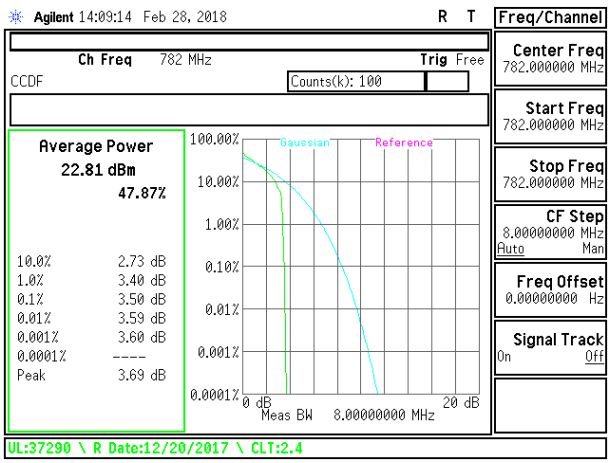

LTE B13 5MHz QPSK Mid Channel

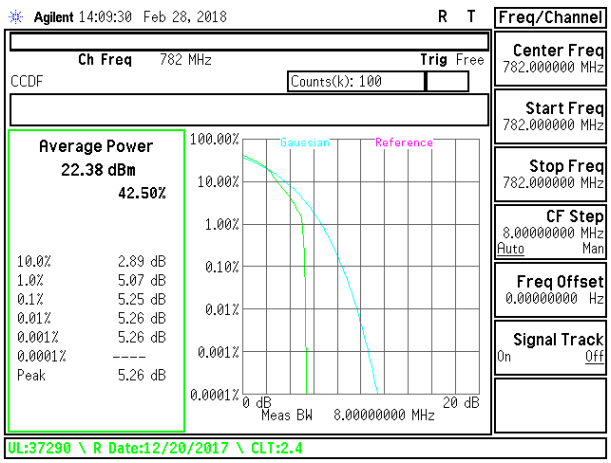

LTE B13 5MHz 16QAM Mid Channel

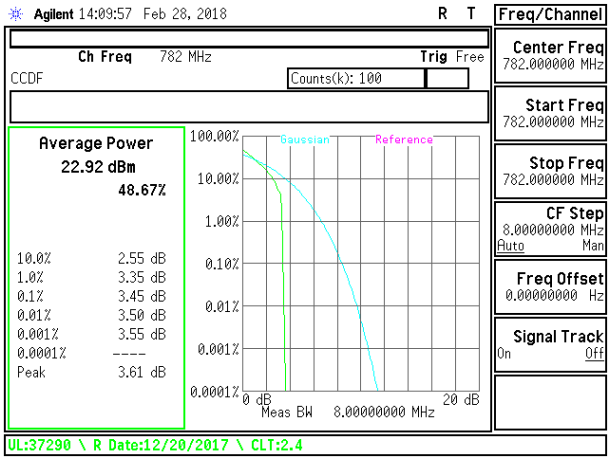

LTE B13 10MHz QPSK Mid Channel

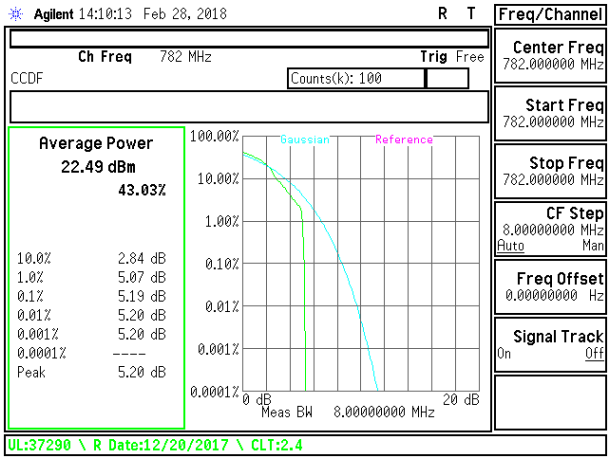

LTE B13 10MHz 16QAM Mid Channel

UL VERIFICATION SERVICES INC. FORM NO: CCSUP4031B
47173 BENICIA STREET, FREMONT, CA 94538, USA TEL: (510) 771-1000 FAX: (510) 661-0888
This report shall not be reproduced except in full, without the written approval of UL Verification Services Inc.

8.5.7. **LTE BAND 17**

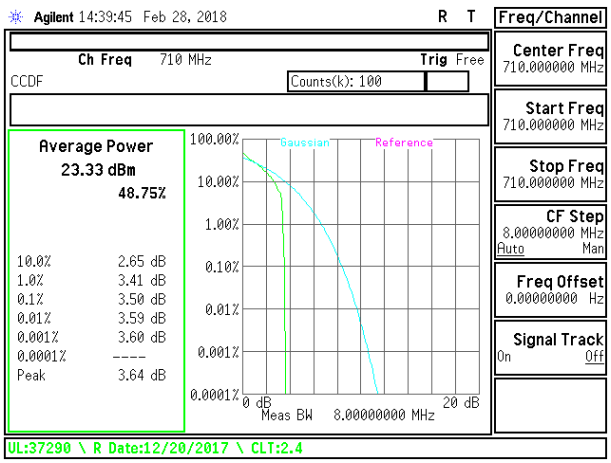

LTE B17 5MHz QPSK Mid Channel

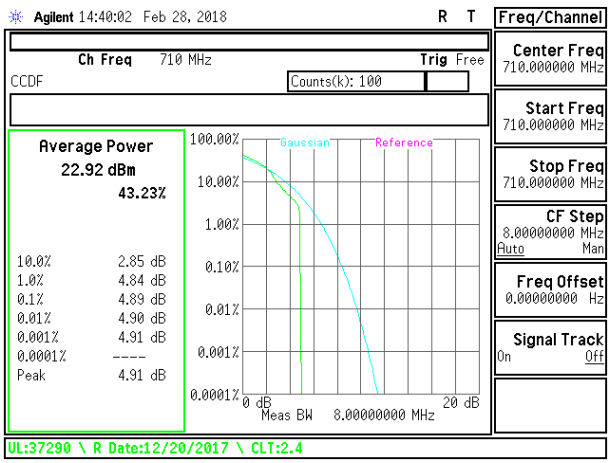

LTE B17 5MHz 16QAM Mid Channel

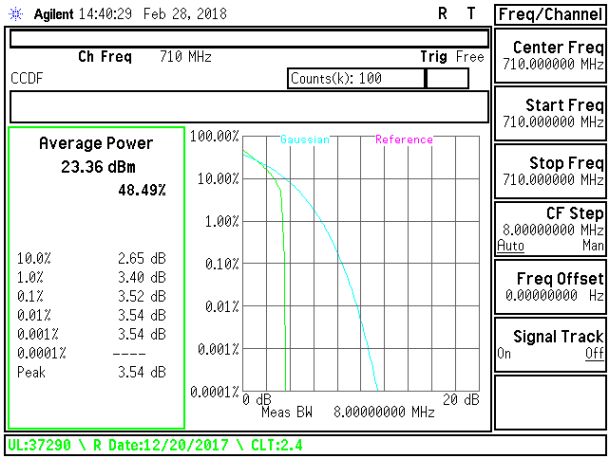

LTE B17 10MHz QPSK Mid Channel

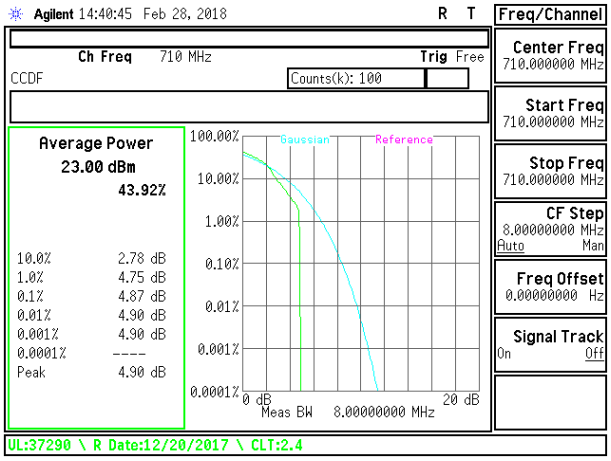

LTE B17 10MHz 16QAM Mid Channel

This report shall not be reproduced except in full, without the written approval of UL Verification Services Inc.

8.5.8. **LTE BAND 41**

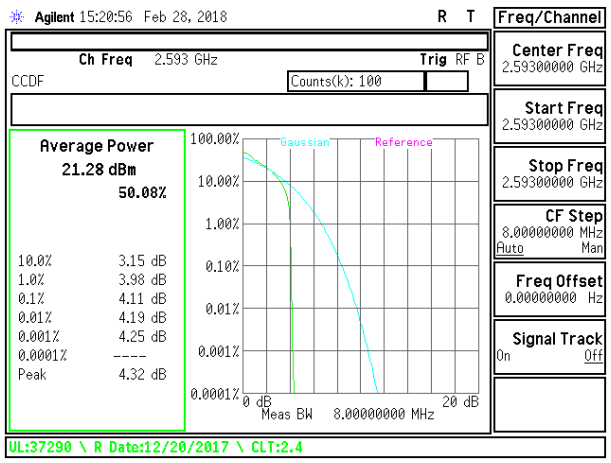

LTE B41 5MHz QPSK Middle Channel

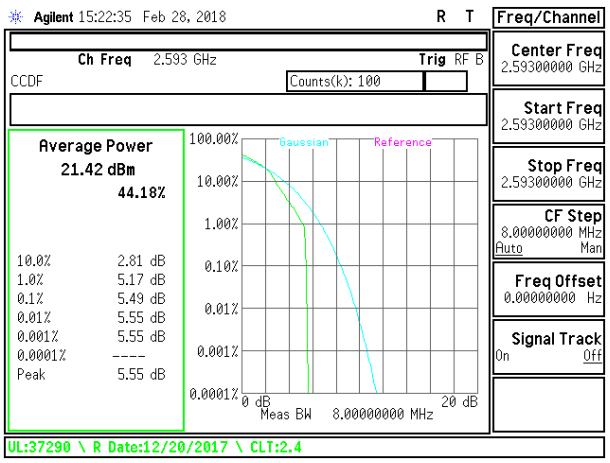

LTE B41 5MHz 16QAM Middle Channel

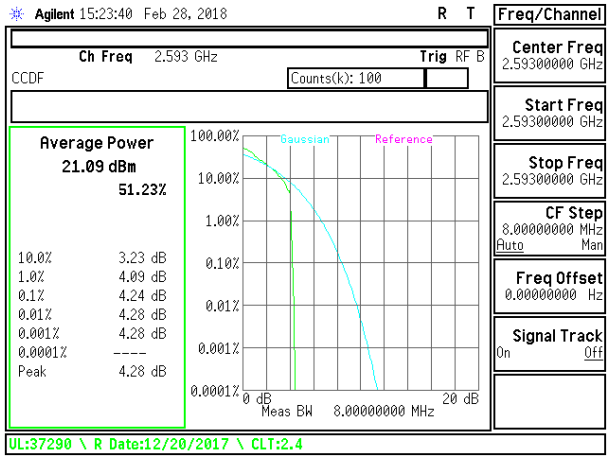

LTE B41 10MHz QPSK Middle Channel

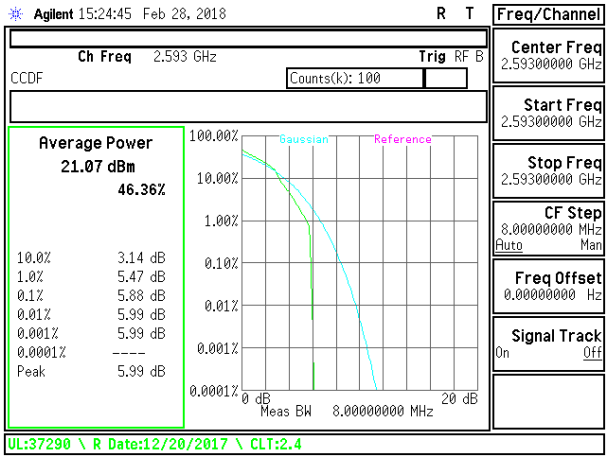

LTE B41 10MHz 16QAM Middle Channel

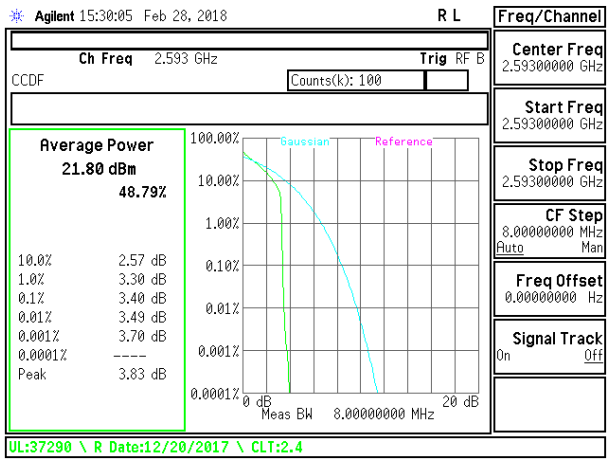

LTE B41 15MHz QPSK Middle Channel

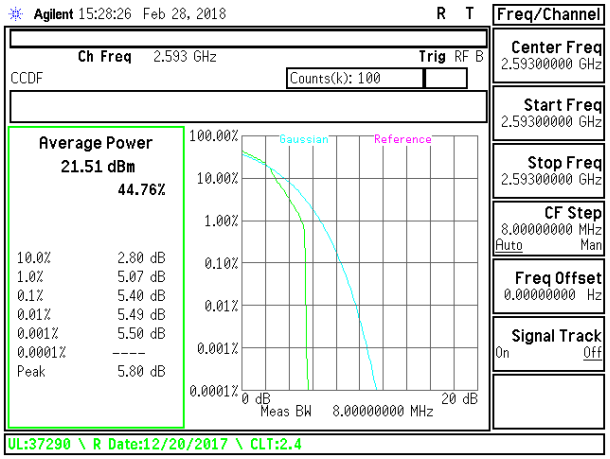

LTE B41 15MHz 16QAM Middle Channel

UL VERIFICATION SERVICES INC. FORM NO: CCSUP4031B
47173 BENICIA STREET, FREMONT, CA 94538, USA TEL: (510) 771-1000 FAX: (510) 661-0888
This report shall not be reproduced except in full, without the written approval of UL Verification Services Inc.

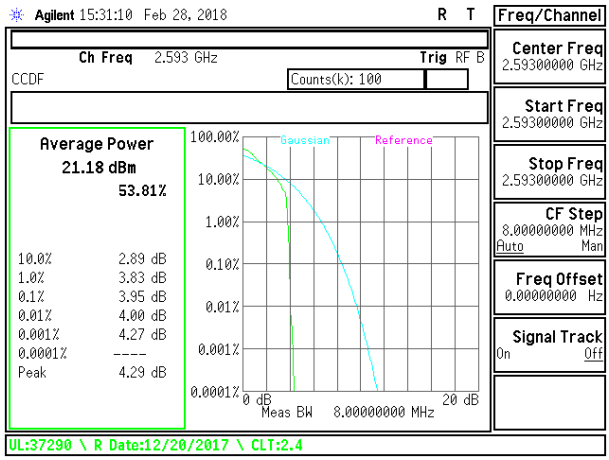

LTE B41 20MHz QPSK Middle Channel

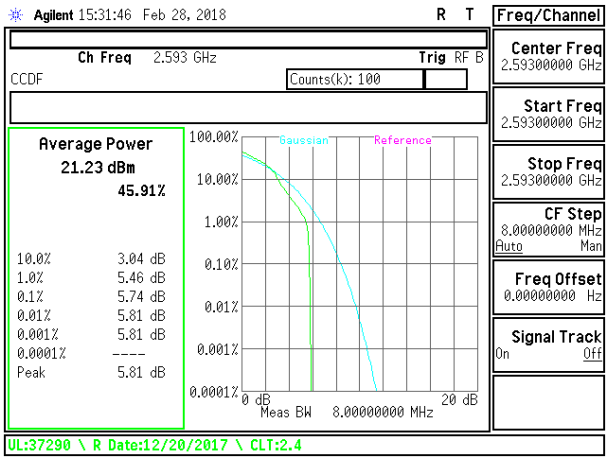

LTE B41 20MHz 16QAM Middle Channel

UL VERIFICATION SERVICES INC. FORM NO: CCSUP4031B
47173 BENICIA STREET, FREMONT, CA 94538, USA TEL: (510) 771-1000 FAX: (510) 661-0888
This report shall not be reproduced except in full, without the written approval of UL Verification Services Inc.

9. RADIATED TEST RESULTS

9.1. FIELD STRENGTH OF SPURIOUS RADIATION

RULE PART(S)

FCC: §2.1053, §22.917, §24.238, and §27.53

LIMITS

FCC: §22.917(a), §24.238(a), §27.53 (g), (h)
The power of any emission outside of the authorized operating frequency ranges must be attenuated below the transmitting power (P) by a factor of at least 43 + 10 log (P) dB.

FCC: §27.53 (Band 13)
(c) The power of any emission outside of the authorized operating frequency ranges must be attenuated below the transmitting power (P) by a factor of at least 43 + 10 log (P) dB.
(f) Emissions in the band 1559-1610 MHz shall be limited to −70 dBW/MHz equivalent isotropically radiated power (EIRP) for wideband signals. (-70 dBW/MHz = -40dBm/MHz).

FCC: §27.53 (m) (Band 7, 41)
At least 55 + 10 log (P) dB on all frequencies more than X megahertz from the channel edge, where X is the greater of 6 megahertz or the actual emission bandwidth as defined in paragraph (m)(6) of this section.

TEST PROCEDURE

KDB 971168 D01 v02r02/D02 v01

MODES TESTED

- GSM
- WCDMA
- LTE Band 4
- LTE Band 5
- LTE Band 7
- LTE Band 13
- LTE Band 17
- LTE Band 41

RESULTS

This report shall not be reproduced except in full, without the written approval of UL Verification Services Inc.

9.1.1. **GSM**

UL Verification Services, Inc.
Above 1GHz High Frequency Substitution Measurement

Company: SOMC
Project #: 12132730
Date: 3/3/2018
Test Engineer: 43575 OS
Configuration: EUT + Support Equipment
Location: Chamber A
Mode: GPRS 850 MHz Harmonics

f MHz	SG reading (dBm)	Ant. Pol. (H/V)	Distance (m)	Preamp (dB)	Filter (dB)	EIRP (dBm)	Limit (dBm)	Delta (dB)	Notes
Low Ch, 824.2MHz									
1648.40	-29.8	V	3.0	37.0	1.0	-65.8	-13.0	-52.8	
2472.60	-23.8	V	3.0	36.4	1.0	-59.2	-13.0	-46.2	
3296.80	-24.6	V	3.0	36.2	1.0	-59.7	-13.0	-46.7	
1648.40	-29.3	H	3.0	37.0	1.0	-65.3	-13.0	-52.3	
2472.60	-25.3	H	3.0	36.4	1.0	-60.7	-13.0	-47.7	
3296.80	-24.1	H	3.0	36.2	1.0	-59.2	-13.0	-46.2	
Mid Ch, 836.6MHz									
1673.20	-29.0	V	3.0	37.0	1.0	-65.0	-13.0	-52.0	
2509.80	-22.8	V	3.0	36.4	1.0	-58.2	-13.0	-45.2	
3346.40	-24.0	V	3.0	36.1	1.0	-59.1	-13.0	-46.1	
1673.20	-29.1	H	3.0	37.0	1.0	-65.1	-13.0	-52.1	
2509.80	-25.5	H	3.0	36.4	1.0	-60.9	-13.0	-47.9	
3346.40	-23.6	H	3.0	36.1	1.0	-58.7	-13.0	-45.7	
High Ch, 848.8MHz									
1697.60	-27.7	V	3.0	37.0	1.0	-63.6	-13.0	-50.6	
2546.40	-24.9	V	3.0	36.4	1.0	-60.3	-13.0	-47.3	
3395.20	-23.9	V	3.0	36.1	1.0	-58.9	-13.0	-45.9	
1697.60	-28.5	H	3.0	37.0	1.0	-64.5	-13.0	-51.5	
2546.40	-20.4	H	3.0	36.4	1.0	-55.8	-13.0	-42.8	
3395.20	-23.9	H	3.0	36.1	1.0	-59.0	-13.0	-46.0	

GSM 850MHz GPRS

UL Verification Services, Inc.
Above 1GHz High Frequency Substitution Measurement

Company: SOMC
Project #: 12132730
Date: 3/3/2018
Test Engineer: 43575 OS
Configuration: EUT + Support Equipment
Location: Chamber A
Mode: EGPRS 850 MHz Harmonics

f MHz	SG reading (dBm)	Ant. Pol. (H/V)	Distance (m)	Preamp (dB)	Filter (dB)	EIRP (dBm)	Limit (dBm)	Delta (dB)	Notes
Low Ch, 824.2MHz									
1648.40	-28.8	V	3.0	37.0	1.0	-64.9	-13.0	-51.9	
2472.60	-25.5	V	3.0	36.4	1.0	-60.9	-13.0	-47.9	
3296.80	-24.3	V	3.0	36.2	1.0	-59.4	-13.0	-46.4	
1648.40	-28.9	H	3.0	37.0	1.0	-65.0	-13.0	-52.0	
2472.60	-25.2	H	3.0	36.4	1.0	-60.6	-13.0	-47.6	
3296.80	-24.1	H	3.0	36.2	1.0	-59.2	-13.0	-46.2	
Mid Ch, 836.6MHz									
1673.20	-29.9	V	3.0	37.0	1.0	-65.9	-13.0	-52.9	
2509.80	-25.2	V	3.0	36.4	1.0	-60.6	-13.0	-47.6	
3346.40	-24.0	V	3.0	36.1	1.0	-59.1	-13.0	-46.1	
1673.20	-29.0	H	3.0	37.0	1.0	-65.0	-13.0	-52.0	
2509.80	-25.6	H	3.0	36.4	1.0	-61.0	-13.0	-48.0	
3346.40	-23.8	H	3.0	36.1	1.0	-58.9	-13.0	-45.9	
High Ch, 848.8MHz									
1697.60	-29.2	V	3.0	37.0	1.0	-65.2	-13.0	-52.2	
2546.40	-25.1	V	3.0	36.4	1.0	-60.5	-13.0	-47.5	
3395.20	-23.6	V	3.0	36.1	1.0	-58.7	-13.0	-45.7	
1697.60	-29.1	H	3.0	37.0	1.0	-65.1	-13.0	-52.1	
2546.40	-24.6	H	3.0	36.4	1.0	-60.0	-13.0	-47.0	
3395.20	-23.4	H	3.0	36.1	1.0	-58.5	-13.0	-45.5	

GSM 850MHz EGPRS

UL Verification Services, Inc.
Above 1GHz High Frequency Substitution Measurement

Company: SOMC
Project #: 12132730
Date: 3/2/2018
Test Engineer: 39005 RA
Configuration: EUT + Support Equipment
Location: Chamber A
Mode: GPRS 1900 MHz Harmonics

f MHz	SG reading (dBm)	Ant. Pol. (H/V)	Distance (m)	Preamp (dB)	Filter (dB)	EIRP (dBm)	Limit (dBm)	Delta (dB)	Notes
Low Ch, 1850.2MHz									
3700.40	-21.9	V	3.0	35.9	1.0	-56.7	-13.0	-43.7	
5550.60	-19.4	V	3.0	35.5	1.0	-53.8	-13.0	-40.8	
7400.80	-18.1	V	3.0	35.7	1.0	-52.8	-13.0	-39.8	
3700.40	-20.7	H	3.0	35.9	1.0	-55.6	-13.0	-42.6	
5550.60	-19.1	H	3.0	35.5	1.0	-53.5	-13.0	-40.5	
7400.80	-17.3	H	3.0	35.7	1.0	-52.1	-13.0	-39.1	
Mid Ch, 1880MHz									
3760.00	-20.7	V	3.0	35.8	1.0	-55.5	-13.0	-42.5	
5640.00	-19.7	V	3.0	35.5	1.0	-54.1	-13.0	-41.1	
7520.00	-17.1	V	3.0	35.7	1.0	-51.9	-13.0	-38.9	
3760.00	-20.6	H	3.0	35.8	1.0	-55.4	-13.0	-42.4	
5640.00	-19.9	H	3.0	35.5	1.0	-54.4	-13.0	-41.4	
7520.00	-18.4	H	3.0	35.7	1.0	-53.2	-13.0	-40.2	
High Ch, 1909.8MHz									
3819.60	-21.6	V	3.0	35.8	1.0	-56.4	-13.0	-43.4	
5729.40	-18.8	V	3.0	35.5	1.0	-53.3	-13.0	-40.3	
7639.20	-15.6	V	3.0	35.8	1.0	-50.4	-13.0	-37.4	
3819.60	-20.7	H	3.0	35.8	1.0	-55.4	-13.0	-42.4	
5729.40	-20.1	H	3.0	35.5	1.0	-54.6	-13.0	-41.6	
7639.20	-17.1	H	3.0	35.8	1.0	-51.8	-13.0	-38.8	

GSM 1900MHz GPRS

UL Verification Services, Inc.
Above 1GHz High Frequency Substitution Measurement

Company: SOMC
Project #: 12132730
Date: 3/2/2018
Test Engineer: 39005 RA
Configuration: EUT + Support Equipment
Location: Chamber A
Mode: EGPRS 1900 MHz Harmonics

f MHz	SG reading (dBm)	Ant. Pol. (H/V)	Distance (m)	Preamp (dB)	Filter (dB)	EIRP (dBm)	Limit (dBm)	Delta (dB)	Notes
Low Ch, 1850.2MHz									
3700.40	-21.6	V	3.0	35.9	1.0	-56.5	-13.0	-43.5	
5550.60	-19.0	V	3.0	35.5	1.0	-53.5	-13.0	-40.5	
7400.80	-17.1	V	3.0	35.7	1.0	-51.9	-13.0	-38.9	
3700.40	-22.7	H	3.0	35.9	1.0	-57.6	-13.0	-44.6	
5550.60	-19.3	H	3.0	35.5	1.0	-53.8	-13.0	-40.8	
7400.80	-17.0	H	3.0	35.7	1.0	-51.8	-13.0	-38.8	
Mid Ch, 1880MHz									
3760.00	-21.6	V	3.0	35.8	1.0	-56.4	-13.0	-43.4	
5640.00	-19.3	V	3.0	35.5	1.0	-53.8	-13.0	-40.8	
7520.00	-17.6	V	3.0	35.7	1.0	-52.3	-13.0	-39.3	
3760.00	-20.5	H	3.0	35.8	1.0	-55.3	-13.0	-42.3	
5640.00	-19.1	H	3.0	35.5	1.0	-53.6	-13.0	-40.6	
7520.00	-18.0	H	3.0	35.7	1.0	-52.7	-13.0	-39.7	
High Ch, 1909.8MHz									
3819.60	-20.9	V	3.0	35.8	1.0	-55.7	-13.0	-42.7	
5729.40	-19.4	V	3.0	35.5	1.0	-53.9	-13.0	-40.9	
7639.20	-16.9	V	3.0	35.8	1.0	-51.6	-13.0	-38.6	
3819.60	-21.9	H	3.0	35.8	1.0	-56.6	-13.0	-43.6	
5729.40	-19.5	H	3.0	35.5	1.0	-54.0	-13.0	-41.0	
7639.20	-17.0	H	3.0	35.8	1.0	-51.8	-13.0	-38.8	

GSM 1900MHz EGPRS

This report shall not be reproduced except in full, without the written approval of UL Verification Services Inc.

9.1.2. **WCDMA**

UL Verification Services, Inc.
Above 1GHz High Frequency Substitution Measurement

Company: SOMC
Project #: 12132730
Date: 3/2/2018
Test Engineer: 39005 RA
Configuration: EUT + Support Equipment
Location: Chamber A
Mode: Rel99 Band 5 Harmonics

f MHz	SG reading (dBm)	Ant. Pol. (H/V)	Distance (m)	Preamp (dB)	Filter (dB)	EIRP (dBm)	Limit (dBm)	Delta (dB)	Notes
Low Ch, 826.4MHz									
1652.80	-29.2	V	3.0	37.0	1.0	-65.2	-13.0	-52.2	
2479.20	-24.9	V	3.0	36.4	1.0	-60.3	-13.0	-47.3	
3305.60	-23.5	V	3.0	36.1	1.0	-58.7	-13.0	-45.7	
1652.80	-29.2	H	3.0	37.0	1.0	-65.2	-13.0	-52.2	
2479.20	-25.4	H	3.0	36.4	1.0	-60.9	-13.0	-47.9	
3305.60	-24.0	H	3.0	36.1	1.0	-59.1	-13.0	-46.1	
Mid Ch, 836.6MHz									
1673.20	-28.7	V	3.0	37.0	1.0	-64.7	-13.0	-51.7	
2509.80	-25.2	V	3.0	36.4	1.0	-60.6	-13.0	-47.6	
3346.40	-24.3	V	3.0	36.1	1.0	-59.4	-13.0	-46.4	
1673.20	-29.7	H	3.0	37.0	1.0	-65.7	-13.0	-52.7	
2509.80	-25.0	H	3.0	36.4	1.0	-60.4	-13.0	-47.4	
3346.40	-23.6	H	3.0	36.1	1.0	-58.7	-13.0	-45.7	
High Ch, 846.6MHz									
1693.20	-29.2	V	3.0	37.0	1.0	-65.2	-13.0	-52.2	
2539.80	-24.7	V	3.0	36.4	1.0	-60.1	-13.0	-47.1	
3386.40	-23.6	V	3.0	36.1	1.0	-58.7	-13.0	-45.7	
1693.20	-28.8	H	3.0	37.0	1.0	-64.8	-13.0	-51.8	
2539.80	-25.1	H	3.0	36.4	1.0	-60.5	-13.0	-47.5	
3386.40	-23.8	H	3.0	36.1	1.0	-58.9	-13.0	-45.9	

WCDMA Band 5 Rel 99

UL Verification Services, Inc.
Above 1GHz High Frequency Substitution Measurement

Company: SOMC
Project #: 12132730
Date: 3/2/2018
Test Engineer: 39005 RA
Configuration: EUT + Support Equipment
Location: Chamber A
Mode: HSDPA Band 5 Harmonics

f MHz	SG reading (dBm)	Ant. Pol. (H/V)	Distance (m)	Preamp (dB)	Filter (dB)	EIRP (dBm)	Limit (dBm)	Delta (dB)	Notes
Low Ch, 826.4MHz									
1652.80	-30.0	V	3.0	37.0	1.0	-66.0	-13.0	-53.0	
2479.20	-25.6	V	3.0	36.4	1.0	-61.0	-13.0	-48.0	
3305.60	-24.1	V	3.0	36.1	1.0	-59.3	-13.0	-46.3	
1652.80	-29.6	H	3.0	37.0	1.0	-65.6	-13.0	-52.6	
2479.20	-25.1	H	3.0	36.4	1.0	-60.5	-13.0	-47.5	
3305.60	-23.7	H	3.0	36.1	1.0	-58.8	-13.0	-45.8	
Mid Ch, 836.6MHz									
1673.20	-28.9	V	3.0	37.0	1.0	-64.9	-13.0	-51.9	
2509.80	-25.8	V	3.0	36.4	1.0	-61.2	-13.0	-48.2	
3346.40	-24.3	V	3.0	36.1	1.0	-59.4	-13.0	-46.4	
1673.20	-29.3	H	3.0	37.0	1.0	-65.3	-13.0	-52.3	
2509.80	-25.6	H	3.0	36.4	1.0	-61.0	-13.0	-48.0	
3346.40	-24.1	H	3.0	36.1	1.0	-59.2	-13.0	-46.2	
High Ch, 846.6MHz									
1693.20	-29.5	V	3.0	37.0	1.0	-65.5	-13.0	-52.5	
2539.80	-26.0	V	3.0	36.4	1.0	-61.4	-13.0	-48.4	
3386.40	-24.7	V	3.0	36.1	1.0	-59.7	-13.0	-46.7	
1693.20	-29.0	H	3.0	37.0	1.0	-65.0	-13.0	-52.0	
2539.80	-25.0	H	3.0	36.4	1.0	-60.4	-13.0	-47.4	
3386.40	-23.9	H	3.0	36.1	1.0	-59.0	-13.0	-46.0	

WCDMA Band 5 HSDPA

UL Verification Services, Inc.
Above 1GHz High Frequency Substitution Measurement

Company: SOMC
Project #: 12132730
Date: 3/2/2018
Test Engineer: 39005 RA
Configuration: EUT + Support Equipment
Location: Chamber A
Mode: Rel99 Band 2 Harmonics

f MHz	SG reading (dBm)	Ant. Pol. (H/V)	Distance (m)	Preamp (dB)	Filter (dB)	EIRP (dBm)	Limit (dBm)	Delta (dB)	Notes
Low Ch, 1852.4MHz									
3704.80	-21.5	V	3.0	35.9	1.0	-56.4	-13.0	-43.4	
5557.20	-17.5	V	3.0	35.5	1.0	-51.9	-13.0	-38.9	
7409.60	-17.0	V	3.0	35.7	1.0	-51.8	-13.0	-38.8	
3704.80	-22.7	H	3.0	35.9	1.0	-57.5	-13.0	-44.5	
5557.20	-17.9	H	3.0	35.5	1.0	-52.4	-13.0	-39.4	
7409.60	-17.3	H	3.0	35.7	1.0	-52.0	-13.0	-39.0	
Mid Ch, 1880MHz									
3760.00	-21.6	V	3.0	35.8	1.0	-56.4	-13.0	-43.4	
5640.00	-18.6	V	3.0	35.5	1.0	-53.0	-13.0	-40.0	
7520.00	-16.6	V	3.0	35.7	1.0	-51.3	-13.0	-38.3	
3760.00	-20.2	H	3.0	35.8	1.0	-55.0	-13.0	-42.0	
5640.00	-17.2	H	3.0	35.5	1.0	-51.7	-13.0	-38.7	
7520.00	-17.0	H	3.0	35.7	1.0	-51.7	-13.0	-38.7	
High Ch, 1907.6MHz									
3815.20	-22.2	V	3.0	35.8	1.0	-57.0	-13.0	-44.0	
5722.80	-18.8	V	3.0	35.5	1.0	-53.3	-13.0	-40.3	
7630.40	-17.4	V	3.0	35.8	1.0	-52.2	-13.0	-39.2	
3815.20	-20.9	H	3.0	35.8	1.0	-55.6	-13.0	-42.6	
5722.80	-19.9	H	3.0	35.5	1.0	-54.4	-13.0	-41.4	
7630.40	-17.5	H	3.0	35.8	1.0	-52.2	-13.0	-39.2	

WCDMA Band 2 Rel 99

UL Verification Services, Inc.
Above 1GHz High Frequency Substitution Measurement

Company: SOMC
Project #: 12132730
Date: 3/2/2018
Test Engineer: 39005 RA
Configuration: EUT + Support Equipment
Location: Chamber A
Mode: HSDPA Band 2 Harmonics

f MHz	SG reading (dBm)	Ant. Pol. (H/V)	Distance (m)	Preamp (dB)	Filter (dB)	EIRP (dBm)	Limit (dBm)	Delta (dB)	Notes
Low Ch, 1852.4MHz									
3704.80	-22.3	V	3.0	35.9	1.0	-57.1	-13.0	-44.1	
5557.20	-18.9	V	3.0	35.5	1.0	-53.4	-13.0	-40.4	
7409.60	-17.1	V	3.0	35.7	1.0	-51.9	-13.0	-38.9	
3704.80	-21.1	H	3.0	35.9	1.0	-56.0	-13.0	-43.0	
5557.20	-18.6	H	3.0	35.5	1.0	-53.1	-13.0	-40.1	
7409.60	-17.1	H	3.0	35.7	1.0	-51.9	-13.0	-38.9	
Mid Ch, 1880MHz									
3760.00	-20.5	V	3.0	35.8	1.0	-55.3	-13.0	-42.3	
5640.00	-16.9	V	3.0	35.5	1.0	-51.4	-13.0	-38.4	
7520.00	-17.6	V	3.0	35.7	1.0	-52.3	-13.0	-39.3	
3760.00	-21.4	H	3.0	35.8	1.0	-56.2	-13.0	-43.2	
5640.00	-18.7	H	3.0	35.5	1.0	-53.2	-13.0	-40.2	
7520.00	-17.6	H	3.0	35.7	1.0	-52.3	-13.0	-39.3	
High Ch, 1907.6MHz									
3815.20	-20.9	V	3.0	35.8	1.0	-55.7	-13.0	-42.7	
5722.80	-18.8	V	3.0	35.5	1.0	-53.3	-13.0	-40.3	
7630.40	-17.6	V	3.0	35.8	1.0	-52.3	-13.0	-39.3	
3815.20	-21.4	H	3.0	35.8	1.0	-56.1	-13.0	-43.1	
5722.80	-19.6	H	3.0	35.5	1.0	-54.1	-13.0	-41.1	
7630.40	-17.0	H	3.0	35.8	1.0	-51.8	-13.0	-38.8	

WCDMA Band 2 HSDPA

UL Verification Services, Inc.
Above 1GHz High Frequency Substitution Measurement

Company: SOMC
Project #: 12132730
Date: 3/2/2018
Test Engineer: 39005 RA
Configuration: EUT + Support Equipment
Location: Chamber A
Mode: Rel99 Band 4 Harmonics

f MHz	SG reading (dBm)	Ant. Pol. (H/V)	Distance (m)	Preamp (dB)	Filter (dB)	EIRP (dBm)	Limit (dBm)	Delta (dB)	Notes
Low Ch, 1712.4MHz									
3424.80	-22.0	V	3.0	36.1	1.0	-57.1	-13.0	-44.1	
5137.20	-19.0	V	3.0	35.4	1.0	-53.5	-13.0	-40.5	
6849.60	-18.7	V	3.0	35.7	1.0	-53.4	-13.0	-40.4	
3424.80	-22.5	H	3.0	36.1	1.0	-57.5	-13.0	-44.5	
5137.20	-20.0	H	3.0	35.4	1.0	-54.4	-13.0	-41.4	
6849.60	-17.2	H	3.0	35.7	1.0	-51.9	-13.0	-38.9	
Mid Ch, 1732.6MHz									
3465.20	-22.0	V	3.0	36.0	1.0	-57.0	-13.0	-44.0	
5197.80	-19.4	V	3.0	35.4	1.0	-53.8	-13.0	-40.8	
6930.40	-17.5	V	3.0	35.7	1.0	-52.1	-13.0	-39.1	
3465.20	-22.6	H	3.0	36.0	1.0	-57.6	-13.0	-44.6	
5197.80	-19.0	H	3.0	35.4	1.0	-53.4	-13.0	-40.4	
6930.40	-19.0	H	3.0	35.7	1.0	-53.6	-13.0	-40.6	
High Ch, 1752.6MHz									
3505.20	-22.3	V	3.0	36.0	1.0	-57.3	-13.0	-44.3	
5257.80	-19.8	V	3.0	35.4	1.0	-54.3	-13.0	-41.3	
7010.40	-18.1	V	3.0	35.7	1.0	-52.8	-13.0	-39.8	
3505.20	-22.8	H	3.0	36.0	1.0	-57.8	-13.0	-44.8	
5257.80	-18.5	H	3.0	35.4	1.0	-52.9	-13.0	-39.9	
7010.40	-17.4	H	3.0	35.7	1.0	-52.1	-13.0	-39.1	

WCDMA Band 4 Rel 99

UL Verification Services, Inc.
Above 1GHz High Frequency Substitution Measurement

Company: SOMC
Project #: 12132730
Date: 3/2/2018
Test Engineer: 39005 RA
Configuration: EUT + Support Equipment
Location: Chamber A
Mode: HSDPA Band 4 Harmonics

f MHz	SG reading (dBm)	Ant. Pol. (H/V)	Distance (m)	Preamp (dB)	Filter (dB)	EIRP (dBm)	Limit (dBm)	Delta (dB)	Notes
Low Ch, 1712.4MHz									
3424.80	-22.9	V	3.0	36.1	1.0	-58.0	-13.0	-45.0	
5137.20	-19.1	V	3.0	35.4	1.0	-53.5	-13.0	-40.5	
6849.60	-17.6	V	3.0	35.7	1.0	-52.2	-13.0	-39.2	
3424.80	-22.5	H	3.0	36.1	1.0	-57.6	-13.0	-44.6	
5137.20	-18.9	H	3.0	35.4	1.0	-53.4	-13.0	-40.4	
6849.60	-18.3	H	3.0	35.7	1.0	-53.0	-13.0	-40.0	
Mid Ch, 1732.6MHz									
3465.20	-22.9	V	3.0	36.0	1.0	-57.9	-13.0	-44.9	
5197.80	-19.2	V	3.0	35.4	1.0	-53.6	-13.0	-40.6	
6930.40	-18.7	V	3.0	35.7	1.0	-53.4	-13.0	-40.4	
3465.20	-22.5	H	3.0	36.0	1.0	-57.6	-13.0	-44.6	
5197.80	-19.5	H	3.0	35.4	1.0	-54.0	-13.0	-41.0	
6930.40	-17.6	H	3.0	35.7	1.0	-52.2	-13.0	-39.2	
High Ch, 1752.6MHz									
3505.20	-22.2	V	3.0	36.0	1.0	-57.2	-13.0	-44.2	
5257.80	-19.8	V	3.0	35.4	1.0	-54.2	-13.0	-41.2	
7010.40	-17.9	V	3.0	35.7	1.0	-52.6	-13.0	-39.6	
3505.20	-22.9	H	3.0	36.0	1.0	-57.9	-13.0	-44.9	
5257.80	-19.4	H	3.0	35.4	1.0	-53.8	-13.0	-40.8	
7010.40	-17.3	H	3.0	35.7	1.0	-52.0	-13.0	-39.0	

WCDMA Band 4 HSDPA

UL VERIFICATION SERVICES INC. FORM NO: CCSUP4031B
47173 BENICIA STREET, FREMONT, CA 94538, USA TEL: (510) 771-1000 FAX: (510) 661-0888
This report shall not be reproduced except in full, without the written approval of UL Verification Services Inc.

9.1.3. **LTE BAND 4**

UL Verification Services, Inc.
Above 1GHz High Frequency Substitution Measurement

Company: SOMC
Project #: 12132730
Date: 3/5/2018
Test Engineer: 39005 RA
Configuration: EUT + Support Equipment
Location: Chamber B
Mode: LTE_QPSK Band 4 Harmonics, 1.4MHz Bandwidth

f MHz	SG reading (dBm)	Ant. Pol. (H/V)	Distance (m)	Preamp (dB)	Filter (dB)	EIRP (dBm)	Limit (dBm)	Delta (dB)	Notes
Low Ch, 1710.7MHz									
3421.40	-20.4	V	3.0	36.1	1.0	-55.5	-13.0	-42.5	
5132.10	-16.2	V	3.0	35.4	1.0	-50.6	-13.0	-37.6	
6842.80	-15.3	V	3.0	35.7	1.0	-50.0	-13.0	-37.0	
3421.40	-20.7	H	3.0	36.1	1.0	-55.7	-13.0	-42.7	
5132.10	-16.1	H	3.0	35.4	1.0	-50.5	-13.0	-37.5	
6842.80	-14.2	H	3.0	35.7	1.0	-48.9	-13.0	-35.9	
Mid Ch, 1732.5MHz									
3465.00	-20.6	V	3.0	36.0	1.0	-55.7	-13.0	-42.7	
5197.50	-15.2	V	3.0	35.4	1.0	-49.6	-13.0	-36.6	
6930.00	-15.5	V	3.0	35.7	1.0	-50.2	-13.0	-37.2	
3465.00	-20.8	H	3.0	36.0	1.0	-55.9	-13.0	-42.9	
5197.50	-15.9	H	3.0	35.4	1.0	-50.3	-13.0	-37.3	
6930.00	-14.1	H	3.0	35.7	1.0	-48.8	-13.0	-35.8	
High Ch, 1754.3MHz									
3508.60	-19.9	V	3.0	36.0	1.0	-54.9	-13.0	-41.9	
5262.90	-17.5	V	3.0	35.4	1.0	-51.9	-13.0	-38.9	
7017.20	-16.4	V	3.0	35.7	1.0	-51.1	-13.0	-38.1	
3508.60	-20.5	H	3.0	36.0	1.0	-55.5	-13.0	-42.5	
5262.90	-16.3	H	3.0	35.4	1.0	-50.7	-13.0	-37.7	
7017.20	-12.7	H	3.0	35.7	1.0	-47.4	-13.0	-34.4	

LTE B4 1.4MHz QPSK

UL Verification Services, Inc.
Above 1GHz High Frequency Substitution Measurement

Company: SOMC
Project #: 12132730
Date: 3/5/2018
Test Engineer: 39005 RA
Configuration: EUT + Support Equipment
Location: Chamber B
Mode: LTE_16QAM Band 4 Harmonics, 1.4MHz Bandwidth

f MHz	SG reading (dBm)	Ant. Pol. (H/V)	Distance (m)	Preamp (dB)	Filter (dB)	EIRP (dBm)	Limit (dBm)	Delta (dB)	Notes
Low Ch, 1710.7MHz									
3421.40	-20.7	V	3.0	36.1	1.0	-55.8	-13.0	-42.8	
5132.10	-16.2	V	3.0	35.4	1.0	-50.6	-13.0	-37.6	
6842.80	-14.7	V	3.0	35.7	1.0	-49.4	-13.0	-36.4	
3421.40	-20.7	H	3.0	36.1	1.0	-55.8	-13.0	-42.8	
5132.10	-15.9	H	3.0	35.4	1.0	-50.3	-13.0	-37.3	
6842.80	-13.7	H	3.0	35.7	1.0	-48.3	-13.0	-35.3	
Mid Ch, 1732.5MHz									
3465.00	-19.8	V	3.0	36.0	1.0	-54.8	-13.0	-41.8	
5197.50	-15.7	V	3.0	35.4	1.0	-50.1	-13.0	-37.1	
6930.00	-15.7	V	3.0	35.7	1.0	-50.3	-13.0	-37.3	
3465.00	-20.7	H	3.0	36.0	1.0	-55.8	-13.0	-42.8	
5197.50	-15.7	H	3.0	35.4	1.0	-50.2	-13.0	-37.2	
6930.00	-13.5	H	3.0	35.7	1.0	-48.2	-13.0	-35.2	
High Ch, 1754.3MHz									
3508.60	-20.1	V	3.0	36.0	1.0	-55.1	-13.0	-42.1	
5262.90	-17.4	V	3.0	35.4	1.0	-51.8	-13.0	-38.8	
7017.20	-15.5	V	3.0	35.7	1.0	-50.2	-13.0	-37.2	
3508.60	-20.2	H	3.0	36.0	1.0	-55.2	-13.0	-42.2	
5262.90	-16.6	H	3.0	35.4	1.0	-51.0	-13.0	-38.0	
7017.20	-14.4	H	3.0	35.7	1.0	-49.1	-13.0	-36.1	

LTE B4 1.4MHz 16QAM

UL Verification Services, Inc.
Above 1GHz High Frequency Substitution Measurement

Company: SOMC
Project #: 12132730
Date: 3/5/2018
Test Engineer: 39005 RA
Configuration: EUT + Support Equipment
Location: Chamber B
Mode: LTE_QPSK Band 4 Harmonics, 3MHz Bandwidth

f MHz	SG reading (dBm)	Ant. Pol. (H/V)	Distance (m)	Preamp (dB)	Filter (dB)	EIRP (dBm)	Limit (dBm)	Delta (dB)	Notes
Low Ch, 1711.5MHz									
3423.00	-20.9	V	3.0	36.1	1.0	-55.9	-13.0	-42.9	
5134.50	-17.7	V	3.0	35.4	1.0	-52.1	-13.0	-39.1	
6846.00	-15.1	V	3.0	35.7	1.0	-49.7	-13.0	-36.7	
3423.00	-19.9	H	3.0	36.1	1.0	-54.9	-13.0	-41.9	
5134.50	-16.3	H	3.0	35.4	1.0	-50.7	-13.0	-37.7	
6846.00	-12.7	H	3.0	35.7	1.0	-47.3	-13.0	-34.3	
Mid Ch, 1732.5MHz									
3465.00	-20.1	V	3.0	36.0	1.0	-55.1	-13.0	-42.1	
5197.50	-17.3	V	3.0	35.4	1.0	-51.7	-13.0	-38.7	
6930.00	-15.7	V	3.0	35.7	1.0	-50.4	-13.0	-37.4	
3465.00	-20.4	H	3.0	36.0	1.0	-55.5	-13.0	-42.5	
5197.50	-16.6	H	3.0	35.4	1.0	-51.0	-13.0	-38.0	
6930.00	-13.5	H	3.0	35.7	1.0	-48.2	-13.0	-35.2	
High Ch, 1753.5MHz									
3507.00	-20.1	V	3.0	36.0	1.0	-55.1	-13.0	-42.1	
5260.50	-17.0	V	3.0	35.4	1.0	-51.4	-13.0	-38.4	
7014.00	-15.4	V	3.0	35.7	1.0	-50.1	-13.0	-37.1	
3507.00	-20.3	H	3.0	36.0	1.0	-55.3	-13.0	-42.3	
5260.50	-17.0	H	3.0	35.4	1.0	-51.4	-13.0	-38.4	
7014.00	-13.0	H	3.0	35.7	1.0	-47.6	-13.0	-34.6	

LTE B4 3MHz QPSK

UL Verification Services, Inc.
Above 1GHz High Frequency Substitution Measurement

Company: SOMC
Project #: 12132730
Date: 3/5/2018
Test Engineer: 39005 RA
Configuration: EUT + Support Equipment
Location: Chamber B
Mode: LTE_16QAM Band 4 Harmonics, 3MHz Bandwidth

f MHz	SG reading (dBm)	Ant. Pol. (H/V)	Distance (m)	Preamp (dB)	Filter (dB)	EIRP (dBm)	Limit (dBm)	Delta (dB)	Notes
Low Ch, 1711.5MHz									
3423.00	-19.8	V	3.0	36.1	1.0	-54.8	-13.0	-41.8	
5134.50	-16.4	V	3.0	35.4	1.0	-50.8	-13.0	-37.8	
6846.00	-15.2	V	3.0	35.7	1.0	-49.9	-13.0	-36.9	
3423.00	-20.4	H	3.0	36.1	1.0	-55.4	-13.0	-42.4	
5134.50	-16.3	H	3.0	35.4	1.0	-50.7	-13.0	-37.7	
6846.00	-14.5	H	3.0	35.7	1.0	-49.2	-13.0	-36.2	
Mid Ch, 1732.5MHz									
3465.00	-20.7	V	3.0	36.0	1.0	-55.7	-13.0	-42.7	
5197.50	-16.6	V	3.0	35.4	1.0	-51.1	-13.0	-38.1	
6930.00	-16.1	V	3.0	35.7	1.0	-50.8	-13.0	-37.8	
3465.00	-20.0	H	3.0	36.0	1.0	-55.1	-13.0	-42.1	
5197.50	-16.8	H	3.0	35.4	1.0	-51.2	-13.0	-38.2	
6930.00	-13.1	H	3.0	35.7	1.0	-47.8	-13.0	-34.8	
High Ch, 1753.5MHz									
3507.00	-20.8	V	3.0	36.0	1.0	-55.8	-13.0	-42.8	
5260.50	-17.1	V	3.0	35.4	1.0	-51.6	-13.0	-38.6	
7014.00	-15.4	V	3.0	35.7	1.0	-50.1	-13.0	-37.1	
3507.00	-20.2	H	3.0	36.0	1.0	-55.2	-13.0	-42.2	
5260.50	-16.0	H	3.0	35.4	1.0	-50.4	-13.0	-37.4	
7014.00	-14.6	H	3.0	35.7	1.0	-49.3	-13.0	-36.3	

LTE B4 3MHz 16QAM

UL Verification Services, Inc.
Above 1GHz High Frequency Substitution Measurement

Company: SOMC
Project #: 12132730
Date: 3/5/2018
Test Engineer: 39005 RA
Configuration: EUT + Support Equipment
Location: Chamber B
Mode: LTE_QPSK Band 4 Harmonics, 5MHz Bandwidth

f MHz	SG reading (dBm)	Ant. Pol. (H/V)	Distance (m)	Preamp (dB)	Filter (dB)	EIRP (dBm)	Limit (dBm)	Delta (dB)	Notes
Low Ch, 1712.5MHz									
3425.00	-21.0	V	3.0	36.1	1.0	-56.1	-13.0	-43.1	
5137.50	-15.2	V	3.0	35.4	1.0	-49.7	-13.0	-36.7	
6850.00	-16.7	V	3.0	35.7	1.0	-51.4	-13.0	-38.4	
3425.00	-21.4	H	3.0	36.1	1.0	-56.4	-13.0	-43.4	
5137.50	-15.3	H	3.0	35.4	1.0	-49.7	-13.0	-36.7	
6850.00	-14.4	H	3.0	35.7	1.0	-49.0	-13.0	-36.0	
Mid Ch, 1732.5MHz									
3465.00	-20.6	V	3.0	36.0	1.0	-55.6	-13.0	-42.6	
5197.50	-16.4	V	3.0	35.4	1.0	-50.8	-13.0	-37.8	
6930.00	-16.6	V	3.0	35.7	1.0	-51.3	-13.0	-38.3	
3465.00	-20.4	H	3.0	36.0	1.0	-55.4	-13.0	-42.4	
5197.50	-15.5	H	3.0	35.4	1.0	-49.9	-13.0	-36.9	
6930.00	-14.3	H	3.0	35.7	1.0	-49.0	-13.0	-36.0	
High Ch, 1752.5MHz									
3505.00	-19.9	V	3.0	36.0	1.0	-54.9	-13.0	-41.9	
5257.50	-16.8	V	3.0	35.4	1.0	-51.2	-13.0	-38.2	
7010.00	-16.0	V	3.0	35.7	1.0	-50.7	-13.0	-37.7	
3505.00	-20.5	H	3.0	36.0	1.0	-55.5	-13.0	-42.5	
5257.50	-16.4	H	3.0	35.4	1.0	-50.9	-13.0	-37.9	
7010.00	-14.6	H	3.0	35.7	1.0	-49.3	-13.0	-36.3	

LTE B4 5MHz QPSK

UL Verification Services, Inc.
Above 1GHz High Frequency Substitution Measurement

Company: SOMC
Project #: 12132730
Date: 3/5/2018
Test Engineer: 39005 RA
Configuration: EUT + Support Equipment
Location: Chamber B
Mode: LTE_16QAM Band 4 Harmonics, 5MHz Bandwidth

f MHz	SG reading (dBm)	Ant. Pol. (H/V)	Distance (m)	Preamp (dB)	Filter (dB)	EIRP (dBm)	Limit (dBm)	Delta (dB)	Notes
Low Ch, 1712.5MHz									
3425.00	-20.3	V	3.0	36.1	1.0	-55.4	-13.0	-42.4	
5137.50	-16.9	V	3.0	35.4	1.0	-51.3	-13.0	-38.3	
6850.00	-14.7	V	3.0	35.7	1.0	-49.4	-13.0	-36.4	
3425.00	-20.0	H	3.0	36.1	1.0	-55.0	-13.0	-42.0	
5137.50	-16.5	H	3.0	35.4	1.0	-50.9	-13.0	-37.9	
6850.00	-15.7	H	3.0	35.7	1.0	-50.3	-13.0	-37.3	
Mid Ch, 1732.5MHz									
3465.00	-20.0	V	3.0	36.0	1.0	-55.1	-13.0	-42.1	
5197.50	-16.7	V	3.0	35.4	1.0	-51.1	-13.0	-38.1	
6930.00	-15.1	V	3.0	35.7	1.0	-49.8	-13.0	-36.8	
3465.00	-20.1	H	3.0	36.0	1.0	-55.1	-13.0	-42.1	
5197.50	-16.1	H	3.0	35.4	1.0	-50.5	-13.0	-37.5	
6930.00	-15.2	H	3.0	35.7	1.0	-49.8	-13.0	-36.8	
High Ch, 1752.5MHz									
3505.00	-19.6	V	3.0	36.0	1.0	-54.6	-13.0	-41.6	
5257.50	-16.2	V	3.0	35.4	1.0	-50.6	-13.0	-37.6	
7010.00	-15.0	V	3.0	35.7	1.0	-49.7	-13.0	-36.7	
3505.00	-19.9	H	3.0	36.0	1.0	-54.9	-13.0	-41.9	
5257.50	-15.7	H	3.0	35.4	1.0	-50.2	-13.0	-37.2	
7010.00	-13.7	H	3.0	35.7	1.0	-48.4	-13.0	-35.4	

LTE B4 5MHz 16QAM

This report shall not be reproduced except in full, without the written approval of UL Verification Services Inc.

UL Verification Services, Inc.
Above 1GHz High Frequency Substitution Measurement

Company: SOMC
Project #: 12132730
Date: 3/5/2018
Test Engineer: 37290 RZ
Configuration: EUT + Support Equipment
Location: Chamber B
Mode: LTE_QPSK Band 4 Harmonics, 10MHz Bandwidth

f MHz	SG reading (dBm)	Ant. Pol. (H/V)	Distance (m)	Preamp (dB)	Filter (dB)	EIRP (dBm)	Limit (dBm)	Delta (dB)	Notes
Low Ch, 1715MHz									
3430.00	-14.2	V	3.0	36.1	1.0	-49.3	-13.0	-36.3	
5145.00	-9.9	V	3.0	35.4	1.0	-44.4	-13.0	-31.4	
6860.00	-10.7	V	3.0	35.7	1.0	-45.4	-13.0	-32.4	
3430.00	-14.1	H	3.0	36.1	1.0	-49.1	-13.0	-36.1	
5145.00	-11.0	H	3.0	35.4	1.0	-45.4	-13.0	-32.4	
6860.00	-8.0	H	3.0	35.7	1.0	-42.6	-13.0	-29.6	
Mid Ch, 1732.5MHz									
3465.00	-12.7	V	3.0	36.0	1.0	-47.7	-13.0	-34.7	
5197.50	-7.5	V	3.0	35.4	1.0	-41.9	-13.0	-28.9	
6930.00	-5.6	V	3.0	35.7	1.0	-40.3	-13.0	-27.3	
3465.00	-11.7	H	3.0	36.0	1.0	-46.8	-13.0	-33.8	
5197.50	-8.2	H	3.0	35.4	1.0	-42.6	-13.0	-29.6	
6930.00	-4.8	H	3.0	35.7	1.0	-39.4	-13.0	-26.4	
High Ch, 1750MHz									
3500.00	-15.6	V	3.0	36.0	1.0	-50.6	-13.0	-37.6	
5250.00	-10.8	V	3.0	35.4	1.0	-45.2	-13.0	-32.2	
7000.00	-8.7	V	3.0	35.7	1.0	-43.4	-13.0	-30.4	
3500.00	-13.6	H	3.0	36.0	1.0	-48.6	-13.0	-35.6	
5250.00	-11.3	H	3.0	35.4	1.0	-45.7	-13.0	-32.7	
7000.00	-8.3	H	3.0	35.7	1.0	-42.9	-13.0	-29.9	

LTE B4 10MHz QPSK

UL Verification Services, Inc.
Above 1GHz High Frequency Substitution Measurement

Company: SOMC
Project #: 12132730
Date: 3/5/2018
Test Engineer: 37290RZ
Configuration: EUT + Support Equipment
Location: Chamber B
Mode: LTE_16QAM Band 4 Harmonics, 10MHz Bandwidth

f MHz	SG reading (dBm)	Ant. Pol. (H/V)	Distance (m)	Preamp (dB)	Filter (dB)	EIRP (dBm)	Limit (dBm)	Delta (dB)	Notes
Low Ch, 1715MHz									
3430.00	-14.3	V	3.0	36.1	1.0	-49.4	-13.0	-36.4	
5145.00	-10.0	V	3.0	35.4	1.0	-44.4	-13.0	-31.4	
6860.00	-10.4	V	3.0	35.7	1.0	-45.1	-13.0	-32.1	
3430.00	-14.1	H	3.0	36.1	1.0	-49.1	-13.0	-36.1	
5145.00	-11.1	H	3.0	35.4	1.0	-45.5	-13.0	-32.5	
6860.00	-8.8	H	3.0	35.7	1.0	-43.4	-13.0	-30.4	
Mid Ch, 1732.5MHz									
3465.00	-13.0	V	3.0	36.0	1.0	-48.0	-13.0	-35.0	
5197.50	-7.7	V	3.0	35.4	1.0	-42.1	-13.0	-29.1	
6930.00	-6.2	V	3.0	35.7	1.0	-40.8	-13.0	-27.8	
3465.00	-12.2	H	3.0	36.0	1.0	-47.3	-13.0	-34.3	
5197.50	-7.9	H	3.0	35.4	1.0	-42.3	-13.0	-29.3	
6930.00	-5.5	H	3.0	35.7	1.0	-40.1	-13.0	-27.1	
High Ch, 1750MHz									
3500.00	-15.5	V	3.0	36.0	1.0	-50.5	-13.0	-37.5	
5250.00	-11.0	V	3.0	35.4	1.0	-45.5	-13.0	-32.5	
7000.00	-8.7	V	3.0	35.7	1.0	-43.4	-13.0	-30.4	
3500.00	-14.0	H	3.0	36.0	1.0	-49.0	-13.0	-36.0	
5250.00	-11.3	H	3.0	35.4	1.0	-45.7	-13.0	-32.7	
7000.00	-8.3	H	3.0	35.7	1.0	-42.9	-13.0	-29.9	

LTE B4 10MHz 16QAM

UL Verification Services, Inc.
Above 1GHz High Frequency Substitution Measurement

Company: SOMC
Project #: 12132730
Date: 3/6/2018
Test Engineer: 37290
Configuration: EUT + Support Equipment
Location: Chamber B
Mode: LTE_QPSK Band 4 Harmonics, 15MHz Bandwidth

f MHz	SG reading (dBm)	Ant. Pol. (H/V)	Distance (m)	Preamp (dB)	Filter (dB)	EIRP (dBm)	Limit (dBm)	Delta (dB)	Notes
Low Ch, 1717.5MHz									
3435.00	-15.3	V	3.0	36.1	1.0	-50.3	-13.0	-37.3	
5152.50	-10.1	V	3.0	35.4	1.0	-44.5	-13.0	-31.5	
6870.00	-10.6	V	3.0	35.7	1.0	-45.2	-13.0	-32.2	
3435.00	-15.0	H	3.0	36.1	1.0	-50.1	-13.0	-37.1	
5152.50	-11.1	H	3.0	35.4	1.0	-45.5	-13.0	-32.5	
6870.00	-8.7	H	3.0	35.7	1.0	-43.4	-13.0	-30.4	
Mid Ch, 1732.5MHz									
3465.00	-12.8	V	3.0	36.0	1.0	-47.8	-13.0	-34.8	
5197.50	-8.5	V	3.0	35.4	1.0	-43.0	-13.0	-30.0	
6930.00	-7.9	V	3.0	35.7	1.0	-42.6	-13.0	-29.6	
3465.00	-13.3	H	3.0	36.0	1.0	-48.4	-13.0	-35.4	
5197.50	-9.1	H	3.0	35.4	1.0	-43.5	-13.0	-30.5	
6930.00	-7.1	H	3.0	35.7	1.0	-41.7	-13.0	-28.7	
High Ch, 1747.5MHz									
3495.00	-15.8	V	3.0	36.0	1.0	-50.8	-13.0	-37.8	
5242.50	-11.1	V	3.0	35.4	1.0	-45.5	-13.0	-32.5	
6990.00	-8.8	V	3.0	35.7	1.0	-43.5	-13.0	-30.5	
3495.00	-14.0	H	3.0	36.0	1.0	-49.1	-13.0	-36.1	
5242.50	-11.3	H	3.0	35.4	1.0	-45.7	-13.0	-32.7	
6990.00	-8.3	H	3.0	35.7	1.0	-42.9	-13.0	-29.9	

LTE B4 15MHz QPSK

UL Verification Services, Inc.
Above 1GHz High Frequency Substitution Measurement

Company: SOMC
Project #: 12132730
Date: 3/6/2018
Test Engineer: 37290
Configuration: EUT + Support Equipment
Location: Chamber B
Mode: LTE_16QAM Band 4 Harmonics, 15MHz Bandwidth

f MHz	SG reading (dBm)	Ant. Pol. (H/V)	Distance (m)	Preamp (dB)	Filter (dB)	EIRP (dBm)	Limit (dBm)	Delta (dB)	Notes
Low Ch, 1717.5MHz									
3435.00	-15.7	V	3.0	36.1	1.0	-50.8	-13.0	-37.8	
5152.50	-11.5	V	3.0	35.4	1.0	-46.0	-13.0	-33.0	
6870.00	-10.2	V	3.0	35.7	1.0	-44.9	-13.0	-31.9	
3435.00	-17.9	H	3.0	36.1	1.0	-53.0	-13.0	-40.0	
5152.50	-10.7	H	3.0	35.4	1.0	-45.1	-13.0	-32.1	
6870.00	-8.9	H	3.0	35.7	1.0	-43.6	-13.0	-30.6	
Mid Ch, 1732.5MHz									
3465.00	-13.4	V	3.0	36.0	1.0	-48.4	-13.0	-35.4	
5197.50	-10.0	V	3.0	35.4	1.0	-44.4	-13.0	-31.4	
6930.00	-10.7	V	3.0	35.7	1.0	-45.4	-13.0	-32.4	
3465.00	-14.5	H	3.0	36.0	1.0	-49.5	-13.0	-36.5	
5197.50	-10.1	H	3.0	35.4	1.0	-44.6	-13.0	-31.6	
6930.00	-9.0	H	3.0	35.7	1.0	-43.6	-13.0	-30.6	
High Ch, 1747.5MHz									
3495.00	-15.5	V	3.0	36.0	1.0	-50.5	-13.0	-37.5	
5242.50	-10.6	V	3.0	35.4	1.0	-45.0	-13.0	-32.0	
6990.00	-9.8	V	3.0	35.7	1.0	-44.4	-13.0	-31.4	
3495.00	-15.2	H	3.0	36.0	1.0	-50.3	-13.0	-37.3	
5242.50	-10.8	H	3.0	35.4	1.0	-45.3	-13.0	-32.3	
6990.00	-9.0	H	3.0	35.7	1.0	-43.7	-13.0	-30.7	

LTE B4 15MHz 16QAM

UL Verification Services, Inc.
Above 1GHz High Frequency Substitution Measurement

Company: SOMC
Project #: 12132730
Date: 3/5/2018
Test Engineer: 39005 RA
Configuration: EUT + Support Equipment
Location: Chamber B
Mode: LTE_QPSK Band 4 Harmonics, 20MHz Bandwidth

f MHz	SG reading (dBm)	Ant. Pol. (H/V)	Distance (m)	Preamp (dB)	Filter (dB)	EIRP (dBm)	Limit (dBm)	Delta (dB)	Notes
Low Ch, 1720MHz									
3440.00	-20.7	V	3.0	36.0	1.0	-55.8	-13.0	-42.8	
5160.00	-17.3	V	3.0	35.4	1.0	-51.7	-13.0	-38.7	
6880.00	-16.1	V	3.0	35.7	1.0	-50.8	-13.0	-37.8	
3440.00	-20.9	H	3.0	36.0	1.0	-56.0	-13.0	-43.0	
5160.00	-16.7	H	3.0	35.4	1.0	-51.1	-13.0	-38.1	
6880.00	-14.6	H	3.0	35.7	1.0	-49.2	-13.0	-36.2	
Mid Ch, 1732.5MHz									
3465.00	-21.4	V	3.0	36.0	1.0	-56.4	-13.0	-43.4	
5197.50	-16.9	V	3.0	35.4	1.0	-51.3	-13.0	-38.3	
6930.00	-15.6	V	3.0	35.7	1.0	-50.3	-13.0	-37.3	
3465.00	-20.0	H	3.0	36.0	1.0	-55.0	-13.0	-42.0	
5197.50	-15.9	H	3.0	35.4	1.0	-50.3	-13.0	-37.3	
6930.00	-13.4	H	3.0	35.7	1.0	-48.1	-13.0	-35.1	
High Ch, 1745MHz									
3490.00	-20.3	V	3.0	36.0	1.0	-55.3	-13.0	-42.3	
5235.00	-17.1	V	3.0	35.4	1.0	-51.5	-13.0	-38.5	
6980.00	-15.6	V	3.0	35.7	1.0	-50.3	-13.0	-37.3	
3490.00	-19.9	H	3.0	36.0	1.0	-55.0	-13.0	-42.0	
5235.00	-16.2	H	3.0	35.4	1.0	-50.6	-13.0	-37.6	
6980.00	-14.8	H	3.0	35.7	1.0	-49.5	-13.0	-36.5	

LTE B4 20MHz QPSK

UL Verification Services, Inc.
Above 1GHz High Frequency Substitution Measurement

Company: SOMC
Project #: 12132730
Date: 3/5/2018
Test Engineer: 39005 RA
Configuration: EUT + Support Equipment
Location: Chamber B
Mode: LTE_16QAM Band 4 Harmonics, 20MHz Bandwidth

f MHz	SG reading (dBm)	Ant. Pol. (H/V)	Distance (m)	Preamp (dB)	Filter (dB)	EIRP (dBm)	Limit (dBm)	Delta (dB)	Notes
Low Ch, 1720MHz									
3440.00	-19.7	V	3.0	36.0	1.0	-54.8	-13.0	-41.8	
5160.00	-16.2	V	3.0	35.4	1.0	-50.6	-13.0	-37.6	
6880.00	-14.7	V	3.0	35.7	1.0	-49.4	-13.0	-36.4	
3440.00	-19.8	H	3.0	36.0	1.0	-54.9	-13.0	-41.9	
5160.00	-15.9	H	3.0	35.4	1.0	-50.3	-13.0	-37.3	
6880.00	-13.6	H	3.0	35.7	1.0	-48.2	-13.0	-35.2	
Mid Ch, 1732.5MHz									
3465.00	-20.4	V	3.0	36.0	1.0	-55.4	-13.0	-42.4	
5197.50	-16.9	V	3.0	35.4	1.0	-51.3	-13.0	-38.3	
6930.00	-15.1	V	3.0	35.7	1.0	-49.8	-13.0	-36.8	
3465.00	-20.0	H	3.0	36.0	1.0	-55.0	-13.0	-42.0	
5197.50	-16.0	H	3.0	35.4	1.0	-50.5	-13.0	-37.5	
6930.00	-14.7	H	3.0	35.7	1.0	-49.4	-13.0	-36.4	
High Ch, 1745MHz									
3490.00	-19.8	V	3.0	36.0	1.0	-54.8	-13.0	-41.8	
5235.00	-16.8	V	3.0	35.4	1.0	-51.2	-13.0	-38.2	
6980.00	-16.6	V	3.0	35.7	1.0	-51.3	-13.0	-38.3	
3490.00	-19.4	H	3.0	36.0	1.0	-54.4	-13.0	-41.4	
5235.00	-15.3	H	3.0	35.4	1.0	-49.7	-13.0	-36.7	
6980.00	-13.5	H	3.0	35.7	1.0	-48.2	-13.0	-35.2	

LTE B4 20MHz 16QAM

This report shall not be reproduced except in full, without the written approval of UL Verification Services Inc.

9.1.4. **LTE BAND 5**

UL Verification Services, Inc.
Above 1GHz High Frequency Substitution Measurement

Company: SOMC
Project #: 12132730
Date: 3/3/2018
Test Engineer: 43575 OS
Configuration: EUT + Support Equipment
Location: Chamber A
Mode: LTE_QPSK Band 5 Harmonics, 3MHz Bandwidth

f MHz	SG reading (dBm)	Ant. Pol. (H/V)	Distance (m)	Preamp (dB)	Filter (dB)	EIRP (dBm)	Limit (dBm)	Delta (dB)	Notes
Low Ch, 825.5MHz									
1651.00	-29.5	V	3.0	37.0	1.0	-65.5	-13.0	-52.5	
2476.50	-26.0	V	3.0	36.4	1.0	-61.4	-13.0	-48.4	
3302.00	-24.1	V	3.0	36.2	1.0	-59.2	-13.0	-46.2	
1651.00	-29.0	H	3.0	37.0	1.0	-65.1	-13.0	-52.1	
2476.50	-23.9	H	3.0	36.4	1.0	-59.3	-13.0	-46.3	
3302.00	-23.9	H	3.0	36.2	1.0	-59.1	-13.0	-46.1	
Mid Ch, 836.5MHz									
1673.00	-29.1	V	3.0	37.0	1.0	-65.1	-13.0	-52.1	
2509.50	-25.9	V	3.0	36.4	1.0	-61.3	-13.0	-48.3	
3346.00	-23.4	V	3.0	36.1	1.0	-58.5	-13.0	-45.5	
1673.00	-29.5	H	3.0	37.0	1.0	-65.5	-13.0	-52.5	
2509.50	-26.0	H	3.0	36.4	1.0	-61.4	-13.0	-48.4	
3346.00	-23.8	H	3.0	36.1	1.0	-58.9	-13.0	-45.9	
High Ch, 847.5MHz									
1695.00	-29.1	V	3.0	37.0	1.0	-65.1	-13.0	-52.1	
2542.50	-25.4	V	3.0	36.4	1.0	-60.8	-13.0	-47.8	
3390.00	-23.4	V	3.0	36.1	1.0	-58.4	-13.0	-45.4	
1695.00	-28.9	H	3.0	37.0	1.0	-64.8	-13.0	-51.8	
2542.50	-25.2	H	3.0	36.4	1.0	-60.6	-13.0	-47.6	
3390.00	-23.5	H	3.0	36.1	1.0	-58.6	-13.0	-45.6	

LTE B5 3MHz QPSK

UL Verification Services, Inc.
Above 1GHz High Frequency Substitution Measurement

Company: SOMC
Project #: 12132730
Date: 3/3/2018
Test Engineer: 43575 OS
Configuration: EUT + Support Equipment
Location: Chamber A
Mode: LTE_16QAM Band 5 Harmonics, 3MHz Bandwidth

f MHz	SG reading (dBm)	Ant. Pol. (H/V)	Distance (m)	Preamp (dB)	Filter (dB)	EIRP (dBm)	Limit (dBm)	Delta (dB)	Notes
Low Ch, 825.5MHz									
1651.00	-29.5	V	3.0	37.0	1.0	-65.6	-13.0	-52.6	
2476.50	-25.3	V	3.0	36.4	1.0	-60.8	-13.0	-47.8	
3302.00	-24.6	V	3.0	36.2	1.0	-59.7	-13.0	-46.7	
1651.00	-28.8	H	3.0	37.0	1.0	-64.8	-13.0	-51.8	
2476.50	-25.3	H	3.0	36.4	1.0	-60.7	-13.0	-47.7	
3302.00	-24.0	H	3.0	36.2	1.0	-59.2	-13.0	-46.2	
Mid Ch, 836.5MHz									
1673.00	-29.0	V	3.0	37.0	1.0	-65.0	-13.0	-52.0	
2509.50	-25.5	V	3.0	36.4	1.0	-60.9	-13.0	-47.9	
3346.00	-23.8	V	3.0	36.1	1.0	-58.9	-13.0	-45.9	
1673.00	-29.5	H	3.0	37.0	1.0	-65.5	-13.0	-52.5	
2509.50	-25.6	H	3.0	36.4	1.0	-61.0	-13.0	-48.0	
3346.00	-24.4	H	3.0	36.1	1.0	-59.5	-13.0	-46.5	
High Ch, 847.5MHz									
1695.00	-28.9	V	3.0	37.0	1.0	-64.9	-13.0	-51.9	
2542.50	-25.0	V	3.0	36.4	1.0	-60.4	-13.0	-47.4	
3390.00	-24.1	V	3.0	36.1	1.0	-59.2	-13.0	-46.2	
1695.00	-29.3	H	3.0	37.0	1.0	-65.2	-13.0	-52.2	
2542.50	-25.5	H	3.0	36.4	1.0	-60.9	-13.0	-47.9	
3390.00	-23.6	H	3.0	36.1	1.0	-58.6	-13.0	-45.6	

LTE B5 3MHz 16QAM

UL Verification Services, Inc.
Above 1GHz High Frequency Substitution Measurement

Company: SOMC
Project #: 12132730
Date: 3/3/2018
Test Engineer: 43575 OS
Configuration: EUT + Support Equipment
Location: Chamber A
Mode: LTE_QPSK Band 5 Harmonics, 5MHz Bandwidth

f MHz	SG reading (dBm)	Ant. Pol. (H/V)	Distance (m)	Preamp (dB)	Filter (dB)	EIRP (dBm)	Limit (dBm)	Delta (dB)	Notes
Low Ch, 826.5MHz									
1653.00	-29.6	V	3.0	37.0	1.0	-65.6	-13.0	-52.6	
2479.50	-26.0	V	3.0	36.4	1.0	-61.4	-13.0	-48.4	
3306.00	-24.3	V	3.0	36.1	1.0	-59.4	-13.0	-46.4	
1653.00	-29.8	H	3.0	37.0	1.0	-65.9	-13.0	-52.9	
2479.50	-25.6	H	3.0	36.4	1.0	-61.0	-13.0	-48.0	
3306.00	-23.8	H	3.0	36.1	1.0	-59.0	-13.0	-46.0	
Mid Ch, 836.5MHz									
1673.00	-29.2	V	3.0	37.0	1.0	-65.2	-13.0	-52.2	
2509.50	-25.7	V	3.0	36.4	1.0	-61.1	-13.0	-48.1	
3346.00	-24.1	V	3.0	36.1	1.0	-59.2	-13.0	-46.2	
1673.00	-29.3	H	3.0	37.0	1.0	-65.3	-13.0	-52.3	
2509.50	-25.4	H	3.0	36.4	1.0	-60.8	-13.0	-47.8	
3346.00	-23.9	H	3.0	36.1	1.0	-59.1	-13.0	-46.1	
High Ch, 846.5MHz									
1693.00	-28.5	V	3.0	37.0	1.0	-64.4	-13.0	-51.4	
2539.50	-25.4	V	3.0	36.4	1.0	-60.8	-13.0	-47.8	
3386.00	-23.9	V	3.0	36.1	1.0	-59.0	-13.0	-46.0	
1693.00	-29.1	H	3.0	37.0	1.0	-65.1	-13.0	-52.1	
2539.50	-24.9	H	3.0	36.4	1.0	-60.3	-13.0	-47.3	
3386.00	-24.2	H	3.0	36.1	1.0	-59.3	-13.0	-46.3	

LTE B5 5MHz QPSK

UL Verification Services, Inc.
Above 1GHz High Frequency Substitution Measurement

Company: SOMC
Project #: 12132730
Date: 3/3/2018
Test Engineer: 43575 OS
Configuration: EUT + Support Equipment
Location: Chamber A
Mode: LTE_16QAM Band 5 Harmonics, 5MHz Bandwidth

f MHz	SG reading (dBm)	Ant. Pol. (H/V)	Distance (m)	Preamp (dB)	Filter (dB)	EIRP (dBm)	Limit (dBm)	Delta (dB)	Notes
Low Ch, 826.5MHz									
1653.00	-29.4	V	3.0	37.0	1.0	-65.4	-13.0	-52.4	
2479.50	-25.4	V	3.0	36.4	1.0	-60.8	-13.0	-47.8	
3306.00	-24.4	V	3.0	36.1	1.0	-59.6	-13.0	-46.6	
1653.00	-29.5	H	3.0	37.0	1.0	-65.5	-13.0	-52.5	
2479.50	-26.0	H	3.0	36.4	1.0	-61.4	-13.0	-48.4	
3306.00	-24.7	H	3.0	36.1	1.0	-59.8	-13.0	-46.8	
Mid Ch, 836.5MHz									
1673.00	-29.4	V	3.0	37.0	1.0	-65.4	-13.0	-52.4	
2509.50	-25.6	V	3.0	36.4	1.0	-61.0	-13.0	-48.0	
3346.00	-24.2	V	3.0	36.1	1.0	-59.3	-13.0	-46.3	
1673.00	-29.9	H	3.0	37.0	1.0	-65.9	-13.0	-52.9	
2509.50	-25.3	H	3.0	36.4	1.0	-60.8	-13.0	-47.8	
3346.00	-23.8	H	3.0	36.1	1.0	-59.0	-13.0	-46.0	
High Ch, 846.5MHz									
1693.00	-29.0	V	3.0	37.0	1.0	-65.0	-13.0	-52.0	
2539.50	-25.7	V	3.0	36.4	1.0	-61.1	-13.0	-48.1	
3386.00	-23.4	V	3.0	36.1	1.0	-58.5	-13.0	-45.5	
1693.00	-28.9	H	3.0	37.0	1.0	-64.9	-13.0	-51.9	
2539.50	-25.4	H	3.0	36.4	1.0	-60.8	-13.0	-47.8	
3386.00	-24.0	H	3.0	36.1	1.0	-59.1	-13.0	-46.1	

LTE B5 5MHz 16QAM

UL Verification Services, Inc.
Above 1GHz High Frequency Substitution Measurement

Company: SOMC
Project #: 12132730
Date: 3/3/2018
Test Engineer: 43575 OS
Configuration: EUT + Support Equipment
Location: Chamber A
Mode: LTE_QPSK Band 5 Harmonics, 10MHz Bandwidth

f MHz	SG reading (dBm)	Ant. Pol. (H/V)	Distance (m)	Preamp (dB)	Filter (dB)	EIRP (dBm)	Limit (dBm)	Delta (dB)	Notes
Low Ch, 829MHz									
1658.00	-29.6	V	3.0	37.0	1.0	-65.6	-13.0	-52.6	
2487.00	-25.8	V	3.0	36.4	1.0	-61.2	-13.0	-48.2	
3316.00	-23.9	V	3.0	36.1	1.0	-59.1	-13.0	-46.1	
1658.00	-29.6	H	3.0	37.0	1.0	-65.6	-13.0	-52.6	
2487.00	-26.0	H	3.0	36.4	1.0	-61.4	-13.0	-48.4	
3316.00	-24.2	H	3.0	36.1	1.0	-59.3	-13.0	-46.3	
Mid Ch, 836.5MHz									
1673.00	-29.0	V	3.0	37.0	1.0	-65.0	-13.0	-52.0	
2509.50	-25.2	V	3.0	36.4	1.0	-60.6	-13.0	-47.6	
3346.00	-24.3	V	3.0	36.1	1.0	-59.4	-13.0	-46.4	
1673.00	-29.1	H	3.0	37.0	1.0	-65.1	-13.0	-52.1	
2509.50	-25.6	H	3.0	36.4	1.0	-61.0	-13.0	-48.0	
3346.00	-23.8	H	3.0	36.1	1.0	-58.9	-13.0	-45.9	
High Ch, 844MHz									
1688.00	-29.1	V	3.0	37.0	1.0	-65.1	-13.0	-52.1	
2532.00	-25.8	V	3.0	36.4	1.0	-61.2	-13.0	-48.2	
3376.00	-23.7	V	3.0	36.1	1.0	-58.7	-13.0	-45.7	
1688.00	-29.0	H	3.0	37.0	1.0	-64.9	-13.0	-51.9	
2532.00	-25.4	H	3.0	36.4	1.0	-60.8	-13.0	-47.8	
3376.00	-23.8	H	3.0	36.1	1.0	-58.9	-13.0	-45.9	

LTE B5 10MHz QPSK

UL Verification Services, Inc.
Above 1GHz High Frequency Substitution Measurement

Company: SOMC
Project #: 12132730
Date: 3/3/2018
Test Engineer: 43575 OS
Configuration: EUT + Support Equipment
Location: Chamber A
Mode: LTE_16QAM Band 5 Harmonics, 10MHz Bandwidth

f MHz	SG reading (dBm)	Ant. Pol. (H/V)	Distance (m)	Preamp (dB)	Filter (dB)	EIRP (dBm)	Limit (dBm)	Delta (dB)	Notes
Low Ch, 829MHz									
1658.00	-29.2	V	3.0	37.0	1.0	-65.2	-13.0	-52.2	
2487.00	-25.2	V	3.0	36.4	1.0	-60.6	-13.0	-47.6	
3316.00	-23.9	V	3.0	36.1	1.0	-59.0	-13.0	-46.0	
1658.00	-29.6	H	3.0	37.0	1.0	-65.6	-13.0	-52.6	
2487.00	-25.4	H	3.0	36.4	1.0	-60.8	-13.0	-47.8	
3316.00	-23.6	H	3.0	36.1	1.0	-58.8	-13.0	-45.8	
Mid Ch, 836.5MHz									
1673.00	-28.7	V	3.0	37.0	1.0	-64.7	-13.0	-51.7	
2509.50	-25.4	V	3.0	36.4	1.0	-60.9	-13.0	-47.9	
3346.00	-24.0	V	3.0	36.1	1.0	-59.1	-13.0	-46.1	
1673.00	-29.0	H	3.0	37.0	1.0	-65.0	-13.0	-52.0	
2509.50	-24.5	H	3.0	36.4	1.0	-59.9	-13.0	-46.9	
3346.00	-23.8	H	3.0	36.1	1.0	-58.9	-13.0	-45.9	
High Ch, 844MHz									
1688.00	-28.6	V	3.0	37.0	1.0	-64.6	-13.0	-51.6	
2532.00	-25.2	V	3.0	36.4	1.0	-60.6	-13.0	-47.6	
3376.00	-23.7	V	3.0	36.1	1.0	-58.8	-13.0	-45.8	
1688.00	-29.4	H	3.0	37.0	1.0	-65.4	-13.0	-52.4	
2532.00	-25.6	H	3.0	36.4	1.0	-61.1	-13.0	-48.1	
3376.00	-23.2	H	3.0	36.1	1.0	-58.3	-13.0	-45.3	

LTE B5 10MHz 16QAM

This report shall not be reproduced except in full, without the written approval of UL Verification Services Inc.

UL Verification Services, Inc.
Above 1GHz High Frequency Substitution Measurement

Company: SOMC
Project #: 12132730
Date: 3/3/2018
Test Engineer: 43575 OS
Configuration: EUT + Support Equipment
Location: Chamber A
Mode: LTE_QPSK Band 5 Harmonics, 1.4MHz Bandwidth

f MHz	SG reading (dBm)	Ant. Pol. (H/V)	Distance (m)	Preamp (dB)	Filter (dB)	EIRP (dBm)	Limit (dBm)	Delta (dB)	Notes
Low Ch, 824.7MHz									
1649.40	-29.5	V	3.0	37.0	1.0	-65.5	-13.0	-52.5	
2474.10	-25.6	V	3.0	36.4	1.0	-61.1	-13.0	-48.1	
3298.80	-24.1	V	3.0	36.2	1.0	-59.3	-13.0	-46.3	
1649.40	-29.1	H	3.0	37.0	1.0	-65.1	-13.0	-52.1	
2474.10	-25.8	H	3.0	36.4	1.0	-61.3	-13.0	-48.3	
3298.80	-22.6	H	3.0	36.2	1.0	-57.8	-13.0	-44.8	
Mid Ch, 836.5MHz									
1673.00	-29.8	V	3.0	37.0	1.0	-65.8	-13.0	-52.8	
2509.50	-25.2	V	3.0	36.4	1.0	-60.6	-13.0	-47.6	
3346.00	-24.0	V	3.0	36.1	1.0	-59.1	-13.0	-46.1	
1673.00	-29.1	H	3.0	37.0	1.0	-65.1	-13.0	-52.1	
2509.50	-25.8	H	3.0	36.4	1.0	-61.2	-13.0	-48.2	
3346.00	-23.9	H	3.0	36.1	1.0	-59.0	-13.0	-46.0	
High Ch, 848.3MHz									
1696.60	-29.3	V	3.0	37.0	1.0	-65.2	-13.0	-52.2	
2544.90	-25.3	V	3.0	36.4	1.0	-60.7	-13.0	-47.7	
3393.20	-23.4	V	3.0	36.1	1.0	-58.5	-13.0	-45.5	
1696.60	-28.5	H	3.0	37.0	1.0	-64.5	-13.0	-51.5	
2544.90	-24.9	H	3.0	36.4	1.0	-60.3	-13.0	-47.3	
3393.20	-23.6	H	3.0	36.1	1.0	-58.7	-13.0	-45.7	

LTE B5 1.4MHz QPSK

UL Verification Services, Inc.
Above 1GHz High Frequency Substitution Measurement

Company: SOMC
Project #: 12132730
Date: 3/3/2018
Test Engineer: 43575 OS
Configuration: EUT + Support Equipment
Location: Chamber A
Mode: LTE_16QAM Band 5 Harmonics, 1.4MHz Bandwidth

f MHz	SG reading (dBm)	Ant. Pol. (H/V)	Distance (m)	Preamp (dB)	Filter (dB)	EIRP (dBm)	Limit (dBm)	Delta (dB)	Notes
Low Ch, 824.7MHz									
1649.40	-29.0	V	3.0	37.0	1.0	-65.1	-13.0	-52.1	
2474.10	-26.1	V	3.0	36.4	1.0	-61.6	-13.0	-48.6	
3298.80	-23.8	V	3.0	36.2	1.0	-59.0	-13.0	-46.0	
1649.40	-28.7	H	3.0	37.0	1.0	-64.7	-13.0	-51.7	
2474.10	-26.0	H	3.0	36.4	1.0	-61.4	-13.0	-48.4	
3298.80	-23.6	H	3.0	36.2	1.0	-58.8	-13.0	-45.8	
Mid Ch, 836.5MHz									
1673.00	-29.1	V	3.0	37.0	1.0	-65.1	-13.0	-52.1	
2509.50	-26.1	V	3.0	36.4	1.0	-61.5	-13.0	-48.5	
3346.00	-23.8	V	3.0	36.1	1.0	-58.9	-13.0	-45.9	
1673.00	-29.6	H	3.0	37.0	1.0	-65.5	-13.0	-52.5	
2509.50	-25.9	H	3.0	36.4	1.0	-61.3	-13.0	-48.3	
3346.00	-23.5	H	3.0	36.1	1.0	-58.7	-13.0	-45.7	
High Ch, 848.3MHz									
1696.60	-28.8	V	3.0	37.0	1.0	-64.8	-13.0	-51.8	
2544.90	-25.3	V	3.0	36.4	1.0	-60.7	-13.0	-47.7	
3393.20	-23.5	V	3.0	36.1	1.0	-58.6	-13.0	-45.6	
1696.60	-29.3	H	3.0	37.0	1.0	-65.2	-13.0	-52.2	
2544.90	-25.7	H	3.0	36.4	1.0	-61.1	-13.0	-48.1	
3393.20	-23.2	H	3.0	36.1	1.0	-58.2	-13.0	-45.2	

LTE B5 1.4MHz 16QAM

This report shall not be reproduced except in full, without the written approval of UL Verification Services Inc.

9.1.5. **LTE BAND 7**

UL Verification Services, Inc.
Above 1GHz High Frequency Substitution Measurement

Company: SOMC
Project #: 12132730
Date: 3/5/2018
Test Engineer: 39005 RA
Configuration: EUT + Support Equipment
Location: Chamber B
Mode: LTE_QPSK Band 7 Harmonics, 5MHz Bandwidth

f MHz	SG reading (dBm)	Ant. Pol. (H/V)	Distance (m)	Preamp (dB)	Filter (dB)	EIRP (dBm)	Limit (dBm)	Delta (dB)	Notes
Low Ch, 2502.5MHz									
5005.00	-16.7	V	3.0	35.5	1.0	-51.2	-25.0	-26.2	
7507.50	-14.7	V	3.0	35.7	1.0	-49.4	-25.0	-24.4	
10010.00	-12.6	V	3.0	36.0	1.0	-47.7	-25.0	-22.7	
5005.00	-15.6	H	3.0	35.5	1.0	-50.1	-25.0	-25.1	
7507.50	-13.6	H	3.0	35.7	1.0	-48.3	-25.0	-23.3	
10010.00	-11.8	H	3.0	36.0	1.0	-46.8	-25.0	-21.8	
Mid Ch, 2535MHz									
5070.00	-16.4	V	3.0	35.4	1.0	-50.9	-25.0	-25.9	
7605.00	-14.6	V	3.0	35.8	1.0	-49.3	-25.0	-24.3	
10140.00	-11.8	V	3.0	36.0	1.0	-46.8	-25.0	-21.8	
5070.00	-16.0	H	3.0	35.4	1.0	-50.4	-25.0	-25.4	
7605.00	-12.8	H	3.0	35.8	1.0	-47.6	-25.0	-22.6	
10140.00	-11.3	H	3.0	36.0	1.0	-46.2	-25.0	-21.2	
High Ch, 2567.5MHz									
5135.00	-16.1	V	3.0	35.4	1.0	-50.5	-25.0	-25.5	
7702.50	-14.2	V	3.0	35.8	1.0	-48.9	-25.0	-23.9	
10270.00	-12.3	V	3.0	35.9	1.0	-47.2	-25.0	-22.2	
5135.00	-15.3	H	3.0	35.4	1.0	-49.8	-25.0	-24.8	
7702.50	-13.0	H	3.0	35.8	1.0	-47.7	-25.0	-22.7	
10270.00	-11.4	H	3.0	35.9	1.0	-46.3	-25.0	-21.3	

LTE B7 5MHz QPSK

UL Verification Services, Inc.
Above 1GHz High Frequency Substitution Measurement

Company: SOMC
Project #: 12132730
Date: 3/5/2018
Test Engineer: 39005 RA
Configuration: EUT + Support Equipment
Location: Chamber B
Mode: LTE_16QAM Band 7 Harmonics, 5MHz Bandwidth

f MHz	SG reading (dBm)	Ant. Pol. (H/V)	Distance (m)	Preamp (dB)	Filter (dB)	EIRP (dBm)	Limit (dBm)	Delta (dB)	Notes
Low Ch, 2502.5MHz									
5005.00	-17.6	V	3.0	35.5	1.0	-52.1	-25.0	-27.1	
7507.50	-15.5	V	3.0	35.7	1.0	-50.2	-25.0	-25.2	
10010.00	-13.3	V	3.0	36.0	1.0	-48.3	-25.0	-23.3	
5005.00	-15.3	H	3.0	35.5	1.0	-49.8	-25.0	-24.8	
7507.50	-13.2	H	3.0	35.7	1.0	-47.9	-25.0	-22.9	
10010.00	-11.4	H	3.0	36.0	1.0	-46.4	-25.0	-21.4	
Mid Ch, 2535MHz									
5070.00	-16.1	V	3.0	35.4	1.0	-50.5	-25.0	-25.5	
7605.00	-15.2	V	3.0	35.8	1.0	-49.9	-25.0	-24.9	
10140.00	-12.1	V	3.0	36.0	1.0	-47.0	-25.0	-22.0	
5070.00	-15.9	H	3.0	35.4	1.0	-50.4	-25.0	-25.4	
7605.00	-13.8	H	3.0	35.8	1.0	-48.5	-25.0	-23.5	
10140.00	-11.9	H	3.0	36.0	1.0	-46.8	-25.0	-21.8	
High Ch, 2567.5MHz									
5135.00	-16.2	V	3.0	35.4	1.0	-50.6	-25.0	-25.6	
7702.50	-14.1	V	3.0	35.8	1.0	-48.9	-25.0	-23.9	
10270.00	-12.0	V	3.0	35.9	1.0	-46.9	-25.0	-21.9	
5135.00	-15.7	H	3.0	35.4	1.0	-50.1	-25.0	-25.1	
7702.50	-12.7	H	3.0	35.8	1.0	-47.4	-25.0	-22.4	
10270.00	-11.7	H	3.0	35.9	1.0	-46.6	-25.0	-21.6	

LTE B7 5MHz 16QAM

UL Verification Services, Inc.
Above 1GHz High Frequency Substitution Measurement

Company: SOMC
Project #: 12132730
Date: 3/5/2018
Test Engineer: 39005 RA
Configuration: EUT + Support Equipment
Location: Chamber B
Mode: LTE_QPSK Band 7 Harmonics, 10MHz Bandwidth

f MHz	SG reading (dBm)	Ant. Pol. (H/V)	Distance (m)	Preamp (dB)	Filter (dB)	EIRP (dBm)	Limit (dBm)	Delta (dB)	Notes
Low Ch, 2505MHz									
5010.00	-16.9	V	3.0	35.5	1.0	-51.4	-25.0	-26.4	
7515.00	-14.6	V	3.0	35.7	1.0	-49.4	-25.0	-24.4	
10020.00	-12.7	V	3.0	36.0	1.0	-47.7	-25.0	-22.7	
5010.00	-15.6	H	3.0	35.5	1.0	-50.0	-25.0	-25.0	
7515.00	-13.5	H	3.0	35.7	1.0	-48.3	-25.0	-23.3	
10020.00	-11.7	H	3.0	36.0	1.0	-46.7	-25.0	-21.7	
Mid Ch, 2535MHz									
5070.00	-16.4	V	3.0	35.4	1.0	-50.8	-25.0	-25.8	
7605.00	-14.7	V	3.0	35.8	1.0	-49.4	-25.0	-24.4	
10140.00	-11.5	V	3.0	36.0	1.0	-46.5	-25.0	-21.5	
5070.00	-16.1	H	3.0	35.4	1.0	-50.5	-25.0	-25.5	
7605.00	-13.0	H	3.0	35.8	1.0	-47.8	-25.0	-22.8	
10140.00	-11.1	H	3.0	36.0	1.0	-46.0	-25.0	-21.0	
High Ch, 2565MHz									
5130.00	-16.2	V	3.0	35.4	1.0	-50.7	-25.0	-25.7	
7695.00	-14.2	V	3.0	35.8	1.0	-49.0	-25.0	-24.0	
10260.00	-12.4	V	3.0	35.9	1.0	-47.3	-25.0	-22.3	
5130.00	-15.2	H	3.0	35.4	1.0	-49.7	-25.0	-24.7	
7695.00	-12.9	H	3.0	35.8	1.0	-47.6	-25.0	-22.6	
10260.00	-11.4	H	3.0	35.9	1.0	-46.3	-25.0	-21.3	

LTE B7 10MHz QPSK

UL Verification Services, Inc.
Above 1GHz High Frequency Substitution Measurement

Company: SOMC
Project #: 12132730
Date: 3/5/2018
Test Engineer: 39005 RA
Configuration: EUT + Support Equipment
Location: Chamber B
Mode: LTE_16QAM Band 7 Harmonics, 10MHz Bandwidth

f MHz	SG reading (dBm)	Ant. Pol. (H/V)	Distance (m)	Preamp (dB)	Filter (dB)	EIRP (dBm)	Limit (dBm)	Delta (dB)	Notes
Low Ch, 2505MHz									
5010.00	-17.6	V	3.0	35.5	1.0	-52.1	-25.0	-27.1	
7515.00	-15.5	V	3.0	35.7	1.0	-50.2	-25.0	-25.2	
10020.00	-13.3	V	3.0	36.0	1.0	-48.3	-25.0	-23.3	
5010.00	-15.2	H	3.0	35.5	1.0	-49.7	-25.0	-24.7	
7515.00	-13.2	H	3.0	35.7	1.0	-47.9	-25.0	-22.9	
10020.00	-11.4	H	3.0	36.0	1.0	-46.4	-25.0	-21.4	
Mid Ch, 2535MHz									
5070.00	-16.2	V	3.0	35.4	1.0	-50.6	-25.0	-25.6	
7605.00	-15.2	V	3.0	35.8	1.0	-49.9	-25.0	-24.9	
10140.00	-12.1	V	3.0	36.0	1.0	-47.1	-25.0	-22.1	
5070.00	-16.2	H	3.0	35.4	1.0	-50.6	-25.0	-25.6	
7605.00	-13.8	H	3.0	35.8	1.0	-48.6	-25.0	-23.6	
10140.00	-11.9	H	3.0	36.0	1.0	-46.8	-25.0	-21.8	
High Ch, 2565MHz									
5130.00	-16.2	V	3.0	35.4	1.0	-50.7	-25.0	-25.7	
7695.00	-14.1	V	3.0	35.8	1.0	-48.9	-25.0	-23.9	
10260.00	-12.0	V	3.0	35.9	1.0	-46.9	-25.0	-21.9	
5130.00	-15.6	H	3.0	35.4	1.0	-50.1	-25.0	-25.1	
7695.00	-12.6	H	3.0	35.8	1.0	-47.4	-25.0	-22.4	
10260.00	-11.6	H	3.0	35.9	1.0	-46.5	-25.0	-21.5	

LTE B7 10MHz 16QAM

UL Verification Services, Inc.
Above 1GHz High Frequency Substitution Measurement

Company: SOMC
Project #: 12132730
Date: 3/5/2018
Test Engineer: 39005 RA
Configuration: EUT + Support Equipment
Location: Chamber B
Mode: LTE_QPSK Band 7 Harmonics, 15MHz Bandwidth

f MHz	SG reading (dBm)	Ant. Pol. (H/V)	Distance (m)	Preamp (dB)	Filter (dB)	EIRP (dBm)	Limit (dBm)	Delta (dB)	Notes
Low Ch, 2507.5MHz									
5015.00	-17.9	V	3.0	35.5	1.0	-52.3	-25.0	-27.3	
7522.50	-15.7	V	3.0	35.7	1.0	-50.5	-25.0	-25.5	
10030.00	-12.7	V	3.0	36.0	1.0	-47.7	-25.0	-22.7	
5015.00	-15.4	H	3.0	35.5	1.0	-49.9	-25.0	-24.9	
7522.50	-13.9	H	3.0	35.7	1.0	-48.6	-25.0	-23.6	
10030.00	-11.1	H	3.0	36.0	1.0	-46.1	-25.0	-21.1	
Mid Ch, 2535MHz									
5070.00	-16.7	V	3.0	35.4	1.0	-51.2	-25.0	-26.2	
7605.00	-14.7	V	3.0	35.8	1.0	-49.5	-25.0	-24.5	
10140.00	-13.3	V	3.0	36.0	1.0	-48.3	-25.0	-23.3	
5070.00	-17.6	H	3.0	35.4	1.0	-52.0	-25.0	-27.0	
7605.00	-14.0	H	3.0	35.8	1.0	-48.7	-25.0	-23.7	
10140.00	-11.8	H	3.0	36.0	1.0	-46.7	-25.0	-21.7	
High Ch, 2562.5MHz									
5125.00	-15.0	V	3.0	35.4	1.0	-49.4	-25.0	-24.4	
7687.50	-15.4	V	3.0	35.8	1.0	-50.1	-25.0	-25.1	
10250.00	-13.8	V	3.0	35.9	1.0	-48.7	-25.0	-23.7	
5125.00	-16.6	H	3.0	35.4	1.0	-51.0	-25.0	-26.0	
7687.50	-12.1	H	3.0	35.8	1.0	-46.8	-25.0	-21.8	
10250.00	-10.0	H	3.0	35.9	1.0	-44.9	-25.0	-19.9	

LTE B7 15MHz QPSK

UL Verification Services, Inc.
Above 1GHz High Frequency Substitution Measurement

Company: SOMC
Project #: 12132730
Date: 3/5/2018
Test Engineer: 39005 RA
Configuration: EUT + Support Equipment
Location: Chamber B
Mode: LTE_16QAM Band 7 Harmonics, 15MHz Bandwidth

f MHz	SG reading (dBm)	Ant. Pol. (H/V)	Distance (m)	Preamp (dB)	Filter (dB)	EIRP (dBm)	Limit (dBm)	Delta (dB)	Notes
Low Ch, 2507.5MHz									
5015.00	-16.9	V	3.0	35.5	1.0	-51.3	-25.0	-26.3	
7522.50	-14.9	V	3.0	35.7	1.0	-49.7	-25.0	-24.7	
10030.00	-12.5	V	3.0	36.0	1.0	-47.5	-25.0	-22.5	
5015.00	-16.9	H	3.0	35.5	1.0	-51.3	-25.0	-26.3	
7522.50	-14.2	H	3.0	35.7	1.0	-48.9	-25.0	-23.9	
10030.00	-12.0	H	3.0	36.0	1.0	-47.1	-25.0	-22.1	
Mid Ch, 2535MHz									
5070.00	-16.7	V	3.0	35.4	1.0	-51.1	-25.0	-26.1	
7605.00	-15.7	V	3.0	35.8	1.0	-50.5	-25.0	-25.5	
10140.00	-13.8	V	3.0	36.0	1.0	-48.8	-25.0	-23.8	
5070.00	-17.2	H	3.0	35.4	1.0	-51.7	-25.0	-26.7	
7605.00	-13.3	H	3.0	35.8	1.0	-48.0	-25.0	-23.0	
10140.00	-11.6	H	3.0	36.0	1.0	-46.5	-25.0	-21.5	
High Ch, 2562.5MHz									
5125.00	-16.0	V	3.0	35.4	1.0	-50.5	-25.0	-25.5	
7687.50	-15.6	V	3.0	35.8	1.0	-50.4	-25.0	-25.4	
10250.00	-11.5	V	3.0	35.9	1.0	-46.4	-25.0	-21.4	
5125.00	-15.5	H	3.0	35.4	1.0	-49.9	-25.0	-24.9	
7687.50	-13.7	H	3.0	35.8	1.0	-48.4	-25.0	-23.4	
10250.00	-11.8	H	3.0	35.9	1.0	-46.7	-25.0	-21.7	

LTE B7 15MHz 16QAM

UL VERIFICATION SERVICES INC. FORM NO: CCSUP4031B
47173 BENICIA STREET, FREMONT, CA 94538, USA TEL: (510) 771-1000 FAX: (510) 661-0888
This report shall not be reproduced except in full, without the written approval of UL Verification Services Inc.

UL Verification Services, Inc.
Above 1GHz High Frequency Substitution Measurement

Company: SOMC
Project #: 12132730
Date: 3/5/2018
Test Engineer: 39005 RA
Configuration: EUT + Support Equipment
Location: Chamber B
Mode: LTE_QPSK Band 7 Harmonics, 20MHz Bandwidth

f MHz	SG reading (dBm)	Ant. Pol. (H/V)	Distance (m)	Preamp (dB)	Filter (dB)	EIRP (dBm)	Limit (dBm)	Delta (dB)	Notes
Low Ch, 2510MHz									
5020.00	-16.8	V	3.0	35.5	1.0	-51.2	-25.0	-26.2	
7530.00	-15.7	V	3.0	35.7	1.0	-50.5	-25.0	-25.5	
10040.00	-13.4	V	3.0	36.0	1.0	-48.4	-25.0	-23.4	
5020.00	-16.2	H	3.0	35.5	1.0	-50.6	-25.0	-25.6	
7530.00	-14.2	H	3.0	35.7	1.0	-48.9	-25.0	-23.9	
10040.00	-11.8	H	3.0	36.0	1.0	-46.8	-25.0	-21.8	
Mid Ch, 2535MHz									
5070.00	-16.3	V	3.0	35.4	1.0	-50.8	-25.0	-25.8	
7605.00	-16.3	V	3.0	35.8	1.0	-51.0	-25.0	-26.0	
10140.00	-13.3	V	3.0	36.0	1.0	-48.3	-25.0	-23.3	
5070.00	-17.0	H	3.0	35.4	1.0	-51.4	-25.0	-26.4	
7605.00	-14.1	H	3.0	35.8	1.0	-48.8	-25.0	-23.8	
10140.00	-12.6	H	3.0	36.0	1.0	-47.6	-25.0	-22.6	
High Ch, 2560MHz									
5120.00	-16.4	V	3.0	35.4	1.0	-50.8	-25.0	-25.8	
7680.00	-15.5	V	3.0	35.8	1.0	-50.3	-25.0	-25.3	
10240.00	-12.9	V	3.0	35.9	1.0	-47.8	-25.0	-22.8	
5120.00	-15.8	H	3.0	35.4	1.0	-50.2	-25.0	-25.2	
7680.00	-14.3	H	3.0	35.8	1.0	-49.1	-25.0	-24.1	
10240.00	-10.0	H	3.0	35.9	1.0	-44.9	-25.0	-19.9	

LTE B7 20MHz QPSK

UL Verification Services, Inc.
Above 1GHz High Frequency Substitution Measurement

Company: SOMC
Project #: 12132730
Date: 3/5/2018
Test Engineer: 39005 RA
Configuration: EUT + Support Equipment
Location: Chamber B
Mode: LTE_16QAM Band 7 Harmonics, 20MHz Bandwidth

f MHz	SG reading (dBm)	Ant. Pol. (H/V)	Distance (m)	Preamp (dB)	Filter (dB)	EIRP (dBm)	Limit (dBm)	Delta (dB)	Notes
Low Ch, 2510MHz									
5020.00	-17.1	V	3.0	35.5	1.0	-51.6	-25.0	-26.6	
7530.00	-14.8	V	3.0	35.7	1.0	-49.6	-25.0	-24.6	
10040.00	-13.3	V	3.0	36.0	1.0	-48.3	-25.0	-23.3	
5020.00	-16.2	H	3.0	35.5	1.0	-50.6	-25.0	-25.6	
7530.00	-14.3	H	3.0	35.7	1.0	-49.1	-25.0	-24.1	
10040.00	-13.1	H	3.0	36.0	1.0	-48.1	-25.0	-23.1	
Mid Ch, 2535MHz									
5070.00	-17.2	V	3.0	35.4	1.0	-51.7	-25.0	-26.7	
7605.00	-15.1	V	3.0	35.8	1.0	-49.9	-25.0	-24.9	
10140.00	-13.8	V	3.0	36.0	1.0	-48.8	-25.0	-23.8	
5070.00	-16.7	H	3.0	35.4	1.0	-51.1	-25.0	-26.1	
7605.00	-14.4	H	3.0	35.8	1.0	-49.2	-25.0	-24.2	
10140.00	-11.4	H	3.0	36.0	1.0	-46.4	-25.0	-21.4	
High Ch, 2560MHz									
5120.00	-16.1	V	3.0	35.4	1.0	-50.5	-25.0	-25.5	
7680.00	-15.4	V	3.0	35.8	1.0	-50.1	-25.0	-25.1	
10240.00	-12.9	V	3.0	35.9	1.0	-47.8	-25.0	-22.8	
5120.00	-16.0	H	3.0	35.4	1.0	-50.4	-25.0	-25.4	
7680.00	-14.2	H	3.0	35.8	1.0	-48.9	-25.0	-23.9	
10240.00	-13.1	H	3.0	35.9	1.0	-48.0	-25.0	-23.0	

LTE B7 20MHz 16QAM

UL VERIFICATION SERVICES INC. FORM NO: CCSUP4031B
47173 BENICIA STREET, FREMONT, CA 94538, USA TEL: (510) 771-1000 FAX: (510) 661-0888
This report shall not be reproduced except in full, without the written approval of UL Verification Services Inc.

9.1.6. **LTE BAND 13**

UL Verification Services, Inc.
Above 1GHz High Frequency Substitution Measurement

Company: SOMC
Project #: 12132730
Date: 3/3/2018
Test Engineer: 43575 OS
Configuration: EUT + Support Equipment
Location: Chamber A
Mode: LTE_QPSK Band 13 Harmonics, 5MHz Bandwidth

f MHz	SG reading (dBm)	Ant. Pol. (H/V)	Distance (m)	Preamp (dB)	Filter (dB)	EIRP (dBm)	Limit (dBm)	Delta (dB)	Notes
Low Ch, 779.5MHz									
1559.00	-30.1	V	3.0	37.1	1.0	-66.2	-40.0	-26.2	
2338.50	-26.2	V	3.0	36.5	1.0	-61.7	-13.0	-48.7	
3118.00	-24.4	V	3.0	36.3	1.0	-59.7	-13.0	-46.7	
1559.00	-30.0	H	3.0	37.1	1.0	-66.2	-40.0	-26.2	
2338.50	-25.5	H	3.0	36.5	1.0	-61.0	-13.0	-48.0	
3118.00	-24.6	H	3.0	36.3	1.0	-59.8	-13.0	-46.8	
Mid Ch, 782MHz									
1564.00	-30.4	V	3.0	37.1	1.0	-66.5	-40.0	-26.5	
2346.00	-25.9	V	3.0	36.5	1.0	-61.4	-13.0	-48.4	
3128.00	-24.7	V	3.0	36.3	1.0	-60.0	-13.0	-47.0	
1564.00	-30.5	H	3.0	37.1	1.0	-66.7	-40.0	-26.7	
2346.00	-25.9	H	3.0	36.5	1.0	-61.4	-13.0	-48.4	
3128.00	-24.4	H	3.0	36.3	1.0	-59.7	-13.0	-46.7	
High Ch, 784.5MHz									
1569.00	-30.6	V	3.0	37.1	1.0	-66.7	-40.0	-26.7	
2353.50	-25.7	V	3.0	36.5	1.0	-61.2	-13.0	-48.2	
3138.00	-24.1	V	3.0	36.3	1.0	-59.4	-13.0	-46.4	
1569.00	-30.9	H	3.0	37.1	1.0	-67.0	-40.0	-27.0	
2353.50	-26.2	H	3.0	36.5	1.0	-61.7	-13.0	-48.7	
3138.00	-24.1	H	3.0	36.3	1.0	-59.4	-13.0	-46.4	

LTE B13 5MHz QPSK

UL Verification Services, Inc.
Above 1GHz High Frequency Substitution Measurement

Company: SOMC
Project #: 12132730
Date: 3/3/2018
Test Engineer: 43575 OS
Configuration: EUT + Support Equipment
Location: Chamber A
Mode: LTE_16QAM Band 13 Harmonics, 5MHz Bandwidth

f MHz	SG reading (dBm)	Ant. Pol. (H/V)	Distance (m)	Preamp (dB)	Filter (dB)	EIRP (dBm)	Limit (dBm)	Delta (dB)	Notes
Low Ch, 779.5MHz									
1559.00	-30.5	V	3.0	37.1	1.0	-66.6	-40.0	-26.6	
2338.50	-26.5	V	3.0	36.5	1.0	-61.9	-13.0	-48.9	
3118.00	-24.6	V	3.0	36.3	1.0	-59.9	-13.0	-46.9	
1559.00	-30.7	H	3.0	37.1	1.0	-66.9	-40.0	-26.9	
2338.50	-25.6	H	3.0	36.5	1.0	-61.1	-13.0	-48.1	
3118.00	-23.9	H	3.0	36.3	1.0	-59.2	-13.0	-46.2	
Mid Ch, 782MHz									
1564.00	-30.4	V	3.0	37.1	1.0	-66.6	-40.0	-26.6	
2346.00	-25.9	V	3.0	36.5	1.0	-61.4	-13.0	-48.4	
3128.00	-24.3	V	3.0	36.3	1.0	-59.6	-13.0	-46.6	
1564.00	-30.7	H	3.0	37.1	1.0	-66.8	-40.0	-26.8	
2346.00	-26.4	H	3.0	36.5	1.0	-61.9	-13.0	-48.9	
3128.00	-24.9	H	3.0	36.3	1.0	-60.2	-13.0	-47.2	
High Ch, 784.5MHz									
1569.00	-30.2	V	3.0	37.1	1.0	-66.4	-40.0	-26.4	
2353.50	-26.1	V	3.0	36.5	1.0	-61.6	-13.0	-48.6	
3138.00	-24.1	V	3.0	36.3	1.0	-59.4	-13.0	-46.4	
1569.00	-30.4	H	3.0	37.1	1.0	-66.5	-40.0	-26.5	
2353.50	-25.6	H	3.0	36.5	1.0	-61.0	-13.0	-48.0	
3138.00	-24.7	H	3.0	36.3	1.0	-60.0	-13.0	-47.0	

LTE B13 5MHz 16QAM

UL Verification Services, Inc.
Above 1GHz High Frequency Substitution Measurement

Company: SOMC
Project #: 12132730
Date: 3/3/2018
Test Engineer: 43575 OS
Configuration: EUT + Support Equipment
Location: Chamber A
Mode: LTE_QPSK Band 13 Harmonics, 10MHz Bandwidth

f MHz	SG reading (dBm)	Ant. Pol. (H/V)	Distance (m)	Preamp (dB)	Filter (dB)	EIRP (dBm)	Limit (dBm)	Delta (dB)	Notes
Mid Ch, 782MHz									
1564.00	-30.4	V	3.0	37.1	1.0	-66.5	-40.0	-26.5	
2346.00	-25.9	V	3.0	36.5	1.0	-61.4	-13.0	-48.4	
3128.00	-25.0	V	3.0	36.3	1.0	-60.3	-13.0	-47.3	
1564.00	-30.5	H	3.0	37.1	1.0	-66.6	-40.0	-26.6	
2346.00	-26.4	H	3.0	36.5	1.0	-61.8	-13.0	-48.8	
3128.00	-24.7	H	3.0	36.3	1.0	-60.0	-13.0	-47.0	

LTE B13 10MHz QPSK

UL Verification Services, Inc.
Above 1GHz High Frequency Substitution Measurement

Company: SOMC
Project #: 12132730
Date: 3/3/2018
Test Engineer: 43575 OS
Configuration: EUT + Support Equipment
Location: Chamber A
Mode: LTE_16QAM Band 13 Harmonics, 10MHz Bandwidth

f MHz	SG reading (dBm)	Ant. Pol. (H/V)	Distance (m)	Preamp (dB)	Filter (dB)	EIRP (dBm)	Limit (dBm)	Delta (dB)	Notes
Mid Ch, 782MHz									
1564.00	-29.9	V	3.0	37.1	1.0	-66.0	-40.0	-26.0	
2346.00	-26.1	V	3.0	36.5	1.0	-61.6	-13.0	-48.6	
3128.00	-24.0	V	3.0	36.3	1.0	-59.3	-13.0	-46.3	
1564.00	-31.1	H	3.0	37.1	1.0	-67.2	-40.0	-27.2	
2346.00	-25.3	H	3.0	36.5	1.0	-60.8	-13.0	-47.8	
3128.00	-24.2	H	3.0	36.3	1.0	-59.5	-13.0	-46.5	

LTE B13 10MHz 16QAM

UL VERIFICATION SERVICES INC. FORM NO: CCSUP4031B
47173 BENICIA STREET, FREMONT, CA 94538, USA TEL: (510) 771-1000 FAX: (510) 661-0888
This report shall not be reproduced except in full, without the written approval of UL Verification Services Inc.

9.1.7. **LTE BAND 17**

UL Verification Services, Inc.
Above 1GHz High Frequency Substitution Measurement

Company: SOMC
Project #: 12132730
Date: 3/3/2018
Test Engineer: 43575 OS
Configuration: EUT + Support Equipment
Location: Chamber A
Mode: LTE_QPSK Band 17 Harmonics, 5MHz Bandwidth

f MHz	SG reading (dBm)	Ant. Pol. (H/V)	Distance (m)	Preamp (dB)	Filter (dB)	EIRP (dBm)	Limit (dBm)	Delta (dB)	Notes
Low Ch, 706.5MHz									
1413.00	-12.9	V	3.0	37.4	1.0	-49.3	-13.0	-36.3	
2119.50	-25.1	V	3.0	36.6	1.0	-60.6	-13.0	-47.6	
2826.00	-23.8	V	3.0	36.4	1.0	-59.2	-13.0	-46.2	
1413.00	-25.4	H	3.0	37.4	1.0	-61.7	-13.0	-48.7	
2119.50	-25.4	H	3.0	36.6	1.0	-61.0	-13.0	-48.0	
2826.00	-24.0	H	3.0	36.4	1.0	-59.4	-13.0	-46.4	
Mid Ch, 710MHz									
1420.00	-9.3	V	3.0	37.3	1.0	-45.6	-13.0	-32.6	
2130.00	-25.1	V	3.0	36.6	1.0	-60.6	-13.0	-47.6	
2840.00	-23.7	V	3.0	36.4	1.0	-59.1	-13.0	-46.1	
1420.00	-24.6	H	3.0	37.3	1.0	-61.0	-13.0	-48.0	
2130.00	-25.3	H	3.0	36.6	1.0	-60.9	-13.0	-47.9	
2840.00	-24.1	H	3.0	36.4	1.0	-59.4	-13.0	-46.4	
High Ch, 713.5MHz									
1427.00	-7.4	V	3.0	37.3	1.0	-43.7	-13.0	-30.7	
2140.50	-23.1	V	3.0	36.6	1.0	-58.6	-13.0	-45.6	
2854.00	-24.0	V	3.0	36.4	1.0	-59.4	-13.0	-46.4	
1427.00	-24.6	H	3.0	37.3	1.0	-61.0	-13.0	-48.0	
2140.50	-25.3	H	3.0	36.6	1.0	-60.9	-13.0	-47.9	
2854.00	-23.1	H	3.0	36.4	1.0	-58.5	-13.0	-45.5	

LTE B17 5MHz QPSK

UL Verification Services, Inc.
Above 1GHz High Frequency Substitution Measurement

Company: SOMC
Project #: 12132730
Date: 3/3/2018
Test Engineer: 43575 OS
Configuration: EUT + Support Equipment
Location: Chamber A
Mode: LTE_16QAM Band 17 Harmonics, 5MHz Bandwidth

f MHz	SG reading (dBm)	Ant. Pol. (H/V)	Distance (m)	Preamp (dB)	Filter (dB)	EIRP (dBm)	Limit (dBm)	Delta (dB)	Notes
Low Ch, 706.5MHz									
1413.00	-11.2	V	3.0	37.4	1.0	-47.6	-13.0	-34.6	
2119.50	-25.3	V	3.0	36.6	1.0	-60.8	-13.0	-47.8	
2826.00	-24.3	V	3.0	36.4	1.0	-59.7	-13.0	-46.7	
1413.00	-24.4	H	3.0	37.4	1.0	-60.8	-13.0	-47.8	
2119.50	-25.5	H	3.0	36.6	1.0	-61.0	-13.0	-48.0	
2826.00	-23.9	H	3.0	36.4	1.0	-59.3	-13.0	-46.3	
Mid Ch, 710MHz									
1420.00	-7.9	V	3.0	37.3	1.0	-44.2	-13.0	-31.2	
2130.00	-24.7	V	3.0	36.6	1.0	-60.3	-13.0	-47.3	
2840.00	-23.4	V	3.0	36.4	1.0	-58.8	-13.0	-45.8	
1420.00	-23.7	H	3.0	37.3	1.0	-60.1	-13.0	-47.1	
2130.00	-24.8	H	3.0	36.6	1.0	-60.4	-13.0	-47.4	
2840.00	-23.9	H	3.0	36.4	1.0	-59.3	-13.0	-46.3	
High Ch, 713.5MHz									
1427.00	-6.4	V	3.0	37.3	1.0	-42.7	-13.0	-29.7	
2140.50	-23.0	V	3.0	36.6	1.0	-58.6	-13.0	-45.6	
2854.00	-23.7	V	3.0	36.4	1.0	-59.1	-13.0	-46.1	
1427.00	-23.6	H	3.0	37.3	1.0	-59.9	-13.0	-46.9	
2140.50	-24.8	H	3.0	36.6	1.0	-60.3	-13.0	-47.3	
2854.00	-24.1	H	3.0	36.4	1.0	-59.4	-13.0	-46.4	

LTE B17 5MHz 16QAM

UL Verification Services, Inc.
Above 1GHz High Frequency Substitution Measurement

Company: SOMC
Project #: 12132730
Date: 3/3/2018
Test Engineer: 43575 OS
Configuration: EUT + Support Equipment
Location: Chamber A
Mode: LTE_QPSK Band 17 Harmonics, 10MHz Bandwidth

f MHz	SG reading (dBm)	Ant. Pol. (H/V)	Distance (m)	Preamp (dB)	Filter (dB)	EIRP (dBm)	Limit (dBm)	Delta (dB)	Notes
Low Ch, 709MHz									
1418.00	-7.9	V	3.0	37.4	1.0	-44.3	-13.0	-31.3	
2127.00	-24.2	V	3.0	36.6	1.0	-59.7	-13.0	-46.7	
2836.00	-23.8	V	3.0	36.4	1.0	-59.2	-13.0	-46.2	
1418.00	-28.4	H	3.0	37.4	1.0	-64.7	-13.0	-51.7	
2127.00	-25.1	H	3.0	36.6	1.0	-60.6	-13.0	-47.6	
2836.00	-23.8	H	3.0	36.4	1.0	-59.1	-13.0	-46.1	
Mid Ch, 710MHz									
1420.00	-7.7	V	3.0	37.3	1.0	-44.0	-13.0	-31.0	
2130.00	-23.2	V	3.0	36.6	1.0	-58.7	-13.0	-45.7	
2840.00	-24.1	V	3.0	36.4	1.0	-59.5	-13.0	-46.5	
1420.00	-27.4	H	3.0	37.3	1.0	-63.8	-13.0	-50.8	
2130.00	-25.5	H	3.0	36.6	1.0	-61.1	-13.0	-48.1	
2840.00	-23.7	H	3.0	36.4	1.0	-59.1	-13.0	-46.1	
High Ch, 711MHz									
1422.00	-25.0	V	3.0	37.3	1.0	-61.4	-13.0	-48.4	
2133.00	-25.3	V	3.0	36.6	1.0	-60.8	-13.0	-47.8	
2844.00	-23.9	V	3.0	36.4	1.0	-59.3	-13.0	-46.3	
1422.00	-27.1	H	3.0	37.3	1.0	-63.5	-13.0	-50.5	
2133.00	-25.8	H	3.0	36.6	1.0	-61.3	-13.0	-48.3	
2844.00	-23.9	H	3.0	36.4	1.0	-59.3	-13.0	-46.3	

LTE B17 10MHz QPSK

UL Verification Services, Inc.
Above 1GHz High Frequency Substitution Measurement

Company: SOMC
Project #: 12132730
Date: 3/3/2018
Test Engineer: 43575 OS
Configuration: EUT + Support Equipment
Location: Chamber A
Mode: LTE_16QAM Band 17 Harmonics, 10MHz Bandwidth

f MHz	SG reading (dBm)	Ant. Pol. (H/V)	Distance (m)	Preamp (dB)	Filter (dB)	EIRP (dBm)	Limit (dBm)	Delta (dB)	Notes
Low Ch, 709MHz									
1418.00	-6.1	V	3.0	37.4	1.0	-42.4	-13.0	-29.4	
2127.00	-23.4	V	3.0	36.6	1.0	-58.9	-13.0	-45.9	
2836.00	-24.0	V	3.0	36.4	1.0	-59.4	-13.0	-46.4	
1418.00	-27.0	H	3.0	37.4	1.0	-63.3	-13.0	-50.3	
2127.00	-24.6	H	3.0	36.6	1.0	-60.1	-13.0	-47.1	
2836.00	-23.9	H	3.0	36.4	1.0	-59.3	-13.0	-46.3	
Mid Ch, 710MHz									
1420.00	-6.0	V	3.0	37.3	1.0	-42.4	-13.0	-29.4	
2130.00	-23.3	V	3.0	36.6	1.0	-58.9	-13.0	-45.9	
2840.00	-24.3	V	3.0	36.4	1.0	-59.7	-13.0	-46.7	
1420.00	-27.2	H	3.0	37.3	1.0	-63.6	-13.0	-50.6	
2130.00	-25.6	H	3.0	36.6	1.0	-61.1	-13.0	-48.1	
2840.00	-24.0	H	3.0	36.4	1.0	-59.4	-13.0	-46.4	
High Ch, 711MHz									
1422.00	-25.3	V	3.0	37.3	1.0	-61.6	-13.0	-48.6	
2133.00	-25.4	V	3.0	36.6	1.0	-61.0	-13.0	-48.0	
2844.00	-23.7	V	3.0	36.4	1.0	-59.0	-13.0	-46.0	
1422.00	-27.6	H	3.0	37.3	1.0	-64.0	-13.0	-51.0	
2133.00	-25.2	H	3.0	36.6	1.0	-60.7	-13.0	-47.7	
2844.00	-23.9	H	3.0	36.4	1.0	-59.3	-13.0	-46.3	

LTE B17 10MHz 16QAM

UL VERIFICATION SERVICES INC. FORM NO: CCSUP4031B
47173 BENICIA STREET, FREMONT, CA 94538, USA TEL: (510) 771-1000 FAX: (510) 661-0888
This report shall not be reproduced except in full, without the written approval of UL Verification Services Inc.

9.1.8. **LTE BAND 41**

UL Verification Services, Inc.
Above 1GHz High Frequency Substitution Measurement

Company: SOMC
Project #: 12132730
Date: 3/7/2018
Test Engineer: 16069 OG
Configuration: EUT + SUPPORT EQUIPMENT
Location: Chamber A
Mode: LTE_QPSK Band 41 Harmonics, 5MHz Bandwidth

f MHz	SG reading (dBm)	Ant. Pol. (H/V)	Distance (m)	Preamp (dB)	Filter (dB)	EIRP (dBm)	Limit (dBm)	Delta (dB)	Notes
Low Ch, 2498.5MHz									
4997.00	-17.6	V	3.0	35.5	1.0	-52.0	-25.0	-27.0	
7495.50	-15.8	V	3.0	35.7	1.0	-50.6	-25.0	-25.6	
9994.00	-12.9	V	3.0	36.0	1.0	-47.9	-25.0	-22.9	
4997.00	-16.5	H	3.0	35.5	1.0	-51.0	-25.0	-26.0	
7495.50	-16.4	H	3.0	35.7	1.0	-51.2	-25.0	-26.2	
9994.00	-12.8	H	3.0	36.0	1.0	-47.8	-25.0	-22.8	
Mid Ch, 2593MHz									
5186.00	-18.3	V	3.0	35.4	1.0	-52.7	-25.0	-27.7	
7779.00	-15.1	V	3.0	35.8	1.0	-49.9	-25.0	-24.9	
10372.00	-11.8	V	3.0	35.8	1.0	-46.7	-25.0	-21.7	
5186.00	-16.9	H	3.0	35.4	1.0	-51.3	-25.0	-26.3	
7779.00	-15.6	H	3.0	35.8	1.0	-50.3	-25.0	-25.3	
10372.00	-12.8	H	3.0	35.8	1.0	-47.6	-25.0	-22.6	
High Ch, 2687.5MHz									
5375.00	-18.1	V	3.0	35.4	1.0	-52.5	-25.0	-27.5	
8062.50	-15.0	V	3.0	35.8	1.0	-49.8	-25.0	-24.8	
10750.00	-10.9	V	3.0	35.7	1.0	-45.6	-25.0	-20.6	
5375.00	-17.5	H	3.0	35.4	1.0	-52.0	-25.0	-27.0	
8062.50	-14.3	H	3.0	35.8	1.0	-49.1	-25.0	-24.1	
10750.00	-10.2	H	3.0	35.7	1.0	-44.8	-25.0	-19.8	

LTE B41 5MHz QPSK

UL Verification Services, Inc.
Above 1GHz High Frequency Substitution Measurement

Company: SOMC
Project #: 12132730
Date: 3/7/2018
Test Engineer: 16069 OG
Configuration: EUT + SUPPORT EQUIPMENT
Location: Chamber A
Mode: LTE_16QAM Band 41 Harmonics, 5MHz Bandwidth

f MHz	SG reading (dBm)	Ant. Pol. (H/V)	Distance (m)	Preamp (dB)	Filter (dB)	EIRP (dBm)	Limit (dBm)	Delta (dB)	Notes
Low Ch, 2498.5MHz									
4997.00	-17.2	V	3.0	35.5	1.0	-51.7	-25.0	-26.7	
7495.50	-16.0	V	3.0	35.7	1.0	-50.7	-25.0	-25.7	
9994.00	-13.5	V	3.0	36.0	1.0	-48.5	-25.0	-23.5	
4997.00	-16.8	H	3.0	35.5	1.0	-51.3	-25.0	-26.3	
7495.50	-16.5	H	3.0	35.7	1.0	-51.3	-25.0	-26.3	
9994.00	-11.9	H	3.0	36.0	1.0	-47.0	-25.0	-22.0	
Mid Ch, 2593MHz									
5186.00	-16.3	V	3.0	35.4	1.0	-50.7	-25.0	-25.7	
7779.00	-15.1	V	3.0	35.8	1.0	-49.8	-25.0	-24.8	
10372.00	-12.0	V	3.0	35.8	1.0	-46.8	-25.0	-21.8	
5186.00	-17.6	H	3.0	35.4	1.0	-52.0	-25.0	-27.0	
7779.00	-15.8	H	3.0	35.8	1.0	-50.6	-25.0	-25.6	
10372.00	-12.4	H	3.0	35.8	1.0	-47.3	-25.0	-22.3	
High Ch, 2687.5MHz									
5375.00	-18.2	V	3.0	35.4	1.0	-52.7	-25.0	-27.7	
8062.50	-14.3	V	3.0	35.8	1.0	-49.1	-25.0	-24.1	
10750.00	-12.4	V	3.0	35.7	1.0	-47.0	-25.0	-22.0	
5375.00	-18.0	H	3.0	35.4	1.0	-52.5	-25.0	-27.5	
8062.50	-14.3	H	3.0	35.8	1.0	-49.1	-25.0	-24.1	
10750.00	-11.2	H	3.0	35.7	1.0	-45.9	-25.0	-20.9	

LTE B41 5MHz 16QAM

UL Verification Services, Inc.
Above 1GHz High Frequency Substitution Measurement

Company: SOMC
Project #: 12132730
Date: 3/7/2018
Test Engineer: 16069 OG
Configuration: EUT + SUPPORT EQUIPMENT
Location: Chamber A
Mode: LTE_QPSK Band 41 Harmonics, 10MHz Bandwidth

f MHz	SG reading (dBm)	Ant. Pol. (H/V)	Distance (m)	Preamp (dB)	Filter (dB)	EIRP (dBm)	Limit (dBm)	Delta (dB)	Notes
Low Ch, 2501MHz									
5002.00	-17.3	V	3.0	35.5	1.0	-51.8	-25.0	-26.8	
7503.00	-16.1	V	3.0	35.7	1.0	-50.8	-25.0	-25.8	
10004.00	-13.1	V	3.0	36.0	1.0	-48.1	-25.0	-23.1	
5002.00	-17.5	H	3.0	35.5	1.0	-52.0	-25.0	-27.0	
7503.00	-16.5	H	3.0	35.7	1.0	-51.2	-25.0	-26.2	
10004.00	-11.7	H	3.0	36.0	1.0	-46.7	-25.0	-21.7	
Mid Ch, 2593MHz									
5186.00	-17.2	V	3.0	35.4	1.0	-51.6	-25.0	-26.6	
7779.00	-16.2	V	3.0	35.8	1.0	-51.0	-25.0	-26.0	
10372.00	-13.2	V	3.0	35.8	1.0	-48.1	-25.0	-23.1	
5186.00	-17.6	H	3.0	35.4	1.0	-52.0	-25.0	-27.0	
7779.00	-15.9	H	3.0	35.8	1.0	-50.6	-25.0	-25.6	
10372.00	-11.4	H	3.0	35.8	1.0	-46.3	-25.0	-21.3	
High Ch, 2685MHz									
5370.00	-18.8	V	3.0	35.4	1.0	-53.2	-25.0	-28.2	
8055.00	-14.4	V	3.0	35.8	1.0	-49.2	-25.0	-24.2	
10740.00	-10.6	V	3.0	35.7	1.0	-45.3	-25.0	-20.3	
5370.00	-18.0	H	3.0	35.4	1.0	-52.5	-25.0	-27.5	
8055.00	-14.7	H	3.0	35.8	1.0	-49.5	-25.0	-24.5	
10740.00	-11.3	H	3.0	35.7	1.0	-46.0	-25.0	-21.0	

LTE B41 10MHz QPSK

UL Verification Services, Inc.
Above 1GHz High Frequency Substitution Measurement

Company: SOMC
Project #: 12132730
Date: 3/7/2018
Test Engineer: 16069 OG
Configuration: EUT + SUPPORT EQUIPMENT
Location: Chamber A
Mode: LTE_16QAM Band 41 Harmonics, 10MHz Bandwidth

f MHz	SG reading (dBm)	Ant. Pol. (H/V)	Distance (m)	Preamp (dB)	Filter (dB)	EIRP (dBm)	Limit (dBm)	Delta (dB)	Notes
Low Ch, 2501MHz									
5002.00	-18.2	V	3.0	35.5	1.0	-52.6	-25.0	-27.6	
7503.00	-16.3	V	3.0	35.7	1.0	-51.1	-25.0	-26.1	
10004.00	-12.8	V	3.0	36.0	1.0	-47.9	-25.0	-22.9	
5002.00	-17.4	H	3.0	35.5	1.0	-51.9	-25.0	-26.9	
7503.00	-16.4	H	3.0	35.7	1.0	-51.1	-25.0	-26.1	
10004.00	-12.3	H	3.0	36.0	1.0	-47.3	-25.0	-22.3	
Mid Ch, 2593MHz									
5186.00	-17.3	V	3.0	35.4	1.0	-51.7	-25.0	-26.7	
7779.00	-16.1	V	3.0	35.8	1.0	-50.9	-25.0	-25.9	
10372.00	-12.5	V	3.0	35.8	1.0	-47.3	-25.0	-22.3	
5186.00	-17.4	H	3.0	35.4	1.0	-51.8	-25.0	-26.8	
7779.00	-16.3	H	3.0	35.8	1.0	-51.1	-25.0	-26.1	
10372.00	-11.9	H	3.0	35.8	1.0	-46.8	-25.0	-21.8	
High Ch, 2685MHz									
5370.00	-19.0	V	3.0	35.4	1.0	-53.5	-25.0	-28.5	
8055.00	-16.0	V	3.0	35.8	1.0	-50.8	-25.0	-25.8	
10740.00	-12.4	V	3.0	35.7	1.0	-47.1	-25.0	-22.1	
5370.00	-17.8	H	3.0	35.4	1.0	-52.2	-25.0	-27.2	
8055.00	-15.2	H	3.0	35.8	1.0	-50.0	-25.0	-25.0	
10740.00	-11.5	H	3.0	35.7	1.0	-46.2	-25.0	-21.2	

LTE B41 10MHz 16QAM

UL Verification Services, Inc.
Above 1GHz High Frequency Substitution Measurement

Company: SOMC
Project #: 12132730
Date: 3/7/2018
Test Engineer: 16069 OG
Configuration: EUT + SUPPORT EQUIPMENT
Location: Chamber A
Mode: LTE_QPSK Band 41 Harmonics, 15MHz Bandwidth

f MHz	SG reading (dBm)	Ant. Pol. (H/V)	Distance (m)	Preamp (dB)	Filter (dB)	EIRP (dBm)	Limit (dBm)	Delta (dB)	Notes
Low Ch, 2503.5MHz									
5007.00	-17.4	V	3.0	35.5	1.0	-51.8	-25.0	-26.8	
7510.50	-16.8	V	3.0	35.7	1.0	-51.5	-25.0	-26.5	
10014.00	-12.0	V	3.0	36.0	1.0	-47.0	-25.0	-22.0	
5007.00	-17.5	H	3.0	35.5	1.0	-52.0	-25.0	-27.0	
7510.50	-16.9	H	3.0	35.7	1.0	-51.6	-25.0	-26.6	
10014.00	-12.4	H	3.0	36.0	1.0	-47.4	-25.0	-22.4	
Mid Ch, 2593MHz									
5186.00	-16.4	V	3.0	35.4	1.0	-50.8	-25.0	-25.8	
7779.00	-15.5	V	3.0	35.8	1.0	-50.3	-25.0	-25.3	
10372.00	-11.8	V	3.0	35.8	1.0	-46.7	-25.0	-21.7	
5186.00	-17.7	H	3.0	35.4	1.0	-52.1	-25.0	-27.1	
7779.00	-15.1	H	3.0	35.8	1.0	-49.8	-25.0	-24.8	
10372.00	-12.4	H	3.0	35.8	1.0	-47.2	-25.0	-22.2	
High Ch, 2682.5MHz									
5365.00	-18.2	V	3.0	35.4	1.0	-52.7	-25.0	-27.7	
8047.50	-14.2	V	3.0	35.8	1.0	-49.0	-25.0	-24.0	
10730.00	-11.8	V	3.0	35.7	1.0	-46.5	-25.0	-21.5	
5365.00	-18.0	H	3.0	35.4	1.0	-52.5	-25.0	-27.5	
8047.50	-13.9	H	3.0	35.8	1.0	-48.7	-25.0	-23.7	
10730.00	-10.5	H	3.0	35.7	1.0	-45.2	-25.0	-20.2	

LTE B41 15MHz QPSK

UL Verification Services, Inc.
Above 1GHz High Frequency Substitution Measurement

Company: SOMC
Project #: 12132730
Date: 3/7/2018
Test Engineer: 16069 OG
Configuration: EUT + SUPPORT EQUIPMENT
Location: Chamber A
Mode: LTE_16QAM Band 41 Harmonics, 15MHz Bandwidth

f MHz	SG reading (dBm)	Ant. Pol. (H/V)	Distance (m)	Preamp (dB)	Filter (dB)	EIRP (dBm)	Limit (dBm)	Delta (dB)	Notes
Low Ch, 2503.5MHz									
5007.00	-17.4	V	3.0	35.5	1.0	-51.8	-25.0	-26.8	
7510.50	-16.3	V	3.0	35.7	1.0	-51.0	-25.0	-26.0	
10014.00	-12.2	V	3.0	36.0	1.0	-47.2	-25.0	-22.2	
5007.00	-17.0	H	3.0	35.5	1.0	-51.5	-25.0	-26.5	
7510.50	-16.2	H	3.0	35.7	1.0	-51.0	-25.0	-26.0	
10014.00	-13.4	H	3.0	36.0	1.0	-48.4	-25.0	-23.4	
Mid Ch, 2593MHz									
5186.00	-18.0	V	3.0	35.4	1.0	-52.4	-25.0	-27.4	
7779.00	-16.2	V	3.0	35.8	1.0	-50.9	-25.0	-25.9	
10372.00	-12.9	V	3.0	35.8	1.0	-47.8	-25.0	-22.8	
5186.00	-17.6	H	3.0	35.4	1.0	-52.0	-25.0	-27.0	
7779.00	-16.0	H	3.0	35.8	1.0	-50.7	-25.0	-25.7	
10372.00	-12.8	H	3.0	35.8	1.0	-47.7	-25.0	-22.7	
High Ch, 2682.5MHz									
5365.00	-18.3	V	3.0	35.4	1.0	-52.7	-25.0	-27.7	
8047.50	-15.6	V	3.0	35.8	1.0	-50.4	-25.0	-25.4	
10730.00	-10.6	V	3.0	35.7	1.0	-45.3	-25.0	-20.3	
5365.00	-17.7	H	3.0	35.4	1.0	-52.2	-25.0	-27.2	
8047.50	-14.1	H	3.0	35.8	1.0	-48.9	-25.0	-23.9	
10730.00	-11.8	H	3.0	35.7	1.0	-46.5	-25.0	-21.5	

LTE B41 15MHz 16QAM

UL VERIFICATION SERVICES INC. FORM NO: CCSUP4031B
47173 BENICIA STREET, FREMONT, CA 94538, USA TEL: (510) 771-1000 FAX: (510) 661-0888
This report shall not be reproduced except in full, without the written approval of UL Verification Services Inc.

UL Verification Services, Inc.
Above 1GHz High Frequency Substitution Measurement

Company: SOMC
Project #: 12132730
Date: 3/7/2018
Test Engineer: 16069 OG
Configuration: EUT + SUPPORT EQUIPMENT
Location: Chamber A
Mode: LTE_QPSK Band 41 Harmonics, 20MHz Bandwidth

f MHz	SG reading (dBm)	Ant. Pol. (H/V)	Distance (m)	Preamp (dB)	Filter (dB)	EIRP (dBm)	Limit (dBm)	Delta (dB)	Notes
Low Ch, 2506MHz									
5012.00	-17.0	V	3.0	35.5	1.0	-51.5	-25.0	-26.5	
7518.00	-15.8	V	3.0	35.7	1.0	-50.6	-25.0	-25.6	
10024.00	-12.8	V	3.0	36.0	1.0	-47.8	-25.0	-22.8	
5012.00	-16.6	H	3.0	35.5	1.0	-51.0	-25.0	-26.0	
7518.00	-16.8	H	3.0	35.7	1.0	-51.5	-25.0	-26.5	
10024.00	-13.0	H	3.0	36.0	1.0	-48.1	-25.0	-23.1	
Mid Ch, 2593MHz									
5186.00	-17.4	V	3.0	35.4	1.0	-51.8	-25.0	-26.8	
7779.00	-15.7	V	3.0	35.8	1.0	-50.4	-25.0	-25.4	
10372.00	-12.2	V	3.0	35.8	1.0	-47.1	-25.0	-22.1	
5186.00	-18.0	H	3.0	35.4	1.0	-52.4	-25.0	-27.4	
7779.00	-15.7	H	3.0	35.8	1.0	-50.5	-25.0	-25.5	
10372.00	-13.0	H	3.0	35.8	1.0	-47.9	-25.0	-22.9	
High Ch, 2680MHz									
5360.00	-17.7	V	3.0	35.4	1.0	-52.1	-25.0	-27.1	
8040.00	-14.8	V	3.0	35.8	1.0	-49.6	-25.0	-24.6	
10720.00	-10.5	V	3.0	35.7	1.0	-45.2	-25.0	-20.2	
5360.00	-17.2	H	3.0	35.4	1.0	-51.7	-25.0	-26.7	
8040.00	-14.5	H	3.0	35.8	1.0	-49.3	-25.0	-24.3	
10720.00	-9.8	H	3.0	35.7	1.0	-44.4	-25.0	-19.4	

LTE B41 20MHz QPSK

UL Verification Services, Inc.
Above 1GHz High Frequency Substitution Measurement

Company: SOMC
Project #: 12132730
Date: 3/7/2018
Test Engineer: 16069 OG
Configuration: EUT + SUPPORT EQUIPMENT
Location: Chamber A
Mode: LTE_16QAM Band 41 Harmonics, 20MHz Bandwidth

f MHz	SG reading (dBm)	Ant. Pol. (H/V)	Distance (m)	Preamp (dB)	Filter (dB)	EIRP (dBm)	Limit (dBm)	Delta (dB)	Notes
Low Ch, 2506MHz									
5012.00	-16.6	V	3.0	35.5	1.0	-51.1	-25.0	-26.1	
7518.00	-15.7	V	3.0	35.7	1.0	-50.4	-25.0	-25.4	
10024.00	-13.4	V	3.0	36.0	1.0	-48.4	-25.0	-23.4	
5012.00	-16.4	H	3.0	35.5	1.0	-50.8	-25.0	-25.8	
7518.00	-15.9	H	3.0	35.7	1.0	-50.7	-25.0	-25.7	
10024.00	-13.9	H	3.0	36.0	1.0	-48.9	-25.0	-23.9	
Mid Ch, 2593MHz									
5186.00	-18.5	V	3.0	35.4	1.0	-52.9	-25.0	-27.9	
7779.00	-15.0	V	3.0	35.8	1.0	-49.8	-25.0	-24.8	
10372.00	-12.6	V	3.0	35.8	1.0	-47.5	-25.0	-22.5	
5186.00	-18.2	H	3.0	35.4	1.0	-52.7	-25.0	-27.7	
7779.00	-14.8	H	3.0	35.8	1.0	-49.5	-25.0	-24.5	
10372.00	-11.9	H	3.0	35.8	1.0	-46.8	-25.0	-21.8	
High Ch, 2680MHz									
5360.00	-17.5	V	3.0	35.4	1.0	-52.0	-25.0	-27.0	
8040.00	-14.1	V	3.0	35.8	1.0	-48.9	-25.0	-23.9	
10720.00	-12.0	V	3.0	35.7	1.0	-46.7	-25.0	-21.7	
5360.00	-18.6	H	3.0	35.4	1.0	-53.1	-25.0	-28.1	
8040.00	-14.9	H	3.0	35.8	1.0	-49.7	-25.0	-24.7	
10720.00	-10.8	H	3.0	35.7	1.0	-45.5	-25.0	-20.5	

LTE B41 20MHz 16QAM

This report shall not be reproduced except in full, without the written approval of UL Verification Services Inc.