Mode	71	
	Harmonic	
	2400-2483.5_802.11ax HE20_CH01_Partial RU 26/0_2412MHz	
ANT	6+7	
Pol.	Horizontal	Vertical
14.47G ~14.5G Avg	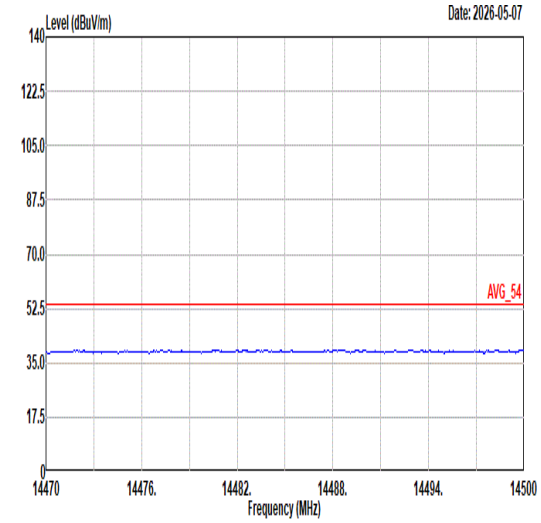 Site : 03CH12-HY Condition: AVG_54 3m 9120D-02114-250702 HORIZONTAL	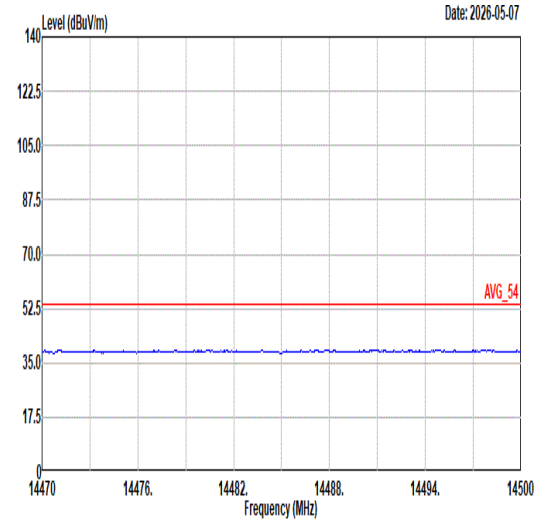 Site : 03CH12-HY Condition: AVG_54 3m 9120D-02114-250702 VERTICAL
17.7G ~18G Avg	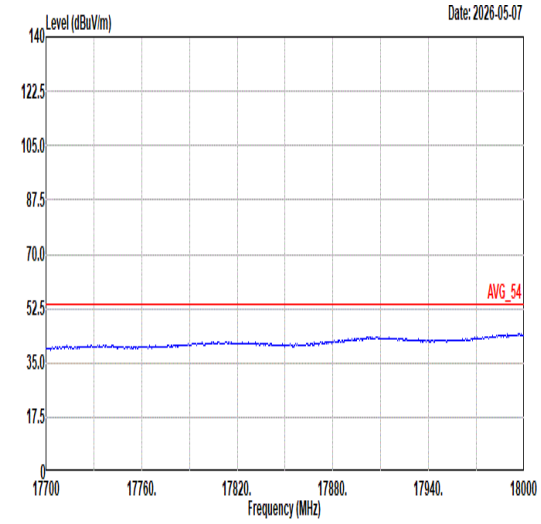 Site : 03CH12-HY Condition: AVG_54 3m 9120D-02114-250702 HORIZONTAL	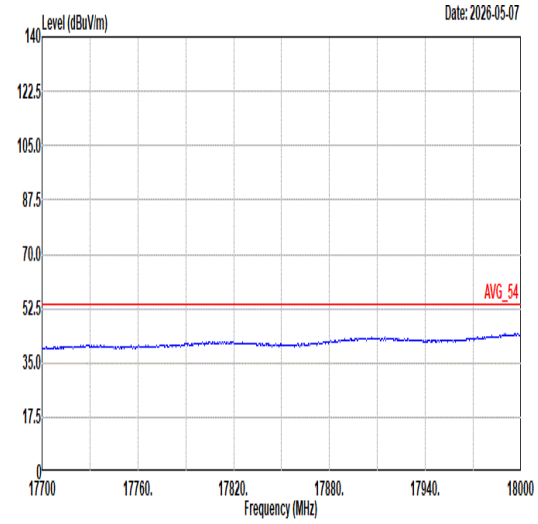 Site : 03CH12-HY Condition: AVG_54 3m 9120D-02114-250702 VERTICAL

Mode	72	
	Band Edge	
	2400-2483.5_802.11ax HE20_CH01_Partial RU 52/37_2412MHz	
ANT	6+7	
Pol.	Horizontal	Fundamental
Peak	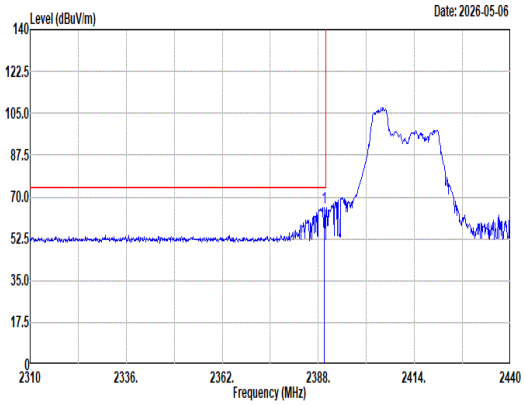 Site : 03CH12-HY Condition: PEAK_BE_74 3m 9120D-02114-250702 HORIZONTAL : RBW:1000.000kHz VBW:3000.000kHz SWT:Auto Freq Level Limit Line Margin Read Level Ant Factor Cable Loss Preamp Factor Aux Factor APos TPos Remark MHz dBuV/m dBuV/m dB dBuV dB/m dB dB dB cm deg 1 2389.56 65.49 74.00 -8.51 55.47 27.40 6.78 34.19 10.03 200 338 Peak	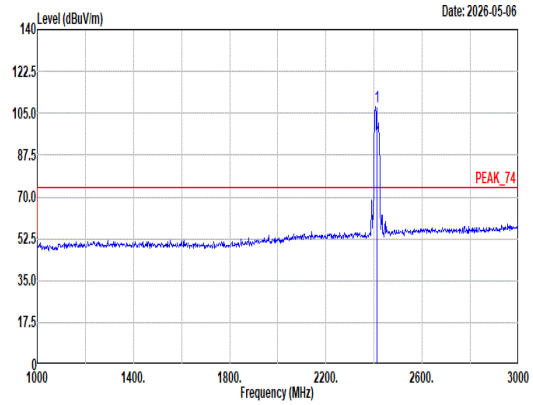 Site : 03CH12-HY Condition: PEAK_74 3m 9120D-02114-250702 HORIZONTAL : RBW:1000.000kHz VBW:3000.000kHz SWT:Auto Freq Level Limit Line Margin Read Level Ant Factor Cable Loss Preamp Factor Aux Factor APos TPos Remark MHz dBuV/m dBuV/m dB dBuV dB/m dB dB dB cm deg 1 2412.00 107.90 ------ ------ 97.83 27.40 6.81 34.17 10.03 200 338 Peak
Avg	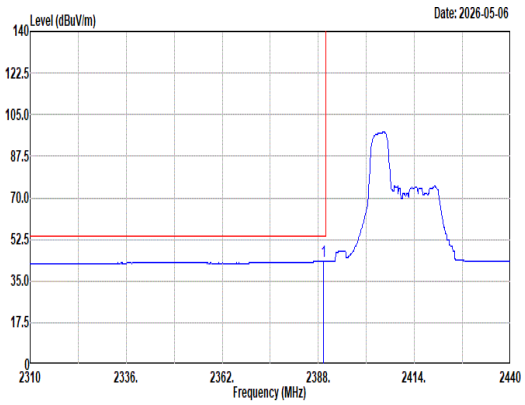 Site : 03CH12-HY Condition: AVG_BE_54 3m 9120D-02114-250702 HORIZONTAL : RBW:1000.000kHz VBW:0.010kHz SWT:Auto Freq Level Limit Line Margin Read Level Ant Factor Cable Loss Preamp Factor Aux Factor APos TPos Remark MHz dBuV/m dBuV/m dB dBuV dB/m dB dB dB cm deg 1 2389.43 43.30 54.00 -10.70 33.29 27.39 6.78 34.19 10.03 200 338 Average	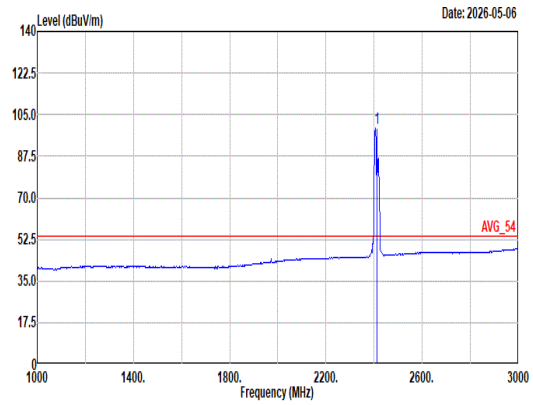 Site : 03CH12-HY Condition: AVG_54 3m 9120D-02114-250702 HORIZONTAL : RBW:1000.000kHz VBW:0.010kHz SWT:Auto Freq Level Limit Line Margin Read Level Ant Factor Cable Loss Preamp Factor Aux Factor APos TPos Remark MHz dBuV/m dBuV/m dB dBuV dB/m dB dB dB cm deg 1 2412.00 99.37 ------ ------ 89.30 27.40 6.81 34.17 10.03 200 338 Average

Mode	72	
	Band Edge	
	2400-2483.5_802.11ax HE20_CH01_Partial RU 52/37_2412MHz	
ANT	6+7	
Pol.	Vertical	Fundamental
Peak	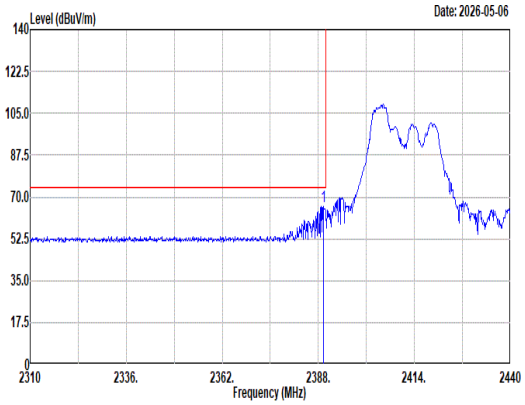 Site : 03CH12-HY Condition: PEAK_BE_74 3m 9120D-02114-250702 VERTICAL : RBW:1000.000kHz VBW:3000.000kHz SWT:Auto Freq Level Limit Line Margin Read Level Ant Factor Cable Loss Preamp Factor Aux Factor APos TPos Remark MHz dBuV/m dBuV/m dB dBuV dB/m dB dB dB cm deg 1 2389.43 65.87 74.00 -8.13 55.86 27.39 6.78 34.19 10.03 200 272 Peak	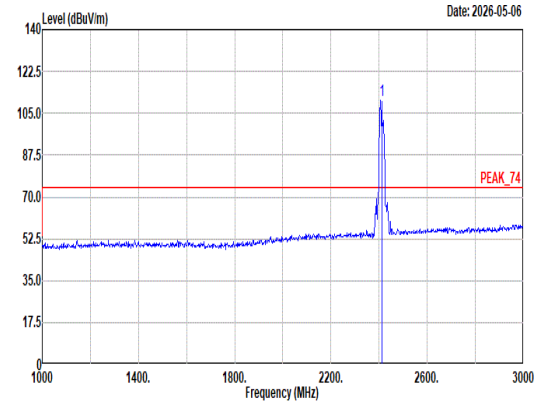 Site : 03CH12-HY Condition: PEAK_74 3m 9120D-02114-250702 VERTICAL : RBW:1000.000kHz VBW:3000.000kHz SWT:Auto Freq Level Limit Line Margin Read Level Ant Factor Cable Loss Preamp Factor Aux Factor APos TPos Remark MHz dBuV/m dBuV/m dB dBuV dB/m dB dB dB cm deg 1 2412.00 110.30 ------ ------ 100.23 27.40 6.81 34.17 10.03 200 272 Peak
Avg	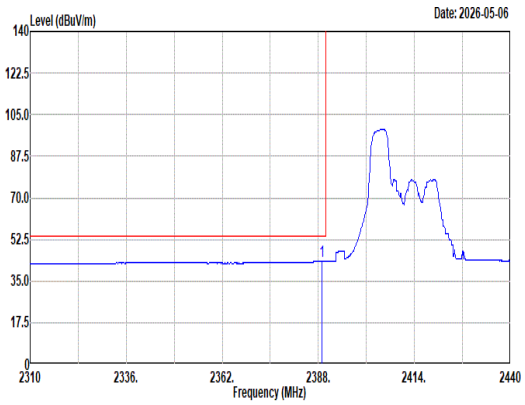 Site : 03CH12-HY Condition: AVG_BE_54 3m 9120D-02114-250702 VERTICAL : RBW:1000.000kHz VBW:0.010kHz SWT:Auto Freq Level Limit Line Margin Read Level Ant Factor Cable Loss Preamp Factor Aux Factor APos TPos Remark MHz dBuV/m dBuV/m dB dBuV dB/m dB dB dB cm deg 1 2389.04 43.29 54.00 -10.71 33.28 27.39 6.78 34.19 10.03 200 272 Average	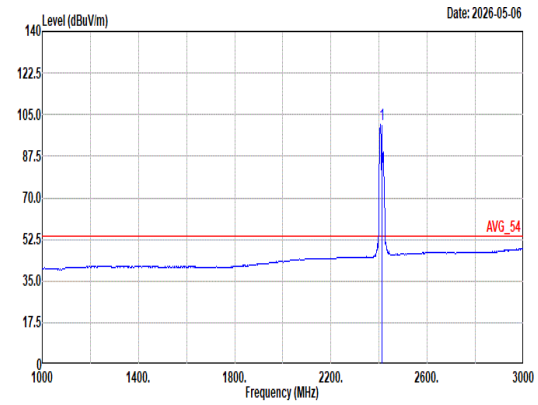 Site : 03CH12-HY Condition: AVG_54 3m 9120D-02114-250702 VERTICAL : RBW:1000.000kHz VBW:0.010kHz SWT:Auto Freq Level Limit Line Margin Read Level Ant Factor Cable Loss Preamp Factor Aux Factor APos TPos Remark MHz dBuV/m dBuV/m dB dBuV dB/m dB dB dB cm deg 1 2412.00 100.68 ------ ------ 90.61 27.40 6.81 34.17 10.03 200 272 Average

Mode	72	
	Harmonic	
	2400-2483.5_802.11ax HE20_CH01_Partial RU 52/37_2412MHz	
ANT	6+7	
Pol.	Horizontal	Vertical
Peak Avg	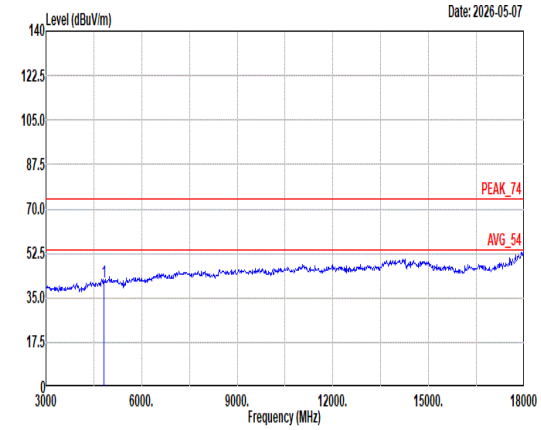 Site : 03CH12-HY Condition: PEAK_74 3m 9120D-02114-250702 HORIZONTAL Freq Level Limit Line Margin Read Level Ant Factor Cable Loss Preamp Factor Aux Factor APos TPos Remark MHz dBuV/m dBuV/m dB dBuV dB/m dB dB dB cm deg 1 4824.00 41.46 74.00 -32.54 52.71 32.44 11.55 55.86 0.62 -- -- Peak	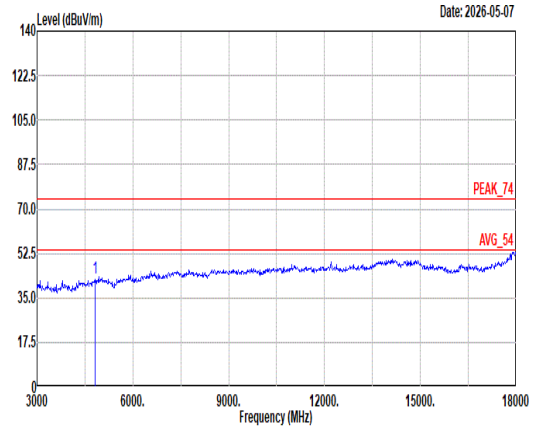 Site : 03CH12-HY Condition: PEAK_74 3m 9120D-02114-250702 VERTICAL Freq Level Limit Line Margin Read Level Ant Factor Cable Loss Preamp Factor Aux Factor APos TPos Remark MHz dBuV/m dBuV/m dB dBuV dB/m dB dB dB cm deg 1 4824.00 42.78 74.00 -31.22 54.03 32.44 11.55 55.86 0.62 -- -- Peak

Mode	72	
	Harmonic	
	2400-2483.5_802.11ax HE20_CH01_Partial RU 52/37_2412MHz	
ANT	6+7	
Pol.	Horizontal	Vertical
14.47G ~14.5G Avg	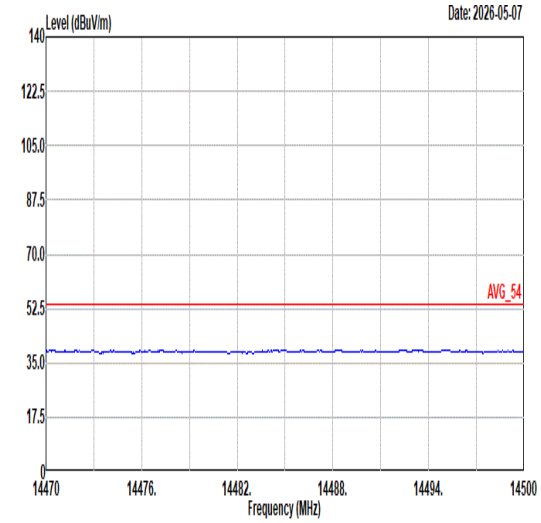 Site : 03CH12-HY Condition: AVG_54 3m 9120D-02114-250702 HORIZONTAL	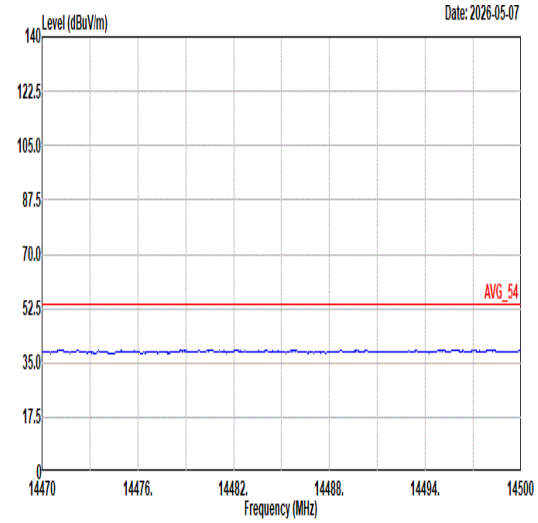 Site : 03CH12-HY Condition: AVG_54 3m 9120D-02114-250702 VERTICAL
17.7G ~18G Avg	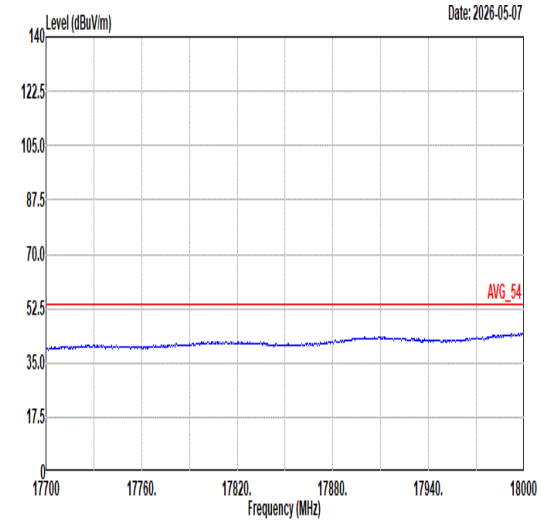 Site : 03CH12-HY Condition: AVG_54 3m 9120D-02114-250702 HORIZONTAL	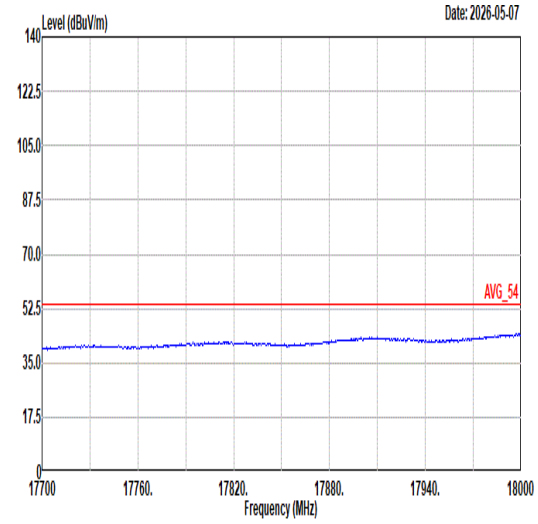 Site : 03CH12-HY Condition: AVG_54 3m 9120D-02114-250702 VERTICAL

Mode	73	
	Band Edge - L	
	2400-2483.5_802.11ax HE20_CH6_Partial RU 106/53_2437MHz	
ANT	6+7	
Pol.	Horizontal	Fundamental
Peak	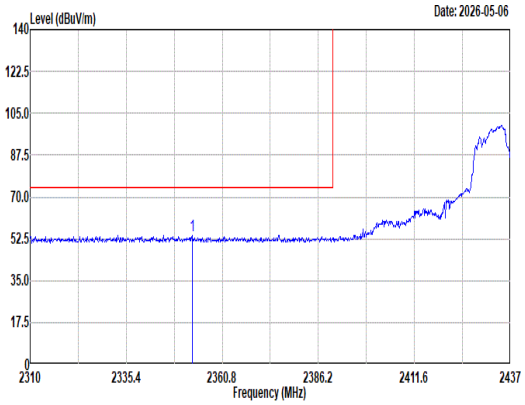 Site : 03CH12-HY Condition: PEAK_BE_74 3m 9120D-02114-250702 HORIZONTAL : RBW:1000.000kHz VBW:3000.000kHz SWT:Auto Freq Level Limit Line Margin Read Level Ant Factor Cable Loss Preamp Factor Aux Factor APos TPos Remark MHz dBuV/m dBuV/m dB dBuV dB/m dB dB dB cm deg 1 2352.80 54.06 74.00 -19.94 44.16 27.37 6.72 34.22 10.03 258 274 Peak	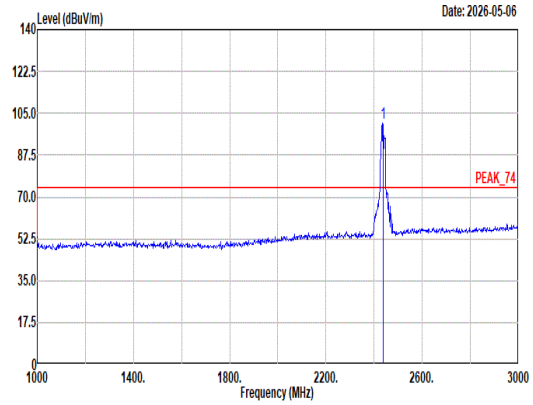 Site : 03CH12-HY Condition: PEAK_74 3m 9120D-02114-250702 HORIZONTAL : RBW:1000.000kHz VBW:3000.000kHz SWT:Auto Freq Level Limit Line Margin Read Level Ant Factor Cable Loss Preamp Factor Aux Factor APos TPos Remark MHz dBuV/m dBuV/m dB dBuV dB/m dB dB dB cm deg 1 2437.00 101.05 ------ ------ 90.71 27.60 6.85 34.14 10.03 258 274 Peak
Avg	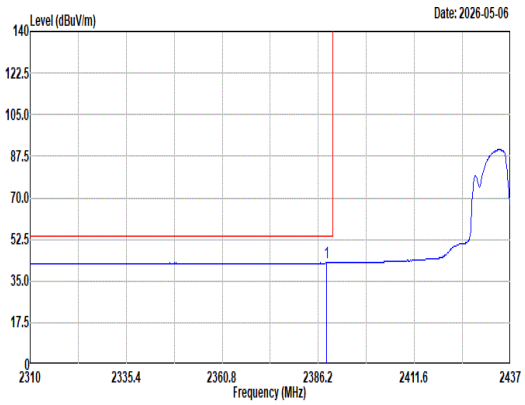 Site : 03CH12-HY Condition: AVG_BE_54 3m 9120D-02114-250702 HORIZONTAL : RBW:1000.000kHz VBW:0.010kHz SWT:Auto Freq Level Limit Line Margin Read Level Ant Factor Cable Loss Preamp Factor Aux Factor APos TPos Remark MHz dBuV/m dBuV/m dB dBuV dB/m dB dB dB cm deg 1 2388.36 42.58 54.00 -11.42 32.58 27.38 6.78 34.19 10.03 258 274 Average	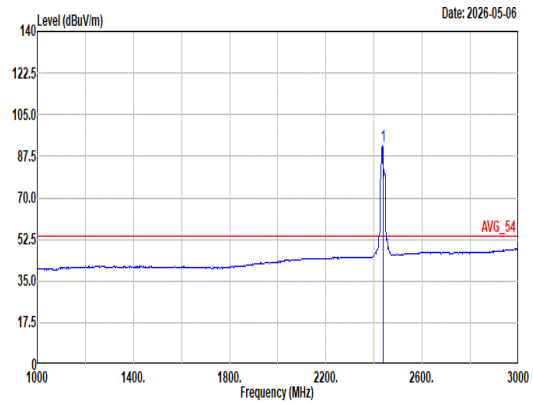 Site : 03CH12-HY Condition: AVG_54 3m 9120D-02114-250702 HORIZONTAL : RBW:1000.000kHz VBW:0.010kHz SWT:Auto Freq Level Limit Line Margin Read Level Ant Factor Cable Loss Preamp Factor Aux Factor APos TPos Remark MHz dBuV/m dBuV/m dB dBuV dB/m dB dB dB cm deg 1 2437.00 92.03 ------ ------ 81.69 27.60 6.85 34.14 10.03 258 274 Average

Mode	73	
	Band Edge - R	
	2400-2483.5_802.11ax HE20_CH6_Partial RU 106/53_2437MHz	
ANT	6+7	
Pol.	Horizontal	Fundamental
Peak	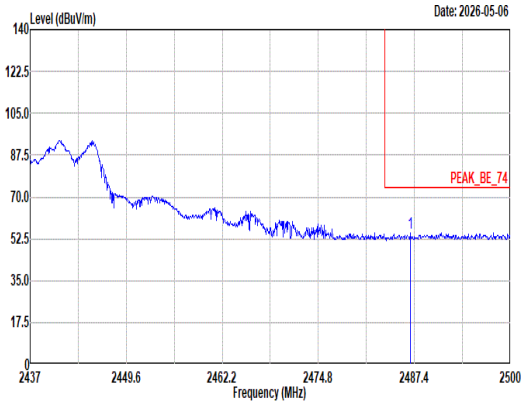 Site : 03CH12-HY Condition: PEAK_BE_74 3m 9120D-02114-250702 HORIZONTAL : RBW:1000.000kHz VBW:3000.000kHz SWT:Auto Freq Level Limit Line Margin Read Level Ant Factor Cable Loss Preamp Factor Aux Factor APos TPos Remark MHz dBuV/m dBuV/m dB dBuV dB/m dB dB dB cm deg 1 2486.90 55.04 74.00 -18.96 44.20 27.97 6.93 34.09 10.03 258 274 Peak	Blank
Avg	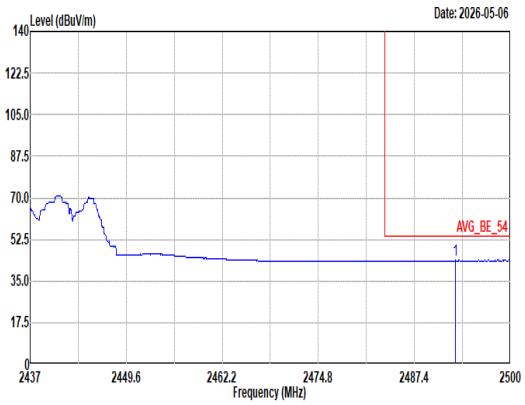 Site : 03CH12-HY Condition: AVG_BE_54 3m 9120D-02114-250702 HORIZONTAL : RBW:1000.000kHz VBW:0.010kHz SWT:Auto Freq Level Limit Line Margin Read Level Ant Factor Cable Loss Preamp Factor Aux Factor APos TPos Remark MHz dBuV/m dBuV/m dB dBuV dB/m dB dB dB cm deg 1 2492.76 43.61 54.00 -10.39 32.70 28.03 6.94 34.09 10.03 258 274 Average	Blank

Mode	73	
	Band Edge - L	
	2400-2483.5_802.11ax HE20_CH6_Partial RU 106/53_2437MHz	
ANT	6+7	
Pol.	Vertical	Fundamental
Peak	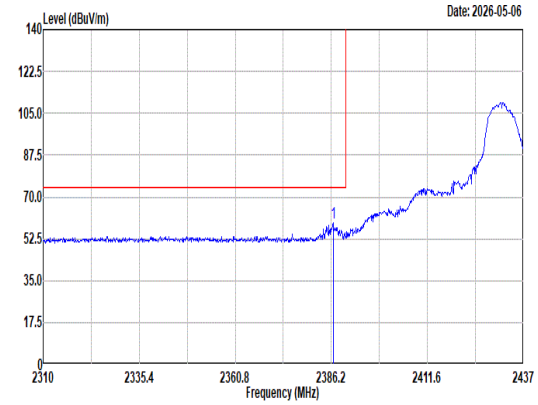 Site : 03CH12-HY Condition: PEAK_BE_74 3m 9120D-02114-250702 VERTICAL : RBW:1000.000kHz VBW:3000.000kHz SWT:Auto Freq Level Limit Line Margin Read Level Ant Factor Cable Loss Preamp Factor Aux Factor APos TPos Remark MHz dBuV/m dBuV/m dB dBuV dB/m dB dB dB cm deg 1 2386.71 59.11 74.00 -14.89 49.12 27.37 6.78 34.19 10.03 258 275 Peak	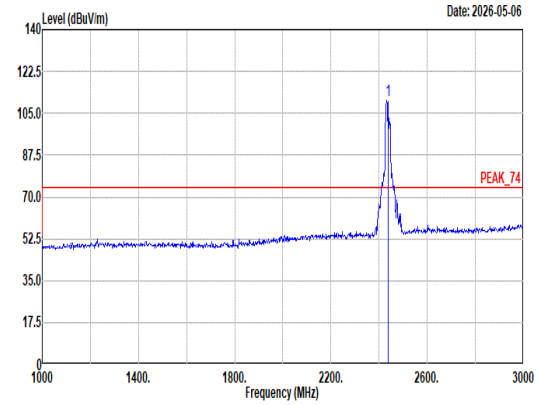 Site : 03CH12-HY Condition: PEAK_74 3m 9120D-02114-250702 VERTICAL : RBW:1000.000kHz VBW:3000.000kHz SWT:Auto Freq Level Limit Line Margin Read Level Ant Factor Cable Loss Preamp Factor Aux Factor APos TPos Remark MHz dBuV/m dBuV/m dB dBuV dB/m dB dB dB cm deg 1 2437.00 110.54 ------ ------ 100.21 27.60 6.85 34.15 10.03 258 275 Peak
Avg	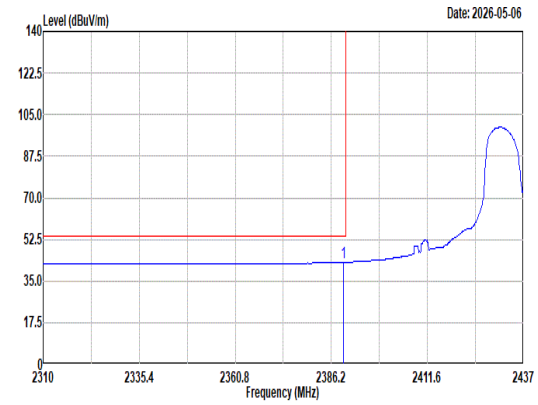 Site : 03CH12-HY Condition: AVG_BE_54 3m 9120D-02114-250702 VERTICAL : RBW:1000.000kHz VBW:0.010kHz SWT:Auto Freq Level Limit Line Margin Read Level Ant Factor Cable Loss Preamp Factor Aux Factor APos TPos Remark MHz dBuV/m dBuV/m dB dBuV dB/m dB dB dB cm deg 1 2389.38 42.94 54.00 -11.06 32.93 27.39 6.78 34.19 10.03 258 275 Average	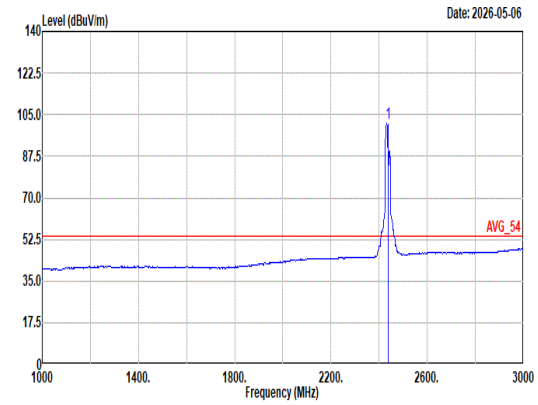 Site : 03CH12-HY Condition: AVG_54 3m 9120D-02114-250702 VERTICAL : RBW:1000.000kHz VBW:0.010kHz SWT:Auto Freq Level Limit Line Margin Read Level Ant Factor Cable Loss Preamp Factor Aux Factor APos TPos Remark MHz dBuV/m dBuV/m dB dBuV dB/m dB dB dB cm deg 1 2437.00 101.52 ------ ------ 91.19 27.60 6.85 34.15 10.03 258 275 Average

Mode	73	
	Band Edge - R	
	2400-2483.5_802.11ax HE20_CH6_Partial RU 106/53_2437MHz	
ANT	6+7	
Pol.	Vertical	Fundamental
Peak	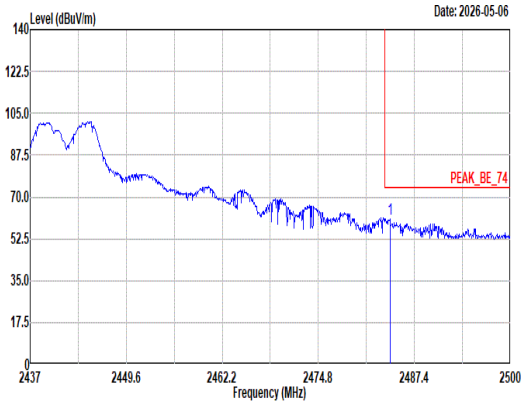 Site : 03CH12-HY Condition: PEAK_BE_74 3m 9120D-02114-250702 VERTICAL : RBW:1000.000kHz VBW:3000.000kHz SWT:Auto Limit Read Ant Cable Preamp Aux APos TPos Freq Level Line Margin Level Factor Loss Factor Factor Remark MHz dBuV/m dBuV/m dB dBuV dB/m dB dB dB cm deg 1 2484.19 60.72 74.00 -13.28 49.92 27.94 6.93 34.10 10.03 258 275 Peak	Blank
Avg	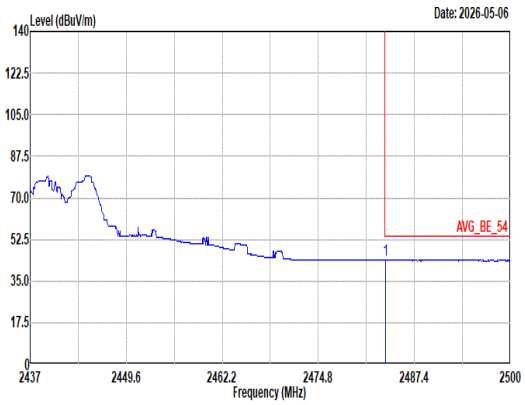 Site : 03CH12-HY Condition: AVG_BE_54 3m 9120D-02114-250702 VERTICAL : RBW:1000.000kHz VBW:0.010kHz SWT:Auto Limit Read Ant Cable Preamp Aux APos TPos Freq Level Line Margin Level Factor Loss Factor Factor Remark MHz dBuV/m dBuV/m dB dBuV dB/m dB dB dB cm deg 1 2483.62 43.72 54.00 -10.28 32.92 27.94 6.93 34.10 10.03 258 275 Average	Blank

Mode	73	
	Harmonic	
	2400-2483.5_802.11ax HE20_CH6_Partial RU 106/53_2437MHz	
ANT	6+7	
Pol.	Horizontal	Vertical
Peak Avg	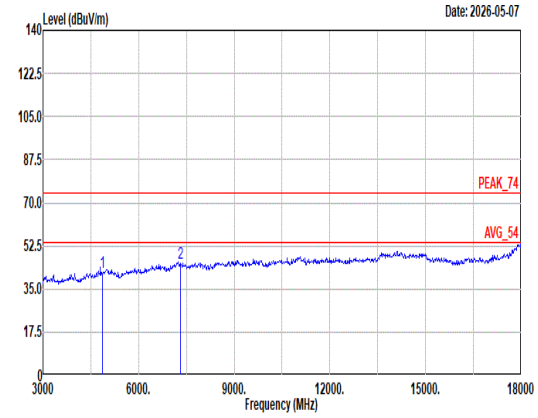 Site : 03CH12-HY Condition: PEAK_74 3m 9120D-02114-250702 HORIZONTAL Freq Level Limit Line Margin Read Level Ant Factor Cable Loss Preamp Factor Aux Factor APos TPos Remark 1 4874.00 41.80 74.00 -32.20 52.87 32.79 11.41 55.88 0.61 -- -- Peak 2 7311.00 45.69 74.00 -28.31 51.26 37.10 13.38 56.44 0.39 -- -- Peak	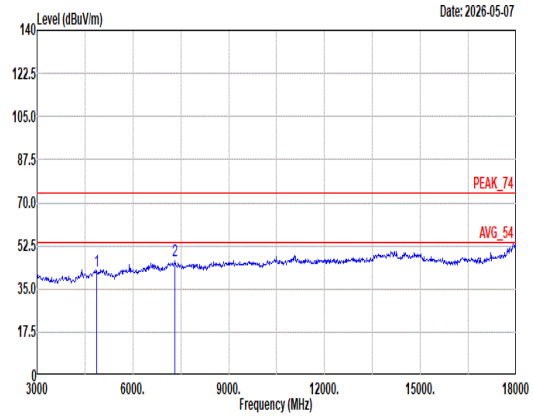 Site : 03CH12-HY Condition: PEAK_74 3m 9120D-02114-250702 VERTICAL Freq Level Limit Line Margin Read Level Ant Factor Cable Loss Preamp Factor Aux Factor APos TPos Remark 1 4874.00 42.04 74.00 -31.96 53.11 32.79 11.41 55.88 0.61 -- -- Peak 2 7311.00 46.71 74.00 -27.29 52.28 37.10 13.38 56.44 0.39 -- -- Peak

Mode	73	
	Harmonic	
	2400-2483.5_802.11ax HE20_CH6_Partial RU 106/53_2437MHz	
ANT	6+7	
Pol.	Horizontal	Vertical
14.47G ~14.5G Avg	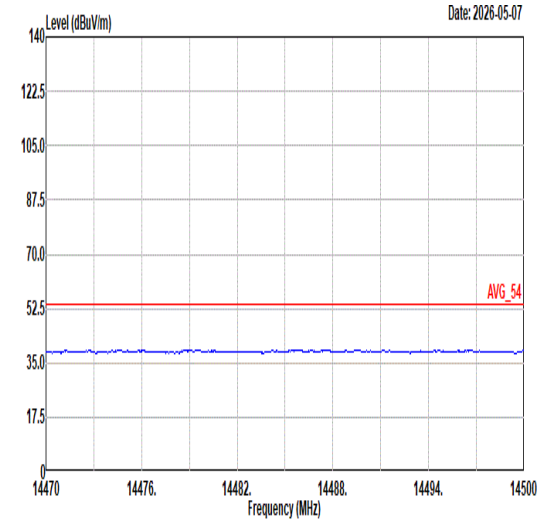 Site : 03CH12-HY Condition: AVG_54 3m 9120D-02114-250702 HORIZONTAL	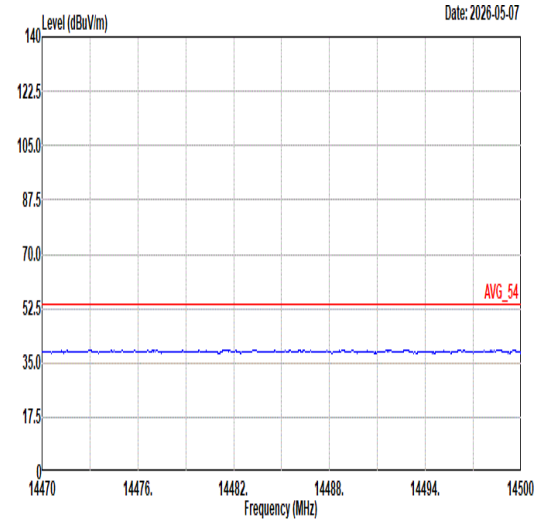 Site : 03CH12-HY Condition: AVG_54 3m 9120D-02114-250702 VERTICAL
17.7G ~18G Avg	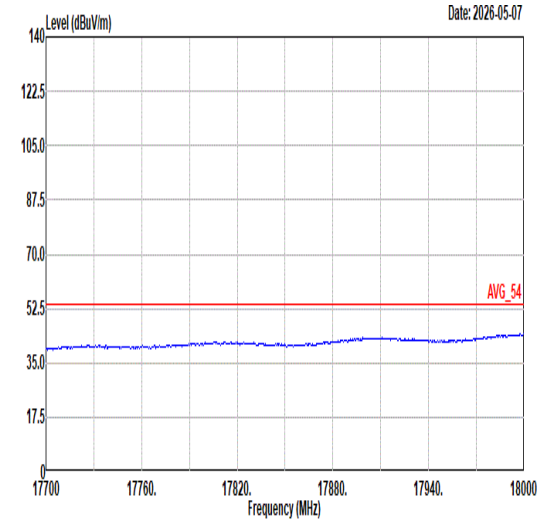 Site : 03CH12-HY Condition: AVG_54 3m 9120D-02114-250702 HORIZONTAL	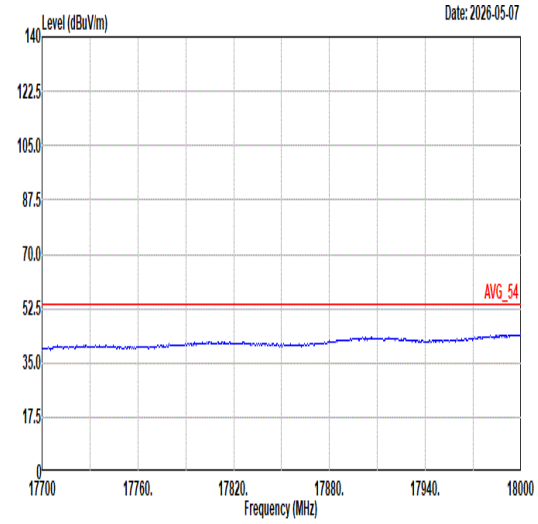 Site : 03CH12-HY Condition: AVG_54 3m 9120D-02114-250702 VERTICAL

Mode	74	
	Band Edge	
	2400-2483.5_802.11ax HE20_CH11_Partial RU 26/8_2462MHz	
ANT	6+7	
Pol.	Horizontal	Fundamental
Peak	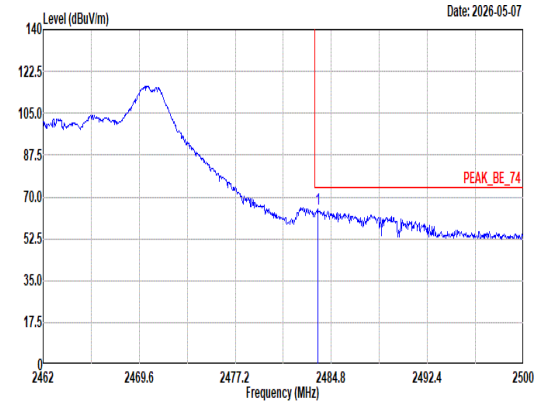 Site : 03CH12-HY Condition: PEAK_BE_74 3m 9120D-02114-250702 HORIZONTAL : RBW:1000.000kHz VBW:3000.000kHz SWT:Auto Freq Level Limit Line Margin Read Level Ant Factor Cable Loss Preamp Factor Aux Factor APos TPos Remark MHz dBuV/m dBuV/m dB dBuV dB/m dB dB dB cm deg 1 2483.74 64.74 74.00 -9.26 53.94 27.94 6.93 34.10 10.03 277 63 Peak	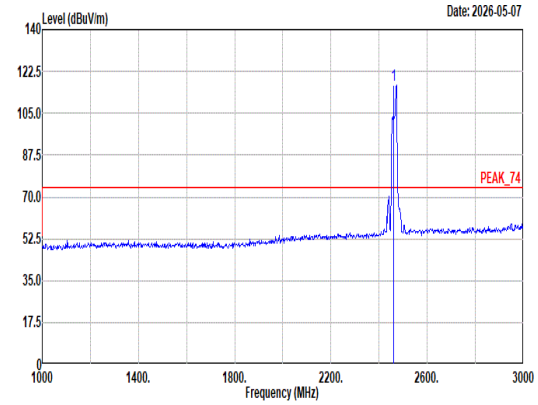 Site : 03CH12-HY Condition: PEAK_74 3m 9120D-02114-250702 HORIZONTAL : RBW:1000.000kHz VBW:3000.000kHz SWT:Auto Freq Level Limit Line Margin Read Level Ant Factor Cable Loss Preamp Factor Aux Factor APos TPos Remark MHz dBuV/m dBuV/m dB dBuV dB/m dB dB dB cm deg 1 2462.00 116.49 ------ ------ 105.84 27.82 6.91 34.11 10.03 277 63 Peak
Avg	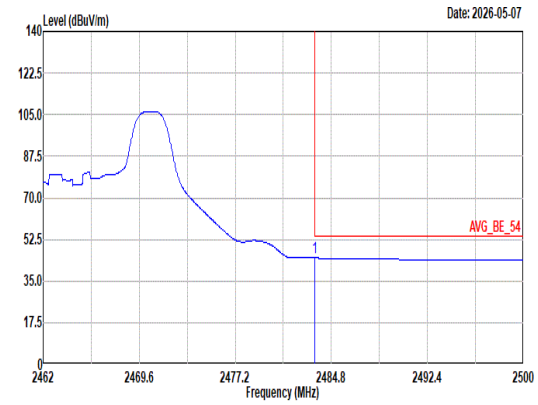 Site : 03CH12-HY Condition: AVG_BE_54 3m 9120D-02114-250702 HORIZONTAL : RBW:1000.000kHz VBW:0.010kHz SWT:Auto Freq Level Limit Line Margin Read Level Ant Factor Cable Loss Preamp Factor Aux Factor APos TPos Remark MHz dBuV/m dBuV/m dB dBuV dB/m dB dB dB cm deg 1 2483.51 44.74 54.00 -9.26 33.94 27.94 6.93 34.10 10.03 277 63 Average	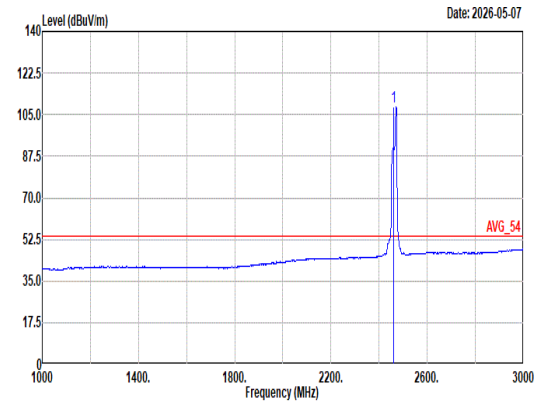 Site : 03CH12-HY Condition: AVG_54 3m 9120D-02114-250702 HORIZONTAL : RBW:1000.000kHz VBW:0.010kHz SWT:Auto Freq Level Limit Line Margin Read Level Ant Factor Cable Loss Preamp Factor Aux Factor APos TPos Remark MHz dBuV/m dBuV/m dB dBuV dB/m dB dB dB cm deg 1 2462.00 108.12 ------ ------ 97.49 27.80 6.91 34.11 10.03 277 63 Average

Mode	74	
	Band Edge	
	2400-2483.5_802.11ax HE20_CH11_Partial RU 26/8_2462MHz	
ANT	6+7	
Pol.	Vertical	Fundamental
Peak	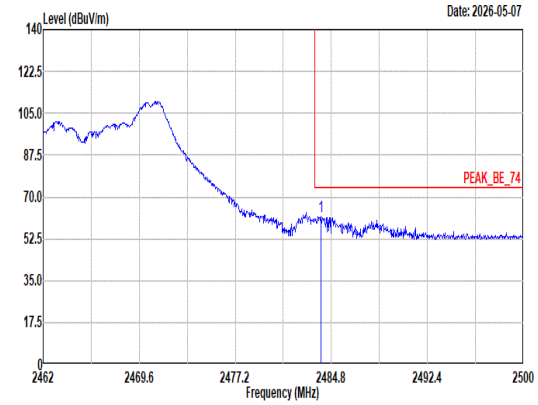 Site : 03CH12-HY Condition: PEAK_BE_74 3m 9120D-02114-250702 VERTICAL : RBW:1000.000kHz VBW:3000.000kHz SWT:Auto Freq Level Limit Line Margin Read Level Ant Factor Cable Loss Preamp Factor Aux Factor APos TPos Remark MHz dBuV/m dBuV/m dB dBuV dB/m dB dB dB cm deg 1 2483.96 61.78 74.00 -12.22 50.98 27.94 6.93 34.10 10.03 100 108 Peak	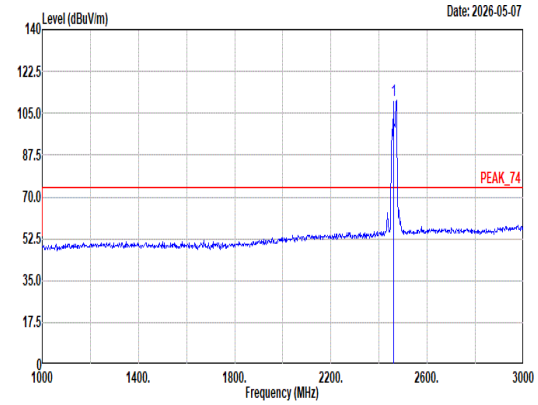 Site : 03CH12-HY Condition: PEAK_74 3m 9120D-02114-250702 VERTICAL : RBW:1000.000kHz VBW:3000.000kHz SWT:Auto Freq Level Limit Line Margin Read Level Ant Factor Cable Loss Preamp Factor Aux Factor APos TPos Remark MHz dBuV/m dBuV/m dB dBuV dB/m dB dB dB cm deg 1 2462.00 110.26 ------ ------ 99.61 27.82 6.91 34.11 10.03 100 108 Peak
Avg	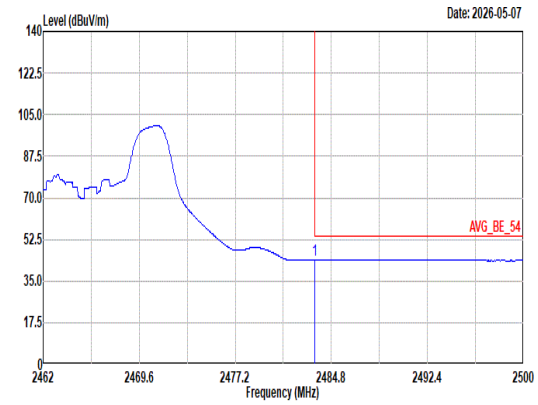 Site : 03CH12-HY Condition: AVG_BE_54 3m 9120D-02114-250702 VERTICAL : RBW:1000.000kHz VBW:0.010kHz SWT:Auto Freq Level Limit Line Margin Read Level Ant Factor Cable Loss Preamp Factor Aux Factor APos TPos Remark MHz dBuV/m dBuV/m dB dBuV dB/m dB dB dB cm deg 1 2483.51 43.91 54.00 -10.09 33.11 27.94 6.93 34.10 10.03 100 108 Average	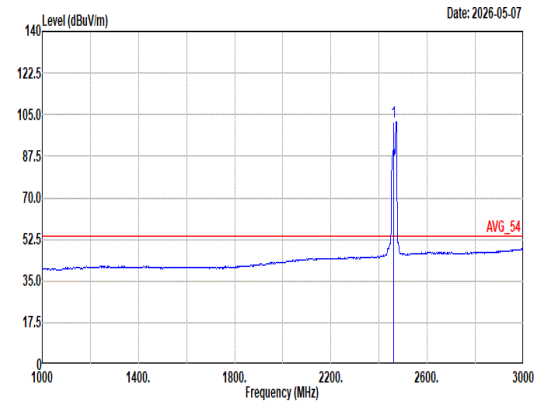 Site : 03CH12-HY Condition: AVG_54 3m 9120D-02114-250702 VERTICAL : RBW:1000.000kHz VBW:0.010kHz SWT:Auto Freq Level Limit Line Margin Read Level Ant Factor Cable Loss Preamp Factor Aux Factor APos TPos Remark MHz dBuV/m dBuV/m dB dBuV dB/m dB dB dB cm deg 1 2462.00 101.93 ------ ------ 91.30 27.80 6.91 34.11 10.03 100 108 Average

Mode	74	
	Harmonic	
	2400-2483.5_802.11ax HE20_CH11_Partial RU 26/8_2462MHz	
ANT	6+7	
Pol.	Horizontal	Vertical
Peak Avg	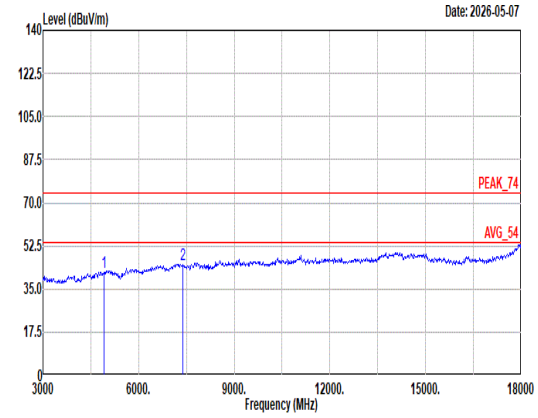 Site : 03CH12-HY Condition: PEAK_74 3m 9120D-02114-250702 HORIZONTAL Freq Level Limit Line Margin Read Level Ant Factor Cable Loss Preamp Factor Aux Factor APos TPos Remark MHz dBuV/m dBuV/m dB dBuV dB/m dB dB dB cm deg 1 4924.00 41.76 74.00 -32.24 52.60 33.19 11.27 55.90 0.60 -- -- Peak 2 7386.00 44.64 74.00 -29.36 50.27 36.96 13.46 56.47 0.42 -- -- Peak	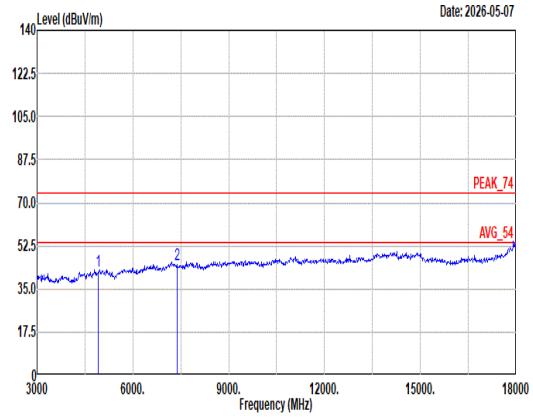 Site : 03CH12-HY Condition: PEAK_74 3m 9120D-02114-250702 VERTICAL Freq Level Limit Line Margin Read Level Ant Factor Cable Loss Preamp Factor Aux Factor APos TPos Remark MHz dBuV/m dBuV/m dB dBuV dB/m dB dB dB cm deg 1 4924.00 42.26 74.00 -31.74 53.10 33.19 11.27 55.90 0.60 -- -- Peak 2 7386.00 45.14 74.00 -28.86 50.77 36.96 13.46 56.47 0.42 -- -- Peak

Mode	74	
	Harmonic	
	2400-2483.5_802.11ax HE20_CH11_Partial RU 26/8_2462MHz	
ANT	6+7	
Pol.	Horizontal	Vertical
14.47G ~14.5G Avg	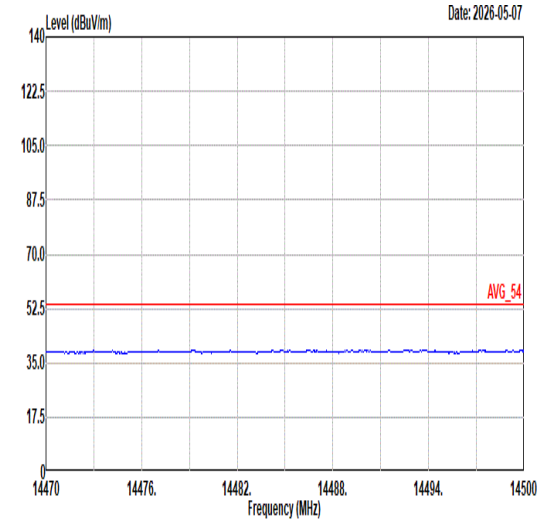 Site : 03CH12-HY Condition: AVG_54 3m 9120D-02114-250702 HORIZONTAL	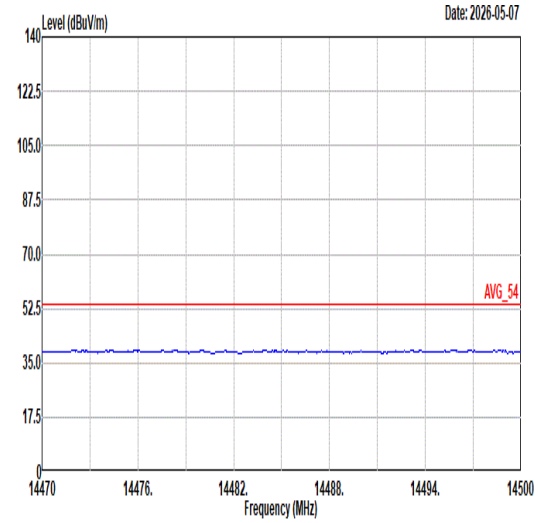 Site : 03CH12-HY Condition: AVG_54 3m 9120D-02114-250702 VERTICAL
17.7G ~18G Avg	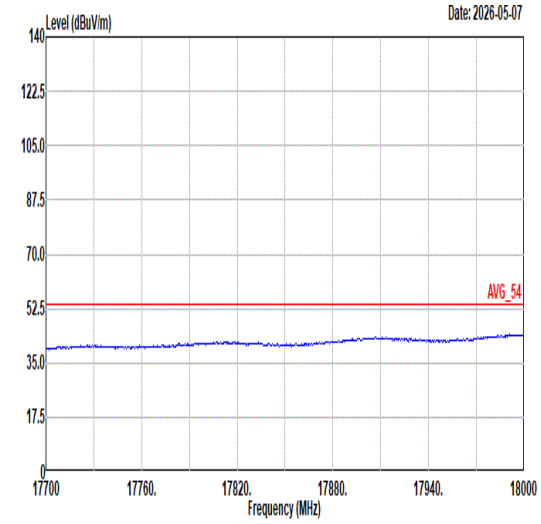 Site : 03CH12-HY Condition: AVG_54 3m 9120D-02114-250702 HORIZONTAL	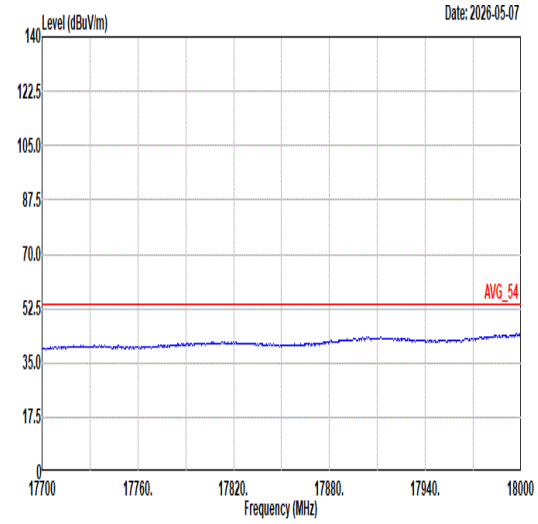 Site : 03CH12-HY Condition: AVG_54 3m 9120D-02114-250702 VERTICAL

Mode	75	
	Band Edge	
	2400-2483.5_802.11ax HE20_CH11_Partial RU 52/40_2462MHz	
ANT	6+7	
Pol.	Horizontal	Fundamental
Peak	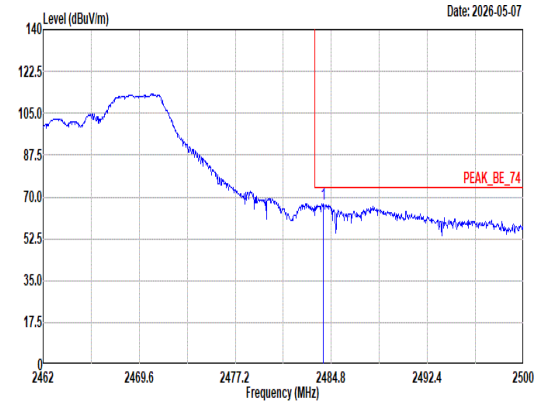 Site : 03CH12-HY Condition: PEAK_BE_74 3m 9120D-02114-250702 HORIZONTAL : RBW:1000.000kHz VBW:3000.000kHz SWT:Auto Freq Level Limit Line Margin Read Level Ant Factor Cable Loss Preamp Factor Aux Factor APos TPos Remark MHz dBuV/m dBuV/m dB dBuV dB/m dB dB dB cm deg 1 2484.15 67.27 74.00 -6.73 56.47 27.94 6.93 34.10 10.03 276 66 Peak	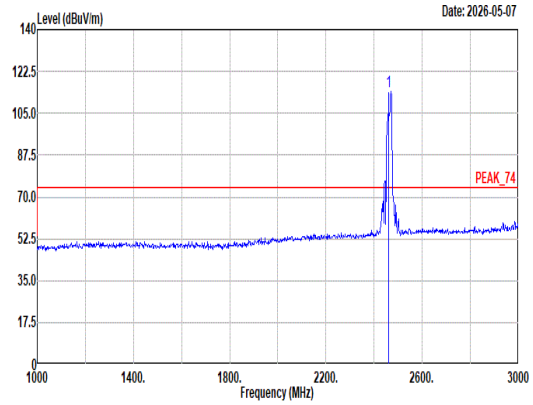 Site : 03CH12-HY Condition: PEAK_74 3m 9120D-02114-250702 HORIZONTAL : RBW:1000.000kHz VBW:3000.000kHz SWT:Auto Freq Level Limit Line Margin Read Level Ant Factor Cable Loss Preamp Factor Aux Factor APos TPos Remark MHz dBuV/m dBuV/m dB dBuV dB/m dB dB dB cm deg 1 2462.00 114.16 ------ ------ 103.53 27.80 6.91 34.11 10.03 276 66 Peak
Avg	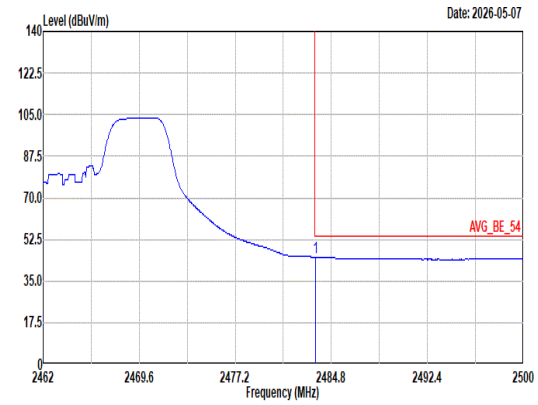 Site : 03CH12-HY Condition: AVG_BE_54 3m 9120D-02114-250702 HORIZONTAL : RBW:1000.000kHz VBW:0.010kHz SWT:Auto Freq Level Limit Line Margin Read Level Ant Factor Cable Loss Preamp Factor Aux Factor APos TPos Remark MHz dBuV/m dBuV/m dB dBuV dB/m dB dB dB cm deg 1 2483.55 45.06 54.00 -8.94 34.26 27.94 6.93 34.10 10.03 276 66 Average	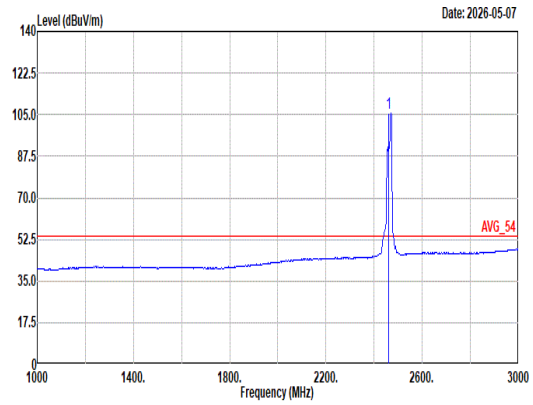 Site : 03CH12-HY Condition: AVG_54 3m 9120D-02114-250702 HORIZONTAL : RBW:1000.000kHz VBW:0.010kHz SWT:Auto Freq Level Limit Line Margin Read Level Ant Factor Cable Loss Preamp Factor Aux Factor APos TPos Remark MHz dBuV/m dBuV/m dB dBuV dB/m dB dB dB cm deg 1 2462.00 105.55 ------ ------ 94.92 27.80 6.91 34.11 10.03 276 66 Average

Mode	75	
	Band Edge	
	2400-2483.5_802.11ax HE20_CH11_Partial RU 52/40_2462MHz	
ANT	6+7	
Pol.	Vertical	Fundamental
Peak	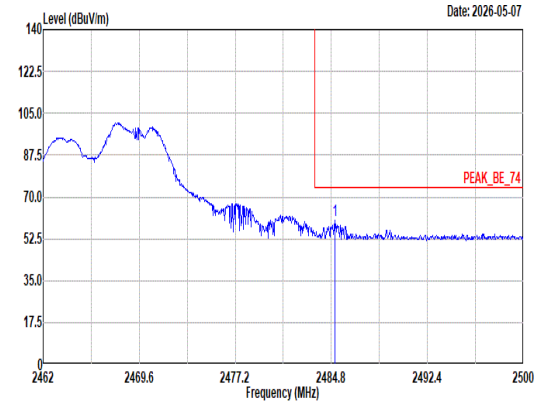 Site : 03CH12-HY Condition: PEAK_BE_74 3m 9120D-02114-250702 VERTICAL : RBW:1000.000kHz VBW:3000.000kHz SWT:Auto Freq Level Limit Line Margin Read Level Ant Factor Cable Loss Preamp Factor Aux Factor APos TPos Remark MHz dBuV/m dBuV/m dB dBuV dB/m dB dB dB cm deg 1 2485.10 60.08 74.00 -13.92 49.26 27.95 6.93 34.09 10.03 282 64 Peak	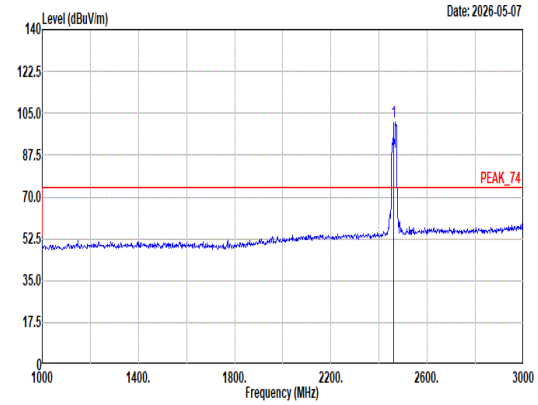 Site : 03CH12-HY Condition: PEAK_74 3m 9120D-02114-250702 VERTICAL : RBW:1000.000kHz VBW:3000.000kHz SWT:Auto Freq Level Limit Line Margin Read Level Ant Factor Cable Loss Preamp Factor Aux Factor APos TPos Remark MHz dBuV/m dBuV/m dB dBuV dB/m dB dB dB cm deg 1 2462.00 101.50 ------ ------ 90.90 27.78 6.90 34.11 10.03 282 64 Peak
Avg	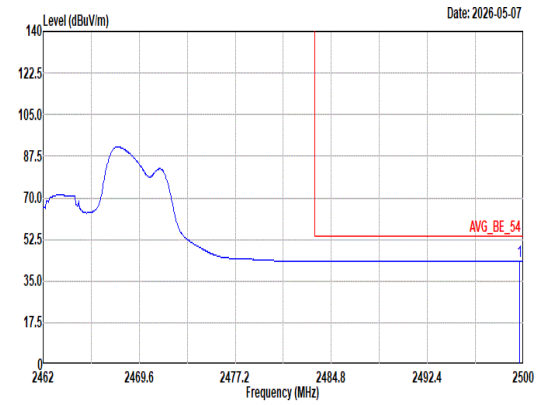 Site : 03CH12-HY Condition: AVG_BE_54 3m 9120D-02114-250702 VERTICAL : RBW:1000.000kHz VBW:0.010kHz SWT:Auto Freq Level Limit Line Margin Read Level Ant Factor Cable Loss Preamp Factor Aux Factor APos TPos Remark MHz dBuV/m dBuV/m dB dBuV dB/m dB dB dB cm deg 1 2499.70 43.43 54.00 -10.57 32.43 28.10 6.95 34.08 10.03 282 64 Average	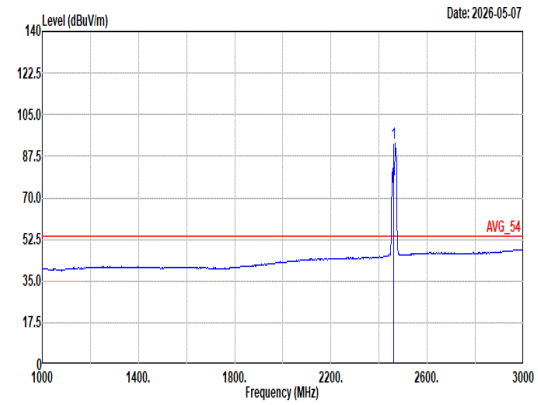 Site : 03CH12-HY Condition: AVG_54 3m 9120D-02114-250702 VERTICAL : RBW:1000.000kHz VBW:0.010kHz SWT:Auto Freq Level Limit Line Margin Read Level Ant Factor Cable Loss Preamp Factor Aux Factor APos TPos Remark MHz dBuV/m dBuV/m dB dBuV dB/m dB dB dB cm deg 1 2462.00 92.74 ------ ------ 82.14 27.78 6.90 34.11 10.03 282 64 Average

Mode	75	
	Harmonic	
	2400-2483.5_802.11ax HE20_CH11_Partial RU 52/40_2462MHz	
ANT	6+7	
Pol.	Horizontal	Vertical
Peak Avg	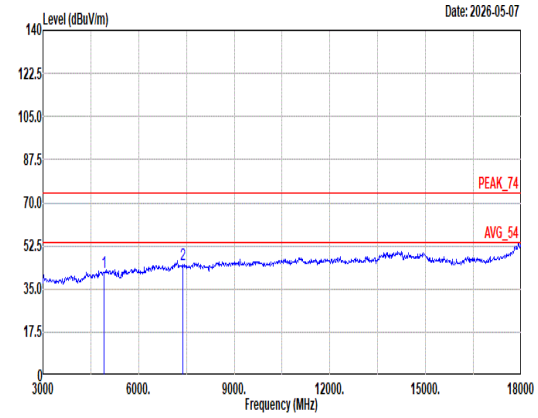 Site : 03CH12-HY Condition: PEAK_74 3m 9120D-02114-250702 HORIZONTAL Freq Level Limit Line Margin Read Level Ant Factor Cable Loss Preamp Factor Aux Factor APos TPos Remark MHz dBuV/m dBuV/m dB dBuV dB/m dB dB dB cm deg 1 4924.00 41.89 74.00 -32.11 52.73 33.19 11.27 55.90 0.60 -- -- Peak 2 7386.00 44.73 74.00 -29.27 50.36 36.96 13.46 56.47 0.42 -- -- Peak	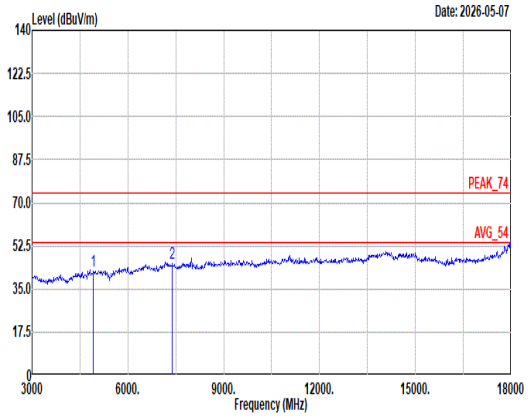 Site : 03CH12-HY Condition: PEAK_74 3m 9120D-02114-250702 VERTICAL Freq Level Limit Line Margin Read Level Ant Factor Cable Loss Preamp Factor Aux Factor APos TPos Remark MHz dBuV/m dBuV/m dB dBuV dB/m dB dB dB cm deg 1 4924.00 42.06 74.00 -31.94 52.90 33.19 11.27 55.90 0.60 -- -- Peak 2 7386.00 45.46 74.00 -28.54 51.09 36.96 13.46 56.47 0.42 -- -- Peak

Mode	75	
	Harmonic	
	2400-2483.5_802.11ax HE20_CH11_Partial RU 52/40_2462MHz	
ANT	6+7	
Pol.	Horizontal	Vertical
14.47G ~14.5G Avg	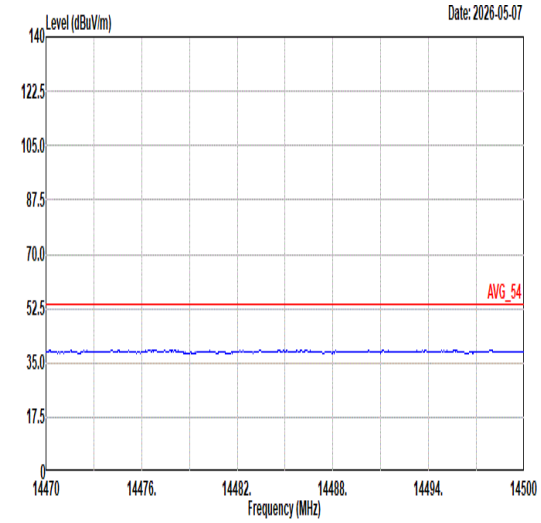 Site : 03CH12-HY Condition: AVG_54 3m 9120D-02114-250702 HORIZONTAL	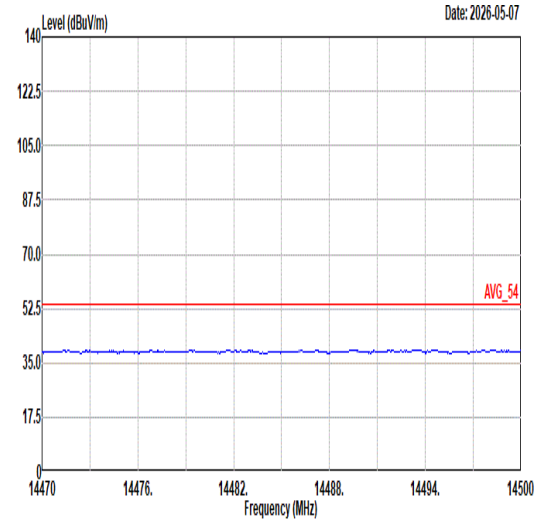 Site : 03CH12-HY Condition: AVG_54 3m 9120D-02114-250702 VERTICAL
17.7G ~18G Avg	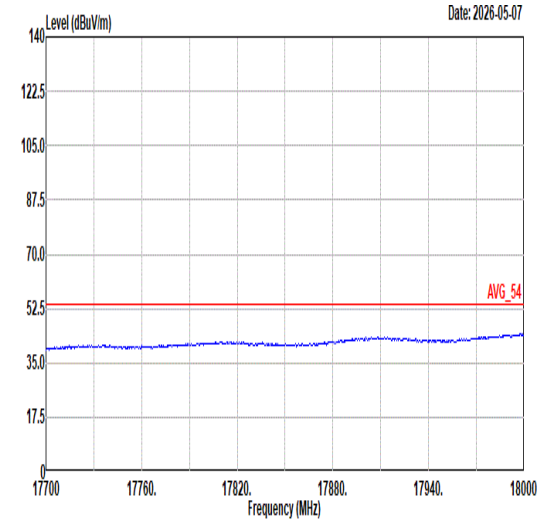 Site : 03CH12-HY Condition: AVG_54 3m 9120D-02114-250702 HORIZONTAL	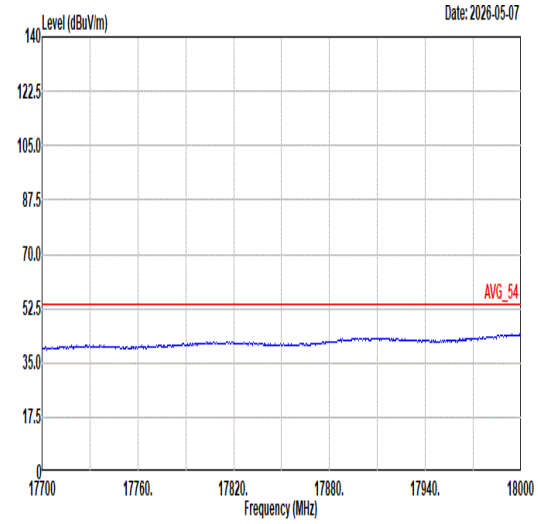 Site : 03CH12-HY Condition: AVG_54 3m 9120D-02114-250702 VERTICAL

Appendix D. Duty Cycle Plots

Antenna	Band	Duty Cycle (%)	T(us)	1/T(kHz)	VBW Setting
6+7	802.11b	98.84	-	-	10Hz
6+7	802.11g	99.29	-	-	10Hz
6+7	2.4GHz 802.11n HT20	99.74	-	-	10Hz
6+7	2.4GHz 802.11ax HE20 Full RU	99.76	-	-	10Hz
6+7	2.4GHz 802.11ax HE20 26 RU	99.53	-	-	10Hz
6+7	2.4GHz 802.11ax HE20 52 RU	99.55	-	-	10Hz
6+7	2.4GHz 802.11ax HE20 106 RU	99.52	-	-	10Hz

<Ant. 6+7>

802.11b

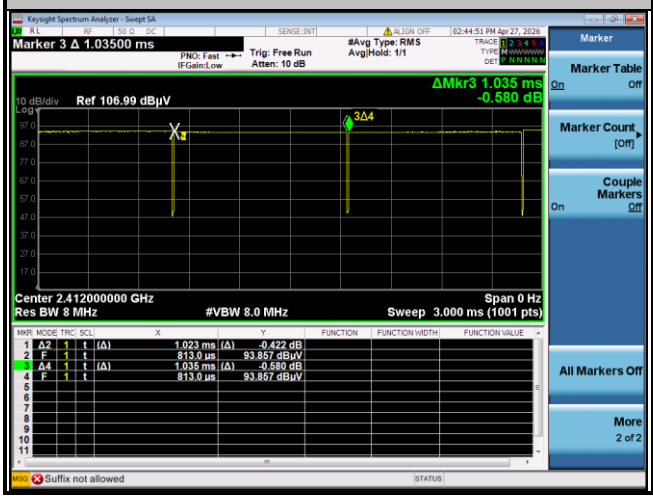

802.11g

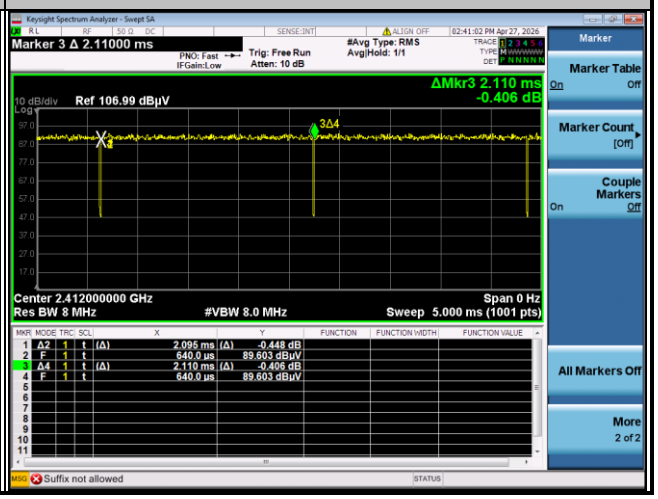

802.11n HT20

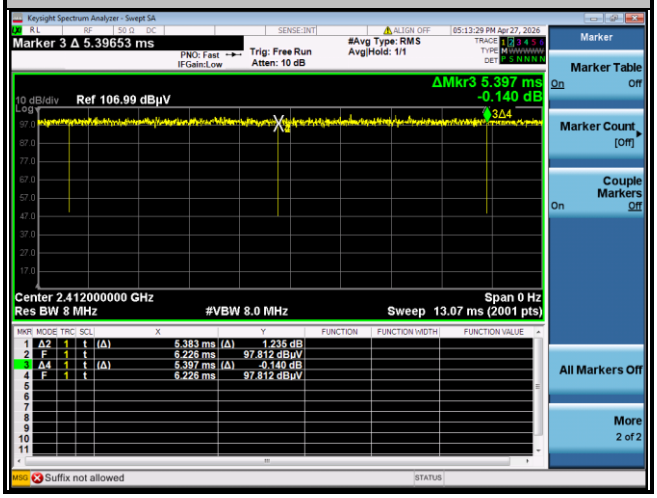

802.11ax HE20

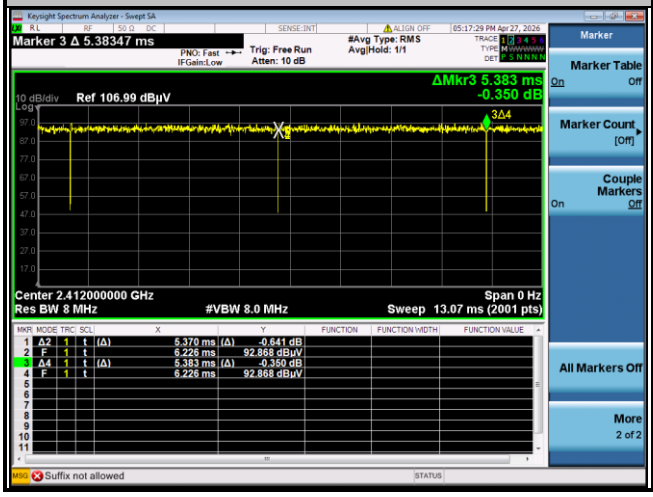

802.11ax HE20 26RU

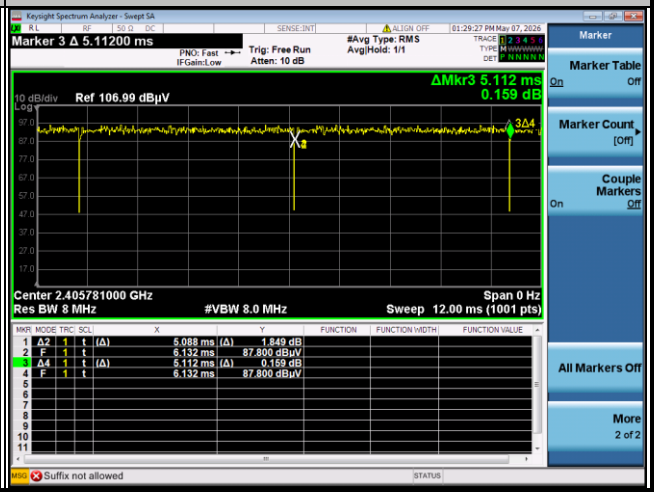

802.11ax HE20 52RU

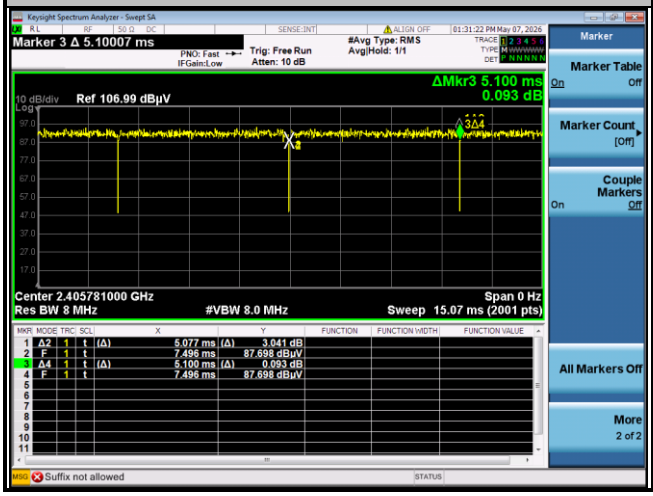

802.11ax HE20 106RU

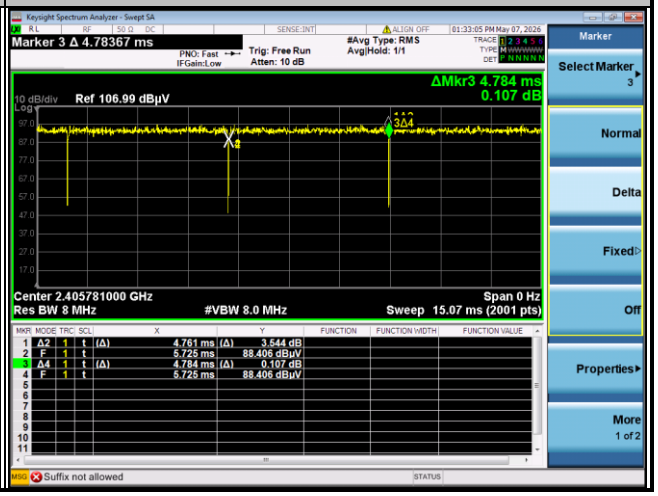

Appendix E. Spot Check Evaluation on PY7-52715J

Conducted power test configurations were selected from the worst cases identified in the reference model and tested to demonstrate the test data from reference model remains representative for the variant model.

The deviation between the spot check and the referenced values is within 1dB, therefore data referencing is justified according to the guidance in the TCB inquiry

Mode	Test Item	PY7-75158T Reference Worst mode Test Result	PY7-52715J Variant Check Test Result	Deviation	Limit (dB)
WLAN2.4G	Average Output Power	15.91 dBm	15.96dBm	0.05	Deviation (ddB) < 1 dB

———THE END———