Test Mode :	802.11b	Test Channel :	11

100kHz PSD reference Level

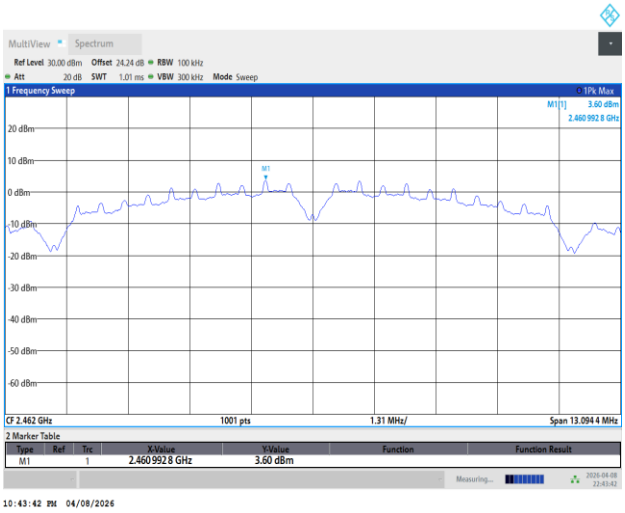

Channel 11 Plot

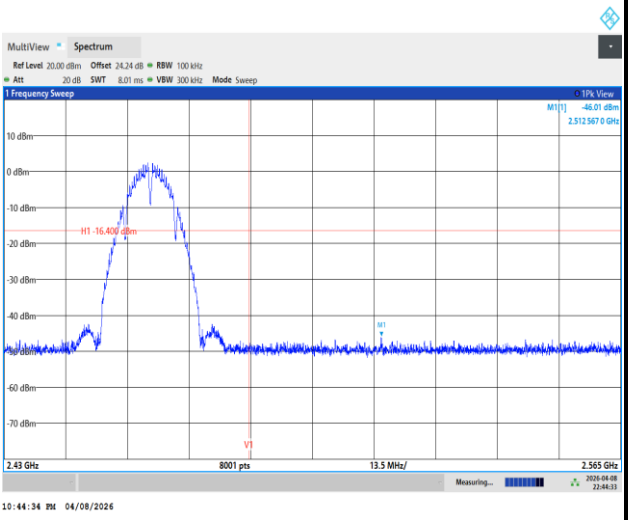

Spurious Emission 30MHz~1GHz

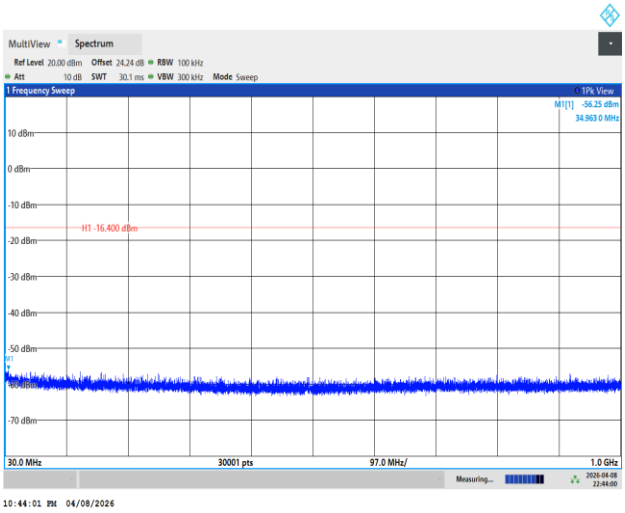

Spurious Emission 1GHz~26.5GHz

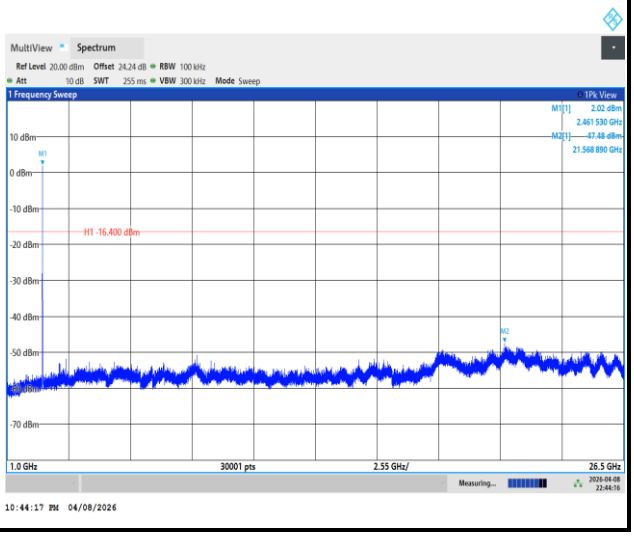

Test Mode :	802.11g	Test Channel :	01

100kHz PSD reference Level

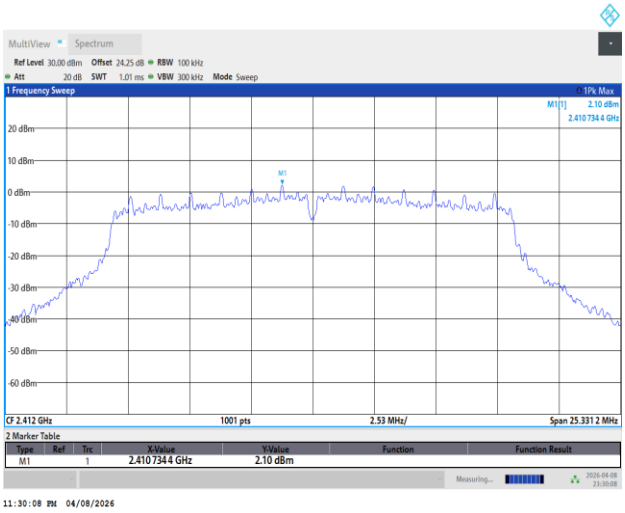

Channel 01 Plot

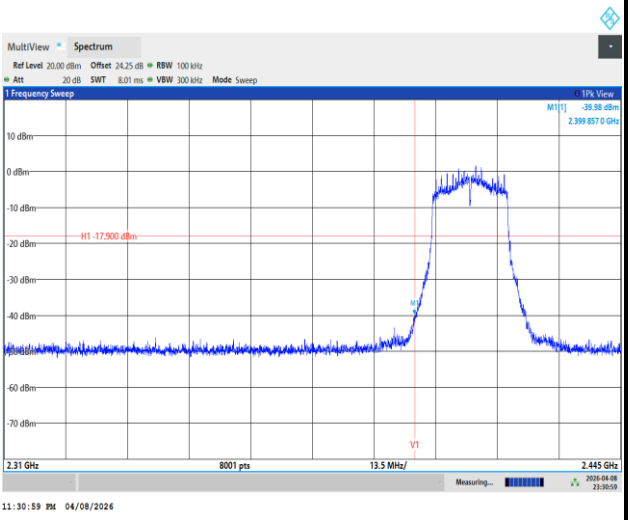

Spurious Emission 30MHz~1GHz

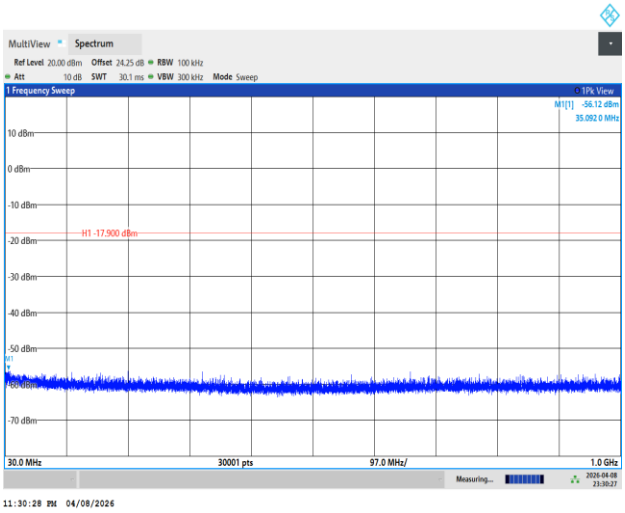

Spurious Emission 1GHz~26.5GHz

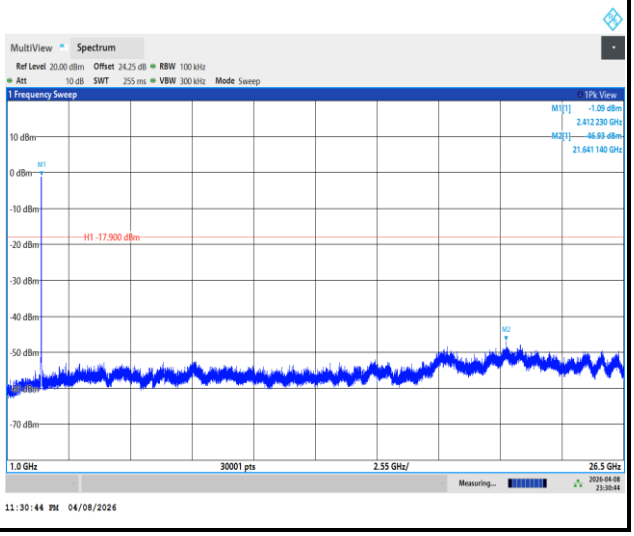

Test Mode :	802.11g	Test Channel :	06

100kHz PSD reference Level	Channel 06 Plot
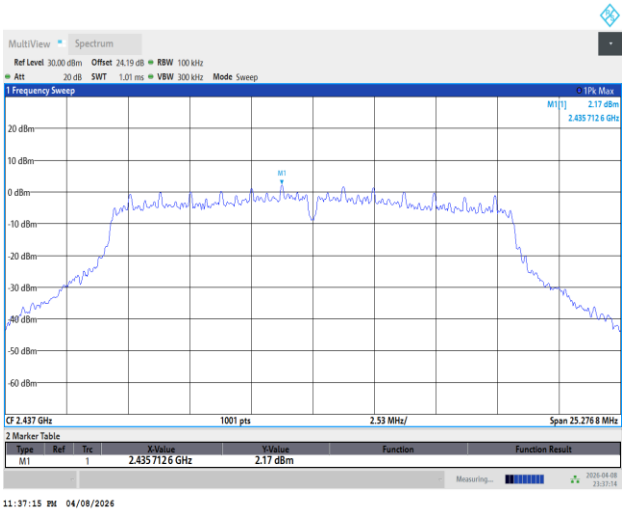	Blank

Spurious Emission 30MHz~1GHz	Spurious Emission 1GHz~26.5GHz
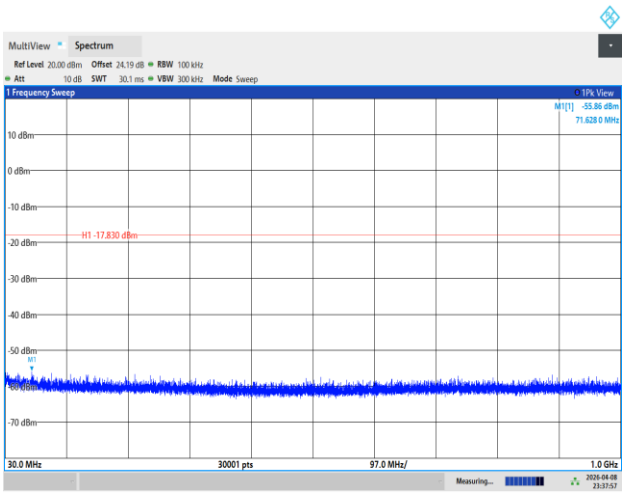	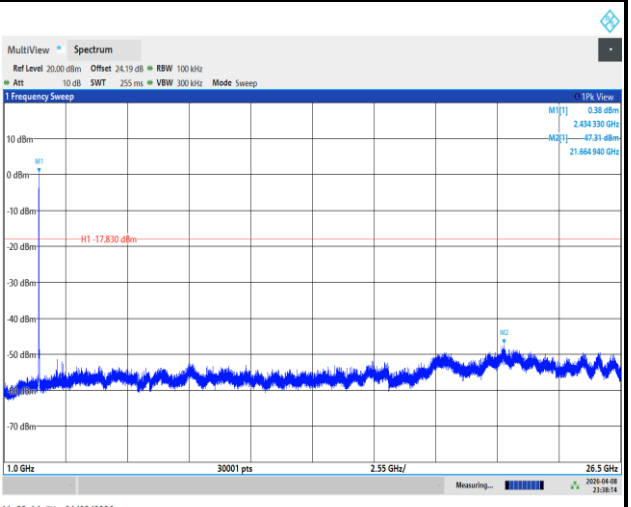

Test Mode :	802.11g	Test Channel :	11

100kHz PSD reference Level

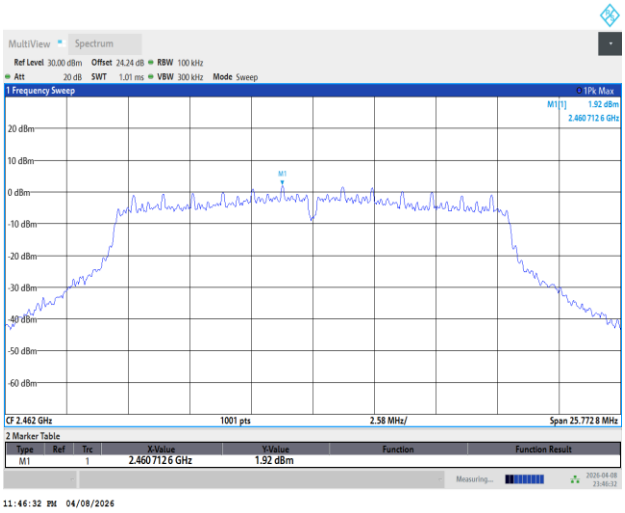

Channel 11 Plot

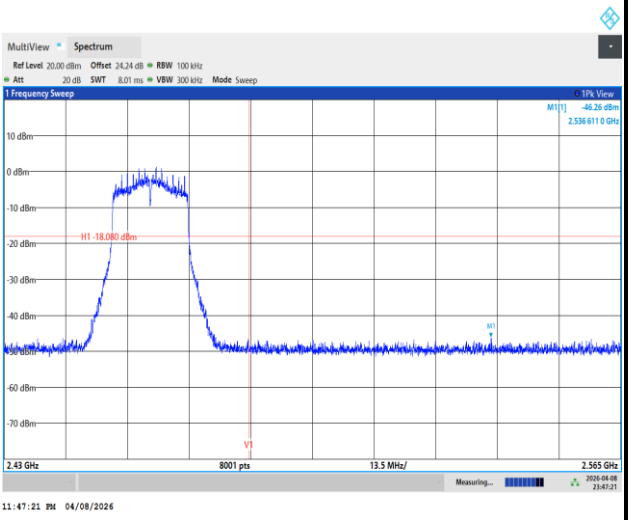

Spurious Emission 30MHz~1GHz

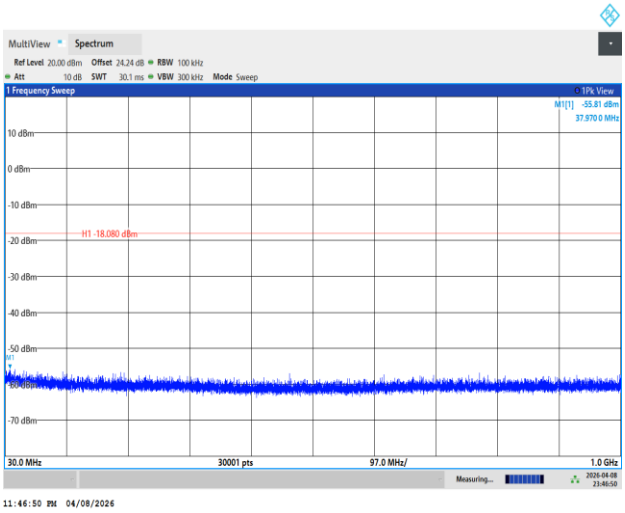

Spurious Emission 1GHz~26.5GHz

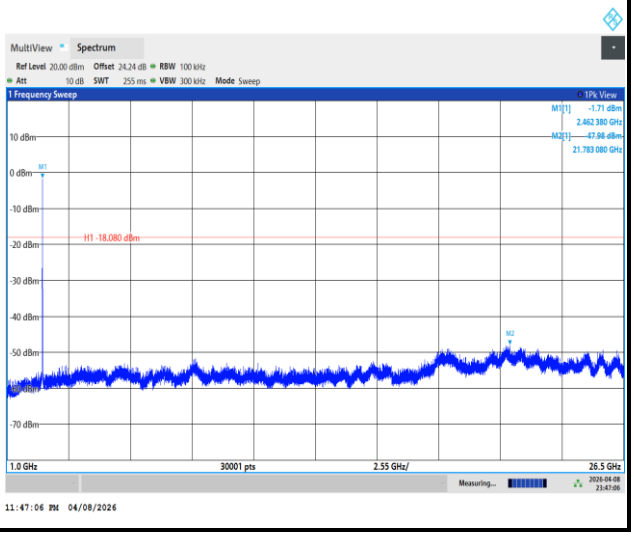

Test Mode :	802.11n HT20	Test Channel :	01

100kHz PSD reference Level

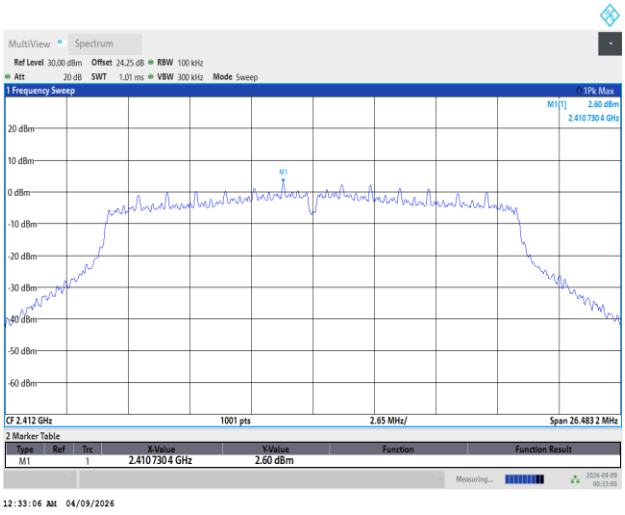

Channel 01 Plot

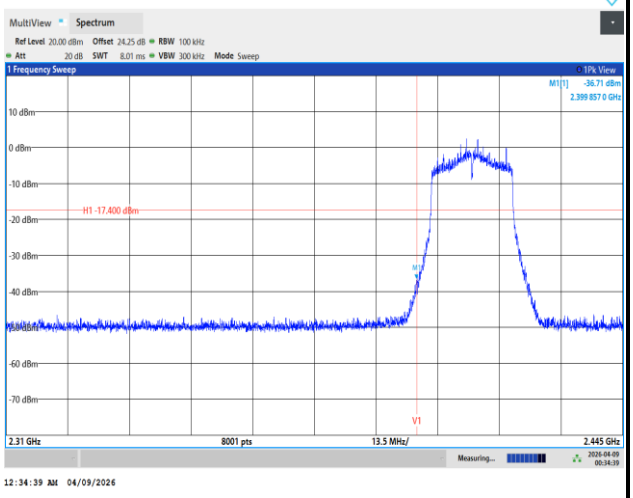

Spurious Emission 30MHz~1GHz

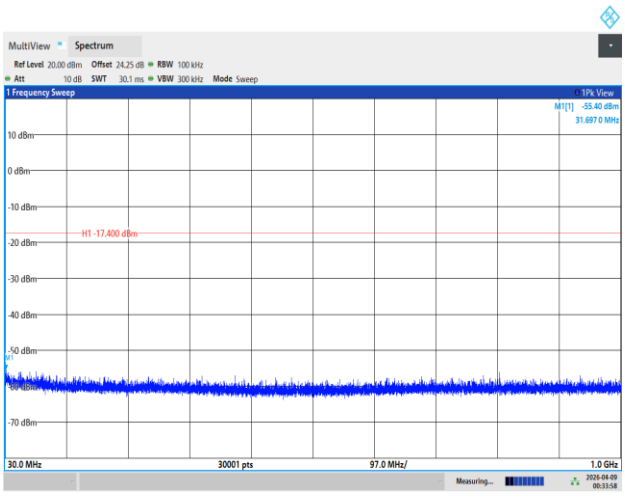

Spurious Emission 1GHz~26.5GHz

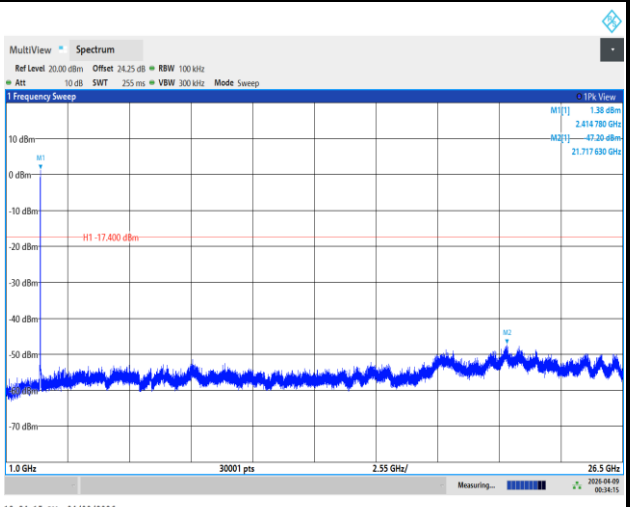

Test Mode :	802.11n HT20	Test Channel :	06

100kHz PSD reference Level	Channel 06 Plot
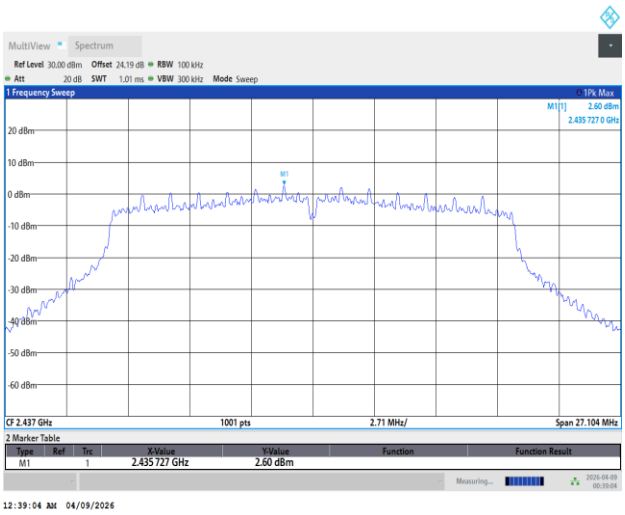	Blank

Spurious Emission 30MHz~1GHz	Spurious Emission 1GHz~26.5GHz
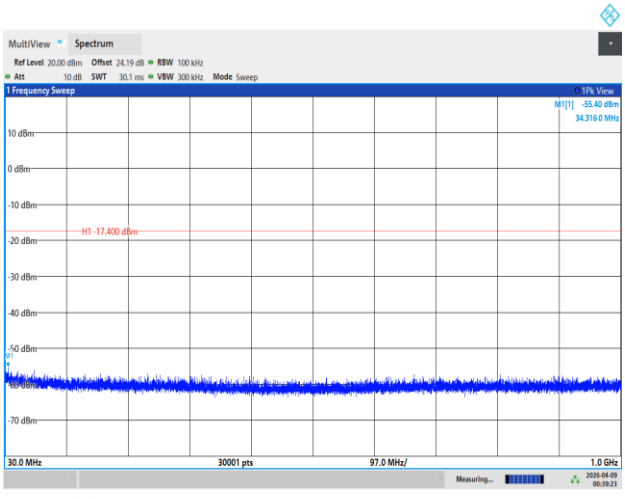	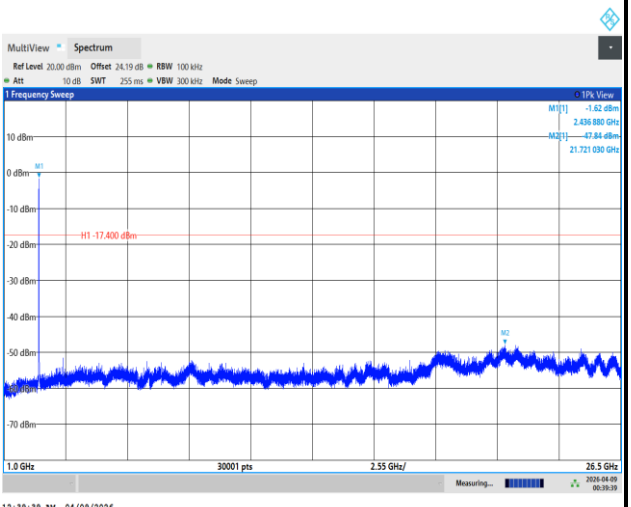

Test Mode :	802.11n HT20	Test Channel :	11

100kHz PSD reference Level

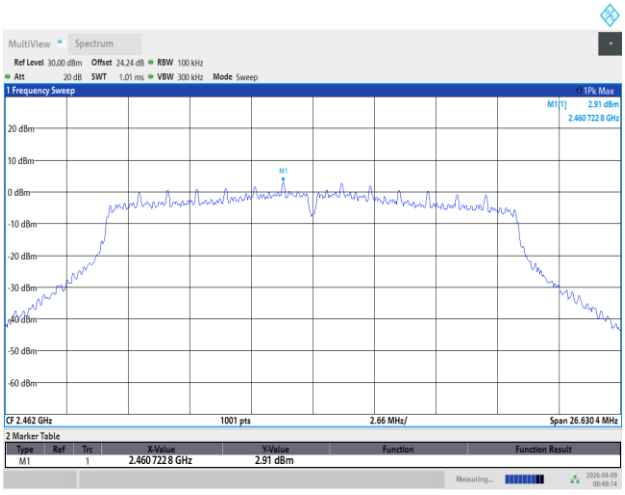

Channel 11 Plot

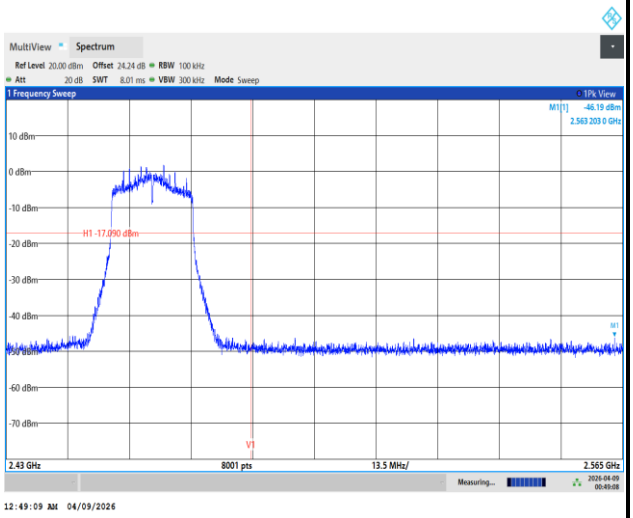

Spurious Emission 30MHz~1GHz

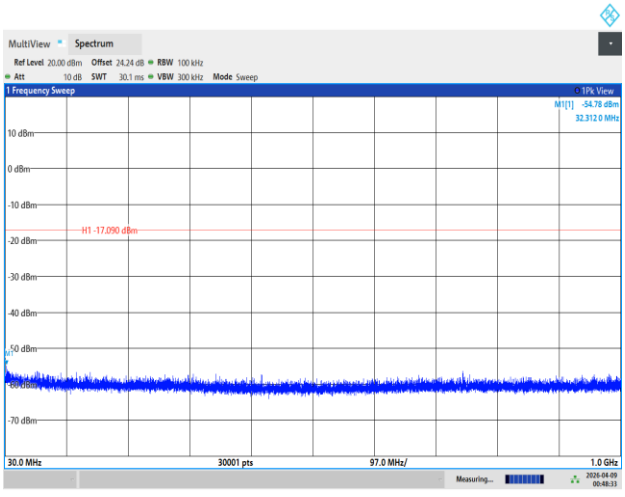

Spurious Emission 1GHz~26.5GHz

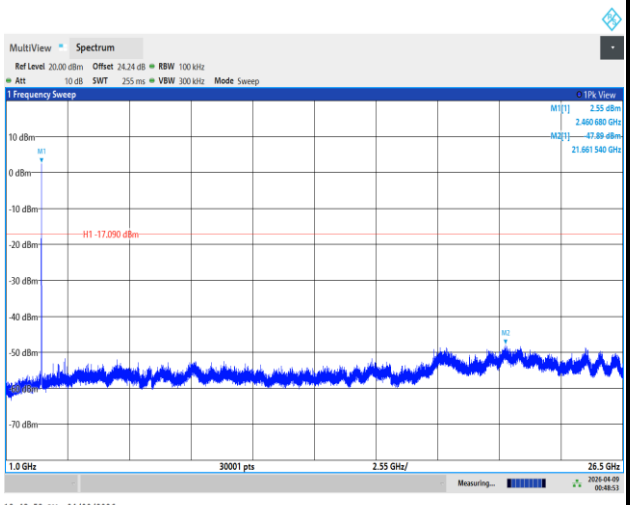

Test Mode :	802.11ax20	Test Channel :	01

100kHz PSD reference Level	Channel 01 Plot
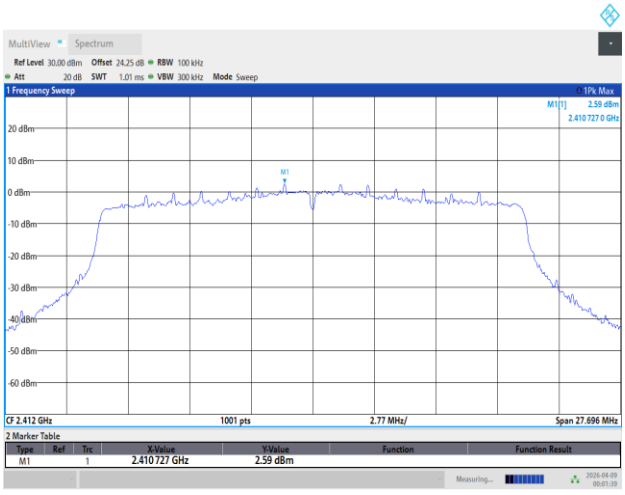	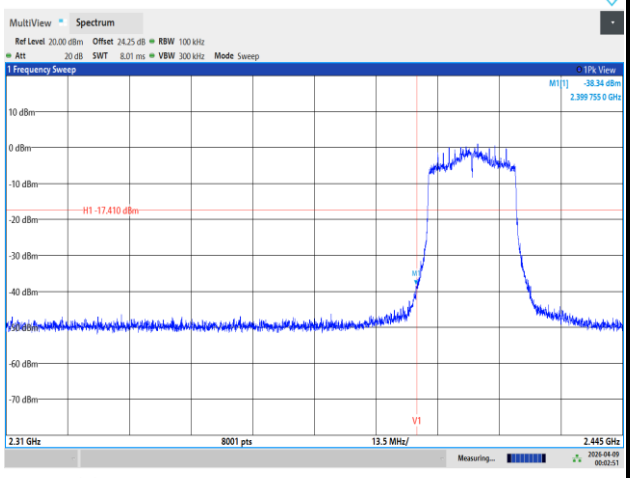
Spurious Emission 30MHz~1GHz	**Spurious Emission 1GHz~26.5GHz**
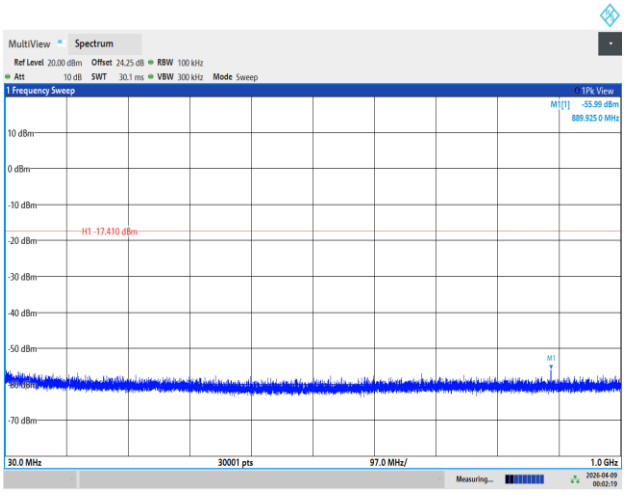	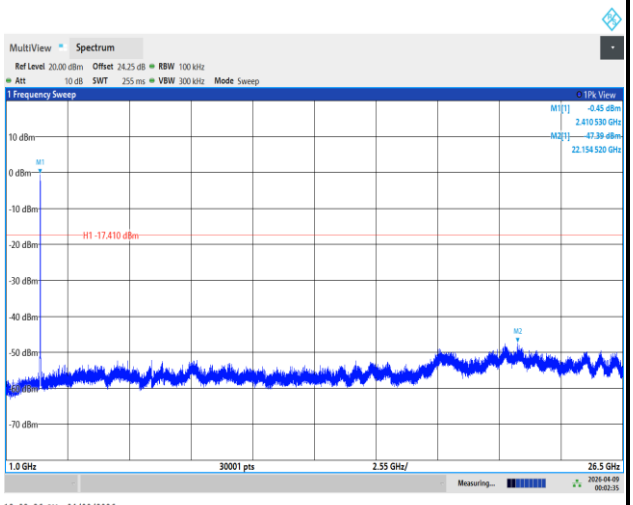

Test Mode :	802.11ax20 Partial 26RU0	Test Channel :	01

100kHz PSD reference Level	Channel 01 Plot
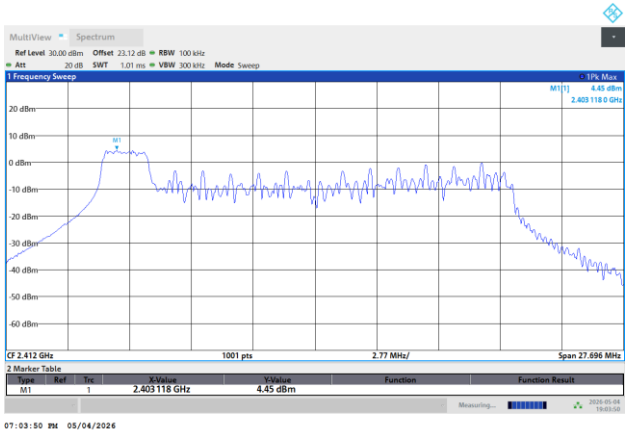	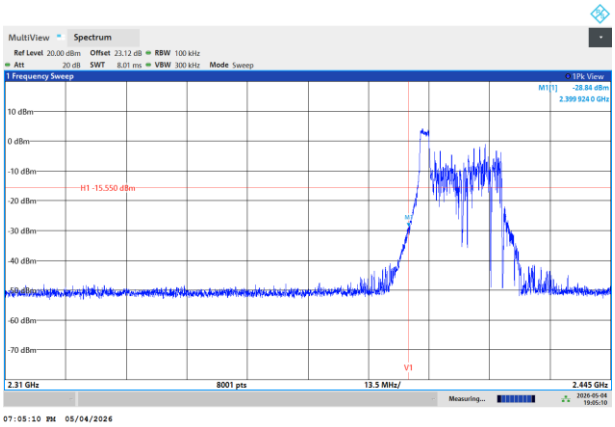
Spurious Emission 30MHz~1GHz	**Spurious Emission 1GHz~26.5GHz**
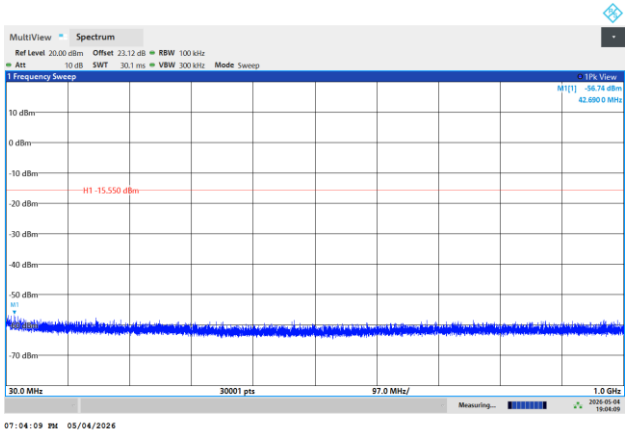	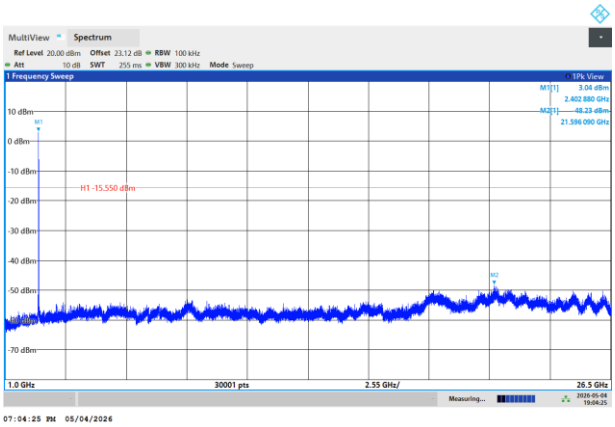

Test Mode :	802.11ax20 Partial 52RU37	Test Channel :	01

100kHz PSD reference Level	Channel 01 Plot
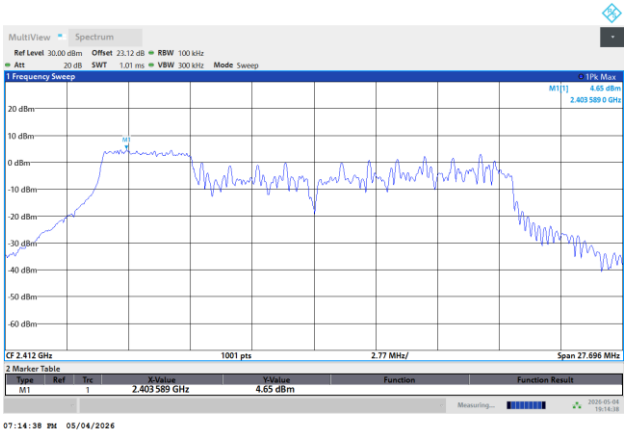	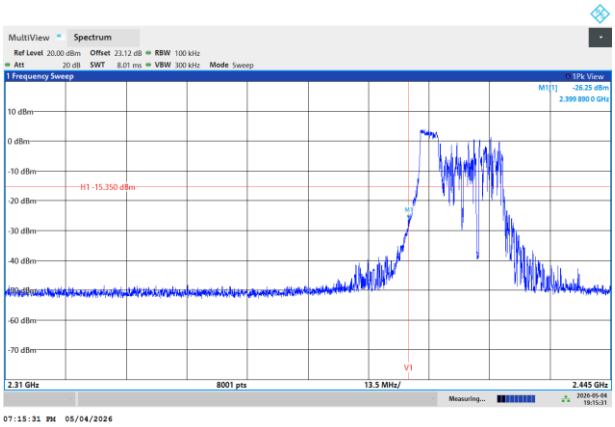
Spurious Emission 30MHz~1GHz	**Spurious Emission 1GHz~26.5GHz**
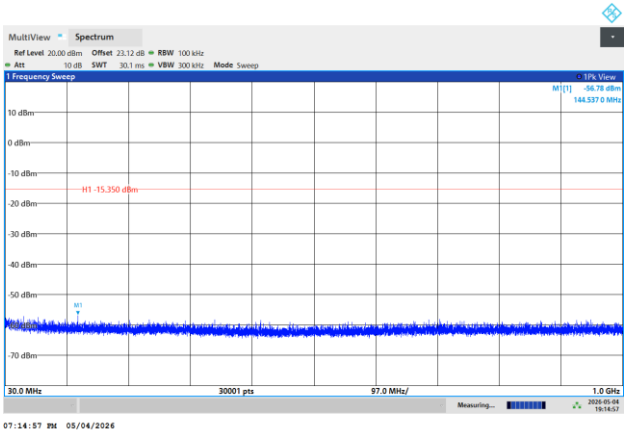	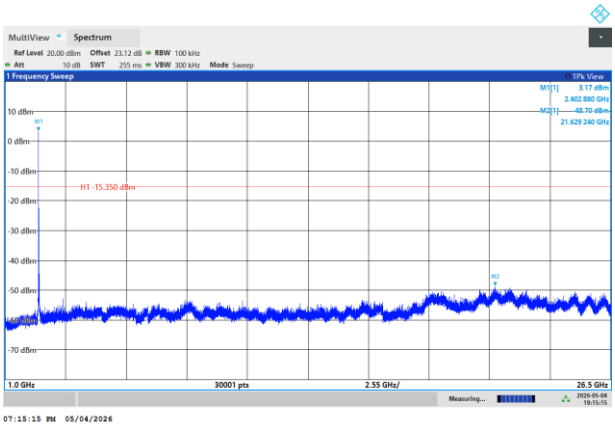

Test Mode :	802.11ax20 Partial 106RU53	Test Channel :	01

100kHz PSD reference Level	Channel 01 Plot
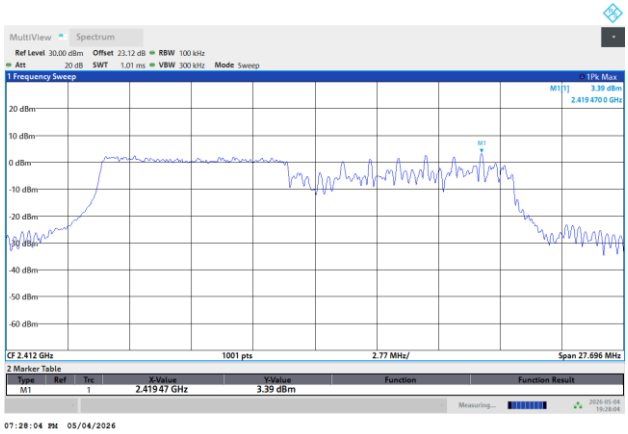	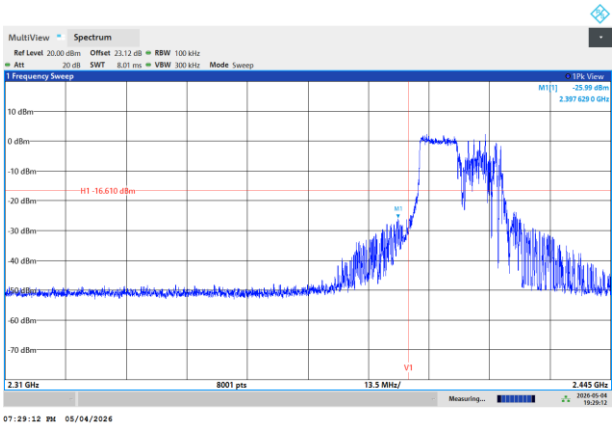
Spurious Emission 30MHz~1GHz	**Spurious Emission 1GHz~26.5GHz**
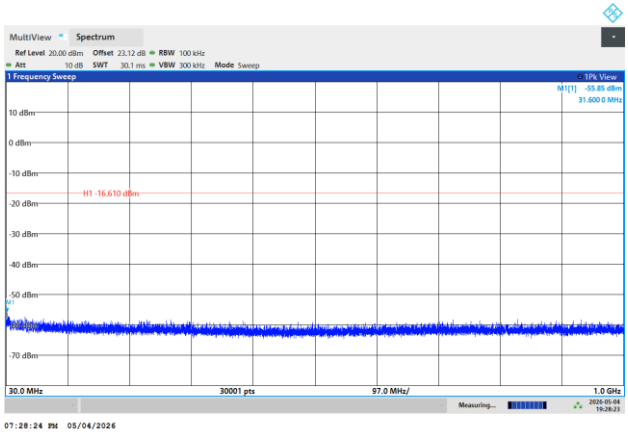	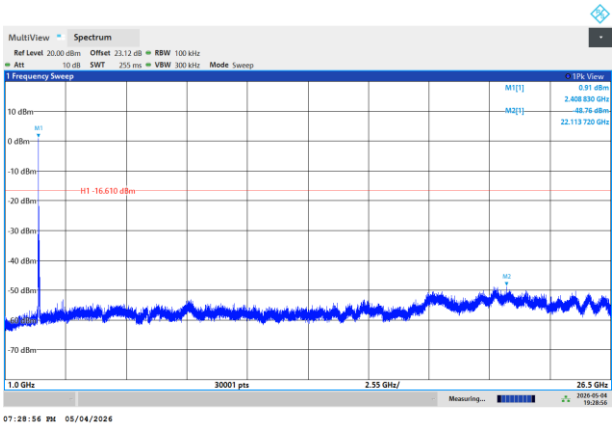

Test Mode :	802.11ax20	Test Channel :	06

100kHz PSD reference Level	Channel 06 Plot
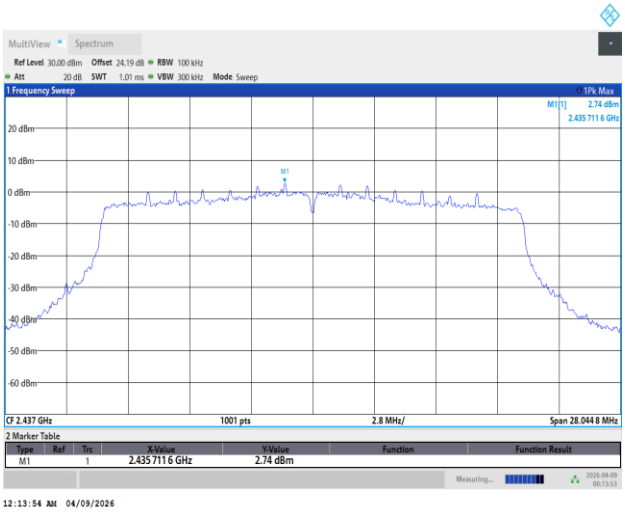	Blank

Spurious Emission 30MHz~1GHz	Spurious Emission 1GHz~26.5GHz
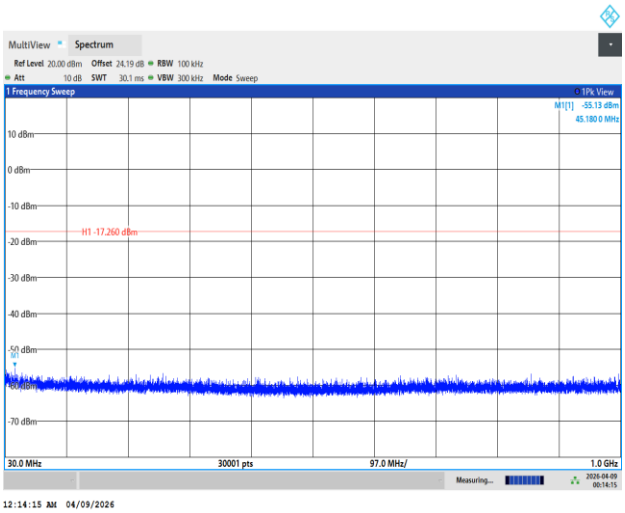	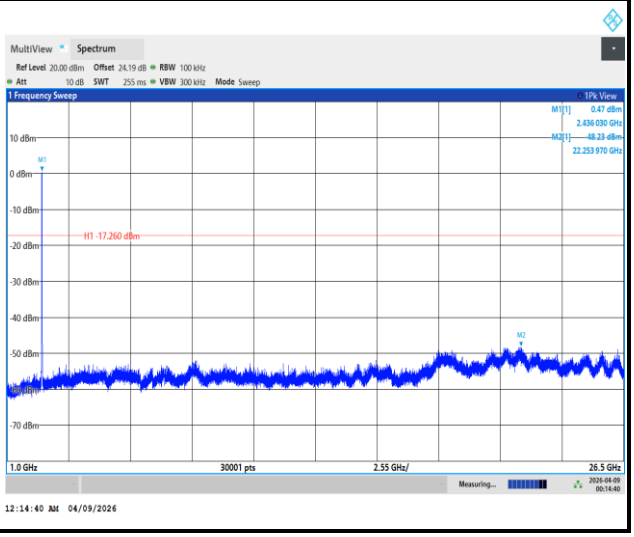

Test Mode :	802.11ax20 Partial 26RU4	Test Channel :	06
100kHz PSD reference Level		**Channel 01 Plot**	
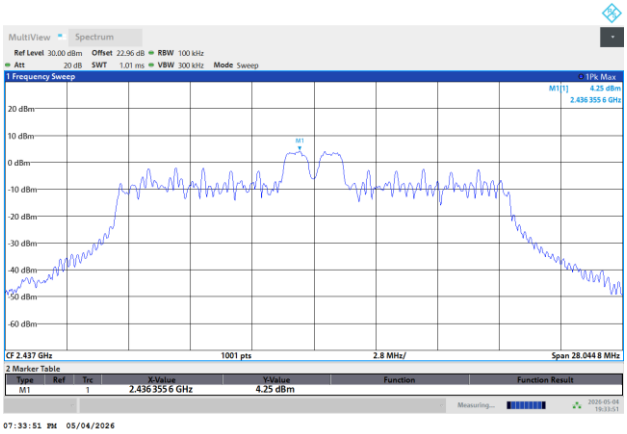		Blank	
Spurious Emission 30MHz~1GHz		**Spurious Emission 1GHz~26.5GHz**	
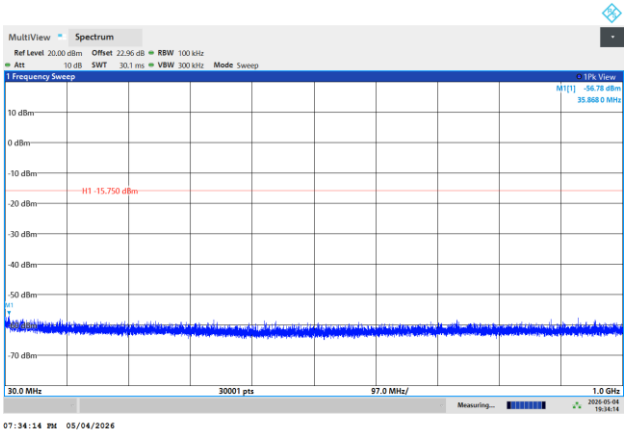		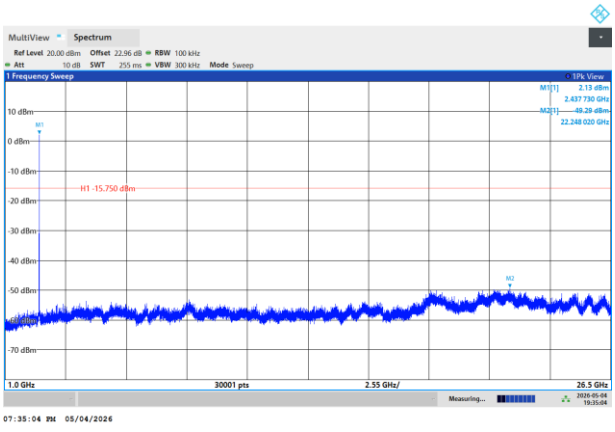	

Test Mode :	802.11ax20 Partial 52RU38	Test Channel :	06
100kHz PSD reference Level		**Channel 01 Plot**	
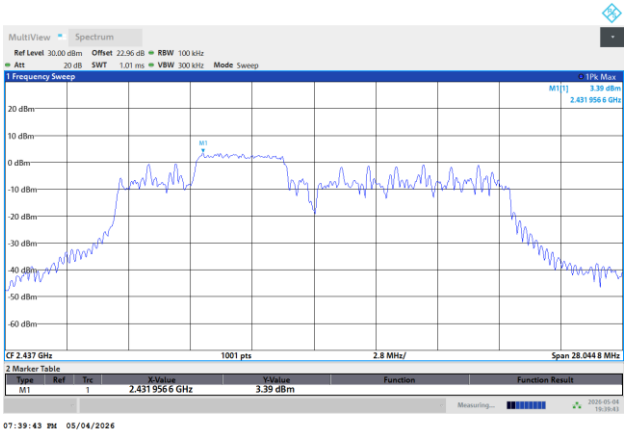		Blank	
Spurious Emission 30MHz~1GHz		**Spurious Emission 1GHz~26.5GHz**	
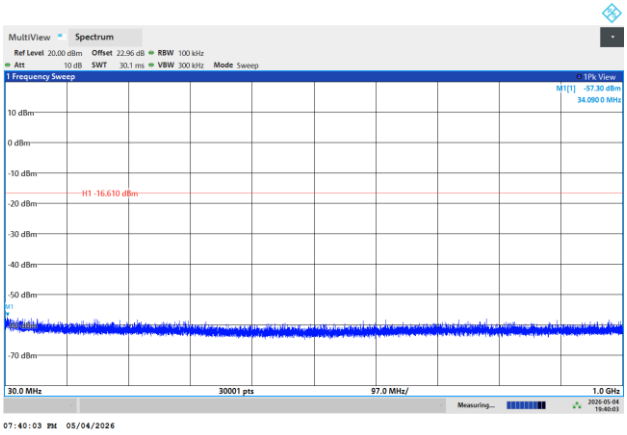		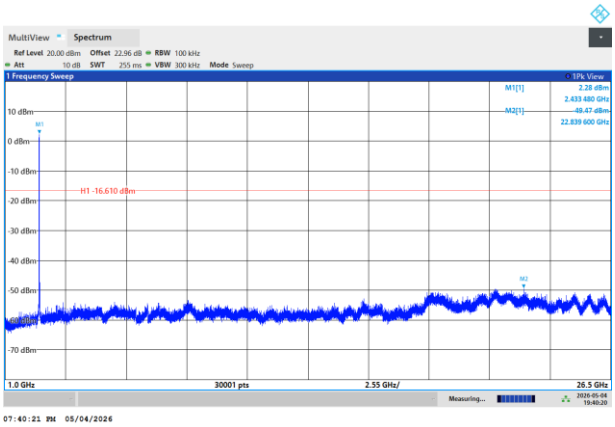	

Test Mode :	802.11ax20 Partial 106RU53	Test Channel :	06
100kHz PSD reference Level		**Channel 01 Plot**	
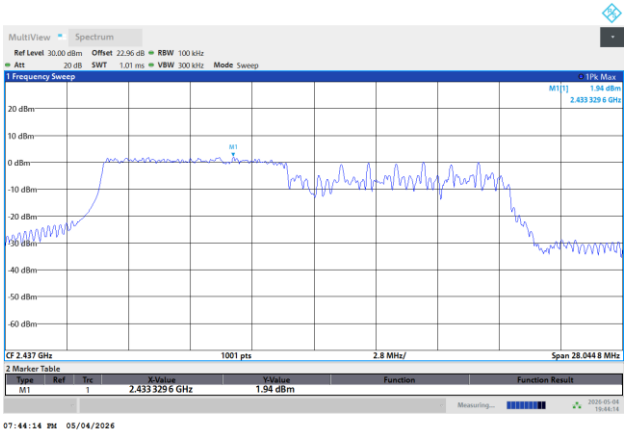		Blank	
Spurious Emission 30MHz~1GHz		**Spurious Emission 1GHz~26.5GHz**	
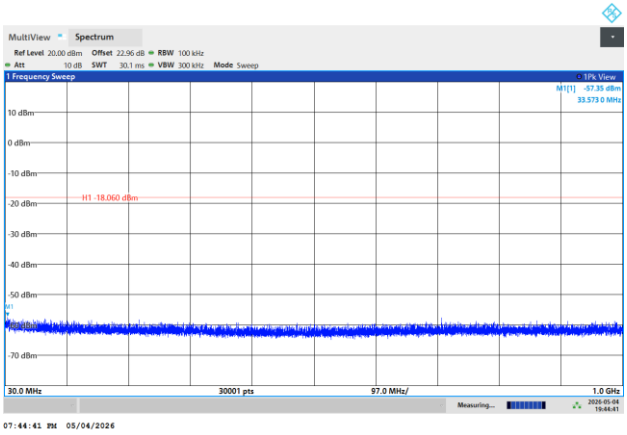		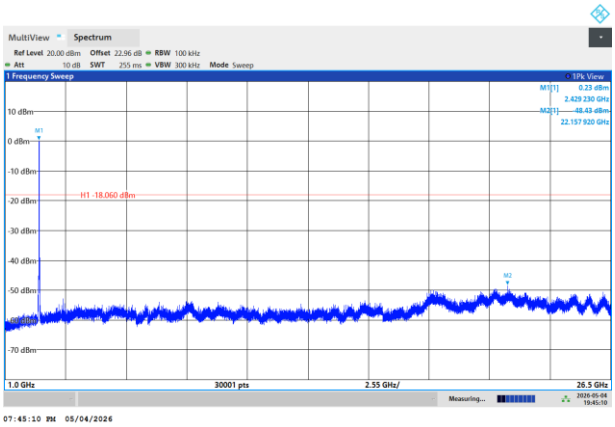	

Test Mode :	802.11ax20	Test Channel :	11

100kHz PSD reference Level	Channel 11 Plot
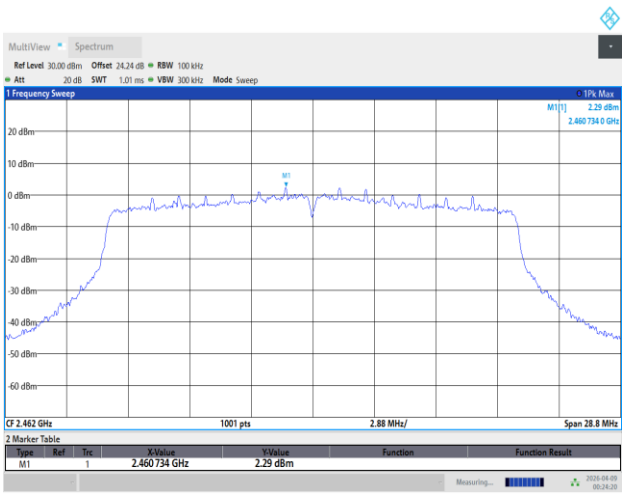	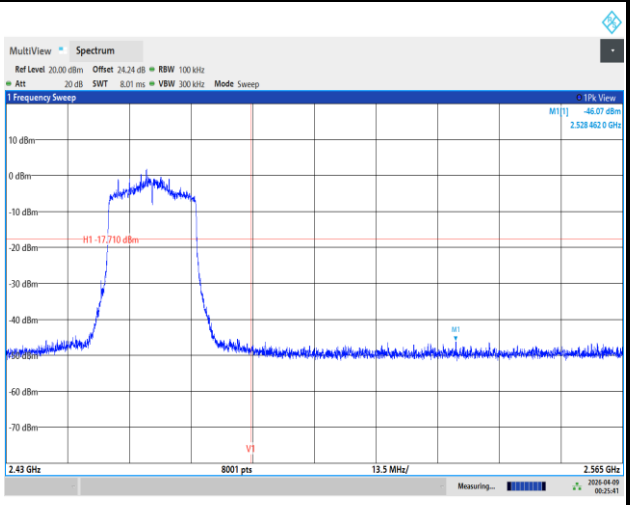
Spurious Emission 30MHz~1GHz	**Spurious Emission 1GHz~26.5GHz**
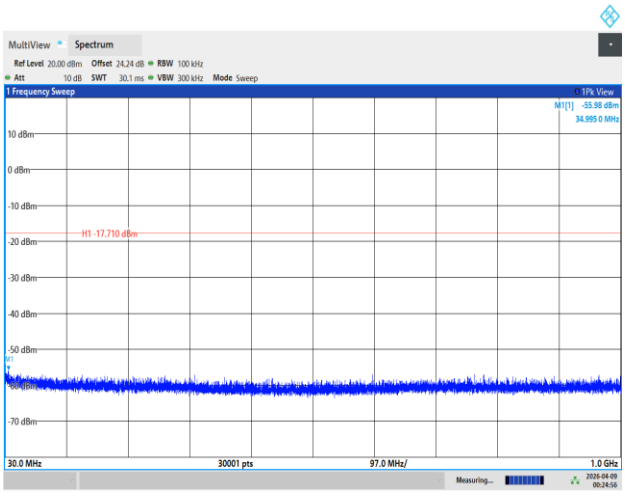	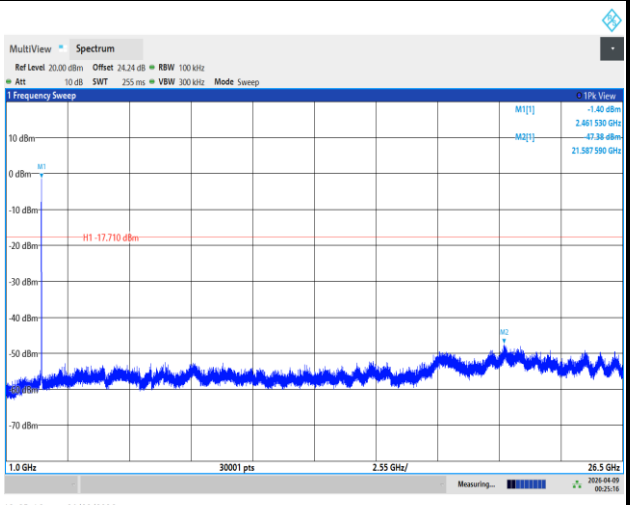

Test Mode :	802.11ax20 Partial 26RU8	Test Channel :	11

100kHz PSD reference Level	Channel 01 Plot
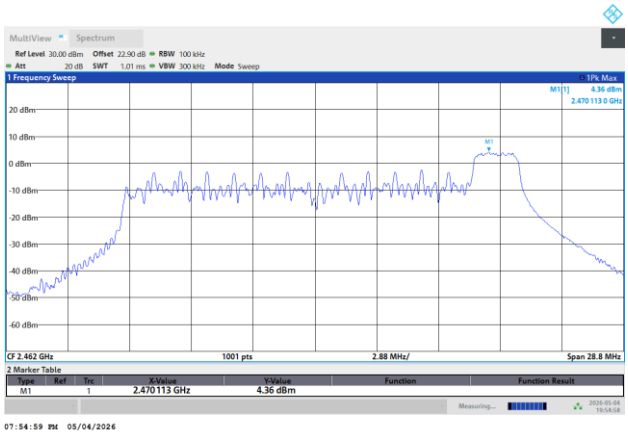	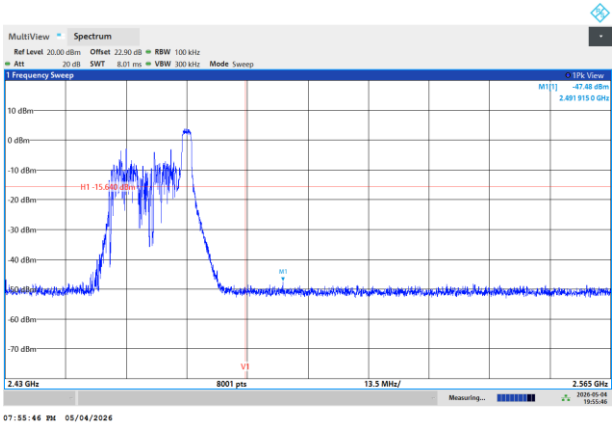
Spurious Emission 30MHz~1GHz	**Spurious Emission 1GHz~26.5GHz**
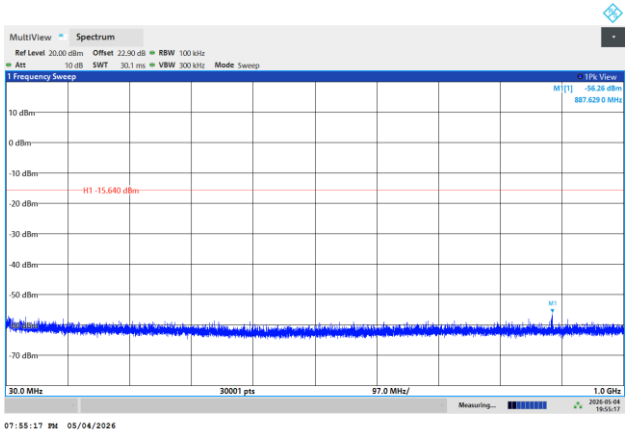	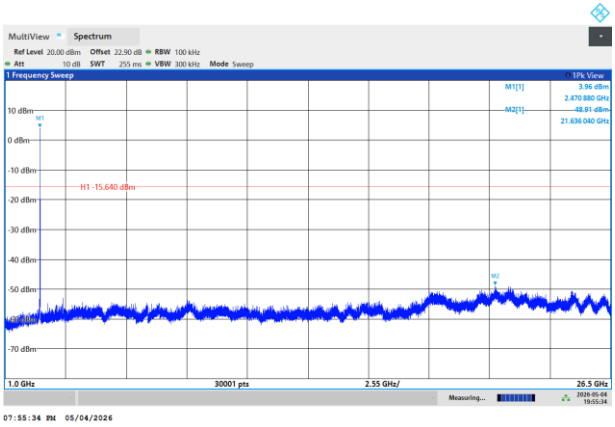

Test Mode :	802.11ax20 Partial 52RU40	Test Channel :	11

100kHz PSD reference Level	Channel 01 Plot
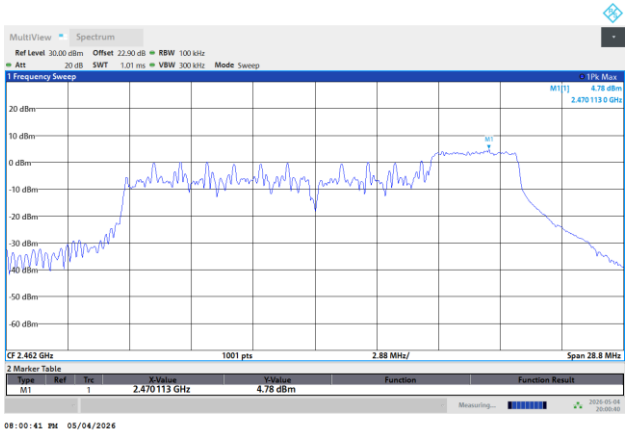	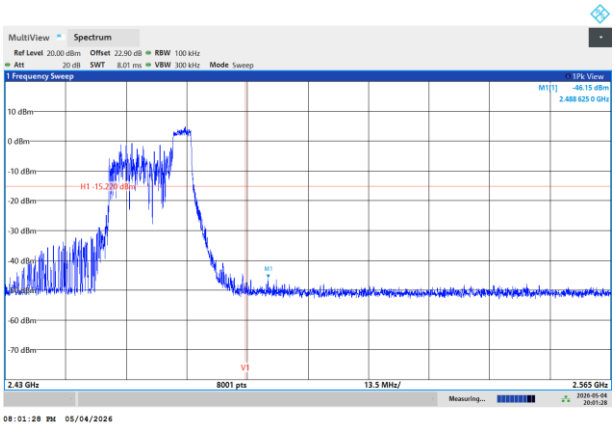
Spurious Emission 30MHz~1GHz	**Spurious Emission 1GHz~26.5GHz**
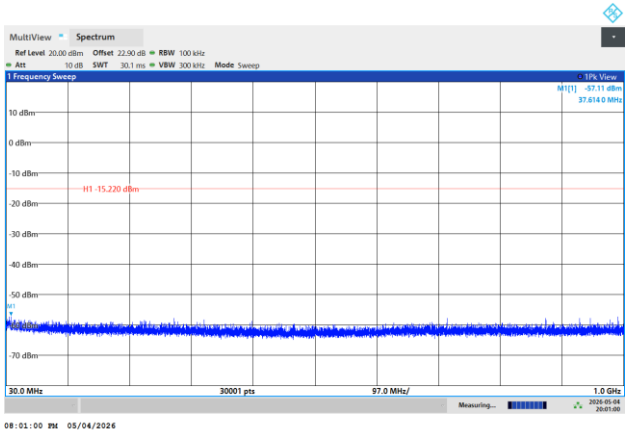	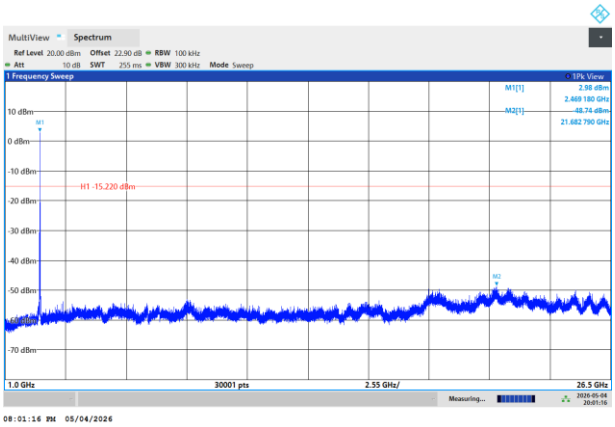

Test Mode :	802.11ax20 Partial 106RU54	Test Channel :	11

100kHz PSD reference Level	Channel 01 Plot
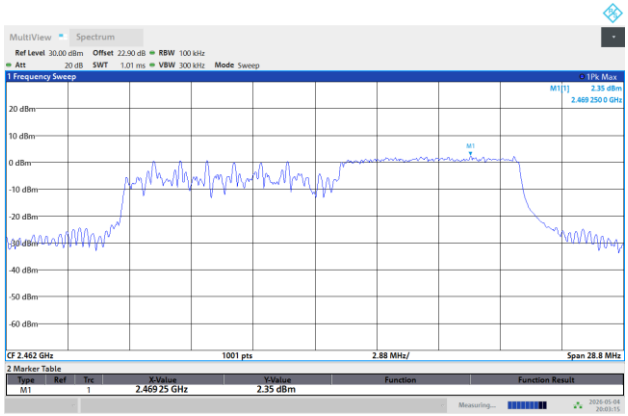	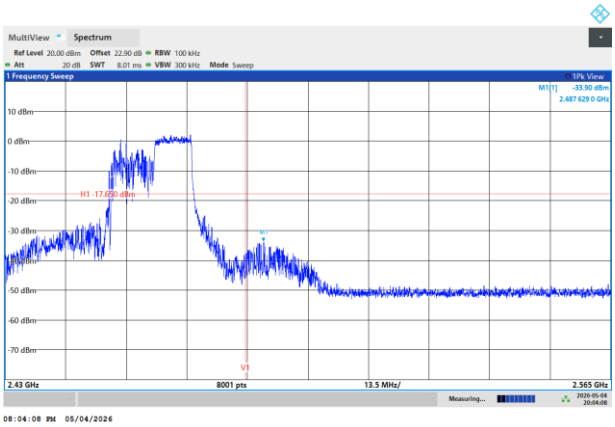
Spurious Emission 30MHz~1GHz	**Spurious Emission 1GHz~26.5GHz**
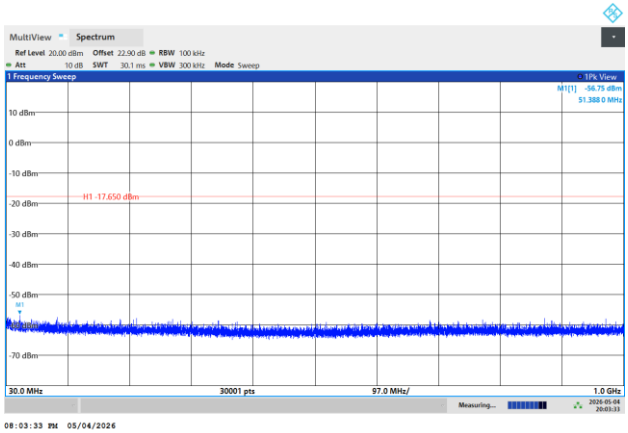	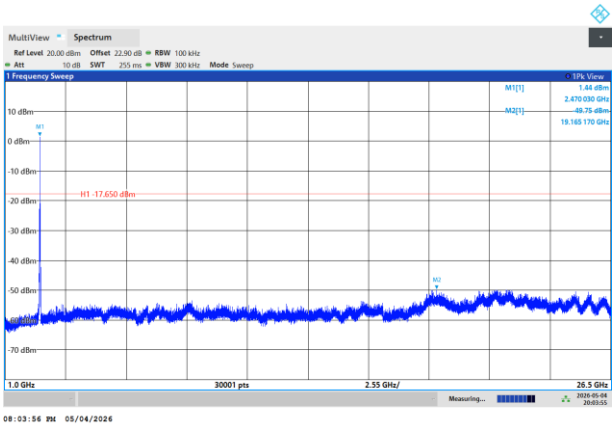

Appendix B. AC Conducted Emission Test Results

Test Engineer :	Brian Chen	**Temperature :**	23~26℃
		Relative Humidity :	45~55%

EUT Information

Report NO :	620304
Test Mode :	Mode 1
Test Voltage :	120Vac/60Hz
Phase :	Line

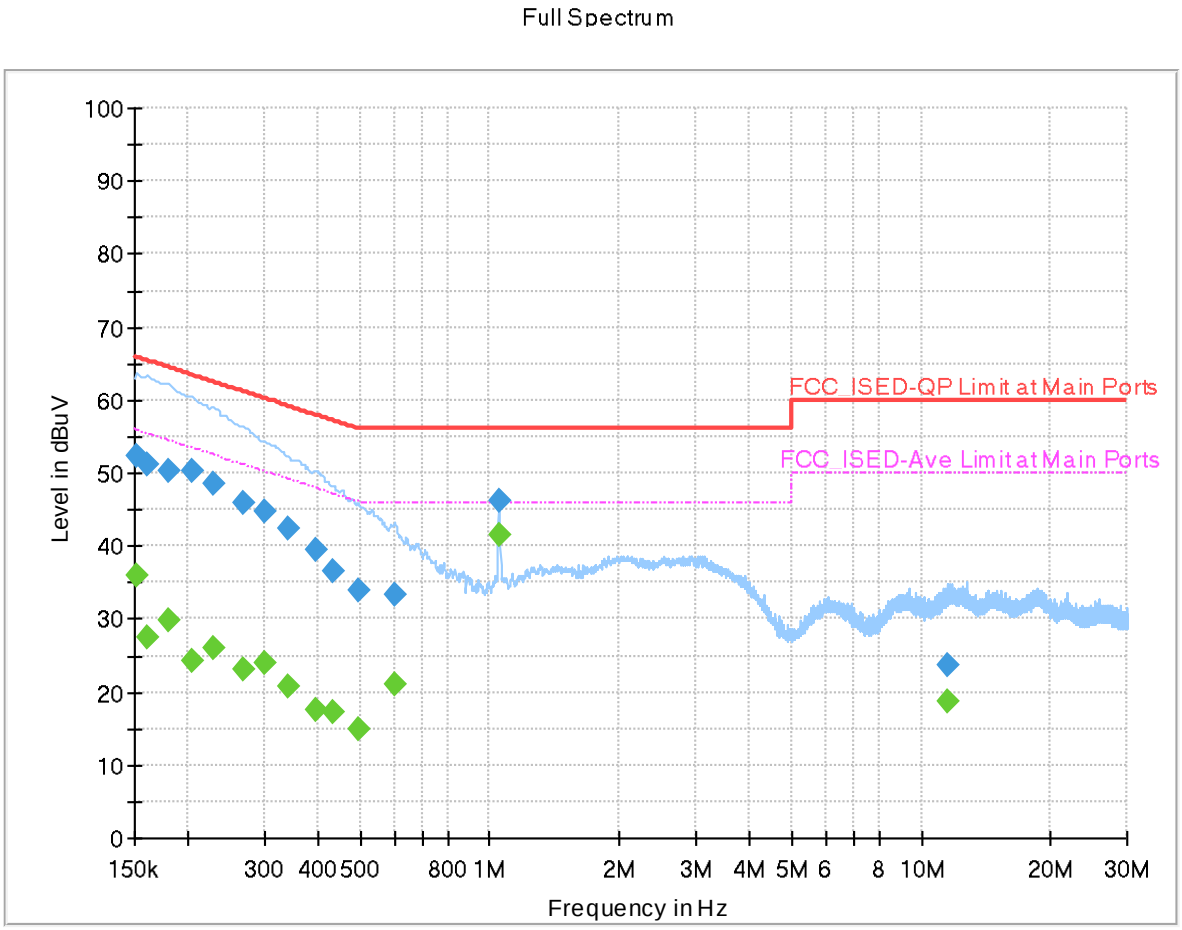

Final_Result

Frequency (MHz)	QuasiPeak (dBuV)	CAverage (dBuV)	Limit (dBuV)	Margin (dB)	Line	Filter	Corr. (dB)
0.152250	---	36.07	55.88	19.81	L1	ON	20.1
0.152250	52.22	---	65.88	13.66	L1	ON	20.1
0.161250	---	27.34	55.40	28.06	L1	ON	20.1
0.161250	51.06	---	65.40	14.34	L1	ON	20.1
0.179250	---	29.79	54.52	24.73	L1	ON	20.1
0.179250	50.43	---	64.52	14.09	L1	ON	20.1
0.204000	---	24.18	53.45	29.27	L1	ON	20.1
0.204000	50.34	---	63.45	13.11	L1	ON	20.1
0.228750	---	26.06	52.50	26.44	L1	ON	20.1
0.228750	48.61	---	62.50	13.89	L1	ON	20.1
0.267000	---	23.06	51.21	28.15	L1	ON	20.1
0.267000	45.77	---	61.21	15.44	L1	ON	20.1
0.300750	---	24.06	50.22	26.16	L1	ON	20.0
0.300750	44.84	---	60.22	15.38	L1	ON	20.0
0.341250	---	20.83	49.17	28.34	L1	ON	20.0
0.341250	42.54	---	59.17	16.63	L1	ON	20.0
0.393000	---	17.52	48.00	30.48	L1	ON	20.0
0.393000	39.35	---	58.00	18.65	L1	ON	20.0
0.433500	---	17.15	47.19	30.04	L1	ON	20.0

0.433500	36.68	---	57.19	20.51	L1	ON	20.0
0.494250	---	14.82	46.10	31.28	L1	ON	20.0
0.494250	33.79	---	56.10	22.31	L1	ON	20.0
0.600000	---	20.98	46.00	25.02	L1	ON	20.0
0.600000	33.25	---	56.00	22.75	L1	ON	20.0
1.050000	---	41.47	46.00	4.53	L1	ON	20.0
1.050000	46.19	---	56.00	9.81	L1	ON	20.0
11.548500	---	18.80	50.00	31.20	L1	ON	20.5
11.548500	23.79	---	60.00	36.21	L1	ON	20.5

EUT Information

Report NO :	620304
Test Mode :	Mode 1
Test Voltage :	120Vac/60Hz
Phase :	Neutral

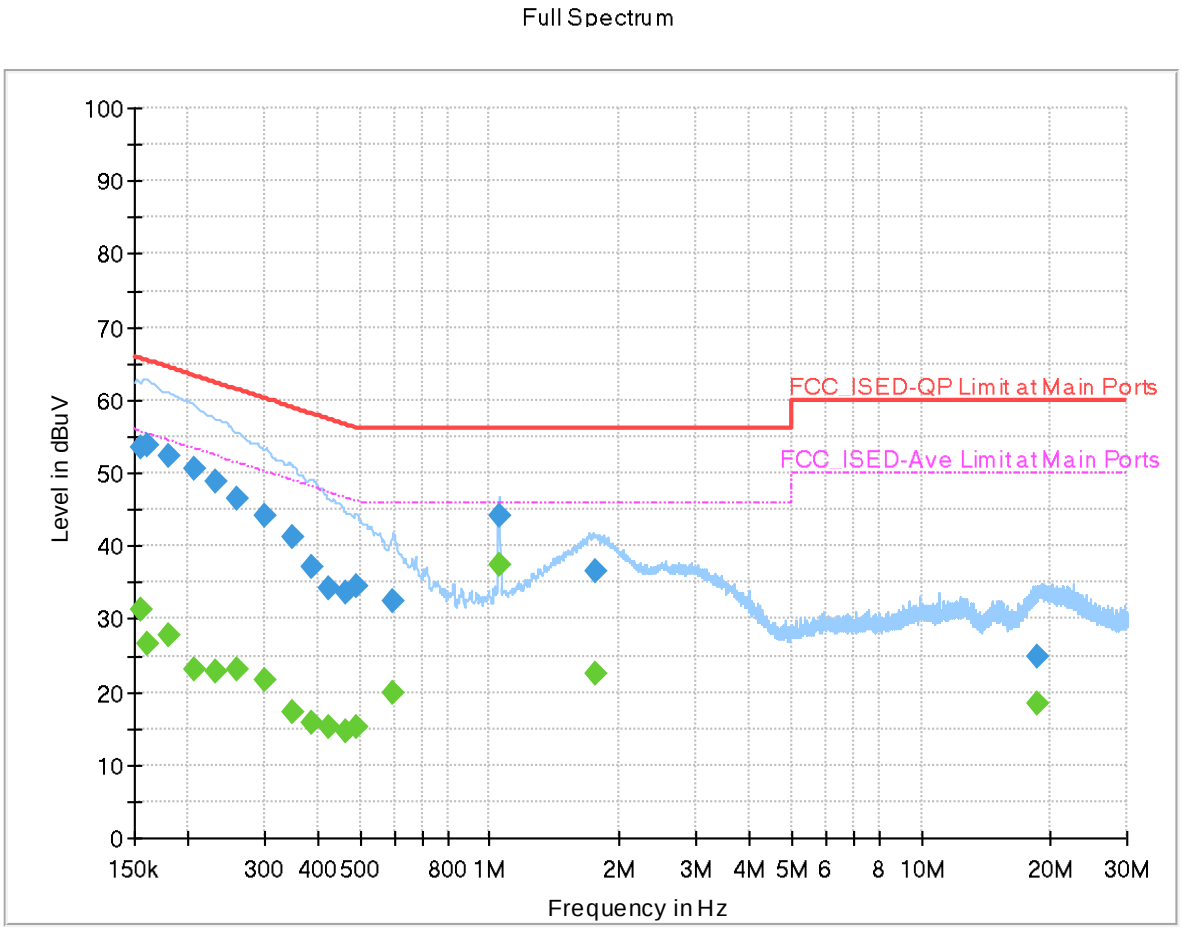

Final_Result

Frequency (MHz)	QuasiPeak (dBuV)	CAverage (dBuV)	Limit (dBuV)	Margin (dB)	Line	Filter	Corr. (dB)
0.154500	---	31.25	55.75	24.50	N	ON	20.1
0.154500	53.53	---	65.75	12.22	N	ON	20.1
0.161250	---	26.58	55.40	28.82	N	ON	20.1
0.161250	53.71	---	65.40	11.69	N	ON	20.1
0.179250	---	27.84	54.52	26.68	N	ON	20.1
0.179250	52.28	---	64.52	12.24	N	ON	20.1
0.206250	---	23.24	53.36	30.12	N	ON	20.1
0.206250	50.70	---	63.36	12.66	N	ON	20.1
0.231000	---	22.89	52.41	29.52	N	ON	20.1
0.231000	48.84	---	62.41	13.57	N	ON	20.1
0.260250	---	23.06	51.42	28.36	N	ON	20.1
0.260250	46.45	---	61.42	14.97	N	ON	20.1
0.300750	---	21.62	50.22	28.60	N	ON	20.0
0.300750	44.26	---	60.22	15.96	N	ON	20.0
0.350250	---	17.38	48.96	31.58	N	ON	20.0
0.350250	41.18	---	58.96	17.78	N	ON	20.0
0.386250	---	15.91	48.14	32.23	N	ON	20.0
0.386250	37.24	---	58.14	20.90	N	ON	20.0
0.422250	---	15.13	47.40	32.27	N	ON	20.0

0.422250	34.19	---	57.40	23.21	N	ON	20.0
0.465000	---	14.60	46.60	32.00	N	ON	20.0
0.465000	33.54	---	56.60	23.06	N	ON	20.0
0.492000	---	15.10	46.13	31.03	N	ON	20.0
0.492000	34.60	---	56.13	21.53	N	ON	20.0
0.597750	---	20.02	46.00	25.98	N	ON	20.0
0.597750	32.53	---	56.00	23.47	N	ON	20.0
1.050000	---	37.41	46.00	8.59	N	ON	20.0
1.050000	44.25	---	56.00	11.75	N	ON	20.0
1.754250	---	22.63	46.00	23.37	N	ON	20.0
1.754250	36.62	---	56.00	19.38	N	ON	20.0
18.584250	---	18.29	50.00	31.71	N	ON	20.8
18.584250	24.91	---	60.00	35.09	N	ON	20.8

Appendix C. Radiated Spurious Emission Test Data

Test Engineer :	Jesse Wang, Stan Hsieh and Ken Wu	**Temperature :**	18.2~21.3°C
		Relative Humidity :	56.4~68.6%

Note symbol

-L	**Low channel location**
-R	**High channel location**

C1. Radiated Spurious Emission Test Modes

Mode	Band (MHz)	Antenna	Modulation	Channel	Frequency	Data Rate	RU	Remark
Mode 51	2400-2483.5	6+7	802.11b	01	2412	1Mbps	-	-
Mode 52	2400-2483.5	6+7	802.11b	06	2437	1Mbps	-	-
Mode 53	2400-2483.5	6+7	802.11b	11	2462	1Mbps	-	-
Mode 54	2400-2483.5	6+7	802.11g	01	2412	6Mbps	-	-
Mode 55	2400-2483.5	6+7	802.11g	06	2437	6Mbps	-	-
Mode 56	2400-2483.5	6+7	802.11g	11	2462	6Mbps	-	-
Mode 57	2400-2483.5	6+7	802.11n HT20	01	2412	MCS0	-	-
Mode 58	2400-2483.5	6+7	802.11n HT20	06	2437	MCS0	-	-
Mode 59	2400-2483.5	6+7	802.11n HT20	11	2462	MCS0	-	-
Mode 60	2400-2483.5	6+7	802.11ax HE20	01	2412	MCS0	Full RU	-
Mode 61	2400-2483.5	6+7	802.11ax HE20	06	2437	MCS0	Full RU	-

Mode	Band (MHz)	Antenna	Modulation	Channel	Frequency	Data Rate	RU	Remark
Mode 62	2400-2483.5	6+7	802.11ax HE20	11	2462	MCS0	Full RU	-
Mode 63	2400-2483.5	6+7	802.11ax HE20	01	2412	MCS0	Partial RU 106/53	-
Mode 64	2400-2483.5	6+7	802.11ax HE20	11	2462	MCS0	Partial RU 106/54	-
Mode 65	2400-2483.5	6+7	802.11ax HE20	11	2462	MCS0	Full RU	LF
Mode 66	2400-2483.5	6+7	802.11ax HE20	11	2462	MCS0	Full RU	SHF
Mode 71	2400-2483.5	6+7	802.11ax HE20	01	2412	MCS0	Partial RU 26/0	-
Mode 72	2400-2483.5	6+7	802.11ax HE20	01	2412	MCS0	Partial RU 52/37	-
Mode 73	2400-2483.5	6+7	802.11ax HE20	06	2437	MCS0	Partial RU 106/53	-
Mode 74	2400-2483.5	6+7	802.11ax HE20	11	2462	MCS0	Partial RU 26/8	-
Mode 75	2400-2483.5	6+7	802.11ax HE20	11	2462	MCS0	Partial RU 52/40	-

C2. Summary of each worse mode

Mode	Modulation	Ch.	Freq. (MHz)	Level (dBuV/m)	Limit (dBuV/m)	Margin (dB)	Pol.	Peak Avg.	Result	RU	Remark
51	802.11b	01	2357.84	42.81	54.00	-11.19	V	Avg.	Pass	-	Band Edge
	802.11b	01	4824.00	44.29	74.00	-29.71	H	Peak	Pass	-	Harmonic
52	802.11b	06	2497.42	45.34	54.00	-8.66	V	Avg.	Pass	-	Band Edge
	802.11b	06	7311.00	46.16	74.00	-27.84	H	Peak	Pass	-	Harmonic
53	802.11b	11	2493.35	45.37	54.00	-8.63	V	Avg.	Pass	-	Band Edge
	802.11b	11	7386.00	45.51	74.00	-28.49	H	Peak	Pass	-	Harmonic
54	802.11g	01	2388.91	43.38	54.00	-10.62	H	Avg.	Pass	-	Band Edge
	802.11g	01	4824.00	45.72	74.00	-28.28	V	Peak	Pass	-	Harmonic
55	802.11g	06	2495.28	44.26	54.00	-9.74	H	Avg.	Pass	-	Band Edge
	802.11g	06	7311.00	46.10	74.00	-27.90	V	Peak	Pass	-	Harmonic
56	802.11g	11	2483.51	44.14	54.00	-9.86	H	Avg.	Pass	-	Band Edge

Mode	Modulation	Ch.	Freq. (MHz)	Level (dBuV/m)	Limit (dBuV/m)	Margin (dB)	Pol.	Peak Avg.	Result	RU	Remark
56	802.11g	11	7386.00	45.41	74.00	-28.59	V	Peak	Pass	-	Harmonic
57	802.11n HT20	01	2389.82	45.35	54.00	-8.65	H	Avg.	Pass	-	Band Edge
	802.11n HT20	01	4824.00	44.96	74.00	-29.04	V	Peak	Pass	-	Harmonic
58	802.11n HT20	06	2496.35	44.65	54.00	-9.35	V	Avg.	Pass	-	Band Edge
	802.11n HT20	06	4874.00	45.81	74.00	-28.19	V	Peak	Pass	-	Harmonic
59	802.11n HT20	11	2483.55	44.92	54.00	-9.08	V	Avg.	Pass	-	Band Edge
	802.11n HT20	11	7386.00	49.56	74.00	-24.44	H	Peak	Pass	-	Harmonic
60	802.11ax HE20	01	2389.95	44.27	54.00	-9.73	H	Avg.	Pass	Full RU	Band Edge
	802.11ax HE20	01	4824.00	46.17	74.00	-27.83	V	Peak	Pass	Full RU	Harmonic
61	802.11ax HE20	06	2497.67	45.25	54.00	-8.75	V	Avg.	Pass	Full RU	Band Edge
	802.11ax HE20	06	7311.00	46.59	74.00	-27.41	H	Peak	Pass	Full RU	Harmonic

Mode	Modulation	Ch.	Freq. (MHz)	Level (dBuV/m)	Limit (dBuV/m)	Margin (dB)	Pol.	Peak Avg.	Result	RU	Remark
62	802.11ax HE20	11	2483.55	46.12	54.00	-7.88	H	Avg.	Pass	Full RU	Band Edge
	802.11ax HE20	11	7386.00	51.81	74.00	-22.19	H	Peak	Pass	Full RU	Harmonic
63	802.11ax HE20	01	2389.56	42.34	54.00	-11.66	H	Avg.	Pass	Partial RU 106/53	Band Edge
	802.11ax HE20	01	4824.00	43.47	74.00	-30.53	V	Peak	Pass	Partial RU 106/53	Harmonic
64	802.11ax HE20	11	2483.51	44.36	54.00	-9.64	H	Avg.	Pass	Partial RU 106/54	Band Edge
	802.11ax HE20	11	7386.00	43.10	54.00	-10.90	H	Avg.	Pass	Partial RU 106/54	Harmonic
65	LF	11	41.64	30.71	40.00	-9.29	V	Peak	Pass	-	LF
66	SHF	11	24450.79	37.75	74.00	-36.25	H	Peak	Pass	-	SHF
71	802.11ax HE20	01	2359.66	43.55	54.00	-10.45	V	Avg.	Pass	Partial RU 26/0	Band Edge
	802.11ax HE20	01	4824.00	43.41	74.00	-30.59	H	Peak	Pass	Partial RU 26/0	Harmonic
72	802.11ax HE20	01	2389.95	43.78	54.00	-10.22	H	Avg.	Pass	Partial RU 52/37	Band Edge

Mode	Modulation	Ch.	Freq. (MHz)	Level (dBuV/m)	Limit (dBuV/m)	Margin (dB)	Pol.	Peak Avg.	Result	RU	Remark
72	802.11ax HE20	01	4824.00	43.38	74.00	-30.62	H	Peak	Pass	Partial RU 52/37	Harmonic
73	802.11ax HE20	06	2497.23	44.60	54.00	-9.40	V	Avg.	Pass	Partial RU 106/53	Band Edge
	802.11ax HE20	06	7311.00	35.55	54.00	-18.45	H	Avg.	Pass	Partial RU 106/53	Harmonic
74	802.11ax HE20	11	2496.16	44.80	54.00	-9.20	V	Avg.	Pass	Partial RU 26/8	Band Edge
	802.11ax HE20	11	7386.00	39.93	54.00	-14.07	H	Avg.	Pass	Partial RU 26/8	Harmonic
75	802.11ax HE20	11	2483.51	45.18	54.00	-8.82	H	Avg.	Pass	Partial RU 52/40	Band Edge
	802.11ax HE20	11	7386.00	45.65	54.00	-8.35	V	Avg.	Pass	Partial RU 52/40	Harmonic

Mode	51	
	Band Edge	
	2400-2483.5_802.11b_CH01_2412MHz	
ANT	6+7	
Pol.	Horizontal	Fundamental
Peak	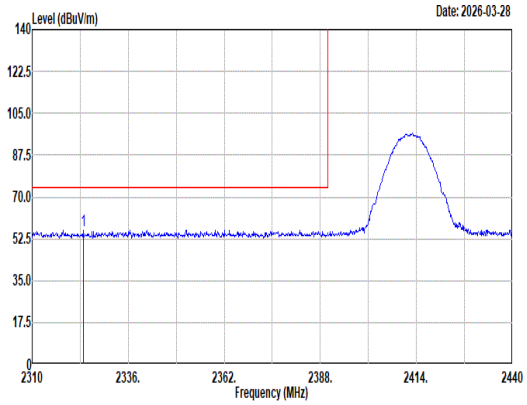 Site : 03CH07-HY Condition: PEAK_BE_74 3m HF_ANT_00075962 HORIZONTAL : RBW:1000.000kHz VBW:3000.000kHz SWT:Auto Freq Level Limit Line Margin Read Level Ant Factor Cable Loss Preamp Factor Aux Factor APos TPos Remark MHz dBuV/m dBuV/m dB dBuV dB/m dB dB dB cm deg 1 2323.78 56.15 74.00 -17.85 40.03 32.10 8.56 34.55 10.01 400 3 Peak	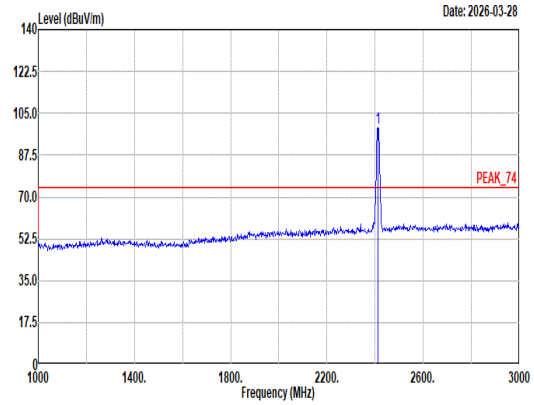 Site : 03CH07-HY Condition: PEAK_74 3m HF_ANT_00075962 HORIZONTAL : RBW:1000.000kHz VBW:3000.000kHz SWT:Auto Freq Level Limit Line Margin Read Level Ant Factor Cable Loss Preamp Factor Aux Factor APos TPos Remark MHz dBuV/m dBuV/m dB dBuV dB/m dB dB dB cm deg 1 2412.00 99.05 ------ ------ 82.66 32.24 8.72 34.60 10.03 400 3 Peak
Avg	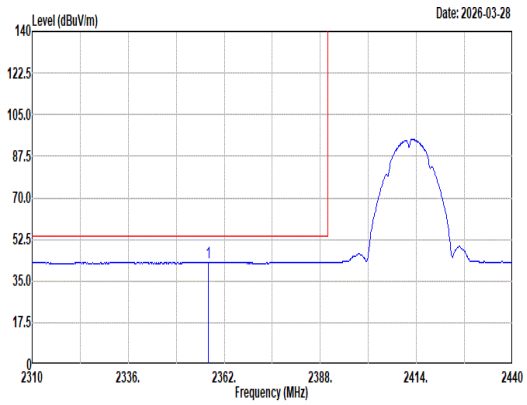 Site : 03CH07-HY Condition: AVG_BE_54 3m HF_ANT_00075962 HORIZONTAL : RBW:1000.000kHz VBW:0.010kHz SWT:Auto Freq Level Limit Line Margin Read Level Ant Factor Cable Loss Preamp Factor Aux Factor APos TPos Remark MHz dBuV/m dBuV/m dB dBuV dB/m dB dB dB cm deg 1 2357.58 42.76 54.00 -11.24 26.51 32.18 8.62 34.57 10.02 400 3 Average	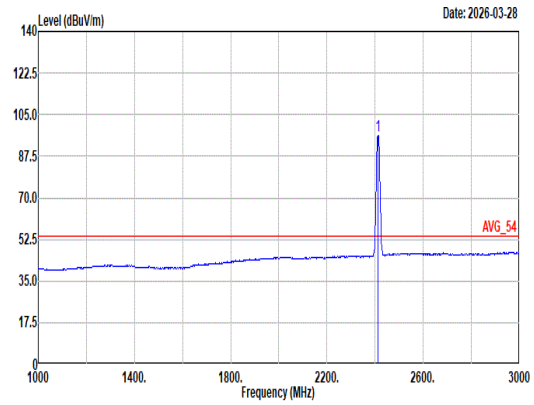 Site : 03CH07-HY Condition: AVG_54 3m HF_ANT_00075962 HORIZONTAL : RBW:1000.000kHz VBW:0.010kHz SWT:Auto Freq Level Limit Line Margin Read Level Ant Factor Cable Loss Preamp Factor Aux Factor APos TPos Remark MHz dBuV/m dBuV/m dB dBuV dB/m dB dB dB cm deg 1 2412.00 96.12 ------ ------ 79.73 32.24 8.72 34.60 10.03 400 3 Average

Mode	51	
	Band Edge	
	2400-2483.5_802.11b_CH01_2412MHz	
ANT	6+7	
Pol.	Vertical	Fundamental
Peak	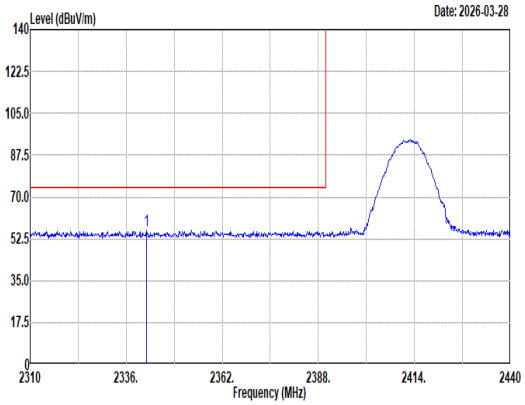 Site : 03CH07-HY Condition: PEAK_BE_74 3m HF_ANT_00075962 VERTICAL : RBW:1000.000kHz VBW:3000.000kHz SWT:Auto Freq Level Limit Line Margin Read Level Ant Factor Cable Loss Preamp Factor Aux Factor APos TPos Remark MHz dBuV/m dBuV/m dB dBuV dB/m dB dB dB cm deg 1 2341.46 56.22 74.00 -17.78 40.07 32.10 8.59 34.56 10.02 144 0 Peak	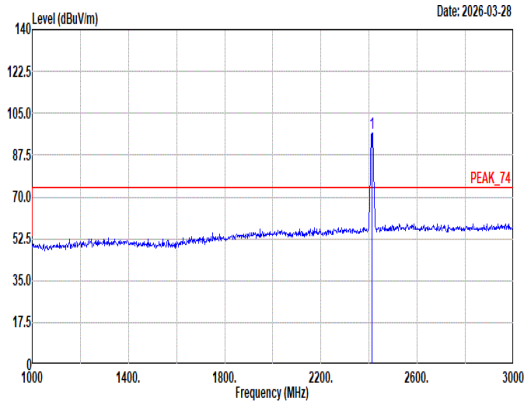 Site : 03CH07-HY Condition: PEAK_74 3m HF_ANT_00075962 VERTICAL : RBW:1000.000kHz VBW:3000.000kHz SWT:Auto Freq Level Limit Line Margin Read Level Ant Factor Cable Loss Preamp Factor Aux Factor APos TPos Remark MHz dBuV/m dBuV/m dB dBuV dB/m dB dB dB cm deg 1 2412.00 96.52 ------ ------ 80.13 32.24 8.72 34.60 10.03 144 0 Peak
Avg	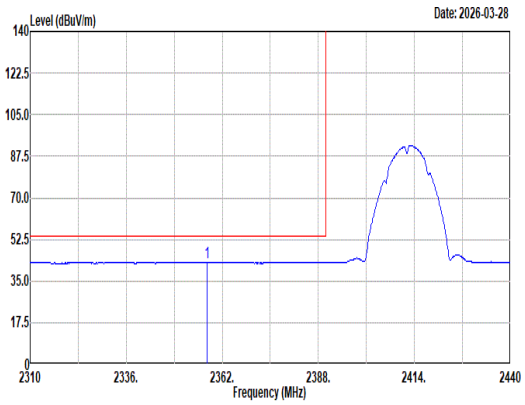 Site : 03CH07-HY Condition: AVG_BE_54 3m HF_ANT_00075962 VERTICAL : RBW:1000.000kHz VBW:0.010kHz SWT:Auto Freq Level Limit Line Margin Read Level Ant Factor Cable Loss Preamp Factor Aux Factor APos TPos Remark MHz dBuV/m dBuV/m dB dBuV dB/m dB dB dB cm deg 1 2357.84 42.81 54.00 -11.19 26.56 32.18 8.62 34.57 10.02 144 0 Average	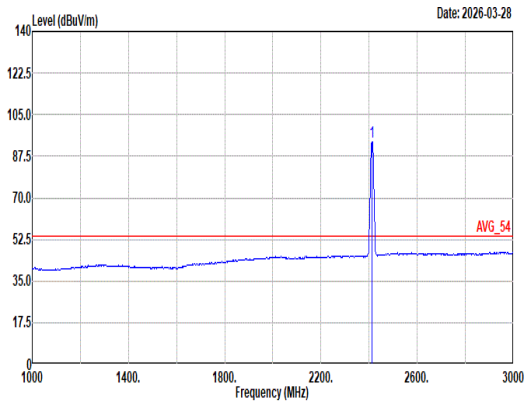 Site : 03CH07-HY Condition: AVG_54 3m HF_ANT_00075962 VERTICAL : RBW:1000.000kHz VBW:0.010kHz SWT:Auto Freq Level Limit Line Margin Read Level Ant Factor Cable Loss Preamp Factor Aux Factor APos TPos Remark MHz dBuV/m dBuV/m dB dBuV dB/m dB dB dB cm deg 1 2412.00 93.53 ------ ------ 77.14 32.24 8.72 34.60 10.03 144 0 Average

Mode	51	
	Harmonic	
	2400-2483.5_802.11b_CH01_2412MHz	
ANT	6+7	
Pol.	Horizontal	Vertical
Peak Avg	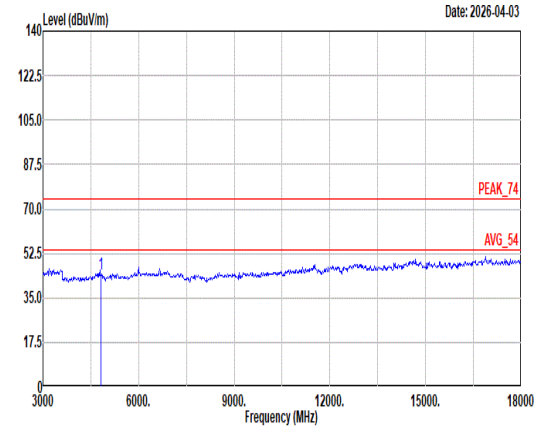 Site : 03CH07-HY Condition: PEAK_74 3m HF_ANT_00075962 HORIZONTAL Freq Level Limit Line Margin Read Level Ant Factor Cable Loss Preamp Factor Aux Factor APos TPos Remark MHz dBuV/m dBuV/m dB dBuV dB/m dB dB dB cm deg 1 4824.00 44.29 74.00 -29.71 54.78 34.50 12.34 58.37 1.04 -- -- Peak	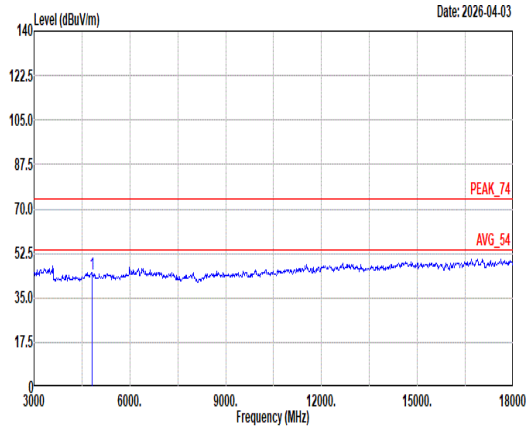 Site : 03CH07-HY Condition: PEAK_74 3m HF_ANT_00075962 VERTICAL Freq Level Limit Line Margin Read Level Ant Factor Cable Loss Preamp Factor Aux Factor APos TPos Remark MHz dBuV/m dBuV/m dB dBuV dB/m dB dB dB cm deg 1 4824.00 44.17 74.00 -29.83 54.66 34.50 12.34 58.37 1.04 -- -- Peak

Mode	51	
	Harmonic	
	2400-2483.5_802.11b_CH01_2412MHz	
ANT	6+7	
Pol.	Horizontal	Vertical
14.47G ~14.5G Avg	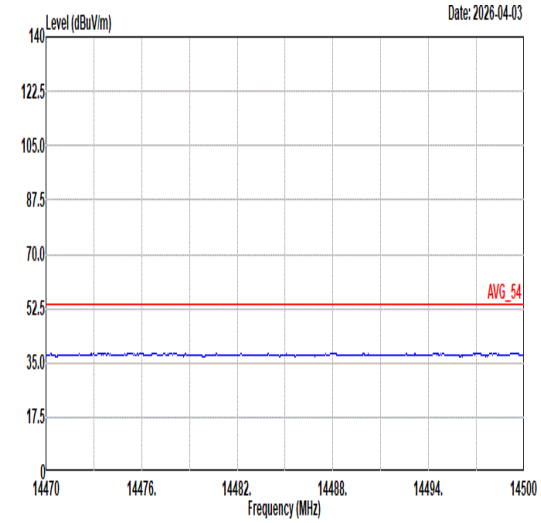 Site : 03CH07-HY Condition: AVG_54 3m HF_ANT_00075962 HORIZONTAL	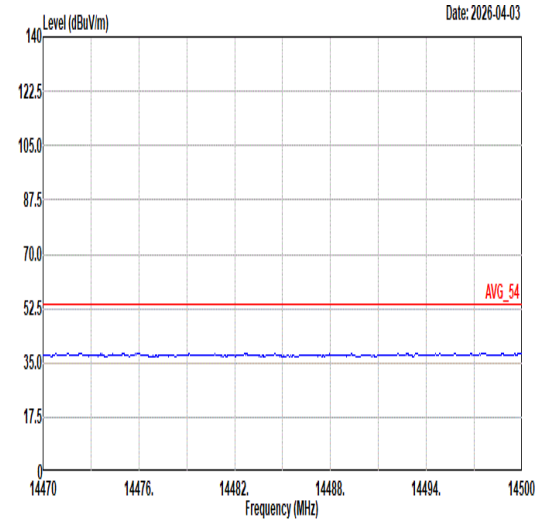 Site : 03CH07-HY Condition: AVG_54 3m HF_ANT_00075962 VERTICAL
17.7G ~18G Avg	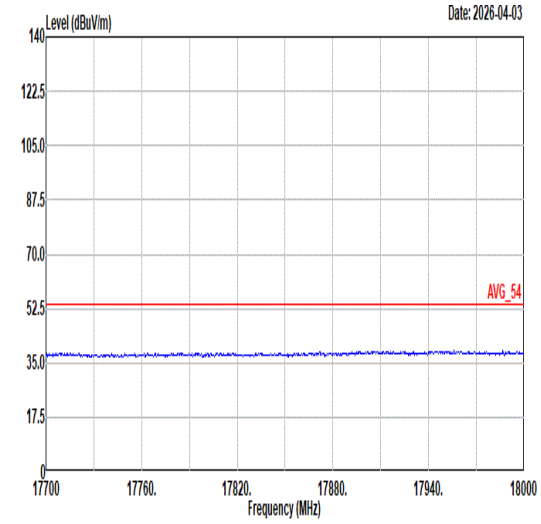 Site : 03CH07-HY Condition: AVG_54 3m HF_ANT_00075962 HORIZONTAL	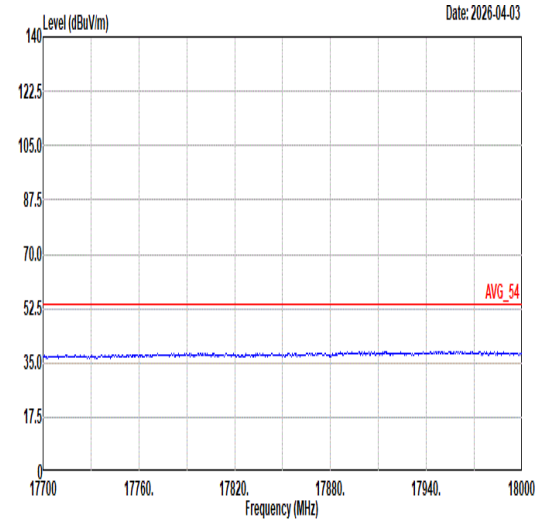 Site : 03CH07-HY Condition: AVG_54 3m HF_ANT_00075962 VERTICAL

Mode	52	
	Band Edge - L	
	2400-2483.5_802.11b_CH06_2437MHz	
ANT	6+7	
Pol.	Horizontal	Fundamental
Peak	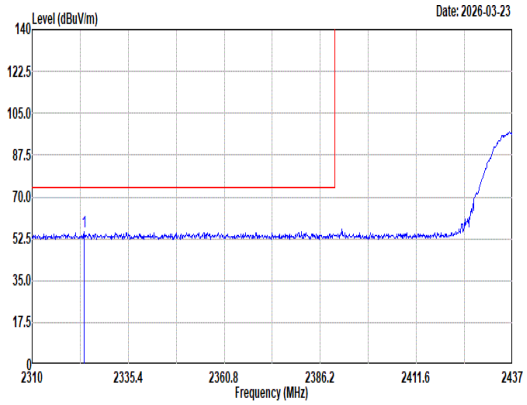 Site : 03CH07-HY Condition: PEAK_BE_74 3m HF_ANT_00075962 HORIZONTAL : RBW:1000.000kHz VBW:3000.000kHz SWT:Auto Freq Level Limit Line Margin Read Level Ant Factor Cable Loss Preamp Factor Aux Factor APos TPos Remark MHz dBuV/m dBuV/m dB dBuV dB/m dB dB dB cm deg 1 2323.84 55.51 74.00 -18.49 39.39 32.10 8.56 34.55 10.01 125 356 Peak	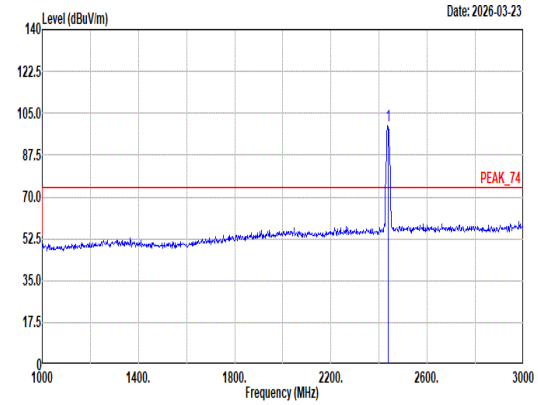 Site : 03CH07-HY Condition: PEAK_74 3m HF_ANT_00075962 HORIZONTAL : RBW:1000.000kHz VBW:3000.000kHz SWT:Auto Freq Level Limit Line Margin Read Level Ant Factor Cable Loss Preamp Factor Aux Factor APos TPos Remark MHz dBuV/m dBuV/m dB dBuV dB/m dB dB dB cm deg 1 2437.00 99.67 ------ ------ 83.16 32.36 8.76 34.62 10.01 125 356 Peak
Avg	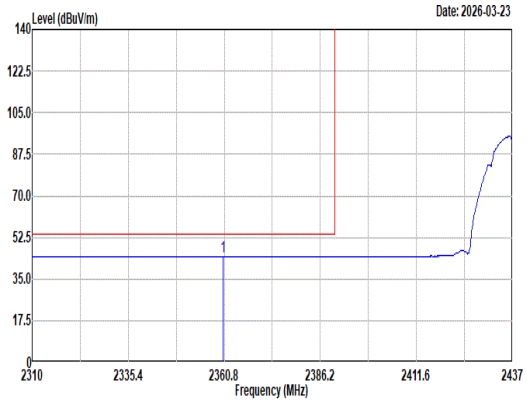 Site : 03CH07-HY Condition: AVG_BE_54 3m HF_ANT_00075962 HORIZONTAL : RBW:1000.000kHz VBW:0.010kHz SWT:Auto Freq Level Limit Line Margin Read Level Ant Factor Cable Loss Preamp Factor Aux Factor APos TPos Remark MHz dBuV/m dBuV/m dB dBuV dB/m dB dB dB cm deg 1 2360.42 44.45 54.00 -9.55 28.18 32.20 8.62 34.57 10.02 125 356 Average	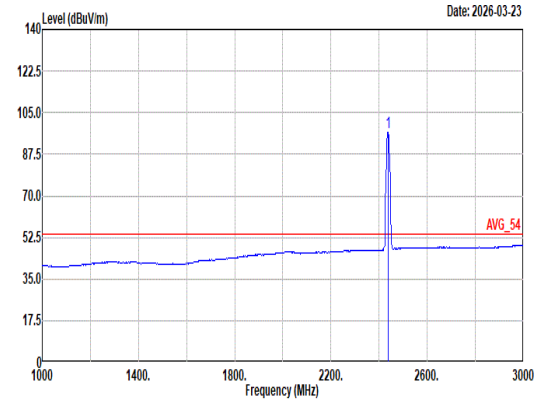 Site : 03CH07-HY Condition: AVG_54 3m HF_ANT_00075962 HORIZONTAL : RBW:1000.000kHz VBW:0.010kHz SWT:Auto Freq Level Limit Line Margin Read Level Ant Factor Cable Loss Preamp Factor Aux Factor APos TPos Remark MHz dBuV/m dBuV/m dB dBuV dB/m dB dB dB cm deg 1 2437.00 96.52 ------ ------ 80.01 32.36 8.76 34.62 10.01 125 356 Average

Mode	52	
	Band Edge - R	
	2400-2483.5_802.11b_CH06_2437MHz	
ANT	6+7	
Pol.	Horizontal	Fundamental
Peak	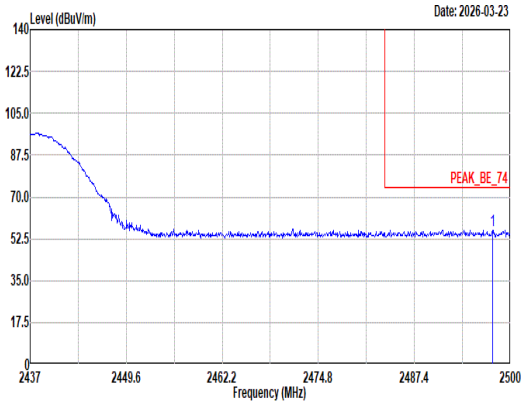 Site : 03CH07-HY Condition: PEAK_BE_74 3m HF_ANT_00075962 HORIZONTAL : RBW:1000.000kHz VBW:3000.000kHz SWT:Auto Freq Level Limit Line Margin Read Level Ant Factor Cable Loss Preamp Factor Aux Factor APos TPos Remark MHz dBuV/m dBuV/m dB dBuV dB/m dB dB dB cm deg 1 2497.67 56.14 74.00 -17.86 39.09 32.88 8.87 34.66 9.96 125 356 Peak	Blank
Avg	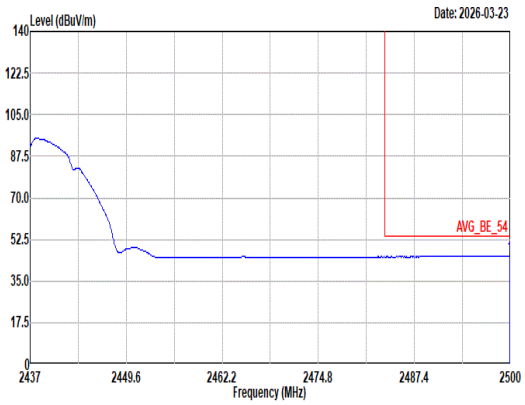 Site : 03CH07-HY Condition: AVG_BE_54 3m HF_ANT_00075962 HORIZONTAL : RBW:1000.000kHz VBW:0.010kHz SWT:Auto Freq Level Limit Line Margin Read Level Ant Factor Cable Loss Preamp Factor Aux Factor APos TPos Remark MHz dBuV/m dBuV/m dB dBuV dB/m dB dB dB cm deg 1 2499.87 45.33 54.00 -8.67 28.26 32.90 8.87 34.66 9.96 125 356 Average	Blank

Mode	52	
	Band Edge - L	
	2400-2483.5_802.11b_CH06_2437MHz	
ANT	6+7	
Pol.	Vertical	Fundamental
Peak	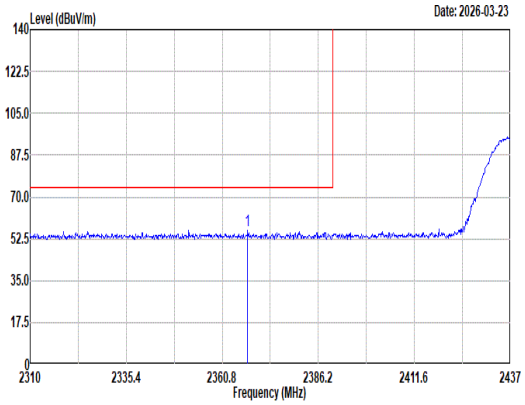 Site : 03CH07-HY Condition: PEAK_BE_74 3m HF_ANT_00075962 VERTICAL : RBW:1000.000kHz VBW:3000.000kHz SWT:Auto Freq Level Limit Line Margin Read Level Ant Factor Cable Loss Preamp Factor Aux Factor APos TPos Remark MHz dBuV/m dBuV/m dB dBuV dB/m dB dB dB cm deg 1 2367.53 55.82 74.00 -18.18 39.62 32.12 8.63 34.58 10.03 106 340 Peak	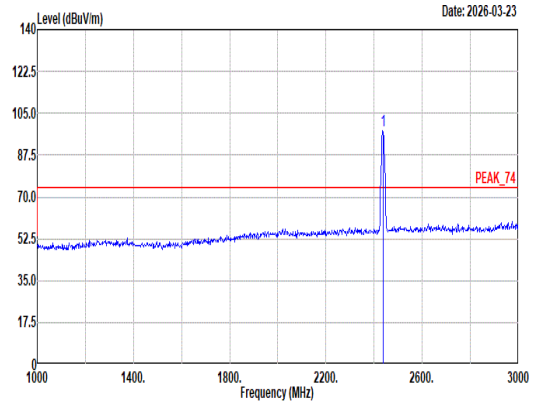 Site : 03CH07-HY Condition: PEAK_74 3m HF_ANT_00075962 VERTICAL : RBW:1000.000kHz VBW:3000.000kHz SWT:Auto Freq Level Limit Line Margin Read Level Ant Factor Cable Loss Preamp Factor Aux Factor APos TPos Remark MHz dBuV/m dBuV/m dB dBuV dB/m dB dB dB cm deg 1 2437.00 97.58 ------ ------ 81.07 32.36 8.76 34.62 10.01 106 340 Peak
Avg	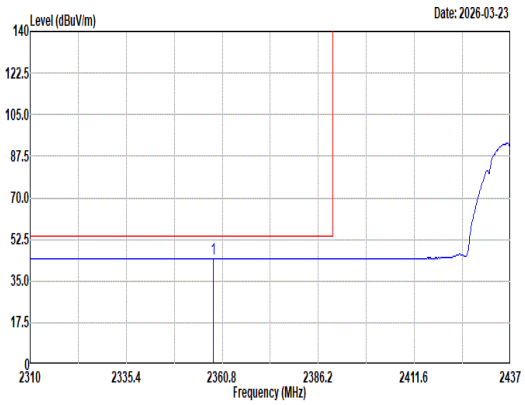 Site : 03CH07-HY Condition: AVG_BE_54 3m HF_ANT_00075962 VERTICAL : RBW:1000.000kHz VBW:0.010kHz SWT:Auto Freq Level Limit Line Margin Read Level Ant Factor Cable Loss Preamp Factor Aux Factor APos TPos Remark MHz dBuV/m dBuV/m dB dBuV dB/m dB dB dB cm deg 1 2358.51 44.46 54.00 -9.54 28.20 32.19 8.62 34.57 10.02 106 340 Average	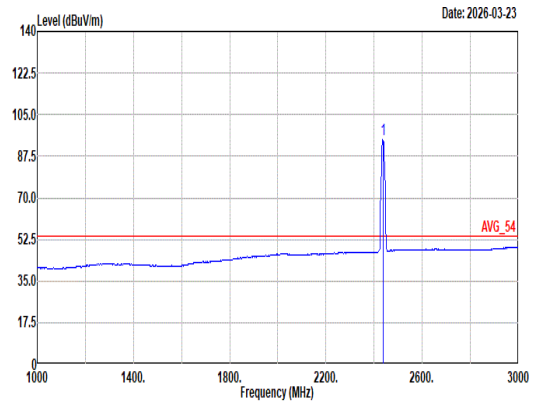 Site : 03CH07-HY Condition: AVG_54 3m HF_ANT_00075962 VERTICAL : RBW:1000.000kHz VBW:0.010kHz SWT:Auto Freq Level Limit Line Margin Read Level Ant Factor Cable Loss Preamp Factor Aux Factor APos TPos Remark MHz dBuV/m dBuV/m dB dBuV dB/m dB dB dB cm deg 1 2437.00 94.55 ------ ------ 78.04 32.36 8.76 34.62 10.01 106 340 Average

Mode	52	
	Band Edge - R	
	2400-2483.5_802.11b_CH06_2437MHz	
ANT	6+7	
Pol.	Vertical	Fundamental
Peak	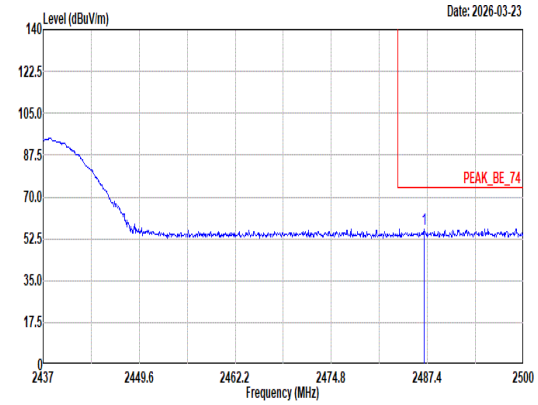 Site : 03CH07-HY Condition: PEAK_BE_74 3m HF_ANT_00075962 VERTICAL : RBW:1000.000kHz VBW:3000.000kHz SWT:Auto Limit Read Ant Cable Preamp Aux APos TPos Freq Level Line Margin Level Factor Loss Factor Factor Remark MHz dBuV/m dBuV/m dB dBuV dB/m dB dB dB cm deg 1 2487.02 56.48 74.00 -17.52 39.54 32.77 8.85 34.65 9.97 106 340 Peak	Blank
Avg	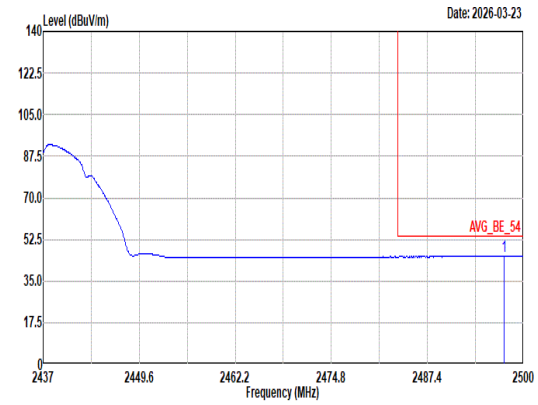 Site : 03CH07-HY Condition: AVG_BE_54 3m HF_ANT_00075962 VERTICAL : RBW:1000.000kHz VBW:0.010kHz SWT:Auto Limit Read Ant Cable Preamp Aux APos TPos Freq Level Line Margin Level Factor Loss Factor Factor Remark MHz dBuV/m dBuV/m dB dBuV dB/m dB dB dB cm deg 1 2497.42 45.34 54.00 -8.66 28.30 32.87 8.87 34.66 9.96 106 340 Average	Blank

Mode	52	
	Harmonic	
	2400-2483.5_802.11b_CH06_2437MHz	
ANT	6+7	
Pol.	Horizontal	Vertical
Peak Avg	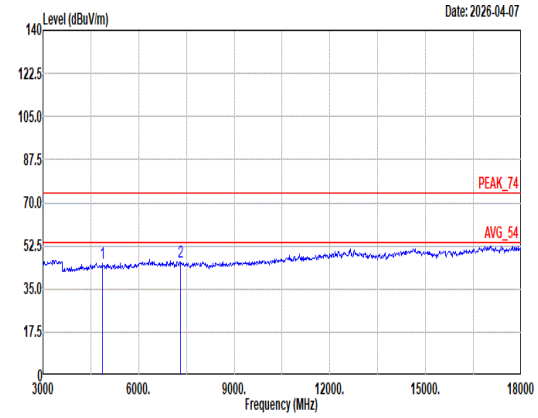 Site : 03CH07-HY Condition: PEAK_74 3m HF_ANT_00075962 HORIZONTAL Freq Level Limit Line Margin Read Level Ant Factor Cable Loss Preamp Factor Aux Factor APos TPos Remark MHz dBuV/m dBuV/m dB dBuV dB/m dB dB dB cm deg 1 4874.00 45.44 74.00 -28.56 55.85 34.45 12.40 58.26 1.00 -- -- Peak 2 7311.00 46.16 74.00 -27.84 51.75 36.00 14.93 57.68 1.16 -- -- Peak	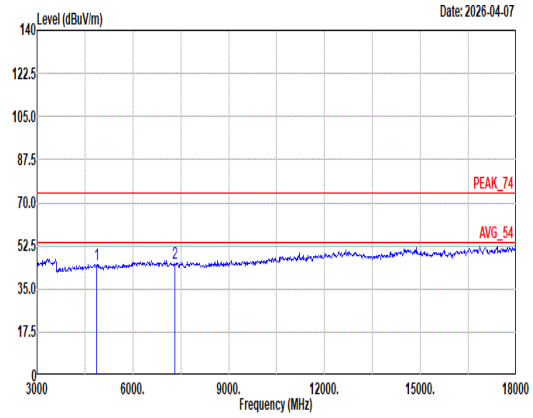 Site : 03CH07-HY Condition: PEAK_74 3m HF_ANT_00075962 VERTICAL Freq Level Limit Line Margin Read Level Ant Factor Cable Loss Preamp Factor Aux Factor APos TPos Remark MHz dBuV/m dBuV/m dB dBuV dB/m dB dB dB cm deg 1 4874.00 44.98 74.00 -29.02 55.39 34.45 12.40 58.26 1.00 -- -- Peak 2 7311.00 45.31 74.00 -28.69 50.90 36.00 14.93 57.68 1.16 -- -- Peak

Mode	52	
	Harmonic	
	2400-2483.5_802.11b_CH06_2437MHz	
ANT	6+7	
Pol.	Horizontal	Vertical
14.47G ~14.5G Avg	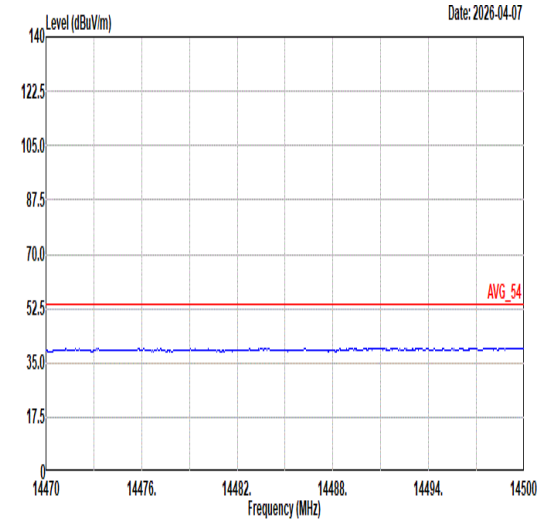 Site : 03CH07-HY Condition: AVG_54 3m HF_ANT_00075962 HORIZONTAL	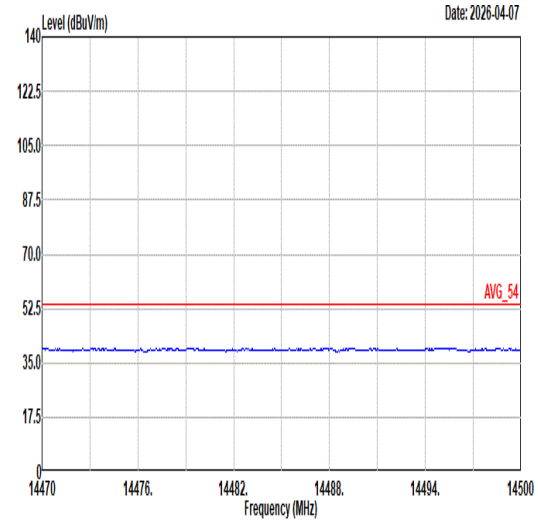 Site : 03CH07-HY Condition: AVG_54 3m HF_ANT_00075962 VERTICAL
17.7G ~18G Avg	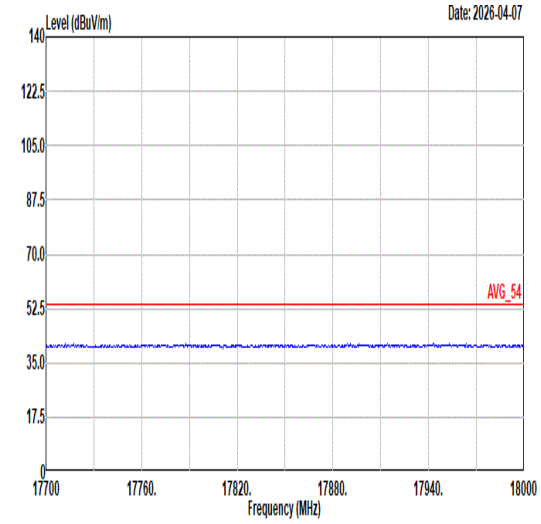 Site : 03CH07-HY Condition: AVG_54 3m HF_ANT_00075962 HORIZONTAL	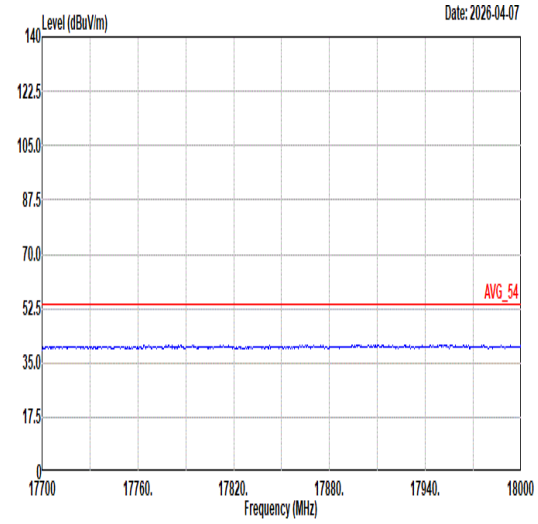 Site : 03CH07-HY Condition: AVG_54 3m HF_ANT_00075962 VERTICAL

Mode	53	
	Band Edge	
	2400-2483.5_802.11b_CH11_2462MHz	
ANT	6+7	
Pol.	Horizontal	Fundamental
Peak	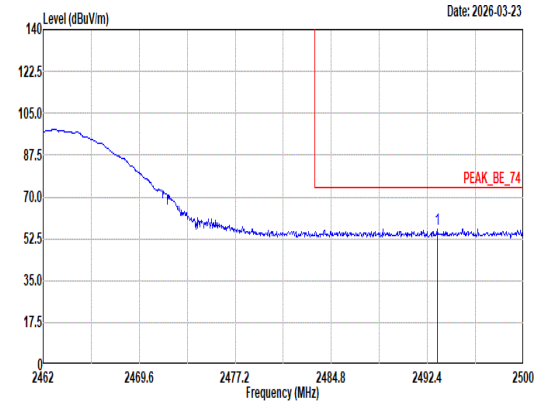 Site : 03CH07-HY Condition: PEAK_BE_74 3m HF_ANT_00075962 HORIZONTAL : RBW:1000.000kHz VBW:3000.000kHz SWT:Auto Freq Level Limit Line Margin Read Level Ant Factor Cable Loss Preamp Factor Aux Factor APos TPos Remark MHz dBuV/m dBuV/m dB dBuV dB/m dB dB dB cm deg 1 2493.16 56.53 74.00 -17.47 39.53 32.83 8.86 34.66 9.97 178 358 Peak	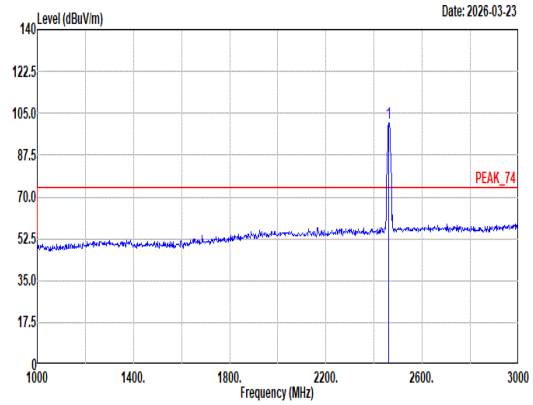 Site : 03CH07-HY Condition: PEAK_74 3m HF_ANT_00075962 HORIZONTAL : RBW:1000.000kHz VBW:3000.000kHz SWT:Auto Freq Level Limit Line Margin Read Level Ant Factor Cable Loss Preamp Factor Aux Factor APos TPos Remark MHz dBuV/m dBuV/m dB dBuV dB/m dB dB dB cm deg 1 2462.00 100.99 ------ ------ 84.19 32.64 8.81 34.64 9.99 178 358 Peak
Avg	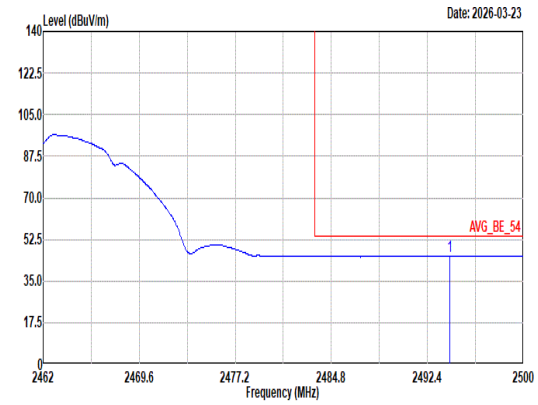 Site : 03CH07-HY Condition: AVG_BE_54 3m HF_ANT_00075962 HORIZONTAL : RBW:1000.000kHz VBW:0.010kHz SWT:Auto Freq Level Limit Line Margin Read Level Ant Factor Cable Loss Preamp Factor Aux Factor APos TPos Remark MHz dBuV/m dBuV/m dB dBuV dB/m dB dB dB cm deg 1 2494.15 45.33 54.00 -8.67 28.33 32.84 8.86 34.66 9.96 178 358 Average	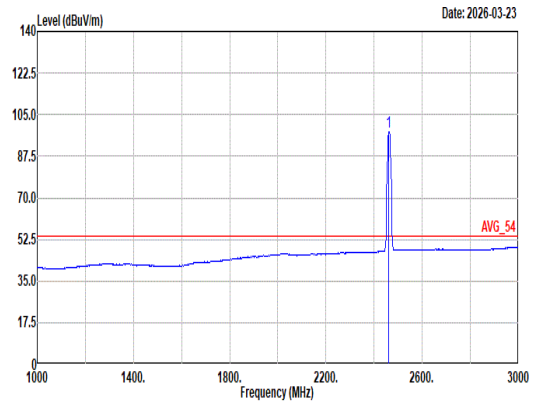 Site : 03CH07-HY Condition: AVG_54 3m HF_ANT_00075962 HORIZONTAL : RBW:1000.000kHz VBW:0.010kHz SWT:Auto Freq Level Limit Line Margin Read Level Ant Factor Cable Loss Preamp Factor Aux Factor APos TPos Remark MHz dBuV/m dBuV/m dB dBuV dB/m dB dB dB cm deg 1 2462.00 97.94 ------ ------ 81.14 32.64 8.81 34.64 9.99 178 358 Average

Mode	53	
	Band Edge	
	2400-2483.5_802.11b_CH11_2462MHz	
ANT	6+7	
Pol.	Vertical	Fundamental
Peak	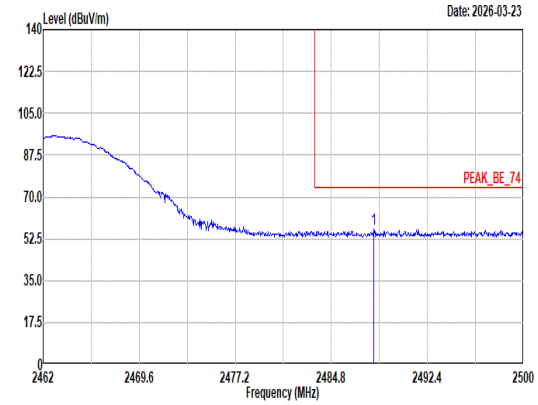 Site : 03CH07-HY Condition: PEAK_BE_74 3m HF_ANT_00075962 VERTICAL : RBW:1000.000kHz VBW:3000.000kHz SWT:Auto Freq Level Limit Line Margin Read Level Ant Factor Cable Loss Preamp Factor Aux Factor APos TPos Remark MHz dBuV/m dBuV/m dB dBuV dB/m dB dB dB cm deg 1 2488.18 56.54 74.00 -17.46 39.59 32.78 8.85 34.65 9.97 102 343 Peak	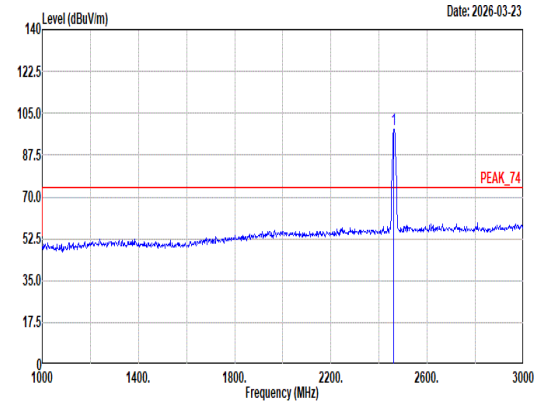 Site : 03CH07-HY Condition: PEAK_74 3m HF_ANT_00075962 VERTICAL : RBW:1000.000kHz VBW:3000.000kHz SWT:Auto Freq Level Limit Line Margin Read Level Ant Factor Cable Loss Preamp Factor Aux Factor APos TPos Remark MHz dBuV/m dBuV/m dB dBuV dB/m dB dB dB cm deg 1 2462.00 98.34 ------ ------ 81.54 32.64 8.81 34.64 9.99 102 343 Peak
Avg	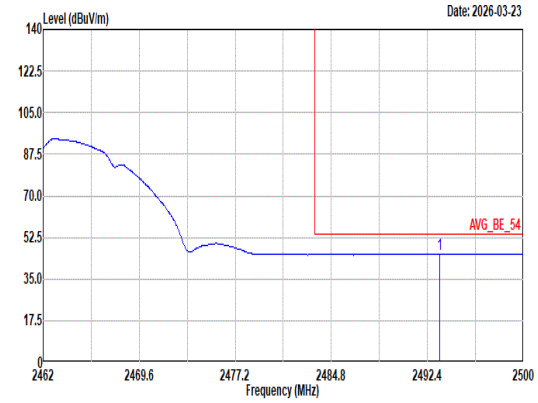 Site : 03CH07-HY Condition: AVG_BE_54 3m HF_ANT_00075962 VERTICAL : RBW:1000.000kHz VBW:0.010kHz SWT:Auto Freq Level Limit Line Margin Read Level Ant Factor Cable Loss Preamp Factor Aux Factor APos TPos Remark MHz dBuV/m dBuV/m dB dBuV dB/m dB dB dB cm deg 1 2493.35 45.37 54.00 -8.63 28.37 32.83 8.86 34.66 9.97 102 343 Average	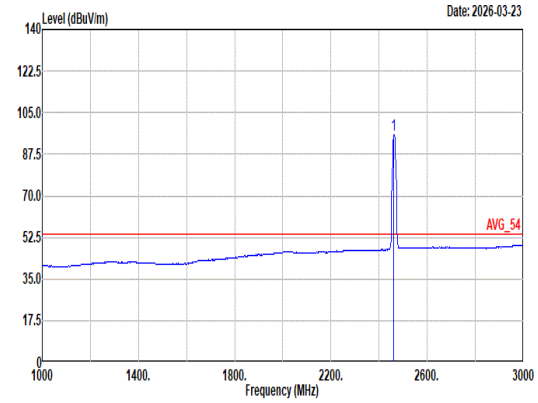 Site : 03CH07-HY Condition: AVG_54 3m HF_ANT_00075962 VERTICAL : RBW:1000.000kHz VBW:0.010kHz SWT:Auto Freq Level Limit Line Margin Read Level Ant Factor Cable Loss Preamp Factor Aux Factor APos TPos Remark MHz dBuV/m dBuV/m dB dBuV dB/m dB dB dB cm deg 1 2462.00 95.51 ------ ------ 78.71 32.64 8.81 34.64 9.99 102 343 Average

Mode	53	
	Harmonic	
	2400-2483.5_802.11b_CH11_2462MHz	
ANT	6+7	
Pol.	Horizontal	Vertical
Peak Avg	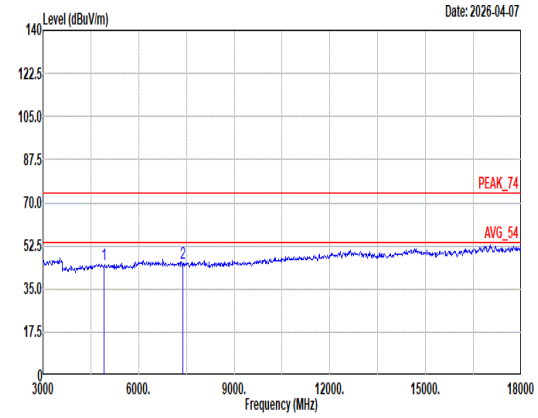 Site : 03CH07-HY Condition: PEAK_74 3m HF_ANT_00075962 HORIZONTAL Freq Level Limit Line Margin Read Level Ant Factor Cable Loss Preamp Factor Aux Factor APos TPos Remark MHz dBuV/m dBuV/m dB dBuV dB/m dB dB dB cm deg 1 4924.00 45.03 74.00 -28.97 55.33 34.45 12.46 58.16 0.95 -- -- Peak 2 7386.00 45.51 74.00 -28.49 51.20 36.00 14.98 57.81 1.14 -- -- Peak	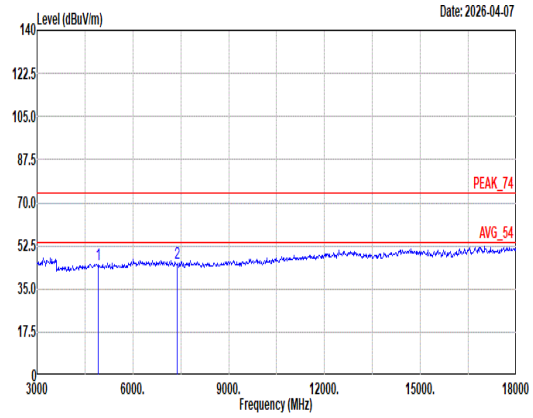 Site : 03CH07-HY Condition: PEAK_74 3m HF_ANT_00075962 VERTICAL Freq Level Limit Line Margin Read Level Ant Factor Cable Loss Preamp Factor Aux Factor APos TPos Remark MHz dBuV/m dBuV/m dB dBuV dB/m dB dB dB cm deg 1 4924.00 44.80 74.00 -29.20 55.10 34.45 12.46 58.16 0.95 -- -- Peak 2 7386.00 45.46 74.00 -28.54 51.15 36.00 14.98 57.81 1.14 -- -- Peak

Mode	53	
	Harmonic	
	2400-2483.5_802.11b_CH11_2462MHz	
ANT	6+7	
Pol.	Horizontal	Vertical
14.47G ~14.5G Avg	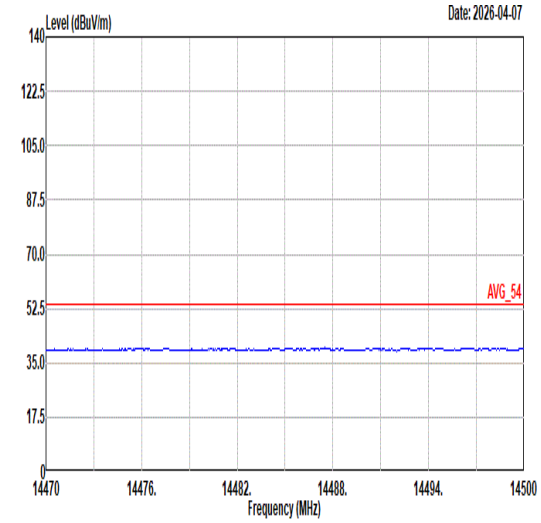 Site : 03CH07-HY Condition: AVG_54 3m HF_ANT_00075962 HORIZONTAL	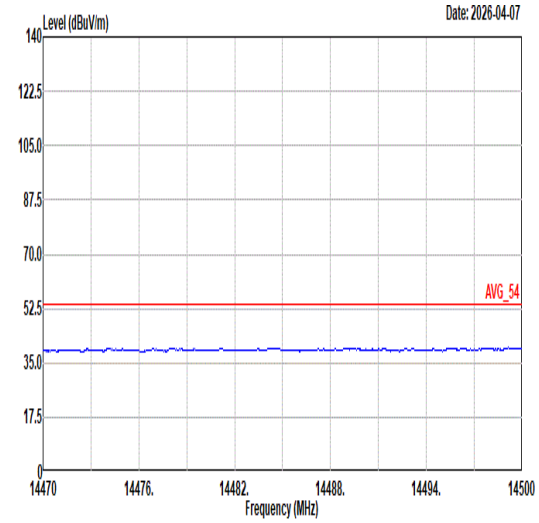 Site : 03CH07-HY Condition: AVG_54 3m HF_ANT_00075962 VERTICAL
17.7G ~18G Avg	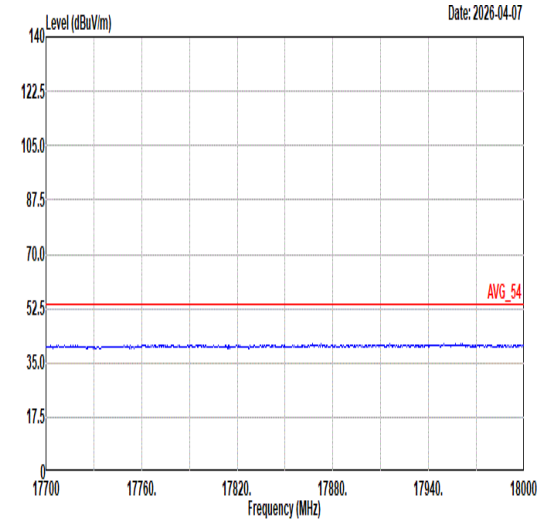 Site : 03CH07-HY Condition: AVG_54 3m HF_ANT_00075962 HORIZONTAL	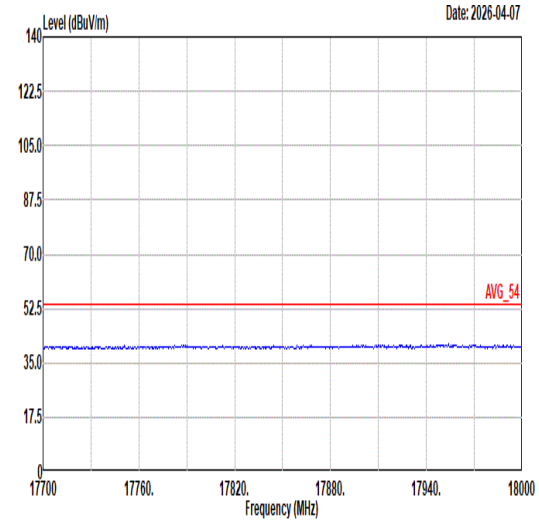 Site : 03CH07-HY Condition: AVG_54 3m HF_ANT_00075962 VERTICAL

Mode	54	
	Band Edge	
	2400-2483.5_802.11g_CH01_2412MHz	
ANT	6+7	
Pol.	Horizontal	Fundamental
Peak	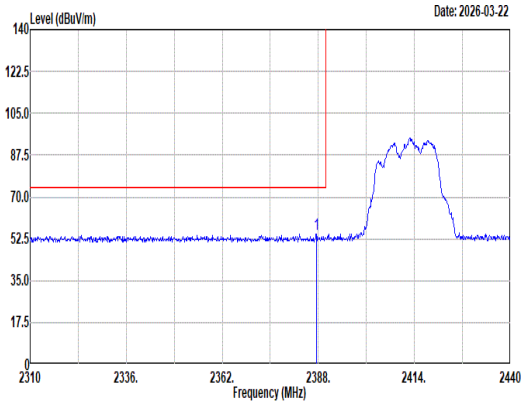 Site : 03CH07-HY Condition: PEAK_BE_74 3m HF_ANT_00075962 HORIZONTAL : RBW:1000.000kHz VBW:3000.000kHz SWT:Auto Freq Level Limit Line Margin Read Level Ant Factor Cable Loss Preamp Factor Aux Factor APos TPos Remark MHz dBuV/m dBuV/m dB dBuV dB/m dB dB dB cm deg 1 2387.48 54.22 74.00 -19.78 38.01 32.10 8.67 34.59 10.03 379 360 Peak	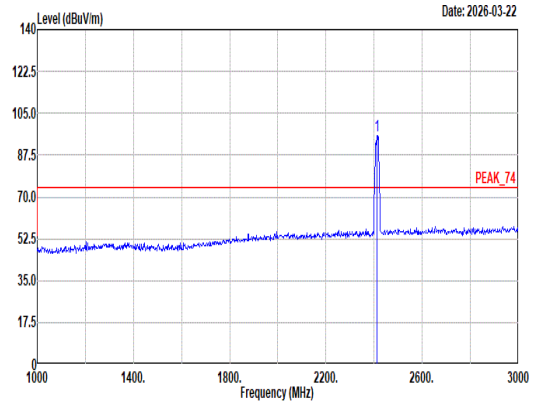 Site : 03CH07-HY Condition: PEAK_74 3m HF_ANT_00075962 HORIZONTAL : RBW:1000.000kHz VBW:3000.000kHz SWT:Auto Freq Level Limit Line Margin Read Level Ant Factor Cable Loss Preamp Factor Aux Factor APos TPos Remark MHz dBuV/m dBuV/m dB dBuV dB/m dB dB dB cm deg 1 2412.00 95.82 ------ ------ 79.46 32.22 8.71 34.60 10.03 379 360 Peak
Avg	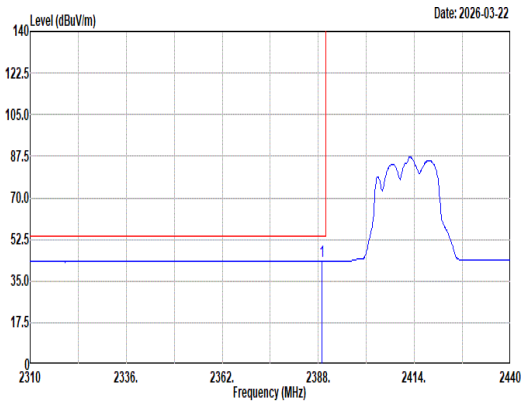 Site : 03CH07-HY Condition: AVG_BE_54 3m HF_ANT_00075962 HORIZONTAL : RBW:1000.000kHz VBW:0.010kHz SWT:Auto Freq Level Limit Line Margin Read Level Ant Factor Cable Loss Preamp Factor Aux Factor APos TPos Remark MHz dBuV/m dBuV/m dB dBuV dB/m dB dB dB cm deg 1 2388.91 43.38 54.00 -10.62 27.16 32.10 8.67 34.59 10.04 379 360 Average	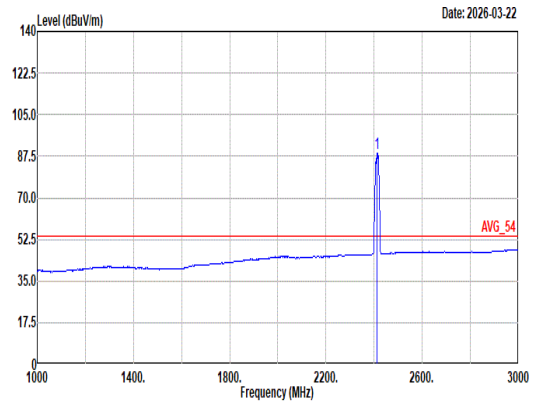 Site : 03CH07-HY Condition: AVG_54 3m HF_ANT_00075962 HORIZONTAL : RBW:1000.000kHz VBW:0.010kHz SWT:Auto Freq Level Limit Line Margin Read Level Ant Factor Cable Loss Preamp Factor Aux Factor APos TPos Remark MHz dBuV/m dBuV/m dB dBuV dB/m dB dB dB cm deg 1 2412.00 88.88 ------ ------ 72.52 32.22 8.71 34.60 10.03 379 360 Average

Mode	54	
	Band Edge	
	2400-2483.5_802.11g_CH01_2412MHz	
ANT	6+7	
Pol.	Vertical	Fundamental
Peak	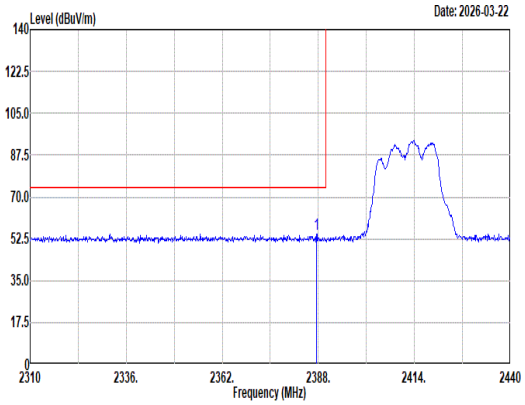 Site : 03CH07-HY Condition: PEAK_BE_74 3m HF_ANT_00075962 VERTICAL : RBW:1000.000kHz VBW:3000.000kHz SWT:Auto Freq Level Limit Line Margin Read Level Ant Factor Cable Loss Preamp Factor Aux Factor APos TPos Remark MHz dBuV/m dBuV/m dB dBuV dB/m dB dB dB cm deg 1 2387.48 54.54 74.00 -19.46 38.33 32.10 8.67 34.59 10.03 379 332 Peak	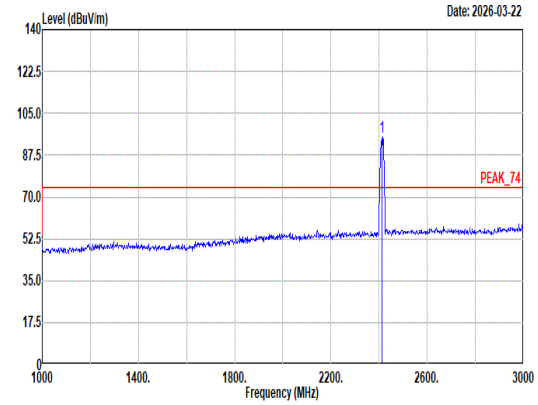 Site : 03CH07-HY Condition: PEAK_74 3m HF_ANT_00075962 VERTICAL : RBW:1000.000kHz VBW:3000.000kHz SWT:Auto Freq Level Limit Line Margin Read Level Ant Factor Cable Loss Preamp Factor Aux Factor APos TPos Remark MHz dBuV/m dBuV/m dB dBuV dB/m dB dB dB cm deg 1 2412.00 94.91 ------ ------ 78.52 32.24 8.72 34.60 10.03 379 332 Peak
Avg	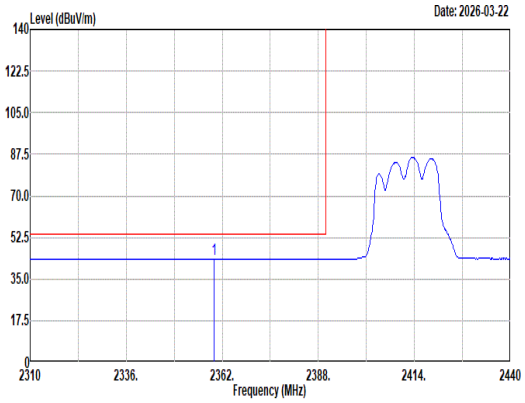 Site : 03CH07-HY Condition: AVG_BE_54 3m HF_ANT_00075962 VERTICAL : RBW:1000.000kHz VBW:0.010kHz SWT:Auto Freq Level Limit Line Margin Read Level Ant Factor Cable Loss Preamp Factor Aux Factor APos TPos Remark MHz dBuV/m dBuV/m dB dBuV dB/m dB dB dB cm deg 1 2359.79 43.34 54.00 -10.66 27.07 32.20 8.62 34.57 10.02 379 332 Average	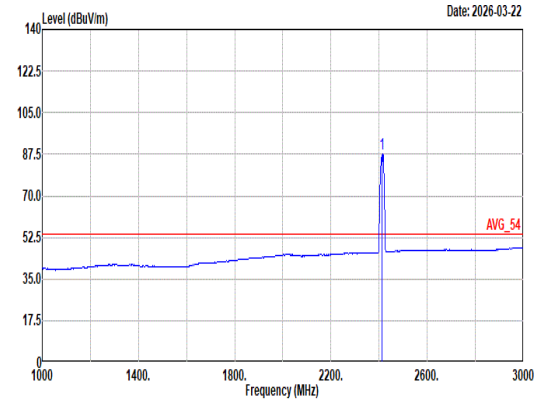 Site : 03CH07-HY Condition: AVG_54 3m HF_ANT_00075962 VERTICAL : RBW:1000.000kHz VBW:0.010kHz SWT:Auto Freq Level Limit Line Margin Read Level Ant Factor Cable Loss Preamp Factor Aux Factor APos TPos Remark MHz dBuV/m dBuV/m dB dBuV dB/m dB dB dB cm deg 1 2412.00 87.80 ------ ------ 71.41 32.24 8.72 34.60 10.03 379 332 Average

Mode	54	
	Harmonic	
	2400-2483.5_802.11g_CH01_2412MHz	
ANT	6+7	
Pol.	Horizontal	Vertical
Peak Avg	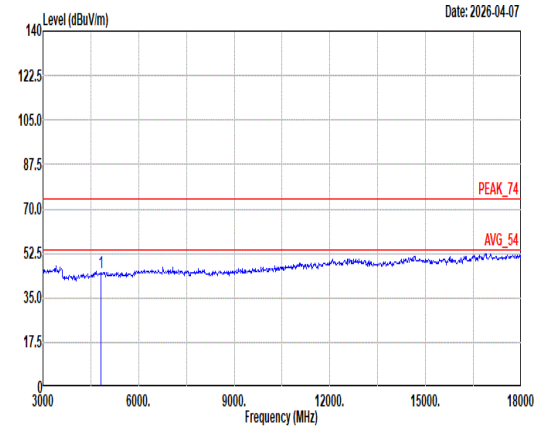 Site : 03CH07-HY Condition: PEAK_74 3m HF_ANT_00075962 HORIZONTAL Freq Level Limit Line Margin Read Level Ant Factor Cable Loss Preamp Factor Aux Factor APos TPos Remark MHz dBuV/m dBuV/m dB dBuV dB/m dB dB dB cm deg 1 4824.00 44.65 74.00 -29.35 55.14 34.50 12.34 58.37 1.04 -- -- Peak	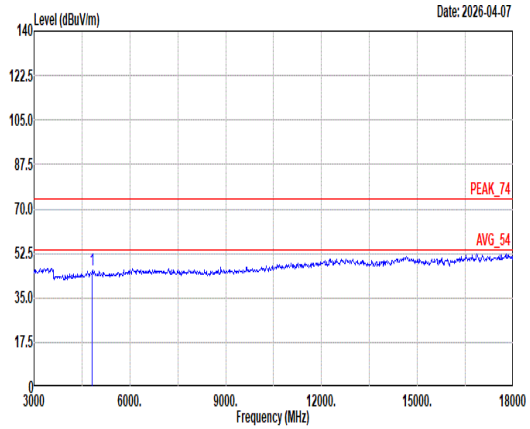 Site : 03CH07-HY Condition: PEAK_74 3m HF_ANT_00075962 VERTICAL Freq Level Limit Line Margin Read Level Ant Factor Cable Loss Preamp Factor Aux Factor APos TPos Remark MHz dBuV/m dBuV/m dB dBuV dB/m dB dB dB cm deg 1 4824.00 45.72 74.00 -28.28 56.21 34.50 12.34 58.37 1.04 -- -- Peak

Mode	54	
	Harmonic	
	2400-2483.5_802.11g_CH01_2412MHz	
ANT	6+7	
Pol.	Horizontal	Vertical
14.47G ~14.5G Avg	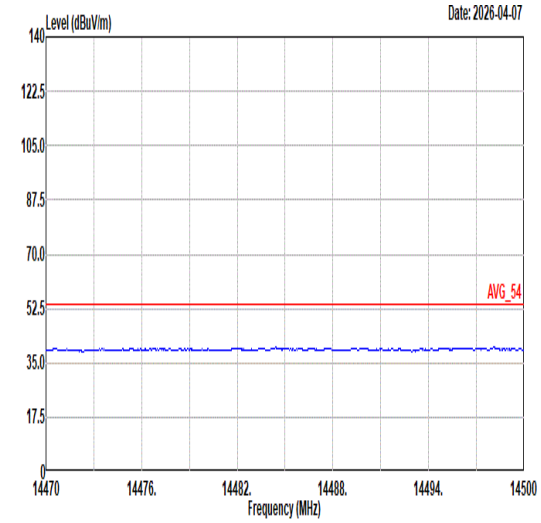 Site : 03CH07-HY Condition: AVG_54 3m HF_ANT_00075962 HORIZONTAL	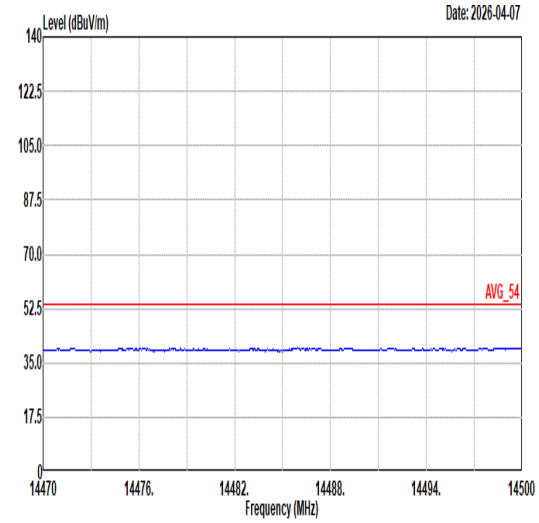 Site : 03CH07-HY Condition: AVG_54 3m HF_ANT_00075962 VERTICAL
17.7G ~18G Avg	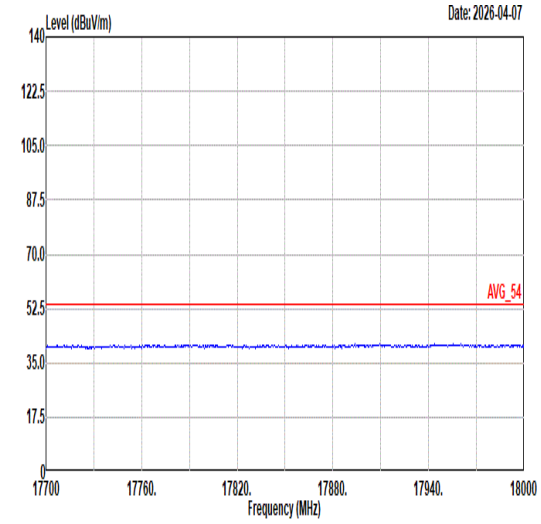 Site : 03CH07-HY Condition: AVG_54 3m HF_ANT_00075962 HORIZONTAL	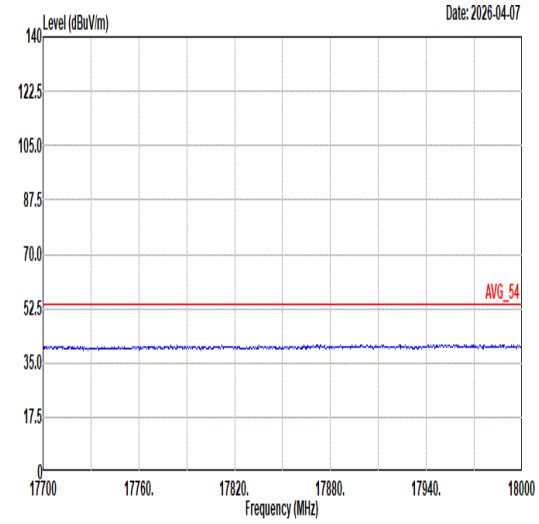 Site : 03CH07-HY Condition: AVG_54 3m HF_ANT_00075962 VERTICAL

Mode	55	
	Band Edge - L	
	2400-2483.5_802.11g_CH06_2437MHz	
ANT	6+7	
Pol.	Horizontal	Fundamental
Peak	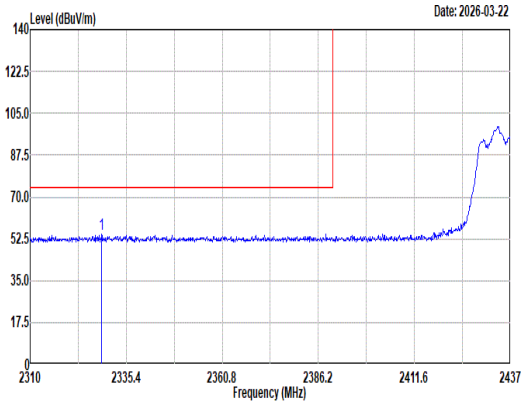 Site : 03CH07-HY Condition: PEAK_BE_74 3m HF_ANT_00075962 HORIZONTAL : RBW:1000.000kHz VBW:3000.000kHz SWT:Auto Freq Level Limit Line Margin Read Level Ant Factor Cable Loss Preamp Factor Aux Factor APos TPos Remark MHz dBuV/m dBuV/m dB dBuV dB/m dB dB dB cm deg 1 2328.92 54.34 74.00 -19.66 38.21 32.10 8.57 34.55 10.01 379 360 Peak	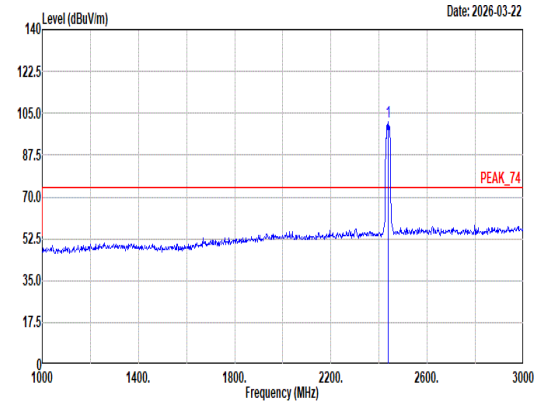 Site : 03CH07-HY Condition: PEAK_74 3m HF_ANT_00075962 HORIZONTAL : RBW:1000.000kHz VBW:3000.000kHz SWT:Auto Freq Level Limit Line Margin Read Level Ant Factor Cable Loss Preamp Factor Aux Factor APos TPos Remark MHz dBuV/m dBuV/m dB dBuV dB/m dB dB dB cm deg 1 2437.00 101.25 ------ ------ 84.72 32.38 8.76 34.62 10.01 379 360 Peak
Avg	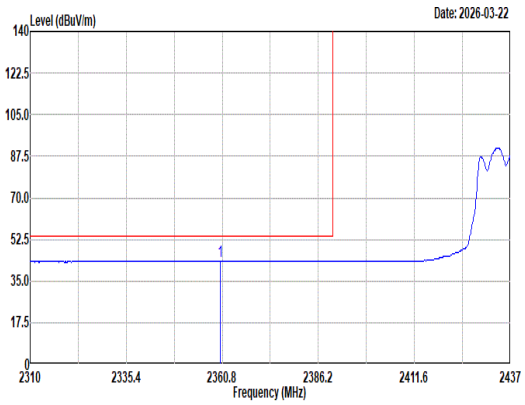 Site : 03CH07-HY Condition: AVG_BE_54 3m HF_ANT_00075962 HORIZONTAL : RBW:1000.000kHz VBW:0.010kHz SWT:Auto Freq Level Limit Line Margin Read Level Ant Factor Cable Loss Preamp Factor Aux Factor APos TPos Remark MHz dBuV/m dBuV/m dB dBuV dB/m dB dB dB cm deg 1 2360.29 43.34 54.00 -10.66 27.07 32.20 8.62 34.57 10.02 379 360 Average	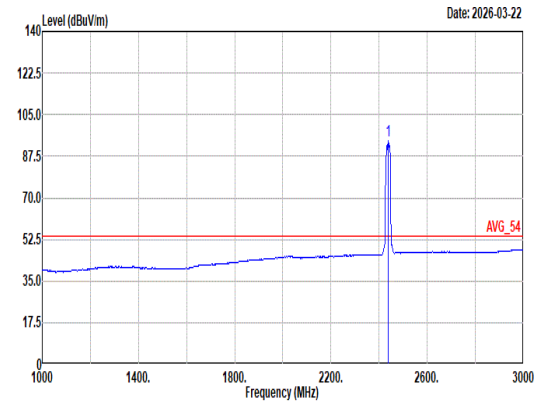 Site : 03CH07-HY Condition: AVG_54 3m HF_ANT_00075962 HORIZONTAL : RBW:1000.000kHz VBW:0.010kHz SWT:Auto Freq Level Limit Line Margin Read Level Ant Factor Cable Loss Preamp Factor Aux Factor APos TPos Remark MHz dBuV/m dBuV/m dB dBuV dB/m dB dB dB cm deg 1 2437.00 94.08 ------ ------ 77.55 32.38 8.76 34.62 10.01 379 360 Average

Mode	55	
	Band Edge - R	
	2400-2483.5_802.11g_CH06_2437MHz	
ANT	6+7	
Pol.	Horizontal	Fundamental
Peak	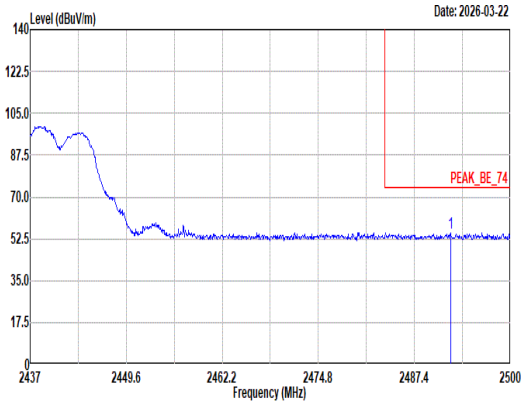 Site : 03CH07-HY Condition: PEAK_BE_74 3m HF_ANT_00075962 HORIZONTAL : RBW:1000.000kHz VBW:3000.000kHz SWT:Auto Limit Read Ant Cable Preamp Aux APos TPos Freq Level Line Margin Level Factor Loss Factor Factor Remark MHz dBuV/m dBuV/m dB dBuV dB/m dB dB dB cm deg 1 2492.13 54.87 74.00 -19.13 37.87 32.82 8.86 34.65 9.97 379 360 Peak	Blank
Avg	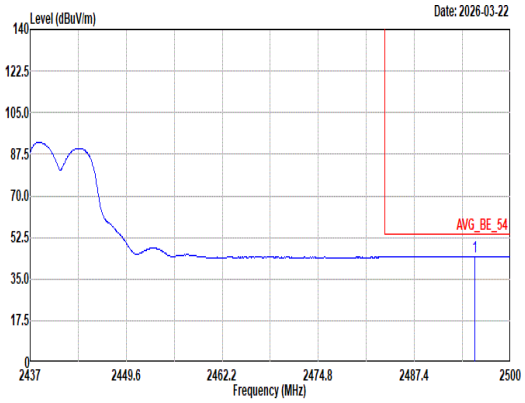 Site : 03CH07-HY Condition: AVG_BE_54 3m HF_ANT_00075962 HORIZONTAL : RBW:1000.000kHz VBW:0.010kHz SWT:Auto Limit Read Ant Cable Preamp Aux APos TPos Freq Level Line Margin Level Factor Loss Factor Factor Remark MHz dBuV/m dBuV/m dB dBuV dB/m dB dB dB cm deg 1 2495.28 44.26 54.00 -9.74 27.24 32.85 8.87 34.66 9.96 379 360 Average	Blank

Mode	55	
	Band Edge - L	
	2400-2483.5_802.11g_CH06_2437MHz	
ANT	6+7	
Pol.	Vertical	Fundamental
Peak	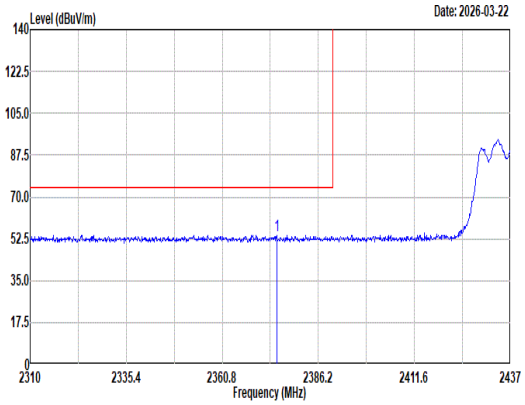 Site : 03CH07-HY Condition: PEAK_BE_74 3m HF_ANT_00075962 VERTICAL : RBW:1000.000kHz VBW:3000.000kHz SWT:Auto Freq Level Limit Line Margin Read Level Ant Factor Cable Loss Preamp Factor Aux Factor APos TPos Remark MHz dBuV/m dBuV/m dB dBuV dB/m dB dB dB cm deg 1 2375.15 54.08 74.00 -19.92 37.88 32.10 8.65 34.58 10.03 373 332 Peak	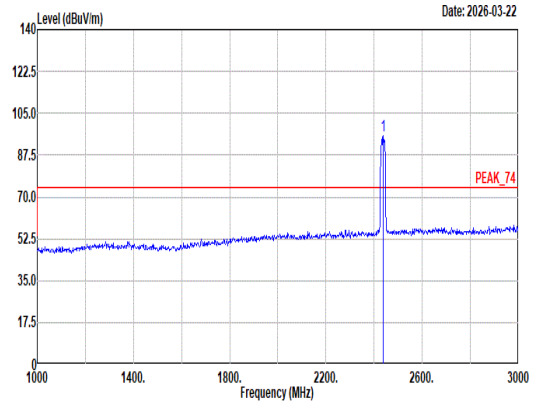 Site : 03CH07-HY Condition: PEAK_74 3m HF_ANT_00075962 VERTICAL : RBW:1000.000kHz VBW:3000.000kHz SWT:Auto Freq Level Limit Line Margin Read Level Ant Factor Cable Loss Preamp Factor Aux Factor APos TPos Remark MHz dBuV/m dBuV/m dB dBuV dB/m dB dB dB cm deg 1 2437.00 95.60 ------ ------ 79.07 32.38 8.76 34.62 10.01 373 332 Peak
Avg	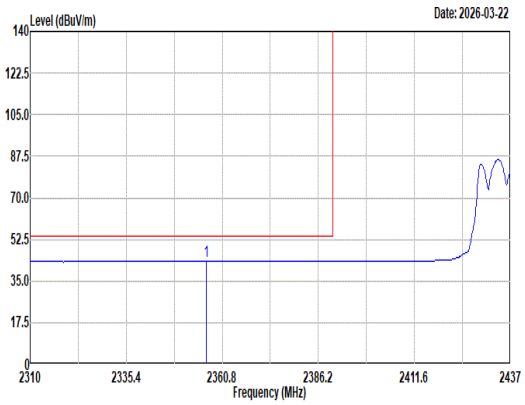 Site : 03CH07-HY Condition: AVG_BE_54 3m HF_ANT_00075962 VERTICAL : RBW:1000.000kHz VBW:0.010kHz SWT:Auto Freq Level Limit Line Margin Read Level Ant Factor Cable Loss Preamp Factor Aux Factor APos TPos Remark MHz dBuV/m dBuV/m dB dBuV dB/m dB dB dB cm deg 1 2356.48 43.32 54.00 -10.68 27.10 32.16 8.61 34.57 10.02 373 332 Average	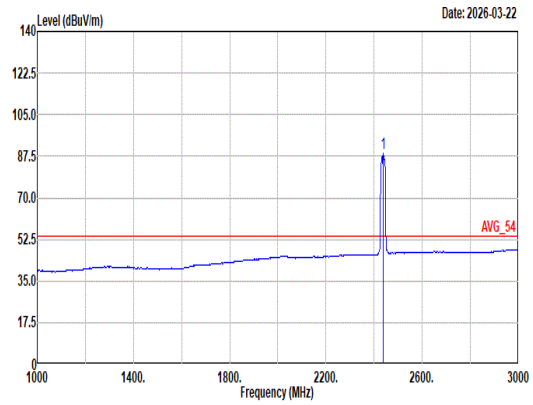 Site : 03CH07-HY Condition: AVG_54 3m HF_ANT_00075962 VERTICAL : RBW:1000.000kHz VBW:0.010kHz SWT:Auto Freq Level Limit Line Margin Read Level Ant Factor Cable Loss Preamp Factor Aux Factor APos TPos Remark MHz dBuV/m dBuV/m dB dBuV dB/m dB dB dB cm deg 1 2437.00 88.63 ------ ------ 72.10 32.38 8.76 34.62 10.01 373 332 Average

Mode	55	
	Band Edge - R	
	2400-2483.5_802.11g_CH06_2437MHz	
ANT	6+7	
Pol.	Vertical	Fundamental
Peak	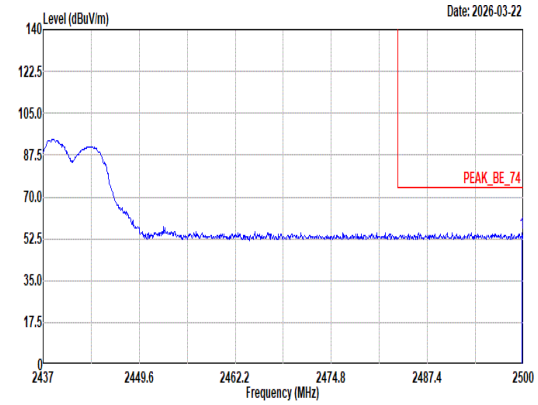 Site : 03CH07-HY Condition: PEAK_BE_74 3m HF_ANT_00075962 VERTICAL : RBW:1000.000kHz VBW:3000.000kHz SWT:Auto Limit Read Ant Cable Preamp Aux APos TPos Freq Level Line Margin Level Factor Loss Factor Factor Remark MHz dBuV/m dBuV/m dB dBuV dB/m dB dB dB cm deg 1 2499.81 55.04 74.00 -18.96 37.97 32.90 8.87 34.66 9.96 373 332 Peak	Blank
Avg	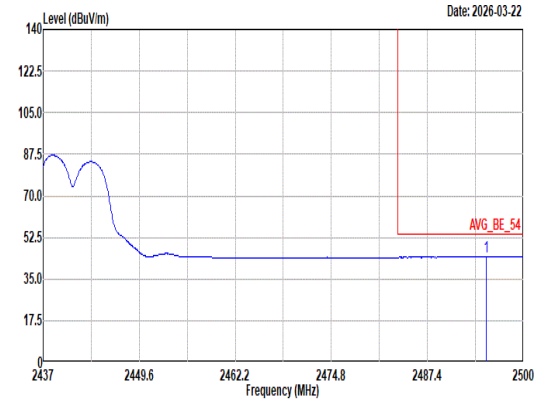 Site : 03CH07-HY Condition: AVG_BE_54 3m HF_ANT_00075962 VERTICAL : RBW:1000.000kHz VBW:0.010kHz SWT:Auto Limit Read Ant Cable Preamp Aux APos TPos Freq Level Line Margin Level Factor Loss Factor Factor Remark MHz dBuV/m dBuV/m dB dBuV dB/m dB dB dB cm deg 1 2495.09 44.25 54.00 -9.75 27.23 32.85 8.87 34.66 9.96 373 332 Average	Blank

Mode	55	
	Harmonic	
	2400-2483.5_802.11g_CH06_2437MHz	
ANT	6+7	
Pol.	Horizontal	Vertical
Peak Avg	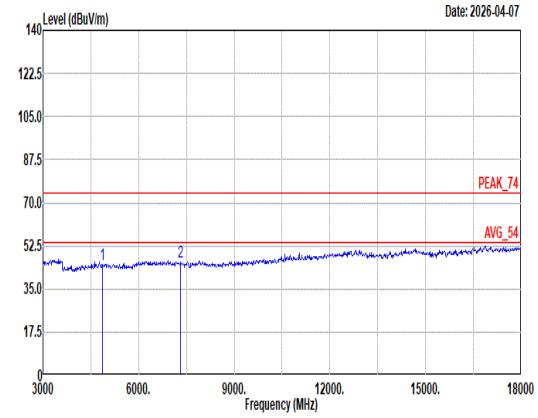 Site : 03CH07-HY Condition: PEAK_74 3m HF_ANT_00075962 HORIZONTAL Freq Level Limit Line Margin Read Level Ant Factor Cable Loss Preamp Factor Aux Factor APos TPos Remark MHz dBuV/m dBuV/m dB dBuV dB/m dB dB dB cm deg 1 4874.00 44.69 74.00 -29.31 55.10 34.45 12.40 58.26 1.00 -- -- Peak 2 7311.00 45.88 74.00 -28.12 51.47 36.00 14.93 57.68 1.16 -- -- Peak	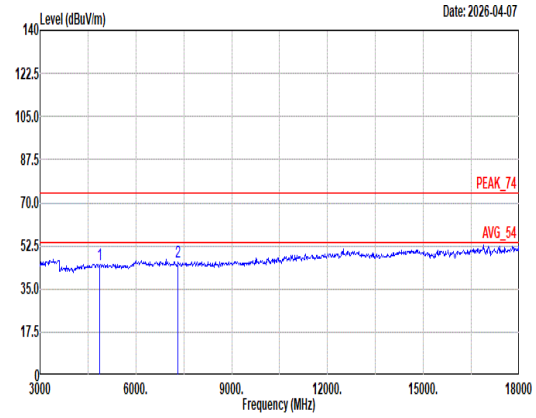 Site : 03CH07-HY Condition: PEAK_74 3m HF_ANT_00075962 VERTICAL Freq Level Limit Line Margin Read Level Ant Factor Cable Loss Preamp Factor Aux Factor APos TPos Remark MHz dBuV/m dBuV/m dB dBuV dB/m dB dB dB cm deg 1 4874.00 45.13 74.00 -28.87 55.54 34.45 12.40 58.26 1.00 -- -- Peak 2 7311.00 46.10 74.00 -27.90 51.69 36.00 14.93 57.68 1.16 -- -- Peak

Mode	55	
	Harmonic	
	2400-2483.5_802.11g_CH06_2437MHz	
ANT	6+7	
Pol.	Horizontal	Vertical
14.47G ~14.5G Avg	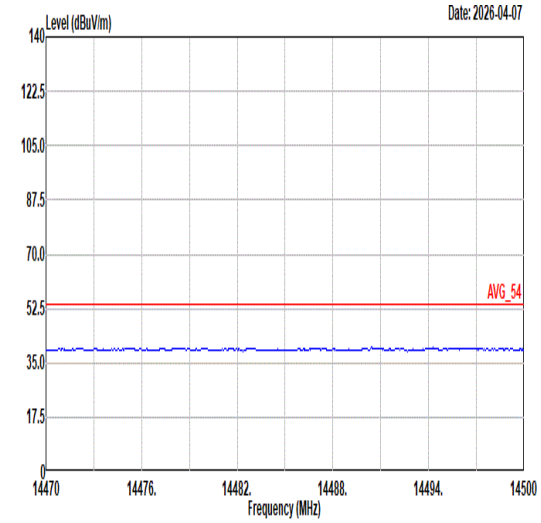 Site : 03CH07-HY Condition: AVG_54 3m HF_ANT_00075962 HORIZONTAL	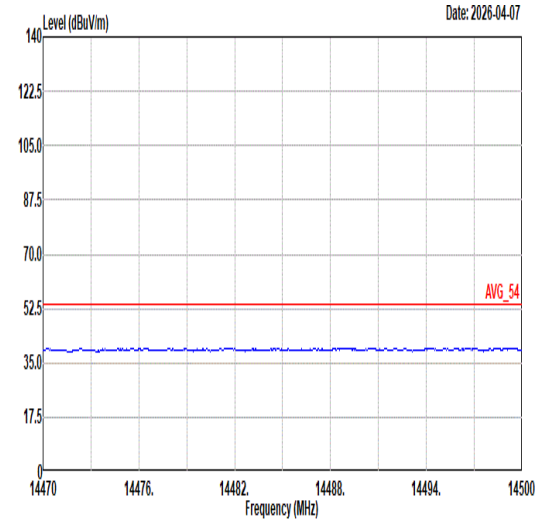 Site : 03CH07-HY Condition: AVG_54 3m HF_ANT_00075962 VERTICAL
17.7G ~18G Avg	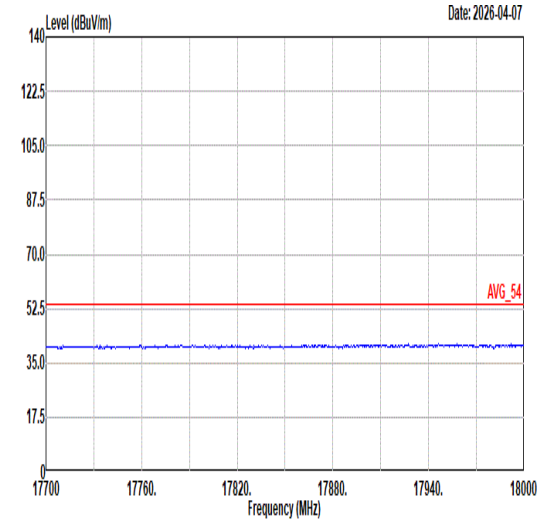 Site : 03CH07-HY Condition: AVG_54 3m HF_ANT_00075962 HORIZONTAL	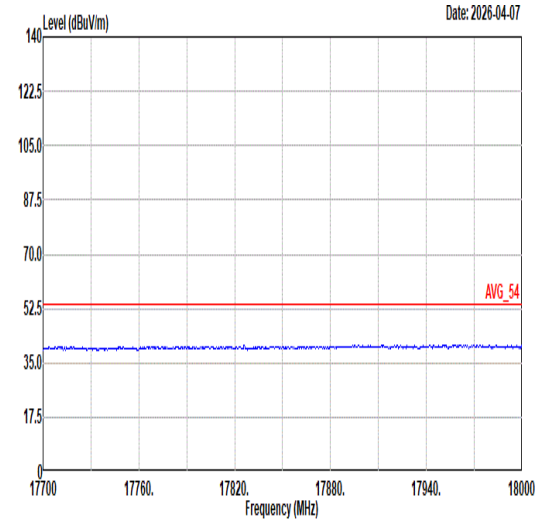 Site : 03CH07-HY Condition: AVG_54 3m HF_ANT_00075962 VERTICAL

Mode	56	
	Band Edge	
	2400-2483.5_802.11g_CH11_2462MHz	
ANT	6+7	
Pol.	Horizontal	Fundamental
Peak	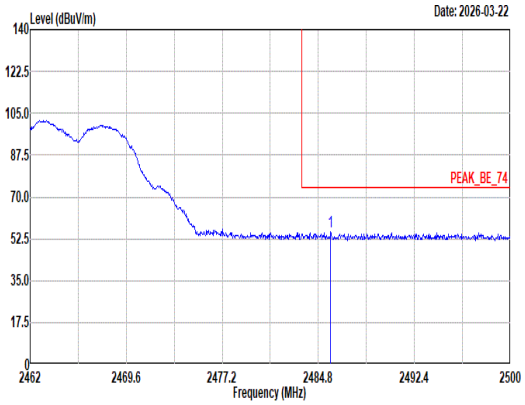 Site : 03CH07-HY Condition: PEAK_BE_74 3m HF_ANT_00075962 HORIZONTAL : RBW:1000.000kHz VBW:3000.000kHz SWT:Auto Freq Level Limit Line Margin Read Level Ant Factor Cable Loss Preamp Factor Aux Factor APos TPos Remark MHz dBuV/m dBuV/m dB dBuV dB/m dB dB dB cm deg 1 2485.79 55.64 74.00 -18.36 38.71 32.76 8.85 34.65 9.97 379 360 Peak	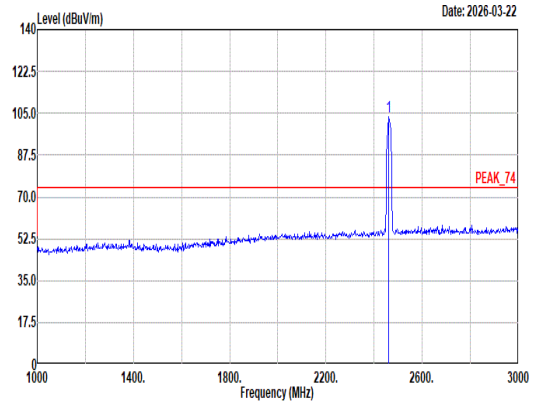 Site : 03CH07-HY Condition: PEAK_74 3m HF_ANT_00075962 HORIZONTAL : RBW:1000.000kHz VBW:3000.000kHz SWT:Auto Freq Level Limit Line Margin Read Level Ant Factor Cable Loss Preamp Factor Aux Factor APos TPos Remark MHz dBuV/m dBuV/m dB dBuV dB/m dB dB dB cm deg 1 2462.00 103.29 ------ ------ 86.52 32.62 8.80 34.64 9.99 379 360 Peak
Avg	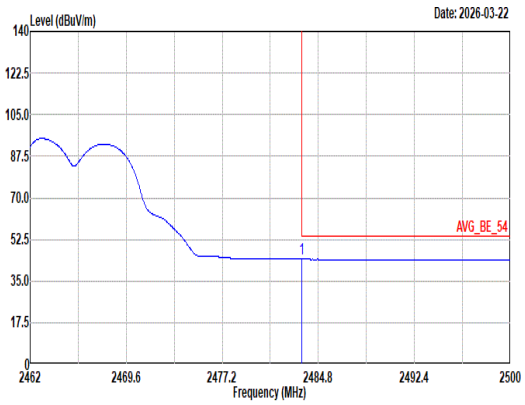 Site : 03CH07-HY Condition: AVG_BE_54 3m HF_ANT_00075962 HORIZONTAL : RBW:1000.000kHz VBW:0.010kHz SWT:Auto Freq Level Limit Line Margin Read Level Ant Factor Cable Loss Preamp Factor Aux Factor APos TPos Remark MHz dBuV/m dBuV/m dB dBuV dB/m dB dB dB cm deg 1 2483.51 44.14 54.00 -9.86 27.24 32.74 8.84 34.65 9.97 379 360 Average	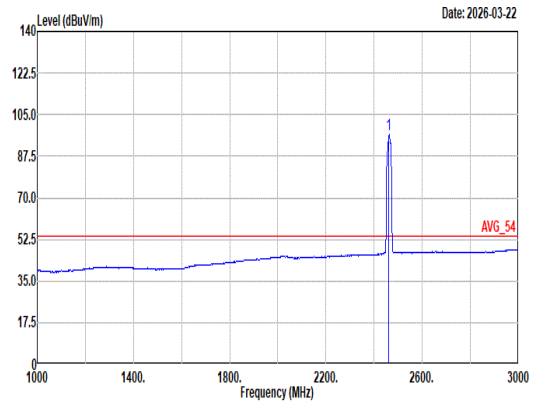 Site : 03CH07-HY Condition: AVG_54 3m HF_ANT_00075962 HORIZONTAL : RBW:1000.000kHz VBW:0.010kHz SWT:Auto Freq Level Limit Line Margin Read Level Ant Factor Cable Loss Preamp Factor Aux Factor APos TPos Remark MHz dBuV/m dBuV/m dB dBuV dB/m dB dB dB cm deg 1 2462.00 96.43 ------ ------ 79.63 32.64 8.81 34.64 9.99 379 360 Average

Mode	56	
	Band Edge	
	2400-2483.5_802.11g_CH11_2462MHz	
ANT	6+7	
Pol.	Vertical	Fundamental
Peak	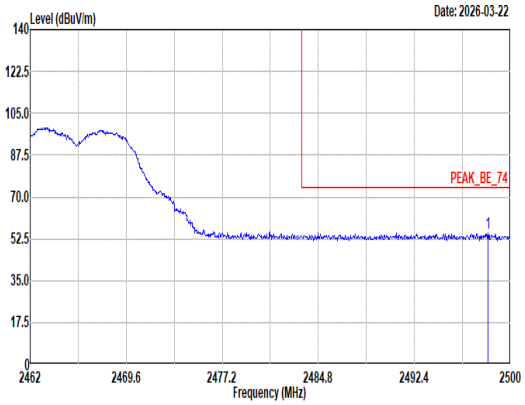 Site : 03CH07-HY Condition: PEAK_BE_74 3m HF_ANT_00075962 VERTICAL : RBW:1000.000kHz VBW:3000.000kHz SWT:Auto Freq Level Limit Line Margin Read Level Ant Factor Cable Loss Preamp Factor Aux Factor APos TPos Remark MHz dBuV/m dBuV/m dB dBuV dB/m dB dB dB cm deg 1 2498.21 55.10 74.00 -18.90 38.05 32.88 8.87 34.66 9.96 373 332 Peak	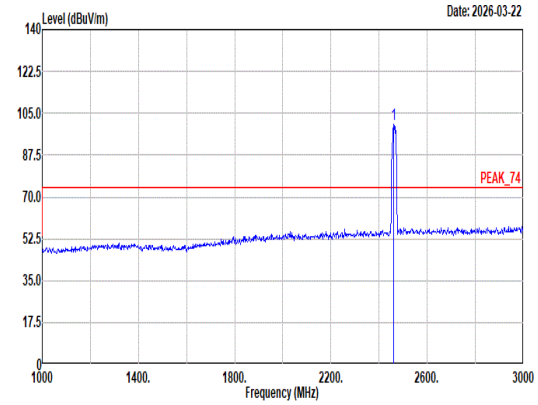 Site : 03CH07-HY Condition: PEAK_74 3m HF_ANT_00075962 VERTICAL : RBW:1000.000kHz VBW:3000.000kHz SWT:Auto Freq Level Limit Line Margin Read Level Ant Factor Cable Loss Preamp Factor Aux Factor APos TPos Remark MHz dBuV/m dBuV/m dB dBuV dB/m dB dB dB cm deg 1 2462.00 100.15 ------ ------ 83.38 32.62 8.80 34.64 9.99 373 332 Peak
Avg	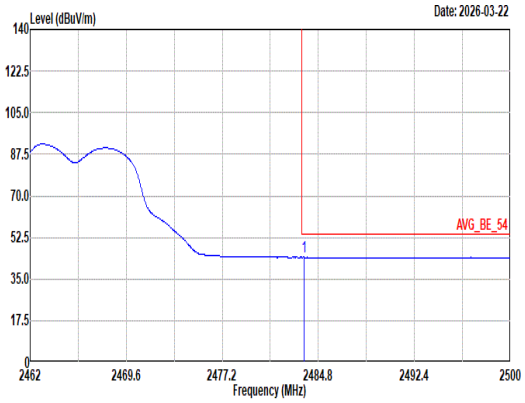 Site : 03CH07-HY Condition: AVG_BE_54 3m HF_ANT_00075962 VERTICAL : RBW:1000.000kHz VBW:0.010kHz SWT:Auto Freq Level Limit Line Margin Read Level Ant Factor Cable Loss Preamp Factor Aux Factor APos TPos Remark MHz dBuV/m dBuV/m dB dBuV dB/m dB dB dB cm deg 1 2483.66 44.13 54.00 -9.87 27.23 32.74 8.84 34.65 9.97 373 332 Average	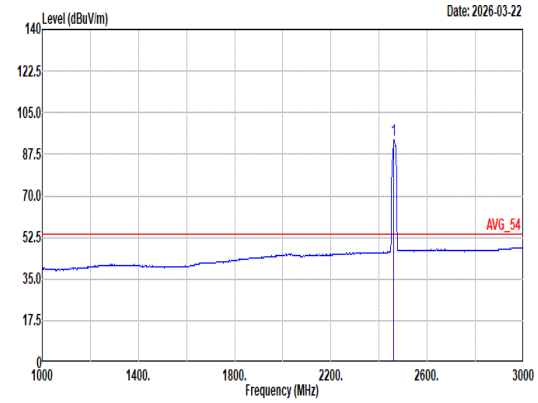 Site : 03CH07-HY Condition: AVG_54 3m HF_ANT_00075962 VERTICAL : RBW:1000.000kHz VBW:0.010kHz SWT:Auto Freq Level Limit Line Margin Read Level Ant Factor Cable Loss Preamp Factor Aux Factor APos TPos Remark MHz dBuV/m dBuV/m dB dBuV dB/m dB dB dB cm deg 1 2462.00 93.27 ------ ------ 76.47 32.64 8.81 34.64 9.99 373 332 Average

Mode	56	
	Harmonic	
	2400-2483.5_802.11g_CH11_2462MHz	
ANT	6+7	
Pol.	Horizontal	Vertical
Peak Avg	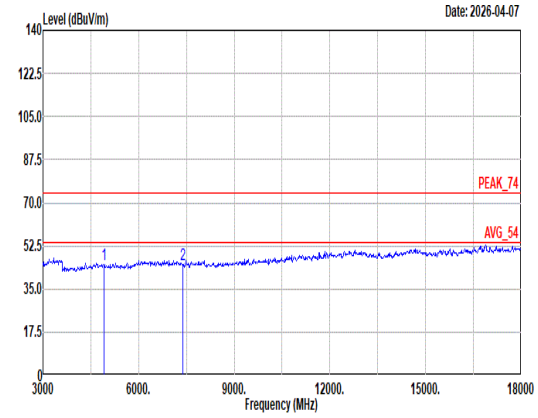 Site : 03CH07-HY Condition: PEAK_74 3m HF_ANT_00075962 HORIZONTAL Freq Level Limit Line Margin Read Level Ant Factor Cable Loss Preamp Factor Aux Factor APos TPos Remark MHz dBuV/m dBuV/m dB dBuV dB/m dB dB dB cm deg 1 4924.00 44.93 74.00 -29.07 55.23 34.45 12.46 58.16 0.95 -- -- Peak 2 7386.00 45.09 74.00 -28.91 50.78 36.00 14.98 57.81 1.14 -- -- Peak	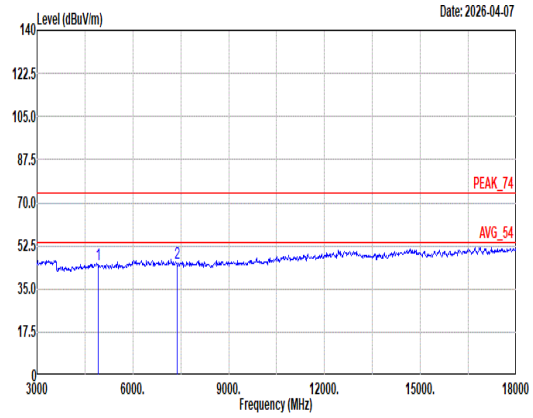 Site : 03CH07-HY Condition: PEAK_74 3m HF_ANT_00075962 VERTICAL Freq Level Limit Line Margin Read Level Ant Factor Cable Loss Preamp Factor Aux Factor APos TPos Remark MHz dBuV/m dBuV/m dB dBuV dB/m dB dB dB cm deg 1 4924.00 45.01 74.00 -28.99 55.31 34.45 12.46 58.16 0.95 -- -- Peak 2 7386.00 45.41 74.00 -28.59 51.10 36.00 14.98 57.81 1.14 -- -- Peak

Mode	56	
	Harmonic	
	2400-2483.5_802.11g_CH11_2462MHz	
ANT	6+7	
Pol.	Horizontal	Vertical
14.47G ~14.5G Avg	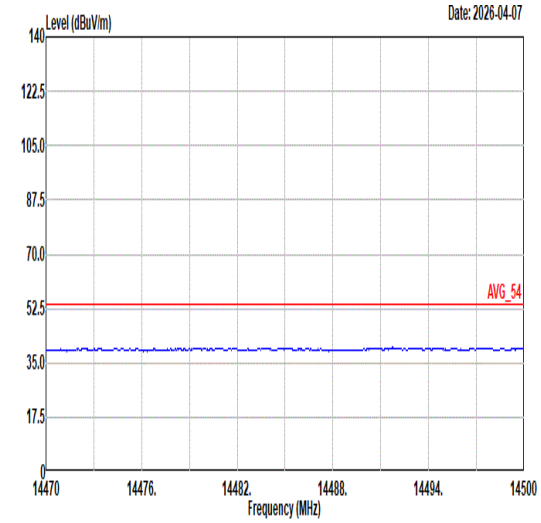 Site : 03CH07-HY Condition: AVG_54 3m HF_ANT_00075962 HORIZONTAL	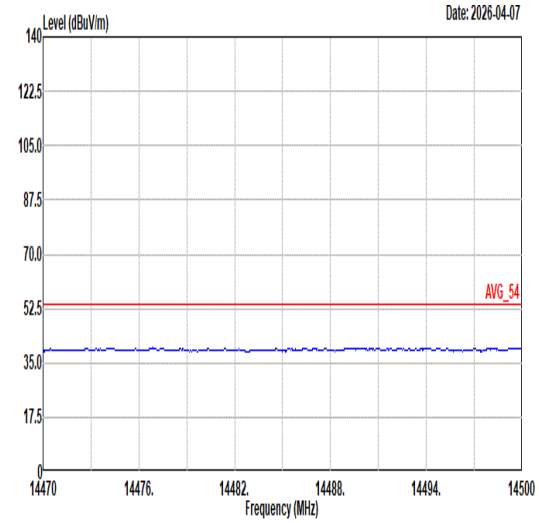 Site : 03CH07-HY Condition: AVG_54 3m HF_ANT_00075962 VERTICAL
17.7G ~18G Avg	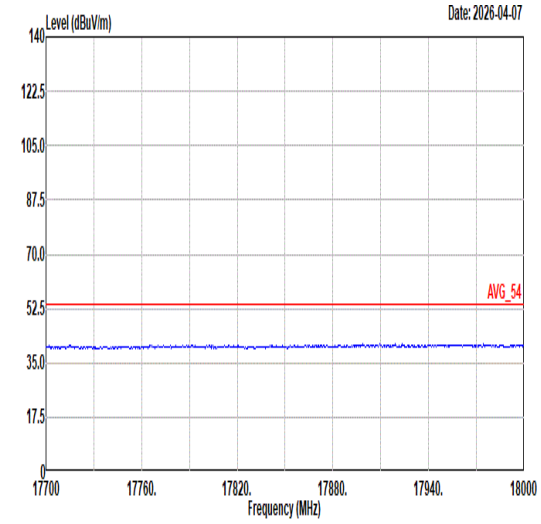 Site : 03CH07-HY Condition: AVG_54 3m HF_ANT_00075962 HORIZONTAL	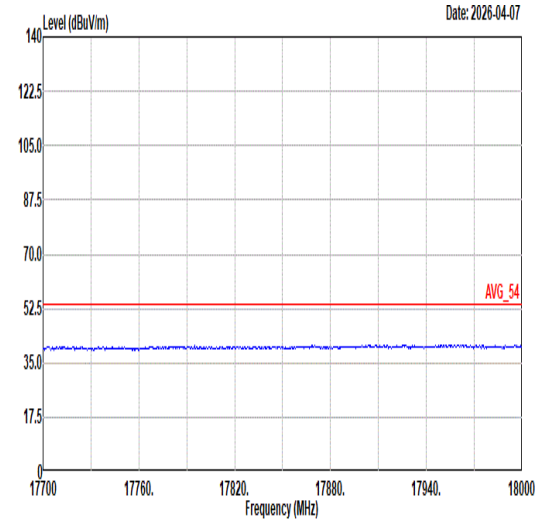 Site : 03CH07-HY Condition: AVG_54 3m HF_ANT_00075962 VERTICAL

Mode	57	
	Band Edge	
	2400-2483.5_802.11n HT20_CH01_2412MHz	
ANT	6+7	
Pol.	Horizontal	Fundamental
Peak	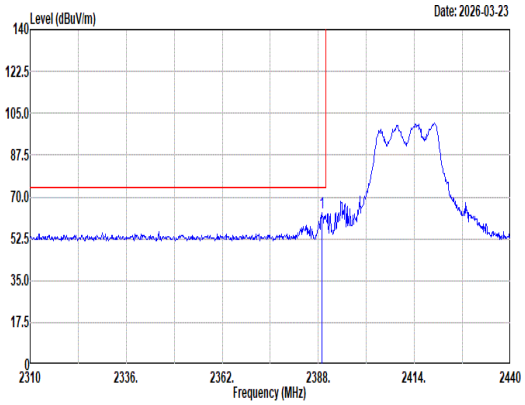 Site : 03CH07-HY Condition: PEAK_BE_74 3m HF_ANT_00075962 HORIZONTAL : RBW:1000.000kHz VBW:3000.000kHz SWT:Auto Freq Level Limit Line Margin Read Level Ant Factor Cable Loss Preamp Factor Aux Factor APos TPos Remark MHz dBuV/m dBuV/m dB dBuV dB/m dB dB dB cm deg 1 2388.91 63.21 74.00 -10.79 46.99 32.10 8.67 34.59 10.04 400 98 Peak	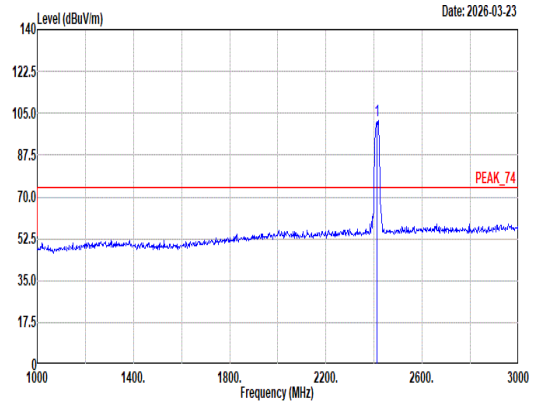 Site : 03CH07-HY Condition: PEAK_74 3m HF_ANT_00075962 HORIZONTAL : RBW:1000.000kHz VBW:3000.000kHz SWT:Auto Freq Level Limit Line Margin Read Level Ant Factor Cable Loss Preamp Factor Aux Factor APos TPos Remark MHz dBuV/m dBuV/m dB dBuV dB/m dB dB dB cm deg 1 2412.00 101.82 ------ ------ 85.38 32.30 8.73 34.61 10.02 400 98 Peak
Avg	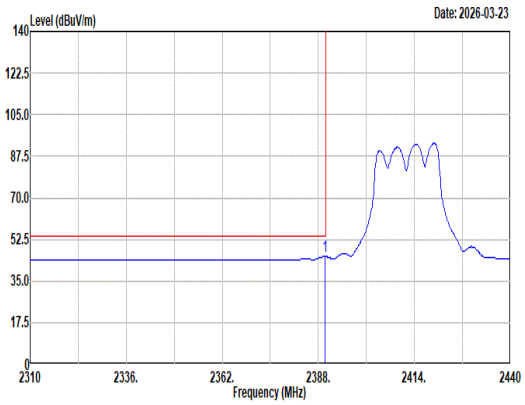 Site : 03CH07-HY Condition: AVG_BE_54 3m HF_ANT_00075962 HORIZONTAL : RBW:1000.000kHz VBW:0.010kHz SWT:Auto Freq Level Limit Line Margin Read Level Ant Factor Cable Loss Preamp Factor Aux Factor APos TPos Remark MHz dBuV/m dBuV/m dB dBuV dB/m dB dB dB cm deg 1 2389.82 45.35 54.00 -8.65 29.13 32.10 8.67 34.59 10.04 400 98 Average	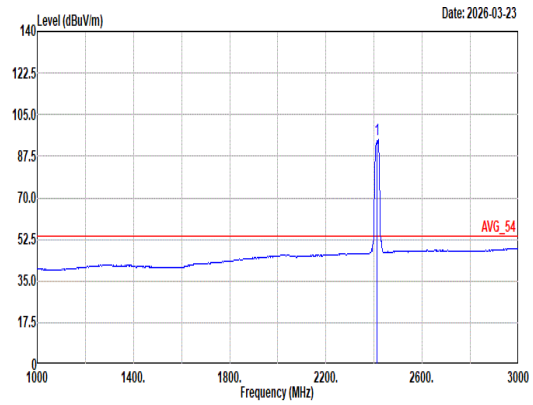 Site : 03CH07-HY Condition: AVG_54 3m HF_ANT_00075962 HORIZONTAL : RBW:1000.000kHz VBW:0.010kHz SWT:Auto Freq Level Limit Line Margin Read Level Ant Factor Cable Loss Preamp Factor Aux Factor APos TPos Remark MHz dBuV/m dBuV/m dB dBuV dB/m dB dB dB cm deg 1 2412.00 94.77 ------ ------ 78.33 32.30 8.73 34.61 10.02 400 98 Average

Mode	57	
	Band Edge	
	2400-2483.5_802.11n HT20_CH01_2412MHz	
ANT	6+7	
Pol.	Vertical	Fundamental
Peak	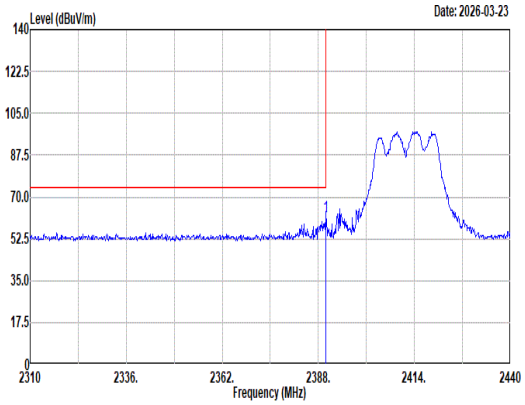 Site : 03CH07-HY Condition: PEAK_BE_74 3m HF_ANT_00075962 VERTICAL : RBW:1000.000kHz VBW:3000.000kHz SWT:Auto Freq Level Limit Line Margin Read Level Ant Factor Cable Loss Preamp Factor Aux Factor APos TPos Remark MHz dBuV/m dBuV/m dB dBuV dB/m dB dB dB cm deg 1 2389.95 61.76 74.00 -12.24 45.54 32.10 8.67 34.59 10.04 400 78 Peak	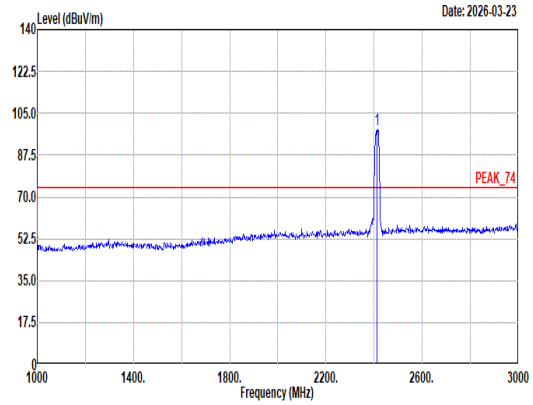 Site : 03CH07-HY Condition: PEAK_74 3m HF_ANT_00075962 VERTICAL : RBW:1000.000kHz VBW:3000.000kHz SWT:Auto Freq Level Limit Line Margin Read Level Ant Factor Cable Loss Preamp Factor Aux Factor APos TPos Remark MHz dBuV/m dBuV/m dB dBuV dB/m dB dB dB cm deg 1 2412.00 98.29 ------ ------ 81.90 32.24 8.72 34.60 10.03 400 78 Peak
Avg	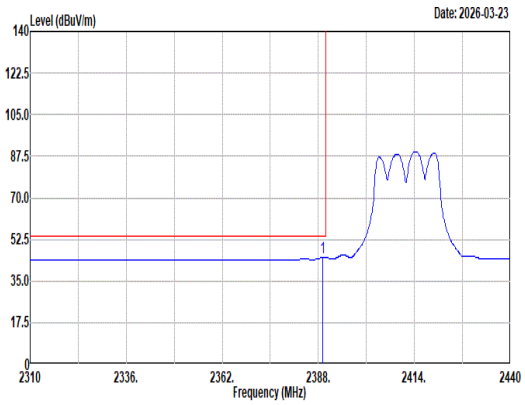 Site : 03CH07-HY Condition: AVG_BE_54 3m HF_ANT_00075962 VERTICAL : RBW:1000.000kHz VBW:0.010kHz SWT:Auto Freq Level Limit Line Margin Read Level Ant Factor Cable Loss Preamp Factor Aux Factor APos TPos Remark MHz dBuV/m dBuV/m dB dBuV dB/m dB dB dB cm deg 1 2389.17 44.95 54.00 -9.05 28.73 32.10 8.67 34.59 10.04 400 78 Average	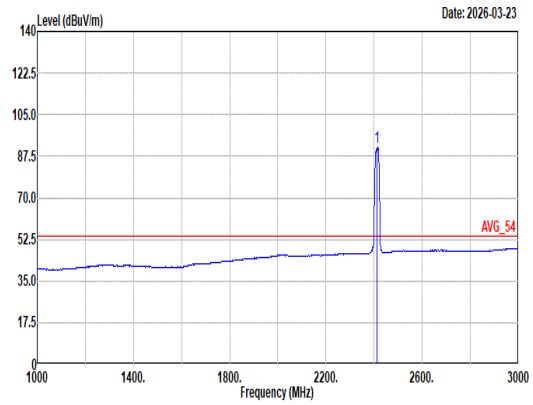 Site : 03CH07-HY Condition: AVG_54 3m HF_ANT_00075962 VERTICAL : RBW:1000.000kHz VBW:0.010kHz SWT:Auto Freq Level Limit Line Margin Read Level Ant Factor Cable Loss Preamp Factor Aux Factor APos TPos Remark MHz dBuV/m dBuV/m dB dBuV dB/m dB dB dB cm deg 1 2412.00 91.30 ------ ------ 74.91 32.24 8.72 34.60 10.03 400 78 Average

Mode	57	
	Harmonic	
	2400-2483.5_802.11n HT20_CH01_2412MHz	
ANT	6+7	
Pol.	Horizontal	Vertical
Peak Avg	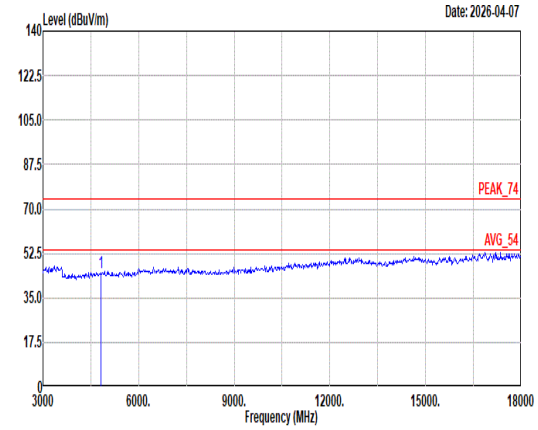 Site : 03CH07-HY Condition: PEAK_74 3m HF_ANT_00075962 HORIZONTAL Freq Level Limit Line Margin Read Level Ant Factor Cable Loss Preamp Factor Aux Factor APos TPos Remark MHz dBuV/m dBuV/m dB dBuV dB/m dB dB dB cm deg 1 4824.00 44.75 74.00 -29.25 55.24 34.50 12.34 58.37 1.04 -- -- Peak	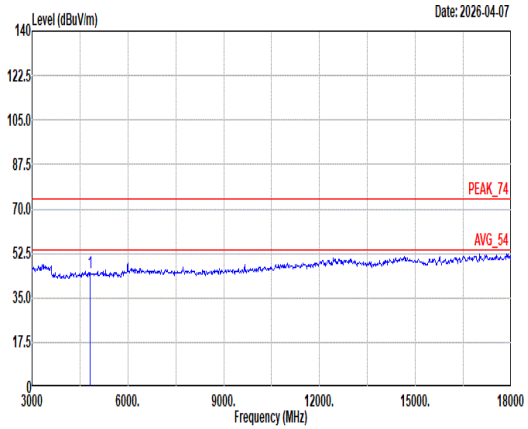 Site : 03CH07-HY Condition: PEAK_74 3m HF_ANT_00075962 VERTICAL Freq Level Limit Line Margin Read Level Ant Factor Cable Loss Preamp Factor Aux Factor APos TPos Remark MHz dBuV/m dBuV/m dB dBuV dB/m dB dB dB cm deg 1 4824.00 44.96 74.00 -29.04 55.45 34.50 12.34 58.37 1.04 -- -- Peak

Mode	57	
	Harmonic	
	2400-2483.5_802.11n HT20_CH01_2412MHz	
ANT	6+7	
Pol.	Horizontal	Vertical
14.47G ~14.5G Avg	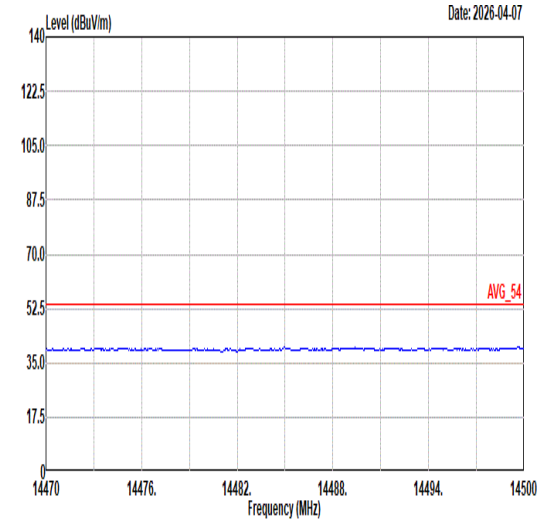 Site : 03CH07-HY Condition: AVG_54 3m HF_ANT_00075962 HORIZONTAL	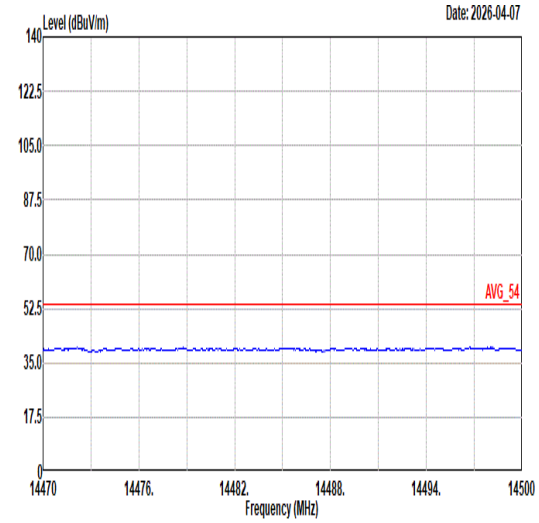 Site : 03CH07-HY Condition: AVG_54 3m HF_ANT_00075962 VERTICAL
17.7G ~18G Avg	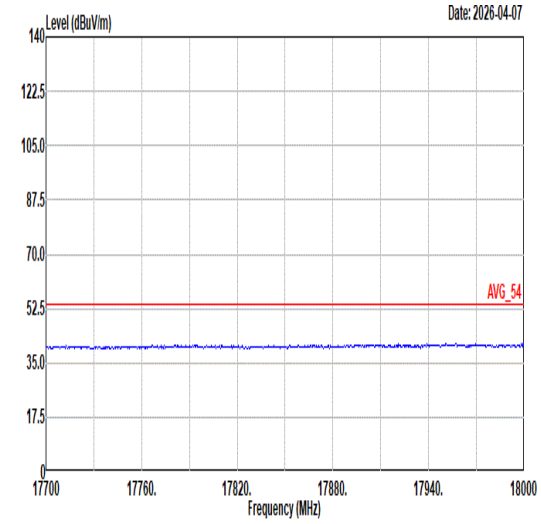 Site : 03CH07-HY Condition: AVG_54 3m HF_ANT_00075962 HORIZONTAL	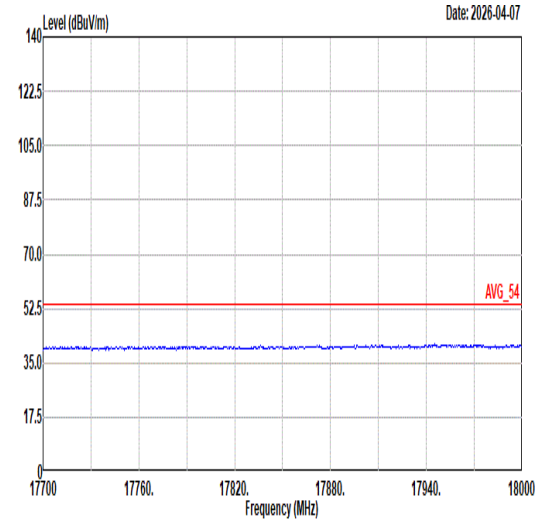 Site : 03CH07-HY Condition: AVG_54 3m HF_ANT_00075962 VERTICAL