Mode	85	
	Band Edge	
	U-NII-2A_5.25-5.35_802.11ax HE20_CH64_Partial RU 26/8_5320MHz	
ANT	6+7	
Pol.	Horizontal	Fundamental
Peak	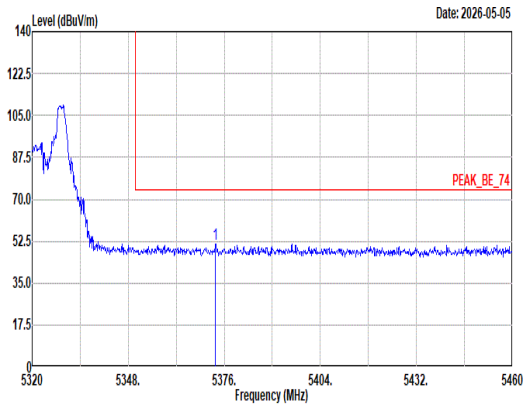 Site : 03CH12-HY Condition: PEAK_BE_74 3m 9120D-02114-250702 HORIZONTAL : RBW:1000.000kHz VBW:3000.000kHz SWT:Auto Freq Level Limit Line Margin Read Level Ant Factor Cable Loss Preamp Factor Aux Factor APos TPos Remark MHz dBuV/m dBuV/m dB dBuV dB/m dB dB dB cm deg 1 5373.48 51.46 74.00 -22.54 41.55 33.15 10.35 33.59 0.00 330 8 Peak	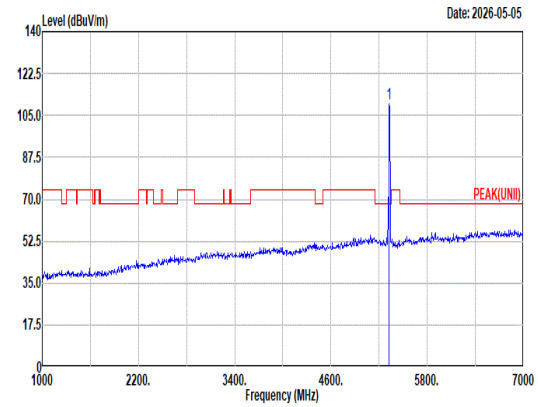 Site : 03CH12-HY Condition: PEAK(UNII) 3m 9120D-02114-250702 HORIZONTAL : RBW:1000.000kHz VBW:3000.000kHz SWT:Auto Freq Level Limit Line Margin Read Level Ant Factor Cable Loss Preamp Factor Aux Factor APos TPos Remark MHz dBuV/m dBuV/m dB dBuV dB/m dB dB dB cm deg 1 5320.00 109.83 ------ ------ 100.02 33.10 10.31 33.60 0.00 330 8 Peak
Avg	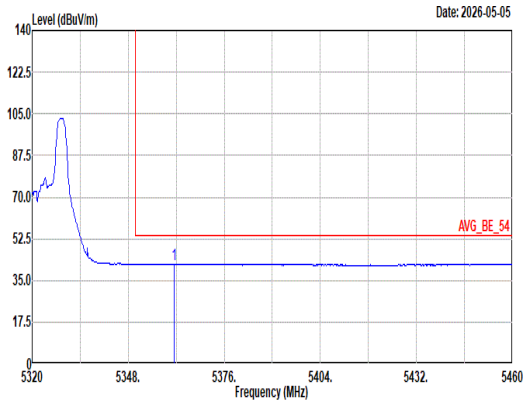 Site : 03CH12-HY Condition: AVG_BE_54 3m 9120D-02114-250702 HORIZONTAL : RBW:1000.000kHz VBW:0.010kHz SWT:Auto Freq Level Limit Line Margin Read Level Ant Factor Cable Loss Preamp Factor Aux Factor APos TPos Remark MHz dBuV/m dBuV/m dB dBuV dB/m dB dB dB cm deg 1 5361.30 41.80 54.00 -12.20 31.93 33.12 10.34 33.59 0.00 330 8 Average	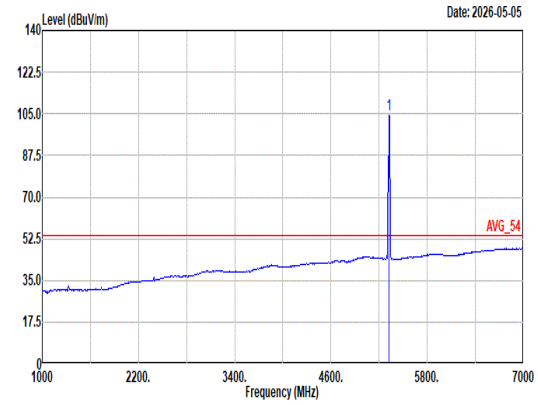 Site : 03CH12-HY Condition: AVG_54 3m 9120D-02114-250702 HORIZONTAL : RBW:1000.000kHz VBW:0.010kHz SWT:Auto Freq Level Limit Line Margin Read Level Ant Factor Cable Loss Preamp Factor Aux Factor APos TPos Remark MHz dBuV/m dBuV/m dB dBuV dB/m dB dB dB cm deg 1 5320.00 104.60 ------ ------ 94.79 33.10 10.31 33.60 0.00 330 8 Average

Mode	85	
	Band Edge	
	U-NII-2A_5.25-5.35_802.11ax HE20_CH64_Partial RU 26/8_5320MHz	
ANT	6+7	
Pol.	Vertical	Fundamental
Peak	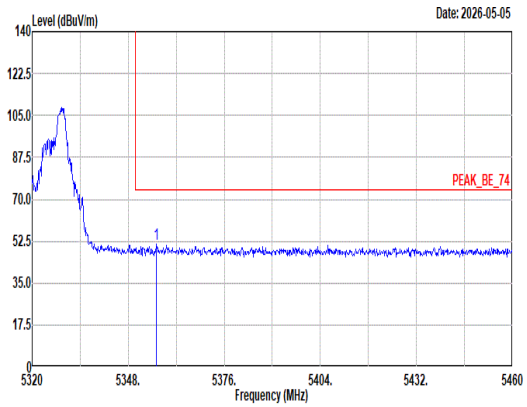 Site : 03CH12-HY Condition: PEAK_BE_74 3m 9120D-02114-250702 VERTICAL : RBW:1000.000kHz VBW:3000.000kHz SWT:Auto Freq Level Limit Line Margin Read Level Ant Factor Cable Loss Preamp Factor Aux Factor APos TPos Remark MHz dBuV/m dBuV/m dB dBuV dB/m dB dB dB cm deg 1 5356.26 51.11 74.00 -22.89 41.25 33.11 10.34 33.59 0.00 400 268 Peak	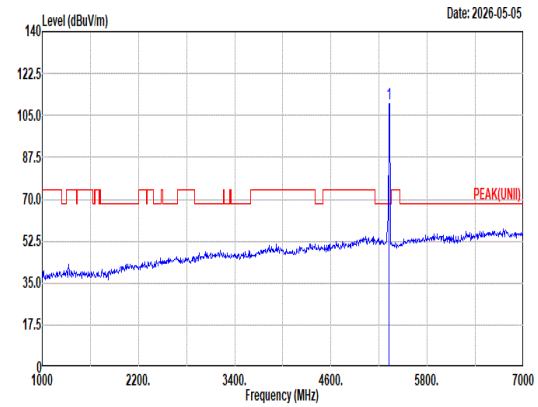 Site : 03CH12-HY Condition: PEAK(UNII) 3m 9120D-02114-250702 VERTICAL : RBW:1000.000kHz VBW:3000.000kHz SWT:Auto Freq Level Limit Line Margin Read Level Ant Factor Cable Loss Preamp Factor Aux Factor APos TPos Remark MHz dBuV/m dBuV/m dB dBuV dB/m dB dB dB cm deg 1 5320.00 109.73 ------ ------ 99.92 33.10 10.31 33.60 0.00 400 268 Peak
Avg	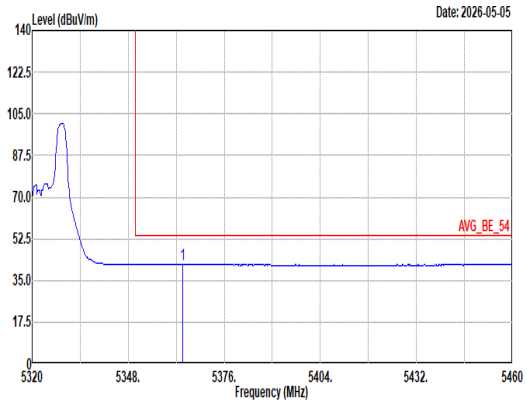 Site : 03CH12-HY Condition: AVG_BE_54 3m 9120D-02114-250702 VERTICAL : RBW:1000.000kHz VBW:0.010kHz SWT:Auto Freq Level Limit Line Margin Read Level Ant Factor Cable Loss Preamp Factor Aux Factor APos TPos Remark MHz dBuV/m dBuV/m dB dBuV dB/m dB dB dB cm deg 1 5363.82 41.73 54.00 -12.27 31.85 33.13 10.34 33.59 0.00 400 268 Average	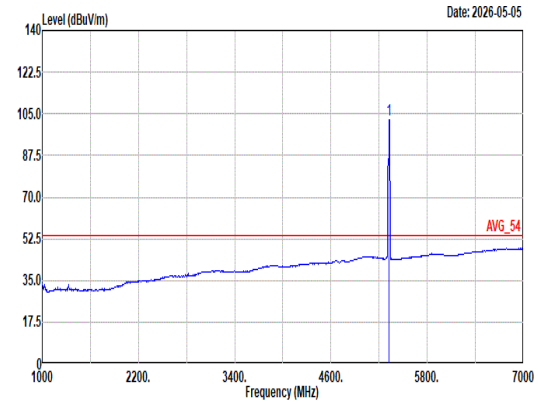 Site : 03CH12-HY Condition: AVG_54 3m 9120D-02114-250702 VERTICAL : RBW:1000.000kHz VBW:0.010kHz SWT:Auto Freq Level Limit Line Margin Read Level Ant Factor Cable Loss Preamp Factor Aux Factor APos TPos Remark MHz dBuV/m dBuV/m dB dBuV dB/m dB dB dB cm deg 1 5320.00 102.62 ------ ------ 92.81 33.10 10.31 33.60 0.00 400 268 Average

Mode	85	
	Harmonic	
	U-NII-2A_5.25-5.35_802.11ax HE20_CH64_Partial RU 26/8_5320MHz	
ANT	6+7	
Pol.	Horizontal	Vertical
Peak Avg	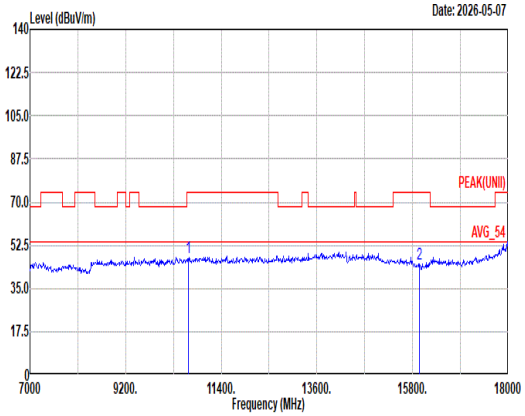 Site : 03CH12-HY Condition: PEAK(UNII) 3m 9120D-02114-250702 HORIZONTAL Freq Level Limit Line Margin Read Level Ant Factor Cable Loss Preamp Factor Aux Factor APos TPos Remark MHz dBuV/m dBuV/m dB dBuV dB/m dB dB dB cm deg 1 10640.00 47.56 74.00 -26.44 47.28 39.20 16.11 55.62 0.59 -- -- Peak 2 15960.00 44.87 74.00 -29.13 42.29 38.18 19.26 55.17 0.31 -- -- Peak	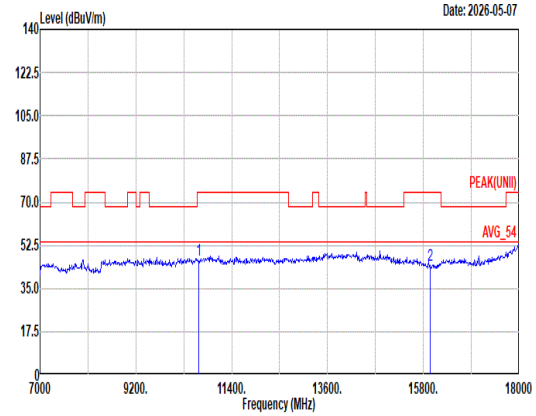 Site : 03CH12-HY Condition: PEAK(UNII) 3m 9120D-02114-250702 VERTICAL Freq Level Limit Line Margin Read Level Ant Factor Cable Loss Preamp Factor Aux Factor APos TPos Remark MHz dBuV/m dBuV/m dB dBuV dB/m dB dB dB cm deg 1 10640.00 46.69 74.00 -27.31 46.41 39.20 16.11 55.62 0.59 -- -- Peak 2 15960.00 44.46 74.00 -29.54 41.88 38.18 19.26 55.17 0.31 -- -- Peak

Mode	85	
	Harmonic	
	U-NII-2A_5.25-5.35_802.11ax HE20_CH64_Partial RU 26/8_5320MHz	
ANT	6+7	
Pol.	Horizontal	Vertical
14.47G ~14.5G Avg	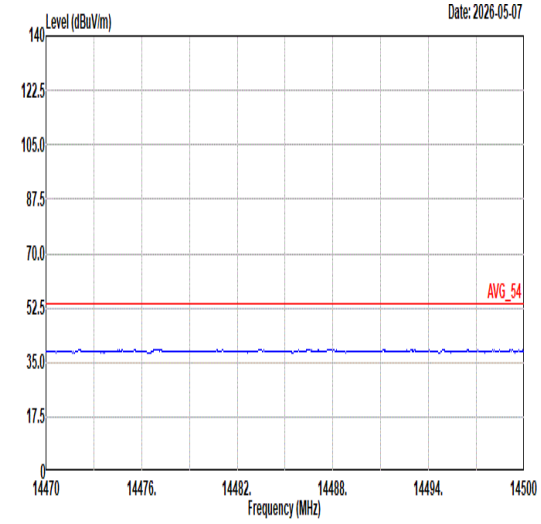 Site : 03CH12-HY Condition: AVG_54 3m 9120D-02114-250702 HORIZONTAL	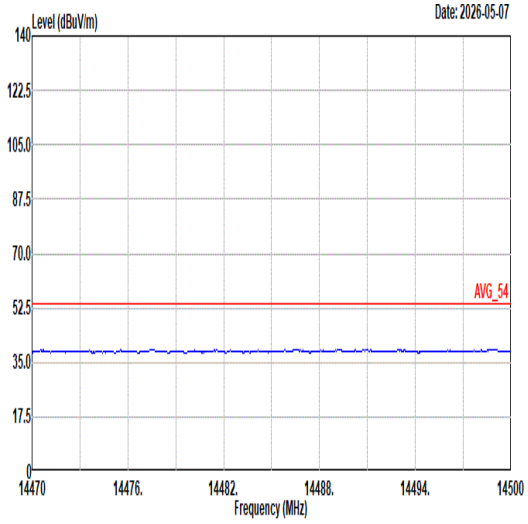 Site : 03CH12-HY Condition: AVG_54 3m 9120D-02114-250702 VERTICAL
17.7G ~18G Avg	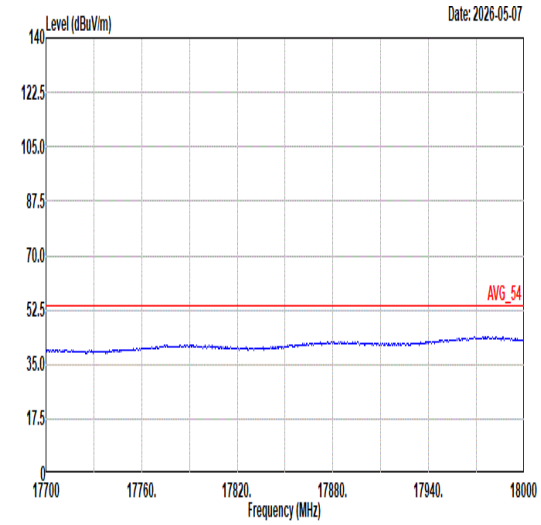 Site : 03CH12-HY Condition: AVG_54 3m 9120D-02114-250702 HORIZONTAL	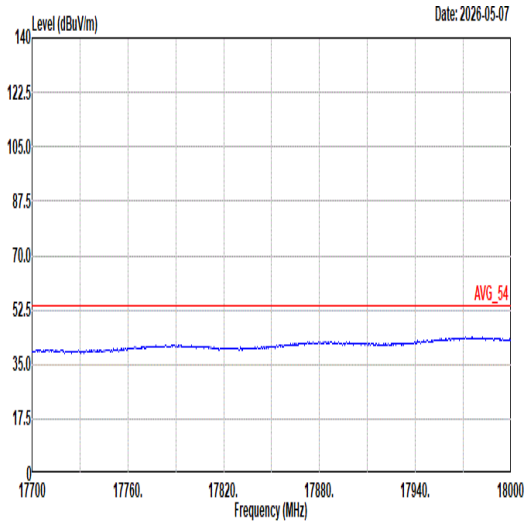 Site : 03CH12-HY Condition: AVG_54 3m 9120D-02114-250702 VERTICAL

Mode	86	
	Band Edge	
	U-NII-2A_5.25-5.35_802.11ax HE20_CH64_Partial RU 52/40_5320MHz	
ANT	6+7	
Pol.	Horizontal	Fundamental
Peak	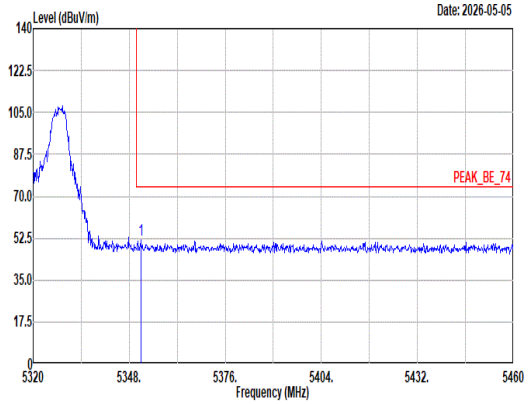 Site : 03CH12-HY Condition: PEAK_BE_74 3m 9120D-02114-250702 HORIZONTAL : RBW:1000.000kHz VBW:3000.000kHz SWT:Auto Freq Level Limit Line Margin Read Level Ant Factor Cable Loss Preamp Factor Aux Factor APos TPos Remark MHz dBuV/m dBuV/m dB dBuV dB/m dB dB dB cm deg 1 5351.36 52.03 74.00 -21.97 42.19 33.10 10.33 33.59 0.00 332 11 Peak	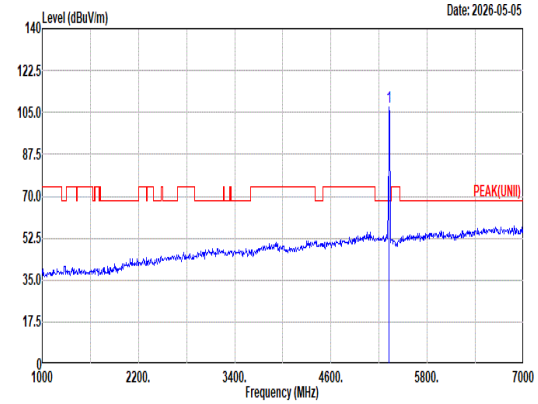 Site : 03CH12-HY Condition: PEAK(UNII) 3m 9120D-02114-250702 HORIZONTAL : RBW:1000.000kHz VBW:3000.000kHz SWT:Auto Freq Level Limit Line Margin Read Level Ant Factor Cable Loss Preamp Factor Aux Factor APos TPos Remark MHz dBuV/m dBuV/m dB dBuV dB/m dB dB dB cm deg 1 5320.00 107.07 ------ ------ 97.26 33.10 10.31 33.60 0.00 332 11 Peak
Avg	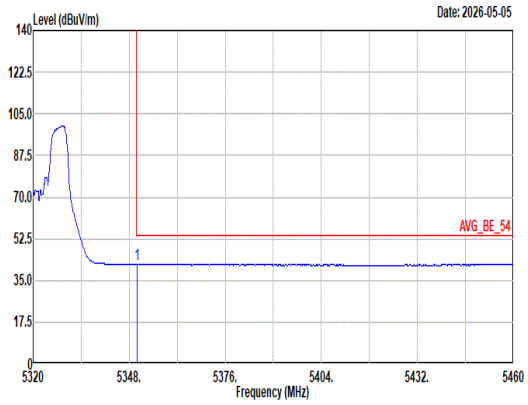 Site : 03CH12-HY Condition: AVG_BE_54 3m 9120D-02114-250702 HORIZONTAL : RBW:1000.000kHz VBW:0.010kHz SWT:Auto Freq Level Limit Line Margin Read Level Ant Factor Cable Loss Preamp Factor Aux Factor APos TPos Remark MHz dBuV/m dBuV/m dB dBuV dB/m dB dB dB cm deg 1 5350.24 41.69 54.00 -12.31 31.85 33.10 10.33 33.59 0.00 332 11 Average	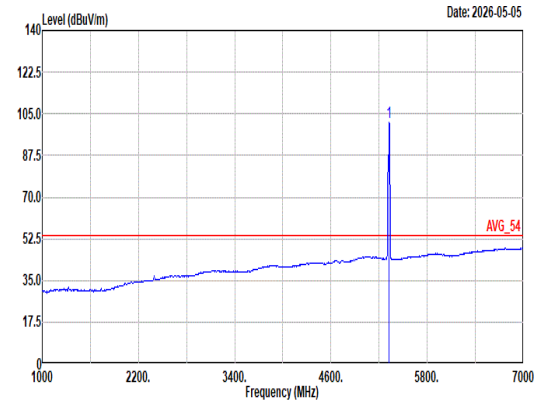 Site : 03CH12-HY Condition: AVG_54 3m 9120D-02114-250702 HORIZONTAL : RBW:1000.000kHz VBW:0.010kHz SWT:Auto Freq Level Limit Line Margin Read Level Ant Factor Cable Loss Preamp Factor Aux Factor APos TPos Remark MHz dBuV/m dBuV/m dB dBuV dB/m dB dB dB cm deg 1 5320.00 101.64 ------ ------ 91.83 33.10 10.31 33.60 0.00 332 11 Average

Mode	86	
	Band Edge	
	U-NII-2A_5.25-5.35_802.11ax HE20_CH64_Partial RU 52/40_5320MHz	
ANT	6+7	
Pol.	Vertical	Fundamental
Peak	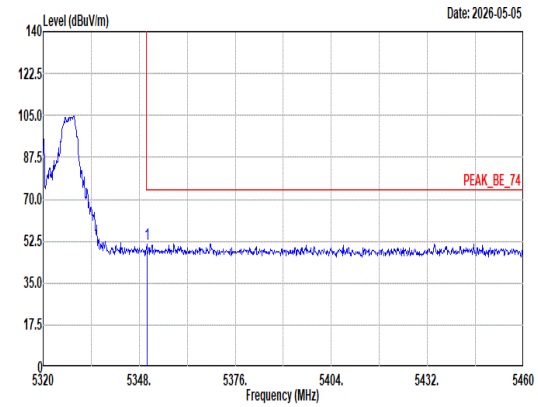 Site : 03CH12-HY Condition: PEAK_BE_74 3m 9120D-02114-250702 VERTICAL : RBW:1000.000kHz VBW:3000.000kHz SWT:Auto Freq Level Limit Line Margin Read Level Ant Factor Cable Loss Preamp Factor Aux Factor APos TPos Remark MHz dBuV/m dBuV/m dB dBuV dB/m dB dB dB cm deg 1 5350.24 51.22 74.00 -22.78 41.38 33.10 10.33 33.59 0.00 400 268 Peak	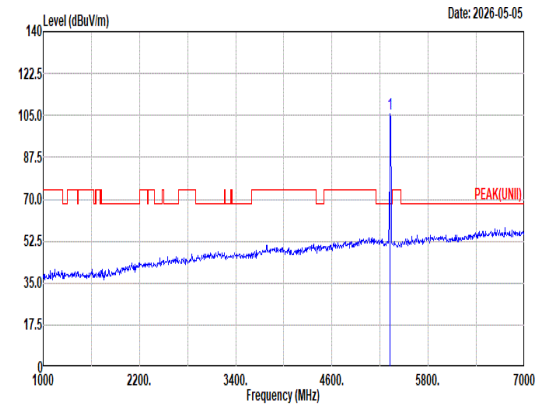 Site : 03CH12-HY Condition: PEAK(UNII) 3m 9120D-02114-250702 VERTICAL : RBW:1000.000kHz VBW:3000.000kHz SWT:Auto Freq Level Limit Line Margin Read Level Ant Factor Cable Loss Preamp Factor Aux Factor APos TPos Remark MHz dBuV/m dBuV/m dB dBuV dB/m dB dB dB cm deg 1 5320.00 105.42 ------ ------ 95.61 33.10 10.31 33.60 0.00 400 268 Peak
Avg	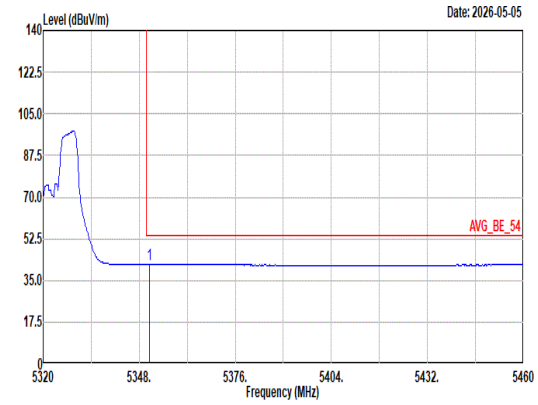 Site : 03CH12-HY Condition: AVG_BE_54 3m 9120D-02114-250702 VERTICAL : RBW:1000.000kHz VBW:0.010kHz SWT:Auto Freq Level Limit Line Margin Read Level Ant Factor Cable Loss Preamp Factor Aux Factor APos TPos Remark MHz dBuV/m dBuV/m dB dBuV dB/m dB dB dB cm deg 1 5350.94 41.70 54.00 -12.30 31.86 33.10 10.33 33.59 0.00 400 268 Average	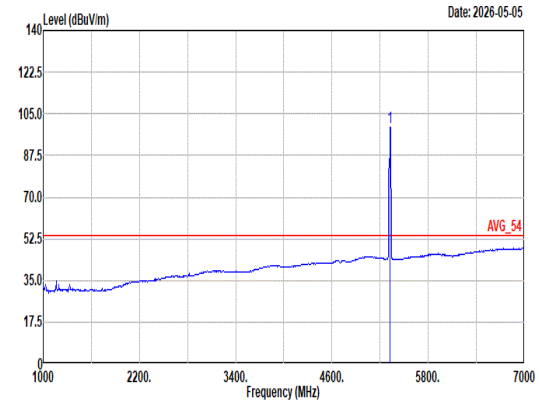 Site : 03CH12-HY Condition: AVG_54 3m 9120D-02114-250702 VERTICAL : RBW:1000.000kHz VBW:0.010kHz SWT:Auto Freq Level Limit Line Margin Read Level Ant Factor Cable Loss Preamp Factor Aux Factor APos TPos Remark MHz dBuV/m dBuV/m dB dBuV dB/m dB dB dB cm deg 1 5320.00 99.49 ------ ------ 89.68 33.10 10.31 33.60 0.00 400 268 Average

Mode	86	
	Harmonic	
	U-NII-2A_5.25-5.35_802.11ax HE20_CH64_Partial RU 52/40_5320MHz	
ANT	6+7	
Pol.	Horizontal	Vertical
Peak Avg	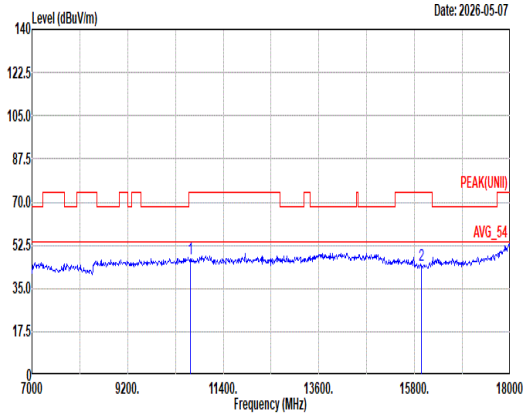 Site : 03CH12-HY Condition: PEAK(UNII) 3m 9120D-02114-250702 HORIZONTAL Freq Level Limit Line Margin Read Level Ant Factor Cable Loss Preamp Factor Aux Factor APos TPos Remark MHz dBuV/m dBuV/m dB dBuV dB/m dB dB dB cm deg 1 10640.00 46.82 74.00 -27.18 46.54 39.20 16.11 55.62 0.59 -- -- Peak 2 15960.00 44.41 74.00 -29.59 41.83 38.18 19.26 55.17 0.31 -- -- Peak	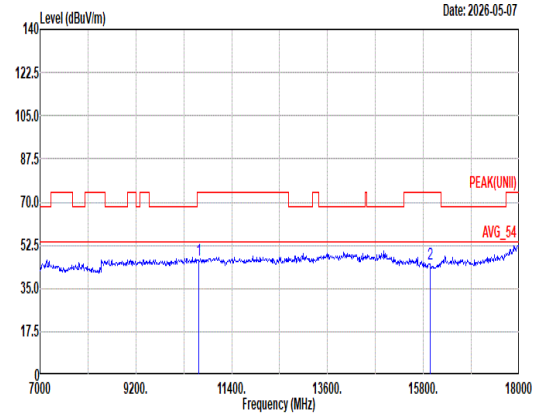 Site : 03CH12-HY Condition: PEAK(UNII) 3m 9120D-02114-250702 VERTICAL Freq Level Limit Line Margin Read Level Ant Factor Cable Loss Preamp Factor Aux Factor APos TPos Remark MHz dBuV/m dBuV/m dB dBuV dB/m dB dB dB cm deg 1 10640.00 46.70 74.00 -27.30 46.42 39.20 16.11 55.62 0.59 -- -- Peak 2 15960.00 44.87 74.00 -29.13 42.29 38.18 19.26 55.17 0.31 -- -- Peak

Mode	86	
	Harmonic	
	U-NII-2A_5.25-5.35_802.11ax HE20_CH64_Partial RU 52/40_5320MHz	
ANT	6+7	
Pol.	Horizontal	Vertical
14.47G ~14.5G Avg	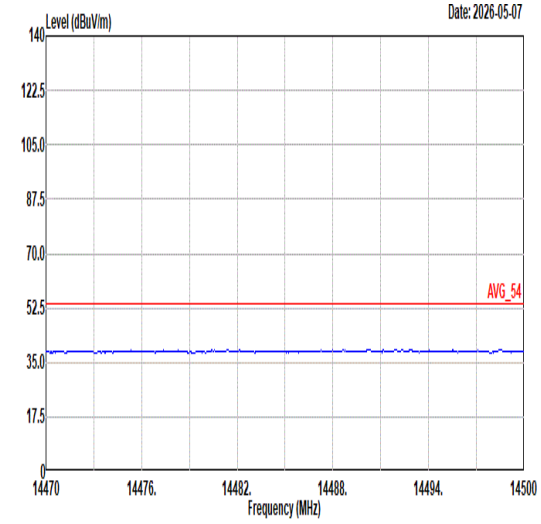 Site : 03CH12-HY Condition: AVG_54 3m 9120D-02114-250702 HORIZONTAL	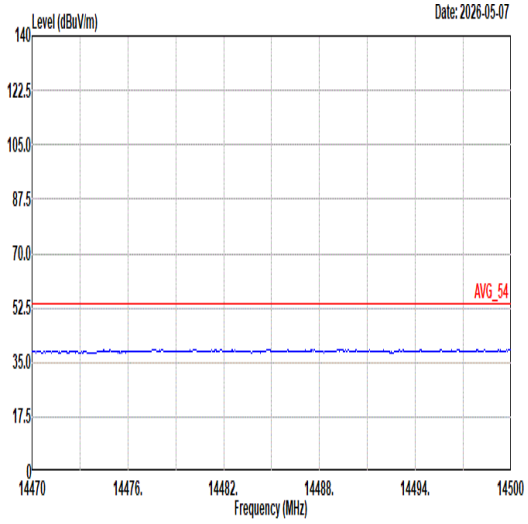 Site : 03CH12-HY Condition: AVG_54 3m 9120D-02114-250702 VERTICAL
17.7G ~18G Avg	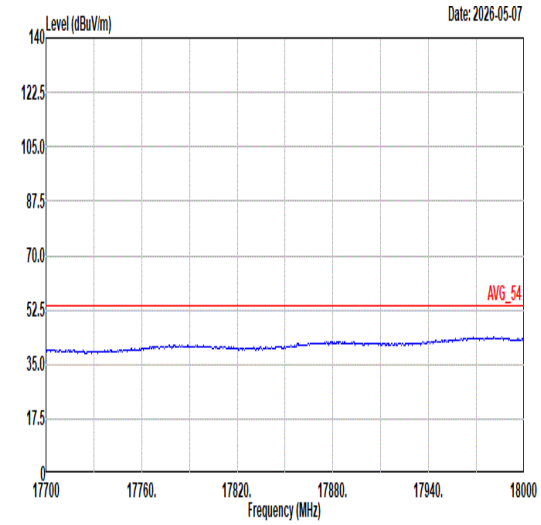 Site : 03CH12-HY Condition: AVG_54 3m 9120D-02114-250702 HORIZONTAL	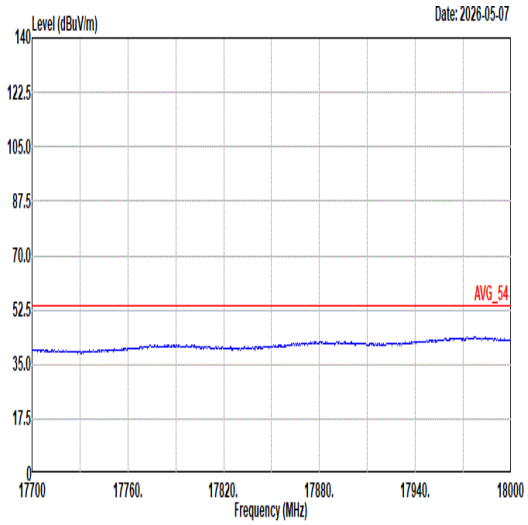 Site : 03CH12-HY Condition: AVG_54 3m 9120D-02114-250702 VERTICAL

Mode	87	
	Band Edge	
	U-NII-2C_5.47-5.725_802.11ax HE20_CH100_Partial RU 26/0_5500MHz	
ANT	6+7	
Pol.	Horizontal	Fundamental
Peak	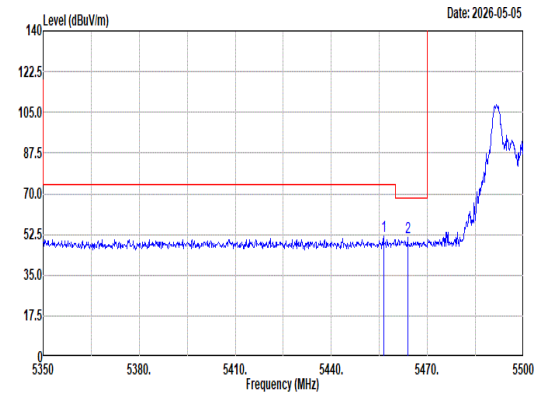 Site : 03CH12-HY Condition: PEAK_BE(UNII)_B3 3m 9120D-02114-250702 HORIZONTAL : RBW:1000.000kHz VBW:3000.000kHz SWT:Auto Freq Level Limit Line Margin Read Level Ant Factor Cable Loss Preamp Factor Aux Factor APos TPos Remark MHz dBuV/m dBuV/m dB dBuV dB/m dB dB dB cm deg 1 5456.35 51.54 74.00 -22.46 41.45 33.20 10.46 33.57 0.00 395 25 Peak 2 5463.85 50.99 68.20 -17.21 40.89 33.20 10.47 33.57 0.00 395 25 Peak	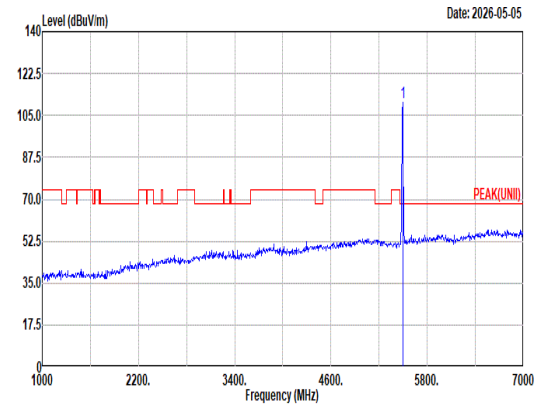 Site : 03CH12-HY Condition: PEAK(UNII) 3m 9120D-02114-250702 HORIZONTAL : RBW:1000.000kHz VBW:3000.000kHz SWT:Auto Freq Level Limit Line Margin Read Level Ant Factor Cable Loss Preamp Factor Aux Factor APos TPos Remark MHz dBuV/m dBuV/m dB dBuV dB/m dB dB dB cm deg 1 5500.00 110.58 ------ ------ 100.42 33.20 10.52 33.56 0.00 395 25 Peak
Avg	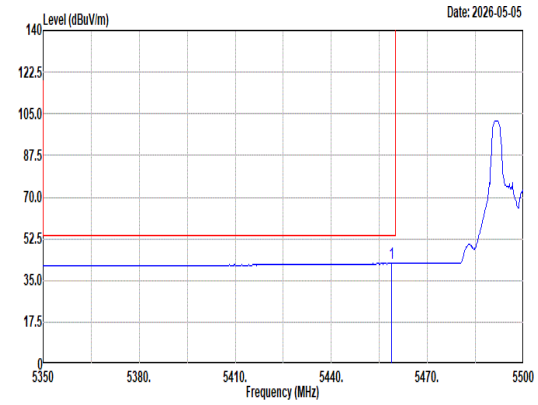 Site : 03CH12-HY Condition: AVG_BE(UNII)_B3 3m 9120D-02114-250702 HORIZONTAL : RBW:1000.000kHz VBW:0.010kHz SWT:Auto Freq Level Limit Line Margin Read Level Ant Factor Cable Loss Preamp Factor Aux Factor APos TPos Remark MHz dBuV/m dBuV/m dB dBuV dB/m dB dB dB cm deg 1 5458.75 42.09 54.00 -11.91 32.00 33.20 10.46 33.57 0.00 395 25 Average	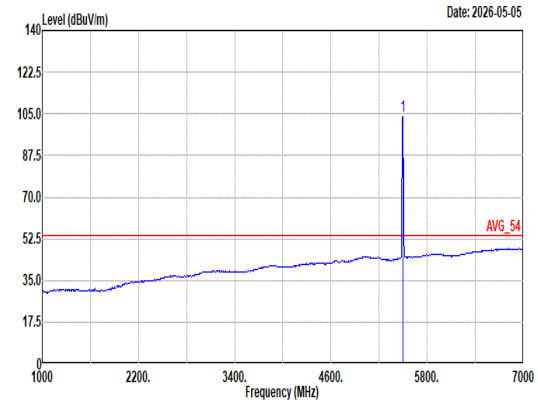 Site : 03CH12-HY Condition: AVG_54 3m 9120D-02114-250702 HORIZONTAL : RBW:1000.000kHz VBW:0.010kHz SWT:Auto Freq Level Limit Line Margin Read Level Ant Factor Cable Loss Preamp Factor Aux Factor APos TPos Remark MHz dBuV/m dBuV/m dB dBuV dB/m dB dB dB cm deg 1 5500.00 104.08 ------ ------ 93.92 33.20 10.52 33.56 0.00 395 25 Average

Mode	87	
	Band Edge	
	U-NII-2C_5.47-5.725_802.11ax HE20_CH100_Partial RU 26/0_5500MHz	
ANT	6+7	
Pol.	Vertical	Fundamental
Peak	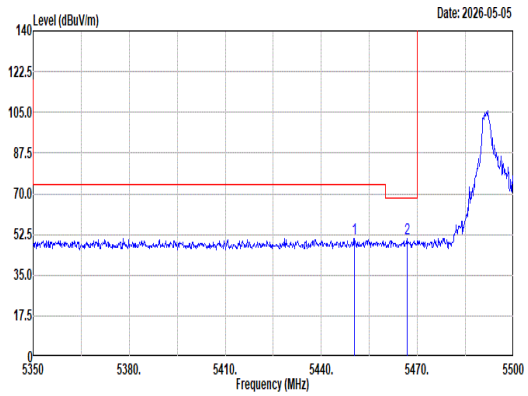 Site : 03CH12-HY Condition: PEAK_BE(UNII)_B3 3m 9120D-02114-250702 VERTICAL : RBW:1000.000kHz VBW:3000.000kHz SWT:Auto Freq Level Limit Line Margin Read Level Ant Factor Cable Loss Preamp Factor Aux Factor APos TPos Remark MHz dBuV/m dBuV/m dB dBuV dB/m dB dB dB cm deg 1 5450.35 50.67 74.00 -23.33 40.59 33.20 10.45 33.57 0.00 399 278 Peak 2 5466.85 50.67 68.20 -17.53 40.56 33.20 10.48 33.57 0.00 399 278 Peak	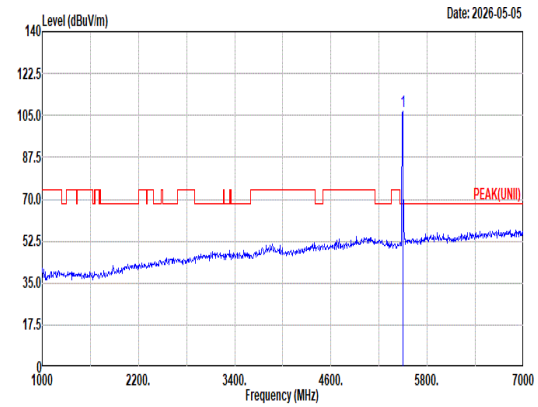 Site : 03CH12-HY Condition: PEAK(UNII) 3m 9120D-02114-250702 VERTICAL : RBW:1000.000kHz VBW:3000.000kHz SWT:Auto Freq Level Limit Line Margin Read Level Ant Factor Cable Loss Preamp Factor Aux Factor APos TPos Remark MHz dBuV/m dBuV/m dB dBuV dB/m dB dB dB cm deg 1 5500.00 106.85 ------ ------ 96.69 33.20 10.52 33.56 0.00 399 278 Peak
Avg	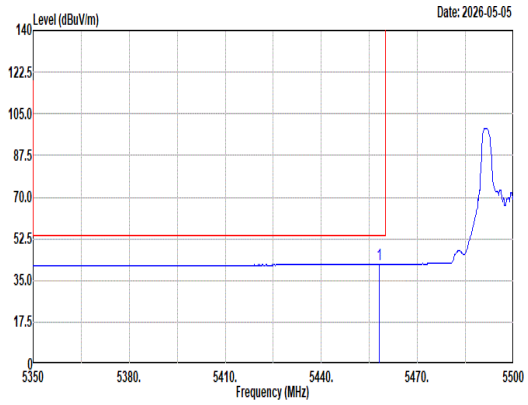 Site : 03CH12-HY Condition: AVG_BE(UNII)_B3 3m 9120D-02114-250702 VERTICAL : RBW:1000.000kHz VBW:0.010kHz SWT:Auto Freq Level Limit Line Margin Read Level Ant Factor Cable Loss Preamp Factor Aux Factor APos TPos Remark MHz dBuV/m dBuV/m dB dBuV dB/m dB dB dB cm deg 1 5458.15 41.95 54.00 -12.05 31.86 33.20 10.46 33.57 0.00 399 278 Average	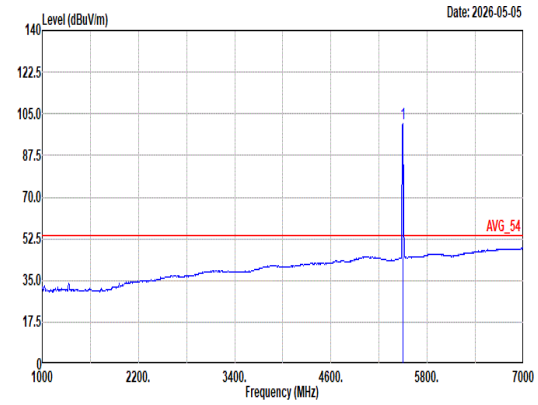 Site : 03CH12-HY Condition: AVG_54 3m 9120D-02114-250702 VERTICAL : RBW:1000.000kHz VBW:0.010kHz SWT:Auto Freq Level Limit Line Margin Read Level Ant Factor Cable Loss Preamp Factor Aux Factor APos TPos Remark MHz dBuV/m dBuV/m dB dBuV dB/m dB dB dB cm deg 1 5500.00 100.76 ------ ------ 90.60 33.20 10.52 33.56 0.00 399 278 Average

Mode	87	
	Harmonic	
	U-NII-2C_5.47-5.725_802.11ax HE20_CH100_Partial RU 26/0_5500MHz	
ANT	6+7	
Pol.	Horizontal	Vertical
Peak Avg	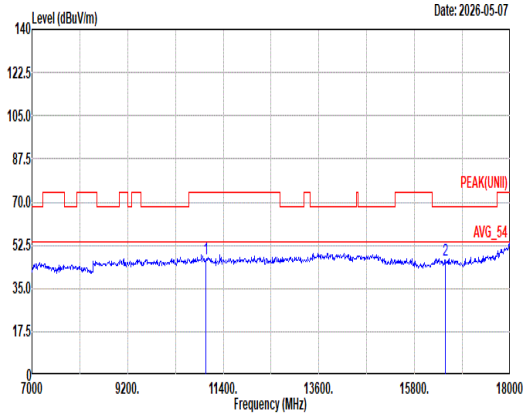 Site : 03CH12-HY Condition: PEAK(UNII) 3m 9120D-02114-250702 HORIZONTAL Freq Level Limit Line Margin Read Level Ant Factor Cable Loss Preamp Factor Aux Factor APos TPos Remark MHz dBuV/m dBuV/m dB dBuV dB/m dB dB dB cm deg 1 11000.00 46.76 74.00 -27.24 45.92 38.90 16.47 55.13 0.60 -- -- Peak 2 16500.00 46.33 68.20 -21.87 43.19 38.30 19.78 55.27 0.33 -- -- Peak	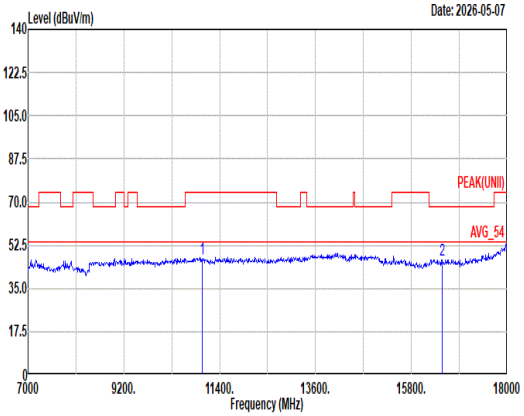 Site : 03CH12-HY Condition: PEAK(UNII) 3m 9120D-02114-250702 VERTICAL Freq Level Limit Line Margin Read Level Ant Factor Cable Loss Preamp Factor Aux Factor APos TPos Remark MHz dBuV/m dBuV/m dB dBuV dB/m dB dB dB cm deg 1 11000.00 47.03 74.00 -26.97 46.19 38.90 16.47 55.13 0.60 -- -- Peak 2 16500.00 46.26 68.20 -21.94 43.12 38.30 19.78 55.27 0.33 -- -- Peak

Mode	87	
	Harmonic	
	U-NII-2C_5.47-5.725_802.11ax HE20_CH100_Partial RU 26/0_5500MHz	
ANT	6+7	
Pol.	Horizontal	Vertical
14.47G ~14.5G Avg	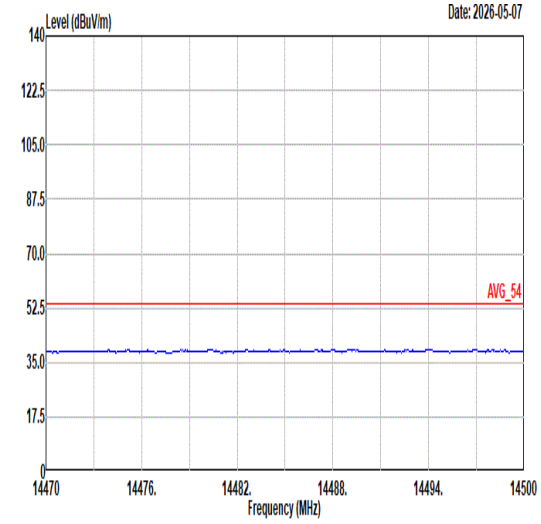 Site : 03CH12-HY Condition: AVG_54 3m 9120D-02114-250702 HORIZONTAL	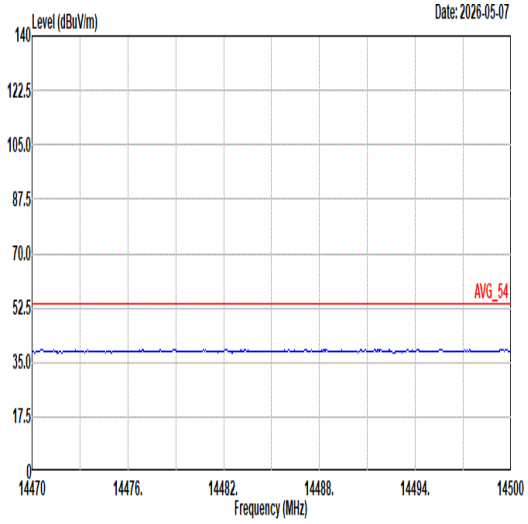 Site : 03CH12-HY Condition: AVG_54 3m 9120D-02114-250702 VERTICAL
17.7G ~18G Avg	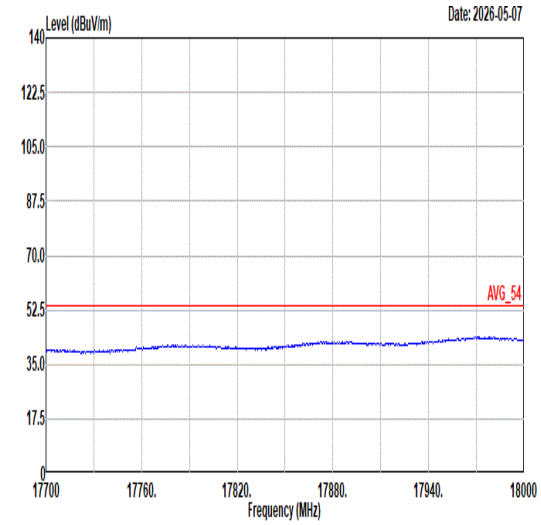 Site : 03CH12-HY Condition: AVG_54 3m 9120D-02114-250702 HORIZONTAL	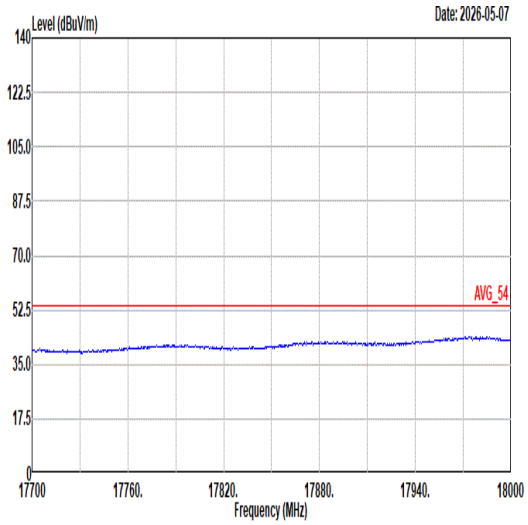 Site : 03CH12-HY Condition: AVG_54 3m 9120D-02114-250702 VERTICAL

Mode	88	
	Band Edge	
	U-NII-2C_5.47-5.725_802.11ax HE20_CH100_Partial RU 52/37_5500MHz	
ANT	6+7	
Pol.	Horizontal	Fundamental
Peak	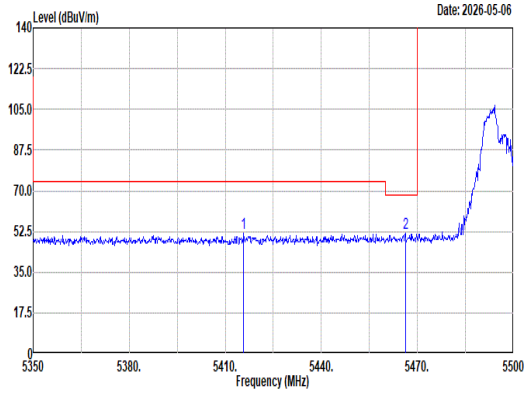 Site : 03CH12-HY Condition: PEAK_BE(UNII)_B3 3m 9120D-02114-250702 HORIZONTAL : RBW:1000.000kHz VBW:3000.000kHz SWT:Auto Freq Level Limit Line Margin Read Level Ant Factor Cable Loss Preamp Factor Aux Factor APos TPos Remark MHz dBuV/m dBuV/m dB dBuV dB/m dB dB dB cm deg 1 5415.70 51.75 74.00 -22.25 41.73 33.20 10.40 33.58 0.00 243 0 Peak 2 5466.25 51.63 68.20 -16.57 41.52 33.20 10.48 33.57 0.00 243 0 Peak	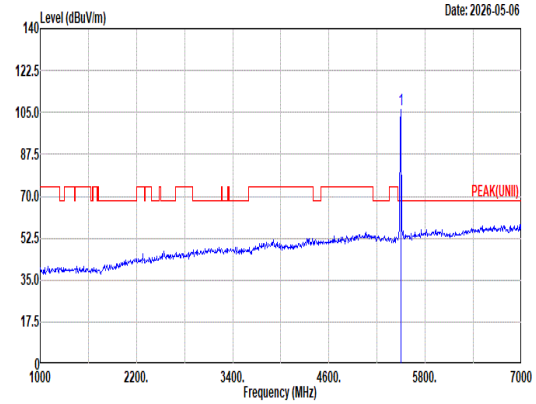 Site : 03CH12-HY Condition: PEAK(UNII) 3m 9120D-02114-250702 HORIZONTAL : RBW:1000.000kHz VBW:3000.000kHz SWT:Auto Freq Level Limit Line Margin Read Level Ant Factor Cable Loss Preamp Factor Aux Factor APos TPos Remark MHz dBuV/m dBuV/m dB dBuV dB/m dB dB dB cm deg 1 5500.00 106.30 ------ ------ 96.14 33.20 10.52 33.56 0.00 243 0 Peak
Avg	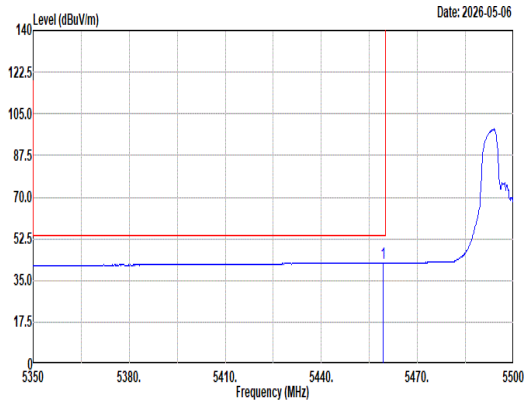 Site : 03CH12-HY Condition: AVG_BE(UNII)_B3 3m 9120D-02114-250702 HORIZONTAL : RBW:1000.000kHz VBW:0.010kHz SWT:Auto Freq Level Limit Line Margin Read Level Ant Factor Cable Loss Preamp Factor Aux Factor APos TPos Remark MHz dBuV/m dBuV/m dB dBuV dB/m dB dB dB cm deg 1 5459.35 42.38 54.00 -11.62 32.29 33.20 10.46 33.57 0.00 243 0 Average	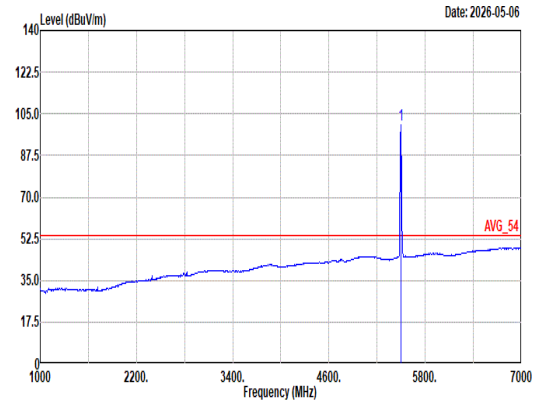 Site : 03CH12-HY Condition: AVG_54 3m 9120D-02114-250702 HORIZONTAL : RBW:1000.000kHz VBW:0.010kHz SWT:Auto Freq Level Limit Line Margin Read Level Ant Factor Cable Loss Preamp Factor Aux Factor APos TPos Remark MHz dBuV/m dBuV/m dB dBuV dB/m dB dB dB cm deg 1 5500.00 100.39 ------ ------ 90.23 33.20 10.52 33.56 0.00 243 0 Average

Mode	88	
	Band Edge	
	U-NII-2C_5.47-5.725_802.11ax HE20_CH100_Partial RU 52/37_5500MHz	
ANT	6+7	
Pol.	Vertical	Fundamental
Peak	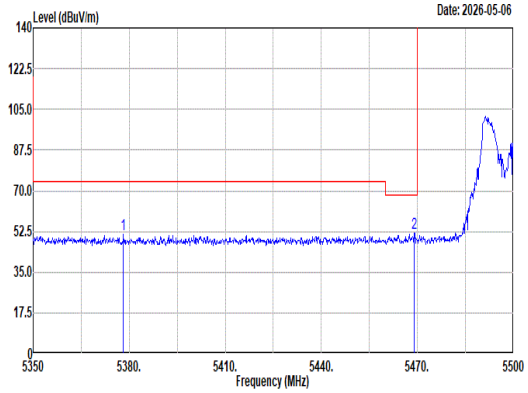 Site : 03CH12-HY Condition: PEAK_BE(UNII)_B3 3m 9120D-02114-250702 VERTICAL : RBW:1000.000kHz VBW:3000.000kHz SWT:Auto Freq Level Limit Line Margin Read Level Ant Factor Cable Loss Preamp Factor Aux Factor APos TPos Remark MHz dBuV/m dBuV/m dB dBuV dB/m dB dB dB cm deg 1 5378.20 51.03 74.00 -22.97 41.11 33.16 10.35 33.59 0.00 400 298 Peak 2 5469.10 51.72 68.20 -16.48 41.61 33.20 10.48 33.57 0.00 400 298 Peak	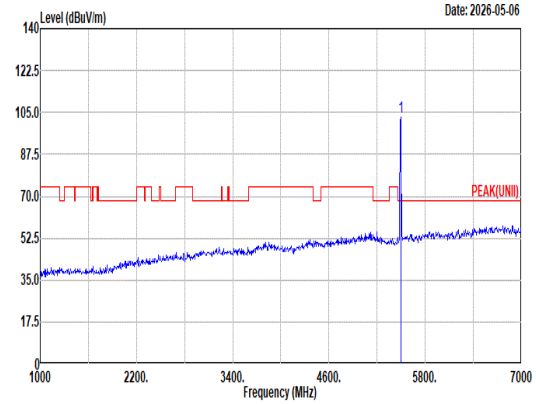 Site : 03CH12-HY Condition: PEAK(UNII) 3m 9120D-02114-250702 VERTICAL : RBW:1000.000kHz VBW:3000.000kHz SWT:Auto Freq Level Limit Line Margin Read Level Ant Factor Cable Loss Preamp Factor Aux Factor APos TPos Remark MHz dBuV/m dBuV/m dB dBuV dB/m dB dB dB cm deg 1 5500.00 103.04 ------ ------ 92.88 33.20 10.52 33.56 0.00 400 298 Peak
Avg	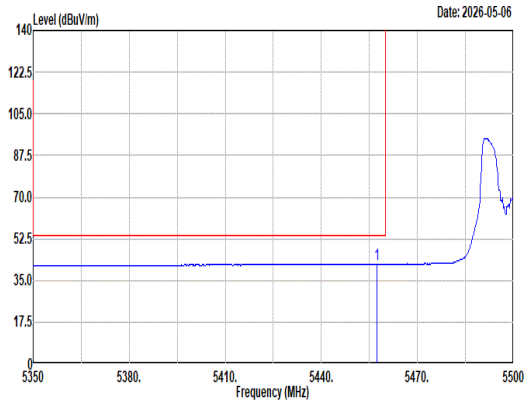 Site : 03CH12-HY Condition: AVG_BE(UNII)_B3 3m 9120D-02114-250702 VERTICAL : RBW:1000.000kHz VBW:0.010kHz SWT:Auto Freq Level Limit Line Margin Read Level Ant Factor Cable Loss Preamp Factor Aux Factor APos TPos Remark MHz dBuV/m dBuV/m dB dBuV dB/m dB dB dB cm deg 1 5457.25 41.89 54.00 -12.11 31.80 33.20 10.46 33.57 0.00 400 298 Average	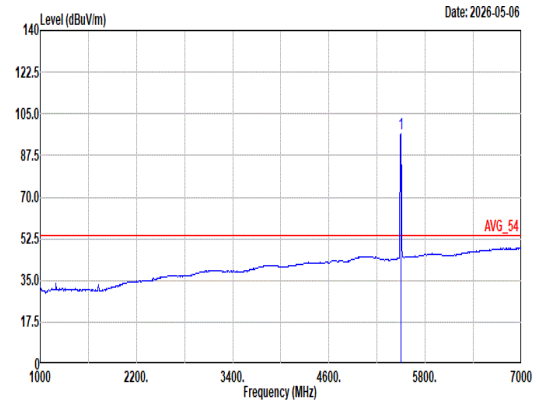 Site : 03CH12-HY Condition: AVG_54 3m 9120D-02114-250702 VERTICAL : RBW:1000.000kHz VBW:0.010kHz SWT:Auto Freq Level Limit Line Margin Read Level Ant Factor Cable Loss Preamp Factor Aux Factor APos TPos Remark MHz dBuV/m dBuV/m dB dBuV dB/m dB dB dB cm deg 1 5500.00 96.54 ------ ------ 86.38 33.20 10.52 33.56 0.00 400 298 Average

Mode	88	
	Harmonic	
	U-NII-2C_5.47-5.725_802.11ax HE20_CH100_Partial RU 52/37_5500MHz	
ANT	6+7	
Pol.	Horizontal	Vertical
Peak Avg	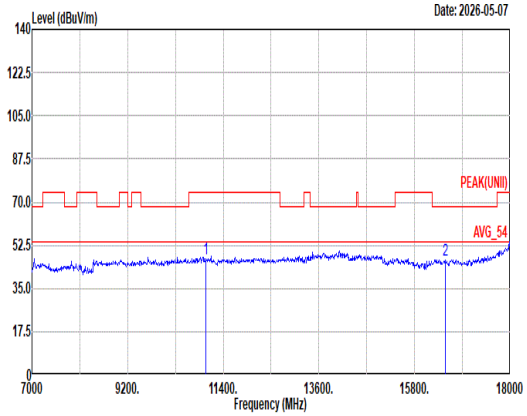 Site : 03CH12-HY Condition: PEAK(UNII) 3m 9120D-02114-250702 HORIZONTAL Freq Level Limit Line Margin Read Level Ant Factor Cable Loss Preamp Factor Aux Factor APos TPos Remark MHz dBuV/m dBuV/m dB dBuV dB/m dB dB dB cm deg 1 11000.00 46.87 74.00 -27.13 46.03 38.90 16.47 55.13 0.60 -- -- Peak 2 16500.00 46.43 68.20 -21.77 43.29 38.30 19.78 55.27 0.33 -- -- Peak	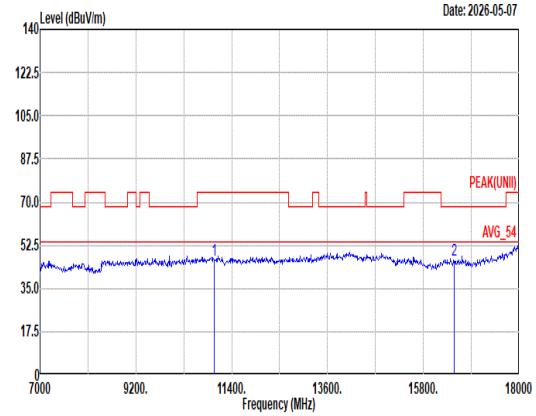 Site : 03CH12-HY Condition: PEAK(UNII) 3m 9120D-02114-250702 VERTICAL Freq Level Limit Line Margin Read Level Ant Factor Cable Loss Preamp Factor Aux Factor APos TPos Remark MHz dBuV/m dBuV/m dB dBuV dB/m dB dB dB cm deg 1 11000.00 46.74 74.00 -27.26 45.90 38.90 16.47 55.13 0.60 -- -- Peak 2 16500.00 46.36 68.20 -21.84 43.22 38.30 19.78 55.27 0.33 -- -- Peak

Mode	88	
	Harmonic	
	U-NII-2C_5.47-5.725_802.11ax HE20_CH100_Partial RU 52/37_5500MHz	
ANT	6+7	
Pol.	Horizontal	Vertical
14.47G ~14.5G Avg	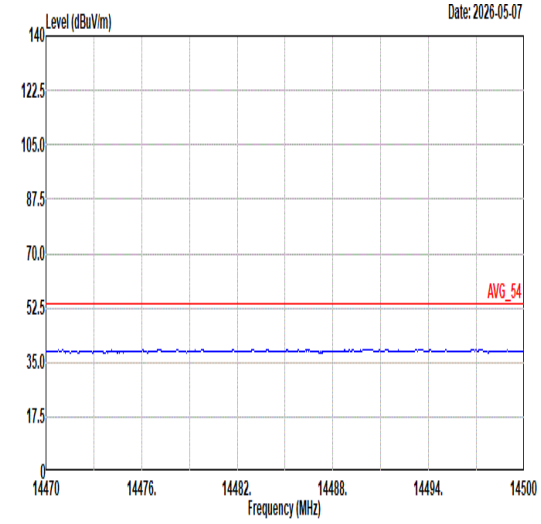 Site : 03CH12-HY Condition: AVG_54 3m 9120D-02114-250702 HORIZONTAL	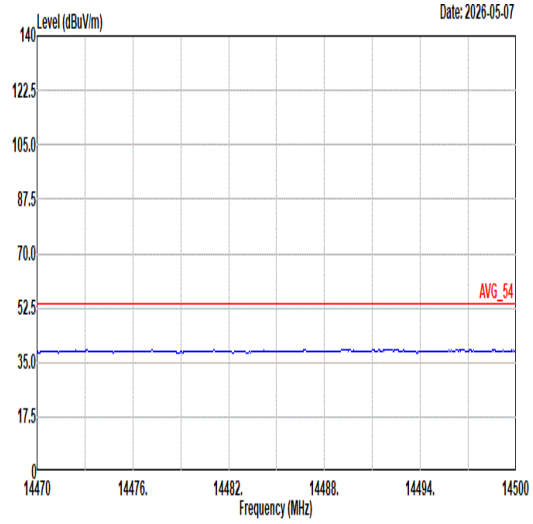 Site : 03CH12-HY Condition: AVG_54 3m 9120D-02114-250702 VERTICAL
17.7G ~18G Avg	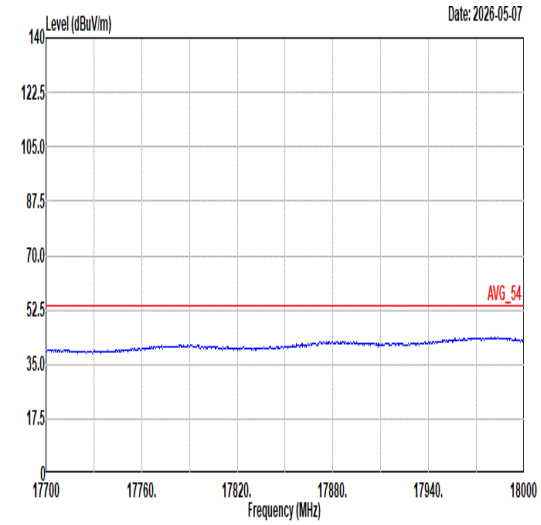 Site : 03CH12-HY Condition: AVG_54 3m 9120D-02114-250702 HORIZONTAL	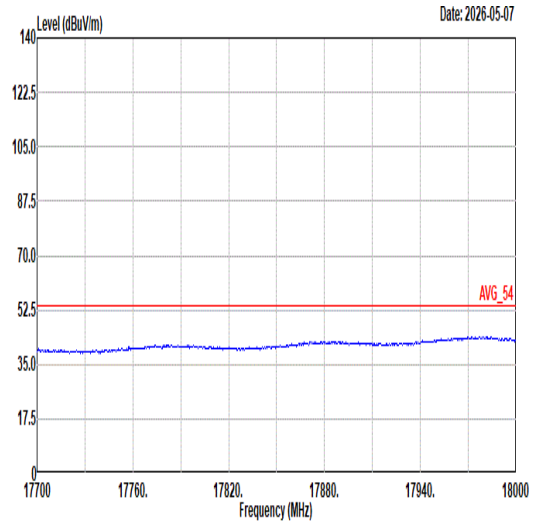 Site : 03CH12-HY Condition: AVG_54 3m 9120D-02114-250702 VERTICAL

Mode	89	
	Band Edge	
	U-NII-2C_5.47-5.725_802.11ax HE20_CH100_Partial RU 106/53_5500MHz	
ANT	6+7	
Pol.	Horizontal	Fundamental
Peak	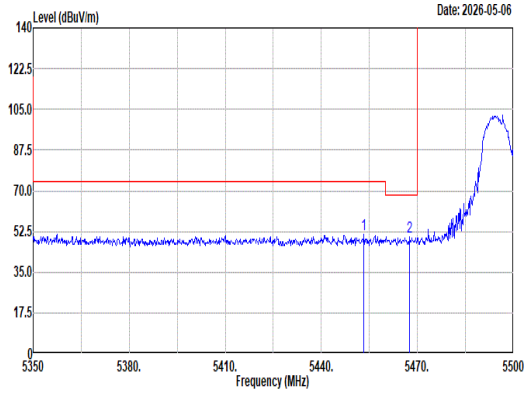 Site : 03CH12-HY Condition: PEAK_BE(UNII)_B3 3m 9120D-02114-250702 HORIZONTAL : RBW:1000.000kHz VBW:3000.000kHz SWT:Auto Freq Level Limit Line Margin Read Level Ant Factor Cable Loss Preamp Factor Aux Factor APos TPos Remark MHz dBuV/m dBuV/m dB dBuV dB/m dB dB dB cm deg 1 5453.35 51.26 74.00 -22.74 41.17 33.20 10.46 33.57 0.00 249 360 Peak 2 5467.60 49.98 68.20 -18.22 39.87 33.20 10.48 33.57 0.00 249 360 Peak	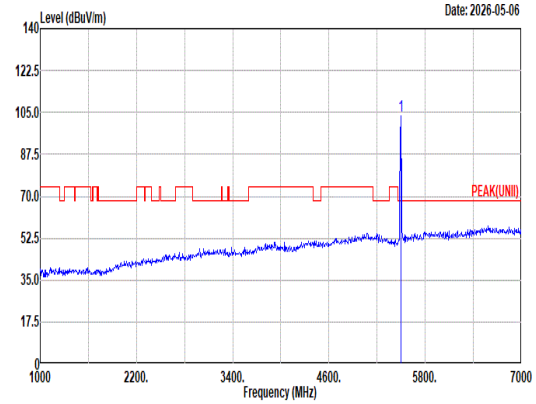 Site : 03CH12-HY Condition: PEAK(UNII) 3m 9120D-02114-250702 HORIZONTAL : RBW:1000.000kHz VBW:3000.000kHz SWT:Auto Freq Level Limit Line Margin Read Level Ant Factor Cable Loss Preamp Factor Aux Factor APos TPos Remark MHz dBuV/m dBuV/m dB dBuV dB/m dB dB dB cm deg 1 5500.00 103.76 ------ ------ 93.60 33.20 10.52 33.56 0.00 249 360 Peak
Avg	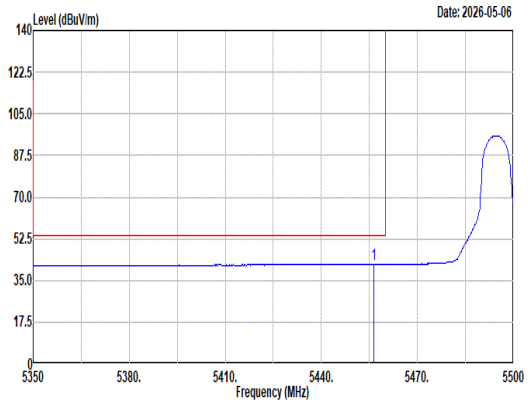 Site : 03CH12-HY Condition: AVG_BE(UNII)_B3 3m 9120D-02114-250702 HORIZONTAL : RBW:1000.000kHz VBW:0.010kHz SWT:Auto Freq Level Limit Line Margin Read Level Ant Factor Cable Loss Preamp Factor Aux Factor APos TPos Remark MHz dBuV/m dBuV/m dB dBuV dB/m dB dB dB cm deg 1 5456.35 41.80 54.00 -12.20 31.71 33.20 10.46 33.57 0.00 249 360 Average	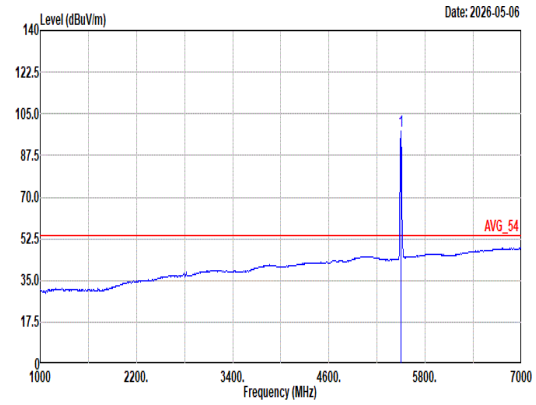 Site : 03CH12-HY Condition: AVG_54 3m 9120D-02114-250702 HORIZONTAL : RBW:1000.000kHz VBW:0.010kHz SWT:Auto Freq Level Limit Line Margin Read Level Ant Factor Cable Loss Preamp Factor Aux Factor APos TPos Remark MHz dBuV/m dBuV/m dB dBuV dB/m dB dB dB cm deg 1 5500.00 97.84 ------ ------ 87.68 33.20 10.52 33.56 0.00 249 360 Average

Mode	89
	Band Edge
	U-NII-2C_5.47-5.725_802.11ax HE20_CH100_Partial RU 106/53_5500MHz
ANT	6+7

Pol.	Vertical	Fundamental
Peak	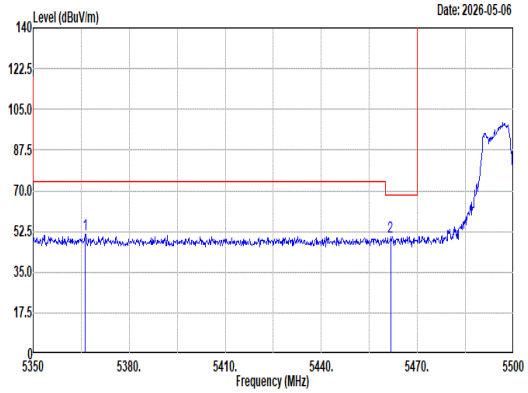 Site : 03CH12-HY Condition: PEAK_BE(UNII)_B3 3m 9120D-02114-250702 VERTICAL : RBW:1000.000kHz VBW:3000.000kHz SWT:Auto Freq Level Limit Line Margin Read Level Ant Factor Cable Loss Preamp Factor Aux Factor APos TPos Remark MHz dBuV/m dBuV/m dB dBuV dB/m dB dB dB cm deg 1 5366.35 51.23 74.00 -22.77 41.35 33.13 10.34 33.59 0.00 295 273 Peak 2 5461.60 50.45 68.20 -17.75 40.35 33.20 10.47 33.57 0.00 295 273 Peak	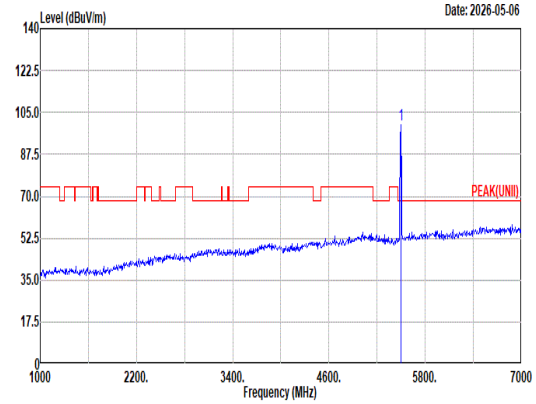 Site : 03CH12-HY Condition: PEAK(UNII) 3m 9120D-02114-250702 VERTICAL : RBW:1000.000kHz VBW:3000.000kHz SWT:Auto Freq Level Limit Line Margin Read Level Ant Factor Cable Loss Preamp Factor Aux Factor APos TPos Remark MHz dBuV/m dBuV/m dB dBuV dB/m dB dB dB cm deg 1 5500.00 99.86 ------ ------ 89.69 33.20 10.53 33.56 0.00 295 273 Peak
Avg	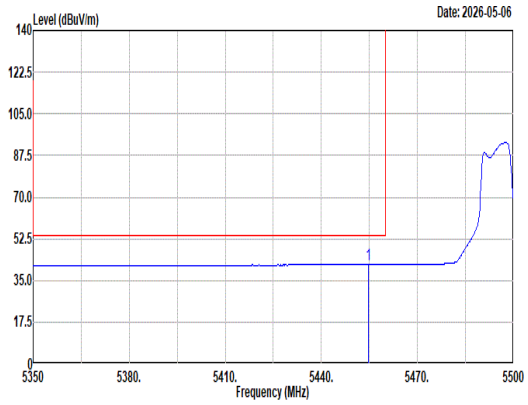 Site : 03CH12-HY Condition: AVG_BE(UNII)_B3 3m 9120D-02114-250702 VERTICAL : RBW:1000.000kHz VBW:0.010kHz SWT:Auto Freq Level Limit Line Margin Read Level Ant Factor Cable Loss Preamp Factor Aux Factor APos TPos Remark MHz dBuV/m dBuV/m dB dBuV dB/m dB dB dB cm deg 1 5454.70 41.72 54.00 -12.28 31.63 33.20 10.46 33.57 0.00 295 273 Average	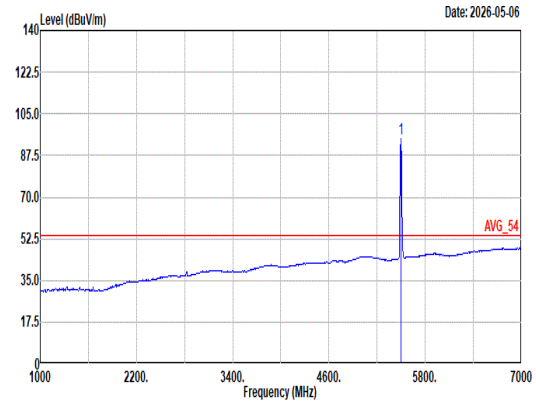 Site : 03CH12-HY Condition: AVG_54 3m 9120D-02114-250702 VERTICAL : RBW:1000.000kHz VBW:0.010kHz SWT:Auto Freq Level Limit Line Margin Read Level Ant Factor Cable Loss Preamp Factor Aux Factor APos TPos Remark MHz dBuV/m dBuV/m dB dBuV dB/m dB dB dB cm deg 1 5500.00 94.74 ------ ------ 84.57 33.20 10.53 33.56 0.00 295 273 Average

Mode	89	
	Harmonic	
	U-NII-2C_5.47-5.725_802.11ax HE20_CH100_Partial RU 106/53_5500MHz	
ANT	6+7	
Pol.	Horizontal	Vertical
Peak Avg	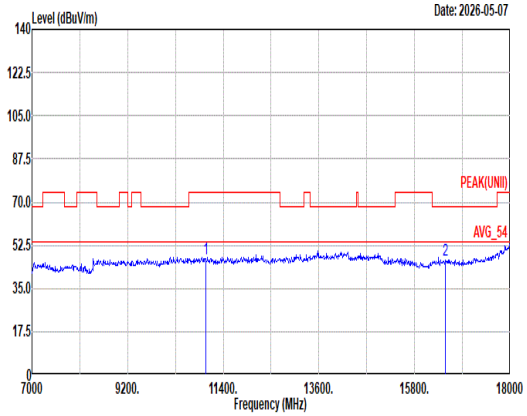 Site : 03CH12-HY Condition: PEAK(UNII) 3m 9120D-02114-250702 HORIZONTAL Freq Level Limit Line Margin Read Level Ant Factor Cable Loss Preamp Factor Aux Factor APos TPos Remark MHz dBuV/m dBuV/m dB dBuV dB/m dB dB dB cm deg 1 11000.00 47.07 74.00 -26.93 46.23 38.90 16.47 55.13 0.60 -- -- Peak 2 16500.00 46.66 68.20 -21.54 43.52 38.30 19.78 55.27 0.33 -- -- Peak	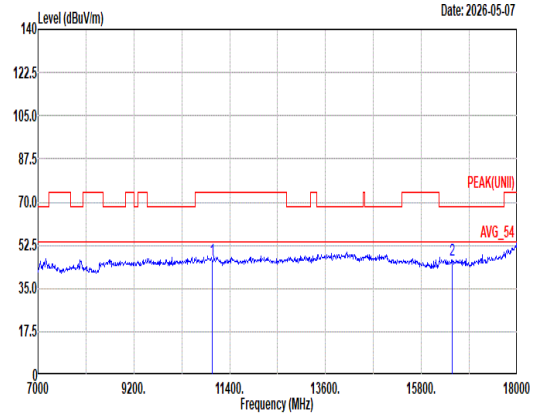 Site : 03CH12-HY Condition: PEAK(UNII) 3m 9120D-02114-250702 VERTICAL Freq Level Limit Line Margin Read Level Ant Factor Cable Loss Preamp Factor Aux Factor APos TPos Remark MHz dBuV/m dBuV/m dB dBuV dB/m dB dB dB cm deg 1 11000.00 46.67 74.00 -27.33 45.83 38.90 16.47 55.13 0.60 -- -- Peak 2 16500.00 46.39 68.20 -21.81 43.25 38.30 19.78 55.27 0.33 -- -- Peak

Mode	89	
	Harmonic	
	U-NII-2C_5.47-5.725_802.11ax HE20_CH100_Partial RU 106/53_5500MHz	
ANT	6+7	
Pol.	Horizontal	Vertical
14.47G ~14.5G Avg	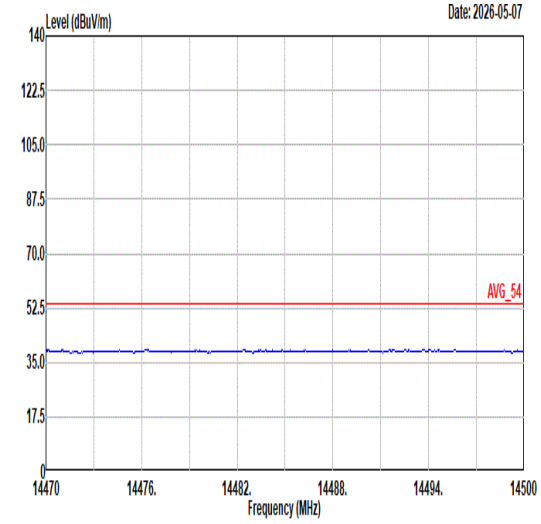 Site : 03CH12-HY Condition: AVG_54 3m 9120D-02114-250702 HORIZONTAL	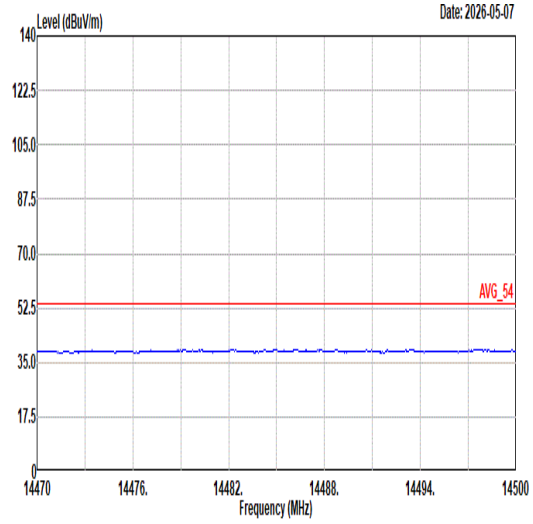 Site : 03CH12-HY Condition: AVG_54 3m 9120D-02114-250702 VERTICAL
17.7G ~18G Avg	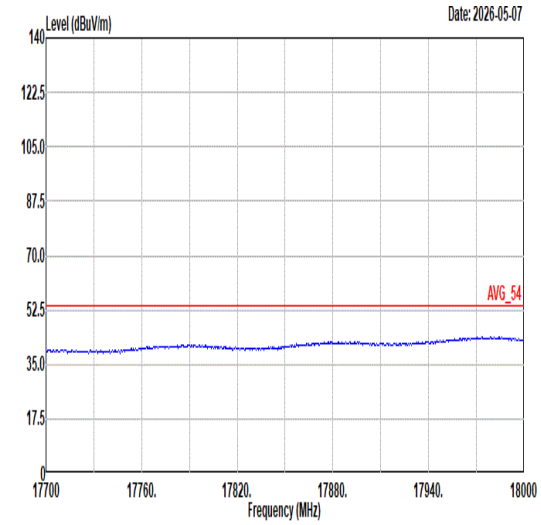 Site : 03CH12-HY Condition: AVG_54 3m 9120D-02114-250702 HORIZONTAL	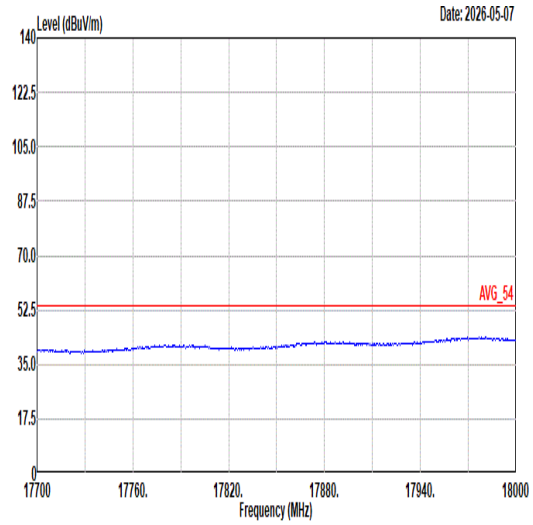 Site : 03CH12-HY Condition: AVG_54 3m 9120D-02114-250702 VERTICAL

Mode	90
	Band Edge - L
	U-NII-2C_5.47-5.725_802.11ax HE20_CH120_Partial RU 106/53_5600MHz
ANT	6+7

Pol.	Horizontal	Fundamental
Peak	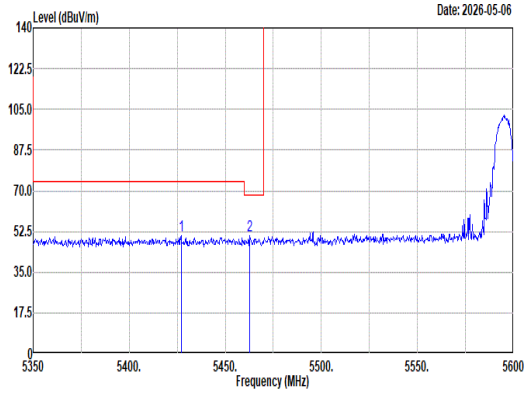 Site : 03CH12-HY Condition: PEAK_BE(UNII)_B3 3m 9120D-02114-250702 HORIZONTAL : RBW:1000.000kHz VBW:3000.000kHz SWT:Auto 1 5427.00 50.50 74.00 -23.50 40.47 33.20 10.41 33.58 0.00 200 358 Peak 2 5462.50 50.74 68.20 -17.46 40.64 33.20 10.47 33.57 0.00 200 358 Peak	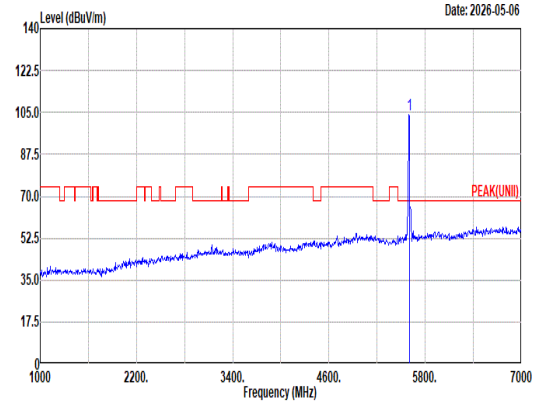 Site : 03CH12-HY Condition: PEAK(UNII) 3m 9120D-02114-250702 HORIZONTAL : RBW:1000.000kHz VBW:3000.000kHz SWT:Auto 1 5600.00 104.10 ------ ------ 93.70 33.30 10.68 33.58 0.00 200 358 Peak
Avg	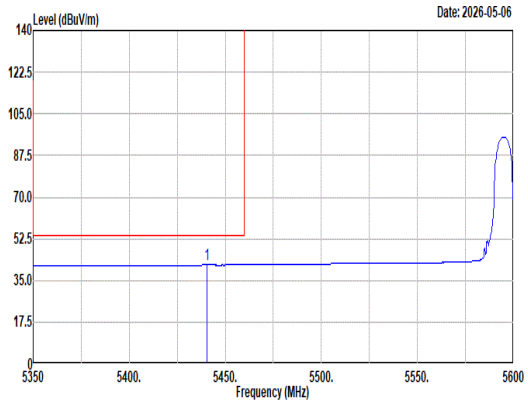 Site : 03CH12-HY Condition: AVG_BE(UNII)_B3 3m 9120D-02114-250702 HORIZONTAL : RBW:1000.000kHz VBW:0.010kHz SWT:Auto 1 5440.50 41.58 54.00 -12.42 31.52 33.20 10.43 33.57 0.00 200 358 Average	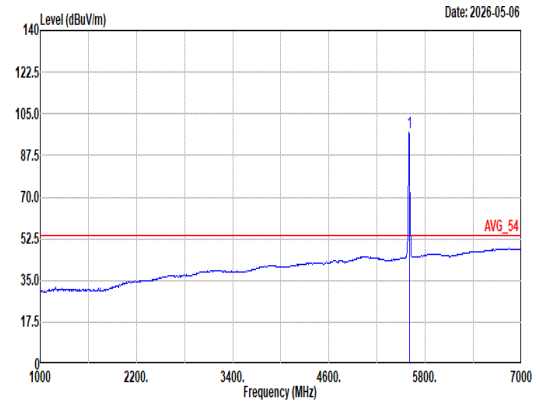 Site : 03CH12-HY Condition: AVG_54 3m 9120D-02114-250702 HORIZONTAL : RBW:1000.000kHz VBW:0.010kHz SWT:Auto 1 5600.00 96.99 ------ ------ 86.59 33.30 10.68 33.58 0.00 200 358 Average

Mode	90	
	Band Edge - R	
	U-NII-2C_5.47-5.725_802.11ax HE20_CH120_Partial RU 106/53_5600MHz	
ANT	6+7	
Pol.	Horizontal	Fundamental
Peak	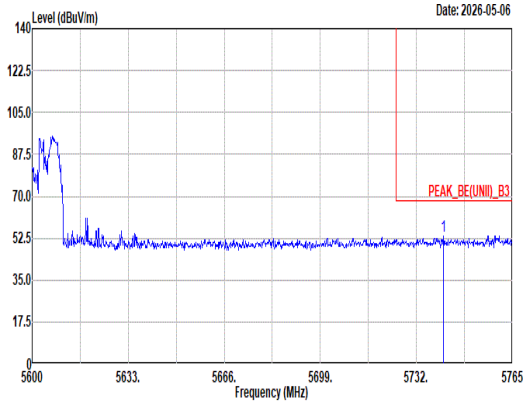 Site : 03CH12-HY Condition: PEAK_BE(UNII)_B3 3m 9120D-02114-250702 HORIZONTAL : RBW:1000.000kHz VBW:3000.000kHz SWT:Auto Freq Level Limit Line Margin Read Level Ant Factor Cable Loss Preamp Factor Aux Factor APos TPos Remark MHz dBuV/m dBuV/m dB dBuV dB/m dB dB dB cm deg 1 5741.41 53.53 68.20 -14.67 42.51 33.87 10.75 33.60 0.00 200 358 Peak	Blank

Mode	90	
	Band Edge - L	
	U-NII-2C_5.47-5.725_802.11ax HE20_CH120_Partial RU 106/53_5600MHz	
ANT	6+7	
Pol.	Vertical	Fundamental
Peak	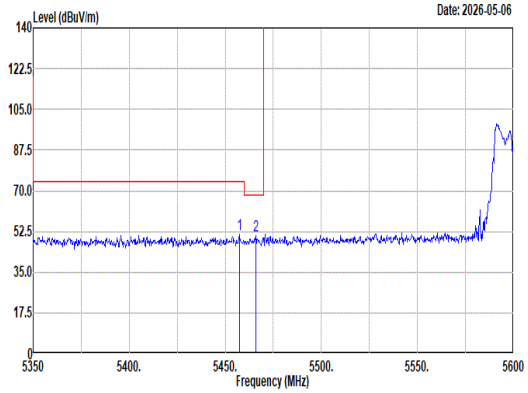 Site : 03CH12-HY Condition: PEAK_BE(UNII)_B3 3m 9120D-02114-250702 VERTICAL : RBW:1000.000kHz VBW:3000.000kHz SWT:Auto Freq Level Limit Line Margin Read Level Ant Factor Cable Loss Preamp Factor Aux Factor APos TPos Remark MHz dBuV/m dBuV/m dB dBuV dB/m dB dB dB cm deg 1 5457.25 51.05 74.00 -22.95 40.96 33.20 10.46 33.57 0.00 400 268 Peak 2 5465.75 50.68 68.20 -17.52 40.57 33.20 10.48 33.57 0.00 400 268 Peak	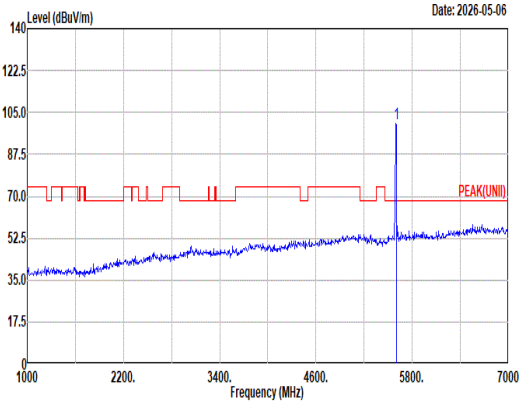 Site : 03CH12-HY Condition: PEAK(UNII) 3m 9120D-02114-250702 VERTICAL : RBW:1000.000kHz VBW:3000.000kHz SWT:Auto Freq Level Limit Line Margin Read Level Ant Factor Cable Loss Preamp Factor Aux Factor APos TPos Remark MHz dBuV/m dBuV/m dB dBuV dB/m dB dB dB cm deg 1 5600.00 100.36 ------ ------ 89.96 33.30 10.67 33.57 0.00 400 268 Peak
Avg	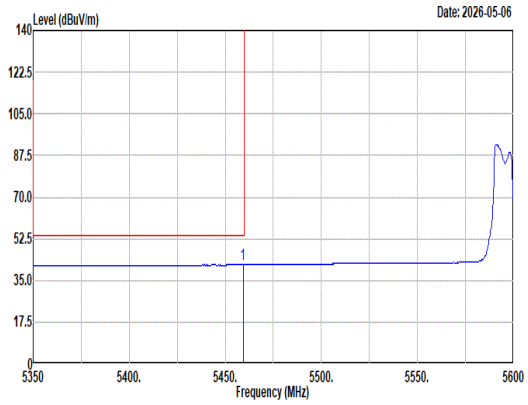 Site : 03CH12-HY Condition: AVG_BE(UNII)_B3 3m 9120D-02114-250702 VERTICAL : RBW:1000.000kHz VBW:0.010kHz SWT:Auto Freq Level Limit Line Margin Read Level Ant Factor Cable Loss Preamp Factor Aux Factor APos TPos Remark MHz dBuV/m dBuV/m dB dBuV dB/m dB dB dB cm deg 1 5459.25 41.55 54.00 -12.45 31.46 33.20 10.46 33.57 0.00 400 268 Average	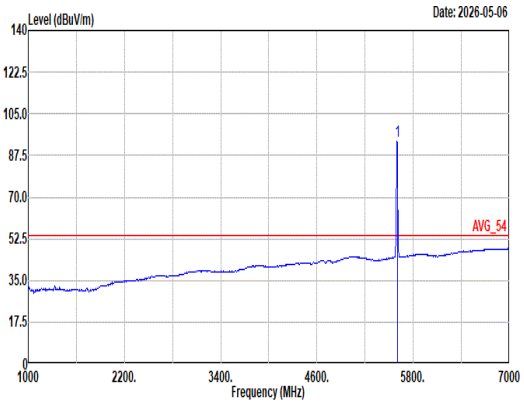 Site : 03CH12-HY Condition: AVG_54 3m 9120D-02114-250702 VERTICAL : RBW:1000.000kHz VBW:0.010kHz SWT:Auto Freq Level Limit Line Margin Read Level Ant Factor Cable Loss Preamp Factor Aux Factor APos TPos Remark MHz dBuV/m dBuV/m dB dBuV dB/m dB dB dB cm deg 1 5600.00 93.66 ------ ------ 83.26 33.30 10.67 33.57 0.00 400 268 Average

Mode	90	
	Band Edge - R	
	U-NII-2C_5.47-5.725_802.11ax HE20_CH120_Partial RU 106/53_5600MHz	
ANT	6+7	
Pol.	Vertical	Fundamental
Peak	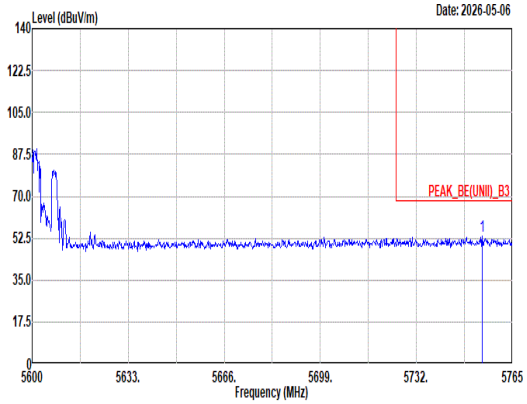 Site : 03CH12-HY Condition: PEAK_BE(UNII)_B3 3m 9120D-02114-250702 VERTICAL : RBW:1000.000kHz VBW:3000.000kHz SWT:Auto Freq Level Limit Line Margin dB Read Level dBuV Ant Factor dB/m Cable Loss dB Preamp Factor dB Aux Factor dB APos cm TPos deg Remark MHz dBuV/m dBuV/m 1 5754.61 53.22 68.20 -14.98 42.14 33.93 10.75 33.60 0.00 400 268 Peak	Blank

Mode	90	
	Harmonic	
	U-NII-2C_5.47-5.725_802.11ax HE20_CH120_Partial RU 106/53_5600MHz	
ANT	6+7	
Pol.	Horizontal	Vertical
Peak Avg	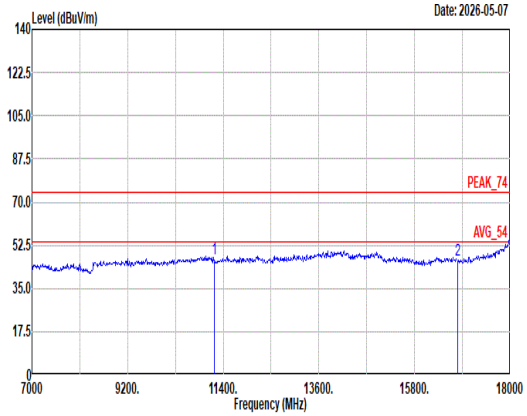 Site : 03CH12-HY Condition: PEAK_74 3m 9120D-02114-250702 HORIZONTAL Freq Level Limit Line Margin Read Level Ant Factor Cable Loss Preamp Factor Aux Factor APos TPos Remark MHz dBuV/m dBuV/m dB dBuV dB/m dB dB dB cm deg 1 11200.00 47.10 74.00 -26.90 45.89 39.00 16.61 55.00 0.60 -- -- Peak 2 16800.00 46.53 74.00 -27.47 44.08 38.00 20.10 56.00 0.35 -- -- Peak	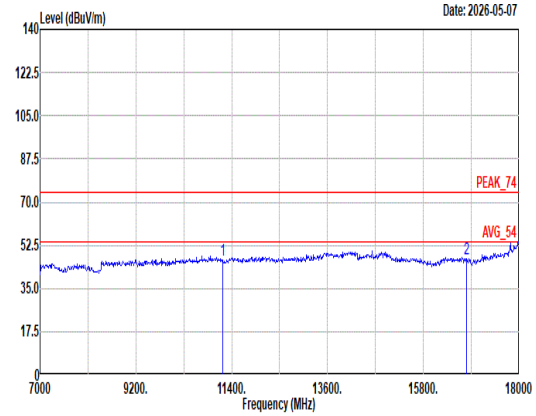 Site : 03CH12-HY Condition: PEAK_74 3m 9120D-02114-250702 VERTICAL Freq Level Limit Line Margin Read Level Ant Factor Cable Loss Preamp Factor Aux Factor APos TPos Remark MHz dBuV/m dBuV/m dB dBuV dB/m dB dB dB cm deg 1 11200.00 46.60 74.00 -27.40 45.39 39.00 16.61 55.00 0.60 -- -- Peak 2 16800.00 47.13 74.00 -26.87 44.68 38.00 20.10 56.00 0.35 -- -- Peak

Mode	90	
	Harmonic	
	U-NII-2C_5.47-5.725_802.11ax HE20_CH120_Partial RU 106/53_5600MHz	
ANT	6+7	
Pol.	Horizontal	Vertical
14.47G ~14.5G Avg	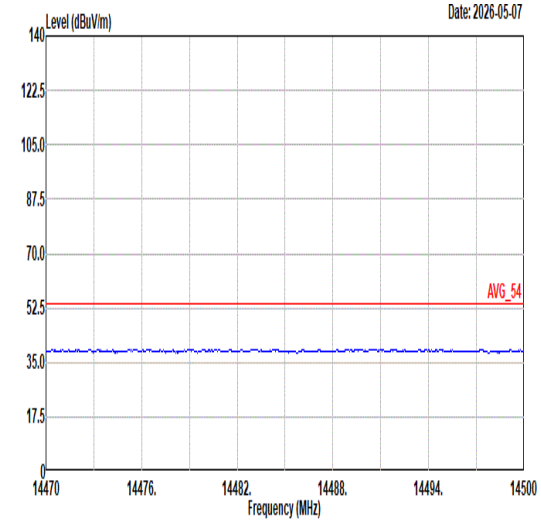 Site : 03CH12-HY Condition: AVG_54 3m 9120D-02114-250702 HORIZONTAL	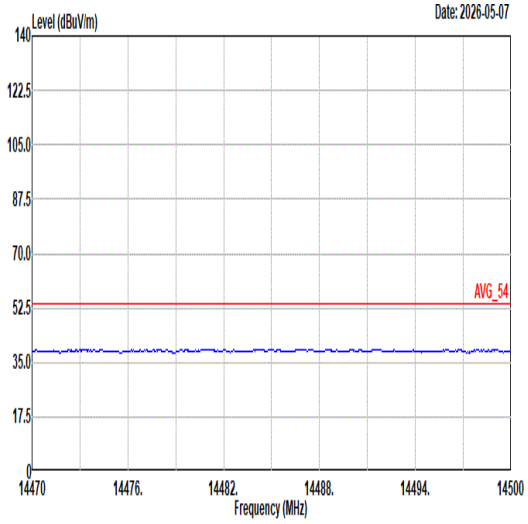 Site : 03CH12-HY Condition: AVG_54 3m 9120D-02114-250702 VERTICAL
17.7G ~18G Avg	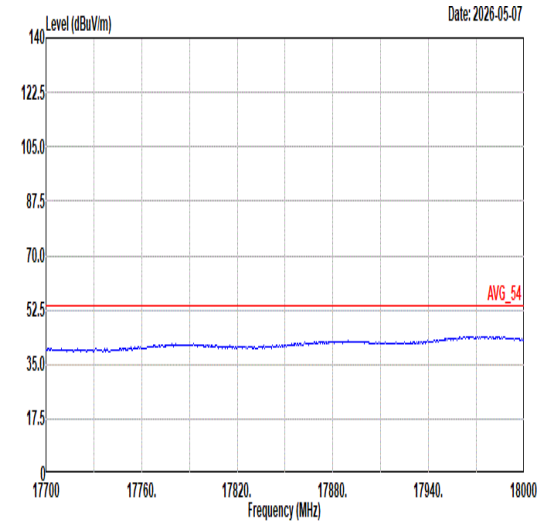 Site : 03CH12-HY Condition: AVG_54 3m 9120D-02114-250702 HORIZONTAL	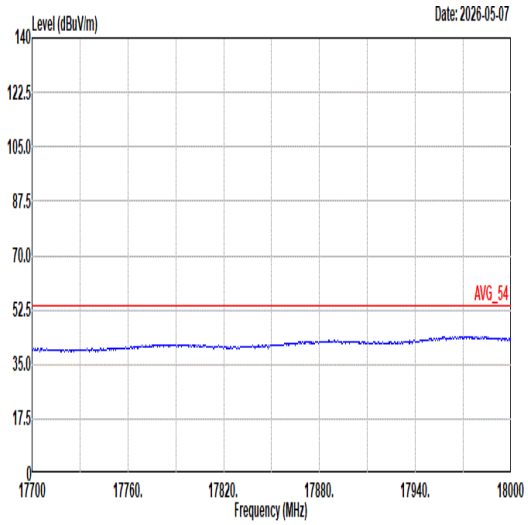 Site : 03CH12-HY Condition: AVG_54 3m 9120D-02114-250702 VERTICAL

Mode	91	
	Band Edge	
	U-NII-2C_5.47-5.725_802.11ax HE20_CH140_Partial RU 26/8_5700MHz	
ANT	6+7	
Pol.	Horizontal	Fundamental
Peak	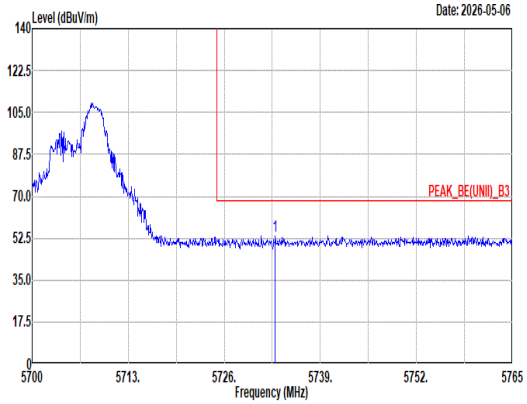 Site : 03CH12-HY Condition: PEAK_BE(UNII)_B3 3m 9120D-02114-250702 HORIZONTAL : RBW:1000.000kHz VBW:3000.000kHz SWT:Auto 1 5732.89 53.38 68.20 -14.82 42.41 33.83 10.74 33.60 0.00 194 14 Peak	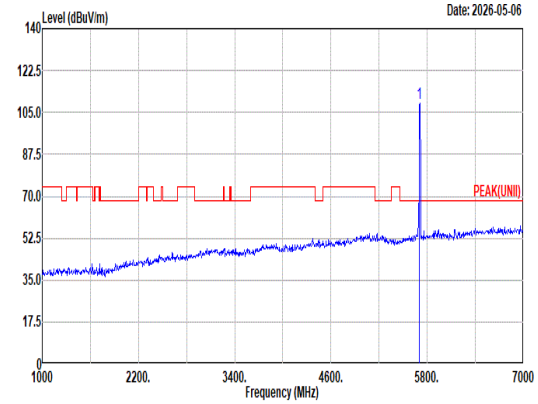 Site : 03CH12-HY Condition: PEAK(UNII) 3m 9120D-02114-250702 HORIZONTAL : RBW:1000.000kHz VBW:3000.000kHz SWT:Auto 1 5700.00 109.02 ------ ------ 98.14 33.74 10.73 33.59 0.00 194 14 Peak
Avg	Blank	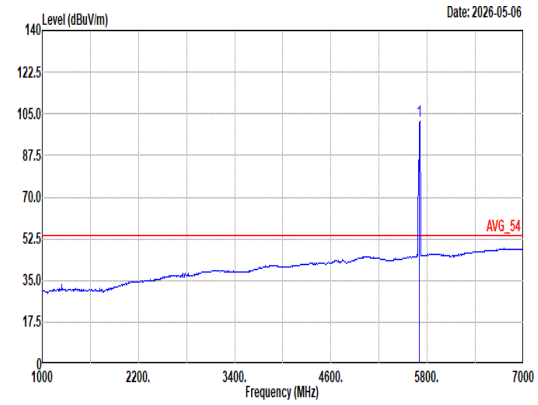 Site : 03CH12-HY Condition: AVG_54 3m 9120D-02114-250702 HORIZONTAL : RBW:1000.000kHz VBW:0.010kHz SWT:Auto 1 5700.00 102.13 ------ ------ 91.25 33.74 10.73 33.59 0.00 194 14 Average

Mode	91	
	Band Edge	
	U-NII-2C_5.47-5.725_802.11ax HE20_CH140_Partial RU 26/8_5700MHz	
ANT	6+7	
Pol.	Vertical	Fundamental
Peak	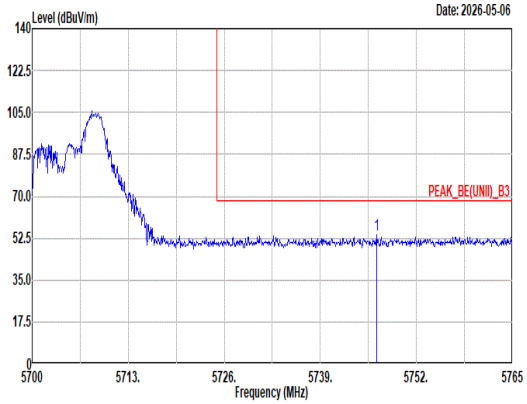 Site : 03CH12-HY Condition: PEAK_BE(UNII)_B3 3m 9120D-02114-250702 VERTICAL : RBW:1000.000kHz VBW:3000.000kHz SWT:Auto Freq Level Limit Line Margin Read Level Ant Factor Cable Loss Preamp Factor Aux Factor APos TPos Remark MHz dBuV/m dBuV/m dB dBuV dB/m dB dB dB cm deg 1 5746.61 53.83 68.20 -14.37 42.79 33.89 10.75 33.60 0.00 300 273 Peak	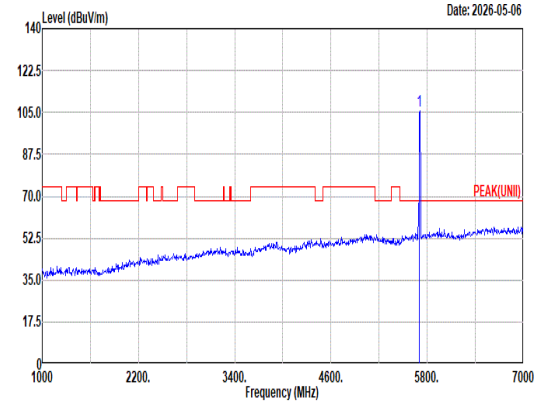 Site : 03CH12-HY Condition: PEAK(UNII) 3m 9120D-02114-250702 VERTICAL : RBW:1000.000kHz VBW:3000.000kHz SWT:Auto Freq Level Limit Line Margin Read Level Ant Factor Cable Loss Preamp Factor Aux Factor APos TPos Remark MHz dBuV/m dBuV/m dB dBuV dB/m dB dB dB cm deg 1 5700.00 105.58 ------ ------ 94.70 33.74 10.73 33.59 0.00 300 273 Peak
Avg	Blank	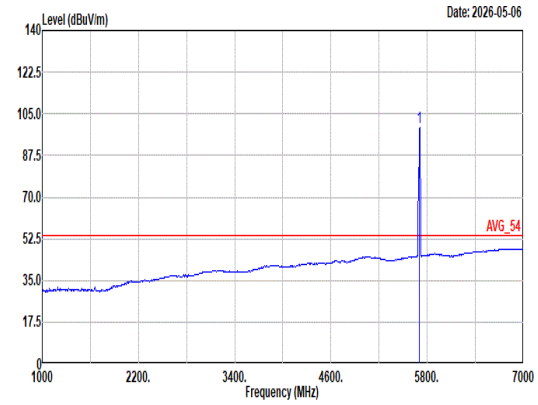 Site : 03CH12-HY Condition: AVG_54 3m 9120D-02114-250702 VERTICAL : RBW:1000.000kHz VBW:0.010kHz SWT:Auto Freq Level Limit Line Margin Read Level Ant Factor Cable Loss Preamp Factor Aux Factor APos TPos Remark MHz dBuV/m dBuV/m dB dBuV dB/m dB dB dB cm deg 1 5700.00 99.27 ------ ------ 88.39 33.74 10.73 33.59 0.00 300 273 Average

Mode	91	
	Harmonic	
	U-NII-2C_5.47-5.725_802.11ax HE20_CH140_Partial RU 26/8_5700MHz	
ANT	6+7	
Pol.	Horizontal	Vertical
Peak Avg	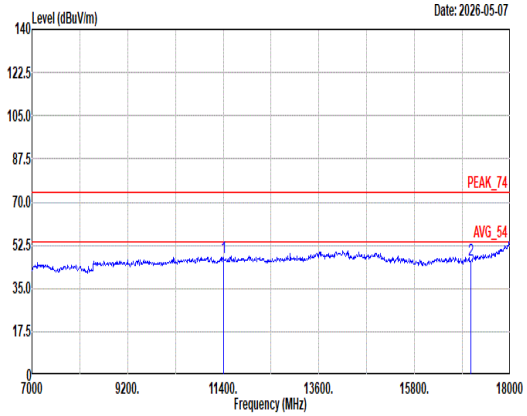 Site : 03CH12-HY Condition: PEAK_74 3m 9120D-02114-250702 HORIZONTAL Freq Level Limit Line Margin Read Level Ant Factor Cable Loss Preamp Factor Aux Factor APos TPos Remark MHz dBuV/m dBuV/m dB dBuV dB/m dB dB dB cm deg 1 11400.00 47.48 74.00 -26.52 45.91 39.20 16.75 54.87 0.49 -- -- Peak 2 17100.00 46.66 74.00 -27.34 44.09 38.00 20.39 56.59 0.77 -- -- Peak	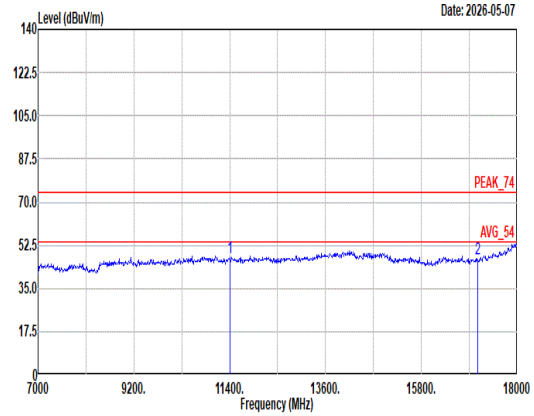 Site : 03CH12-HY Condition: PEAK_74 3m 9120D-02114-250702 VERTICAL Freq Level Limit Line Margin Read Level Ant Factor Cable Loss Preamp Factor Aux Factor APos TPos Remark MHz dBuV/m dBuV/m dB dBuV dB/m dB dB dB cm deg 1 11400.00 47.28 74.00 -26.72 45.71 39.20 16.75 54.87 0.49 -- -- Peak 2 17100.00 47.12 74.00 -26.88 44.55 38.00 20.39 56.59 0.77 -- -- Peak

Mode	91	
	Harmonic	
	U-NII-2C_5.47-5.725_802.11ax HE20_CH140_Partial RU 26/8_5700MHz	
ANT	6+7	
Pol.	Horizontal	Vertical
14.47G ~14.5G Avg	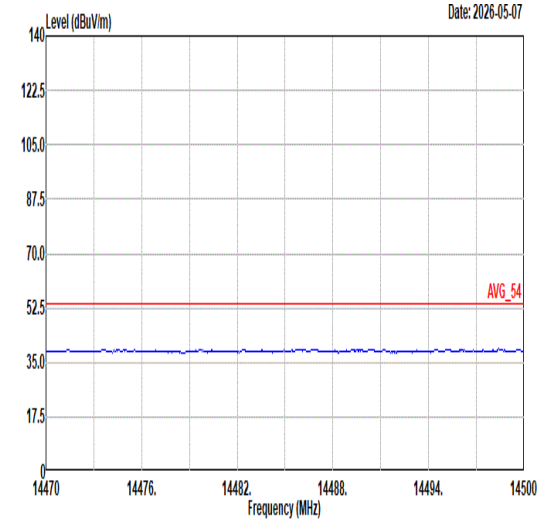 Site : 03CH12-HY Condition: AVG_54 3m 9120D-02114-250702 HORIZONTAL	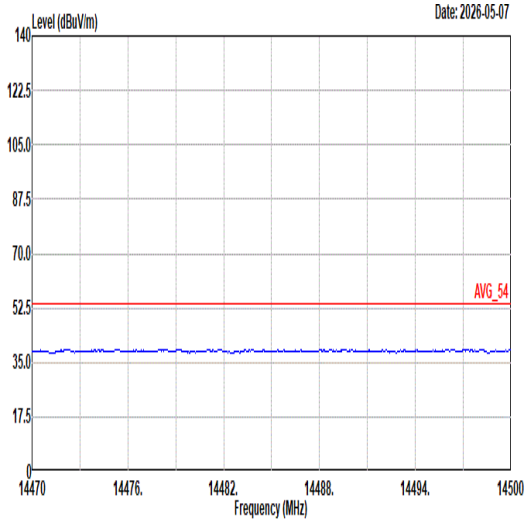 Site : 03CH12-HY Condition: AVG_54 3m 9120D-02114-250702 VERTICAL
17.7G ~18G Avg	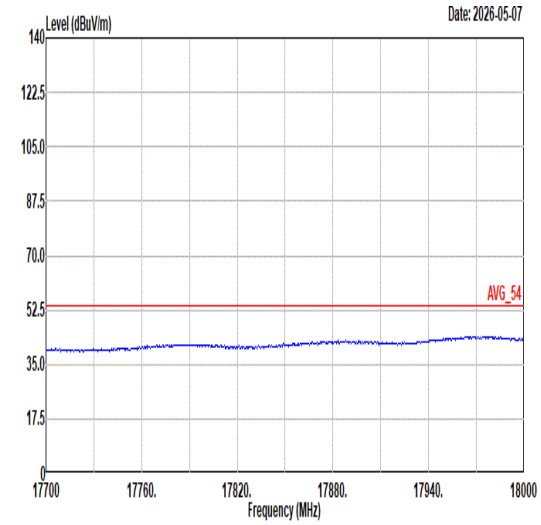 Site : 03CH12-HY Condition: AVG_54 3m 9120D-02114-250702 HORIZONTAL	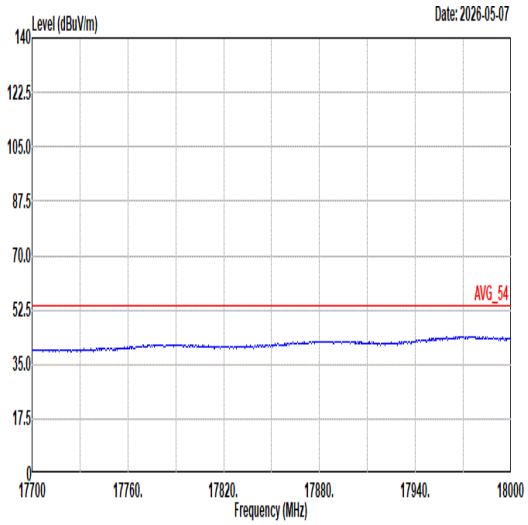 Site : 03CH12-HY Condition: AVG_54 3m 9120D-02114-250702 VERTICAL

Mode	92	
	Band Edge	
	U-NII-2C_5.47-5.725_802.11ax HE20_CH140_Partial RU 52/40_5700MHz	
ANT	6+7	
Pol.	Horizontal	Fundamental
Peak	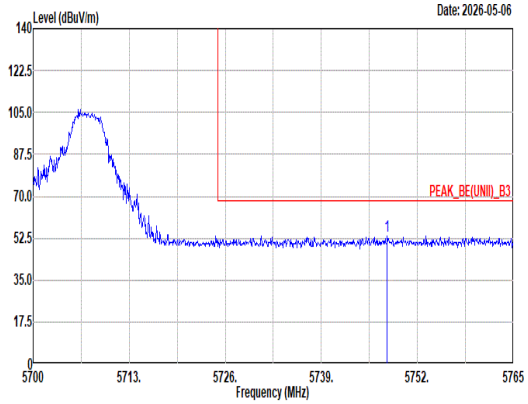 Site : 03CH12-HY Condition: PEAK_BE(UNII)_B3 3m 9120D-02114-250702 HORIZONTAL : RBW:1000.000kHz VBW:3000.000kHz SWT:Auto 1 5747.91 53.57 68.20 -14.63 42.53 33.89 10.75 33.60 0.00 200 7 Peak	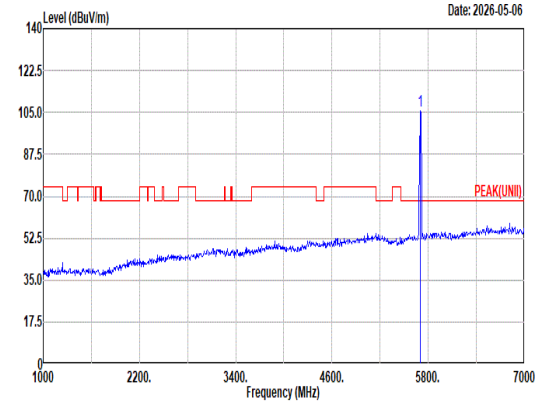 Site : 03CH12-HY Condition: PEAK(UNII) 3m 9120D-02114-250702 HORIZONTAL : RBW:1000.000kHz VBW:3000.000kHz SWT:Auto 1 5700.00 105.58 ------ ------ 94.72 33.72 10.73 33.59 0.00 200 7 Peak
Avg	Blank	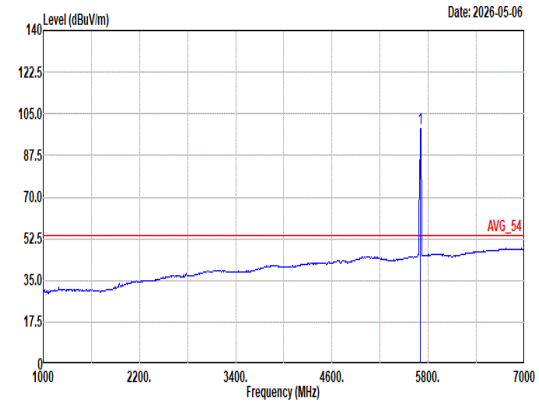 Site : 03CH12-HY Condition: AVG_54 3m 9120D-02114-250702 HORIZONTAL : RBW:1000.000kHz VBW:0.010kHz SWT:Auto 1 5700.00 98.99 ------ ------ 88.13 33.72 10.73 33.59 0.00 200 7 Average

Mode	92	
	Band Edge	
	U-NII-2C_5.47-5.725_802.11ax HE20_CH140_Partial RU 52/40_5700MHz	
ANT	6+7	
Pol.	Vertical	Fundamental
Peak	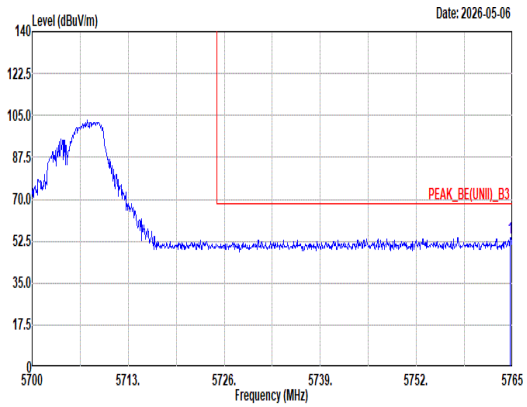 Site : 03CH12-HY Condition: PEAK_BE(UNII)_B3 3m 9120D-02114-250702 VERTICAL : RBW:1000.000kHz VBW:3000.000kHz SWT:Auto Freq Level Limit Line Margin Read Level Ant Factor Cable Loss Preamp Factor Aux Factor APos TPos Remark MHz dBuV/m dBuV/m dB dBuV dB/m dB dB dB cm deg 1 5764.68 54.09 68.20 -14.11 42.94 33.99 10.76 33.60 0.00 317 274 Peak	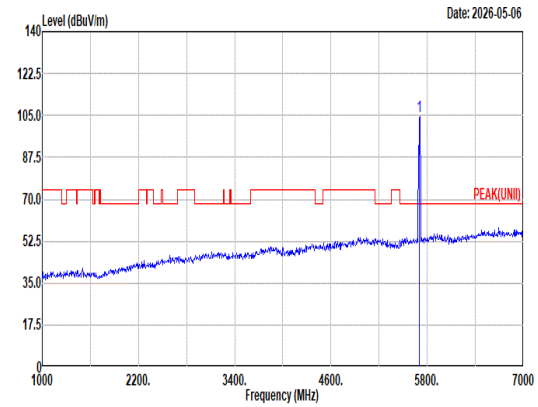 Site : 03CH12-HY Condition: PEAK(UNII) 3m 9120D-02114-250702 VERTICAL : RBW:1000.000kHz VBW:3000.000kHz SWT:Auto Freq Level Limit Line Margin Read Level Ant Factor Cable Loss Preamp Factor Aux Factor APos TPos Remark MHz dBuV/m dBuV/m dB dBuV dB/m dB dB dB cm deg 1 5700.00 104.69 ------ ------ 93.81 33.74 10.73 33.59 0.00 317 274 Peak
Avg	Blank	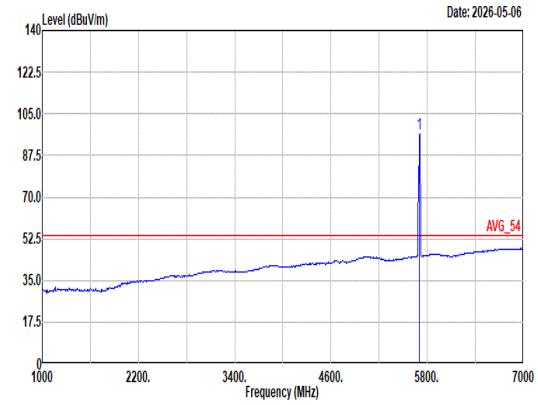 Site : 03CH12-HY Condition: AVG_54 3m 9120D-02114-250702 VERTICAL : RBW:1000.000kHz VBW:0.010kHz SWT:Auto Freq Level Limit Line Margin Read Level Ant Factor Cable Loss Preamp Factor Aux Factor APos TPos Remark MHz dBuV/m dBuV/m dB dBuV dB/m dB dB dB cm deg 1 5700.00 96.79 ------ ------ 85.91 33.74 10.73 33.59 0.00 317 274 Average

Mode	92	
	Harmonic	
	U-NII-2C_5.47-5.725_802.11ax HE20_CH140_Partial RU 52/40_5700MHz	
ANT	6+7	
Pol.	Horizontal	Vertical
Peak Avg	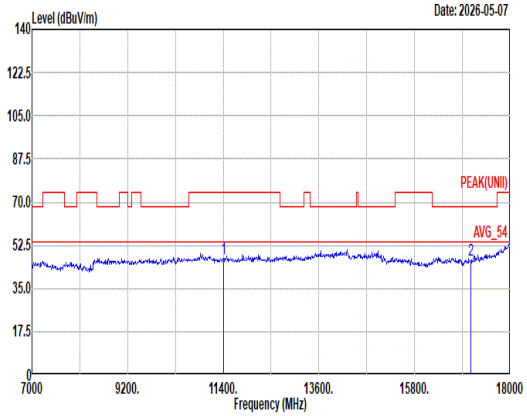 Site : 03CH12-HY Condition: PEAK(UNII) 3m 9120D-02114-250702 HORIZONTAL Freq Level Limit Line Margin Read Level Ant Factor Cable Loss Preamp Factor Aux Factor APos TPos Remark MHz dBuV/m dBuV/m dB dBuV dB/m dB dB dB cm deg 1 11400.00 46.89 74.00 -27.11 45.21 39.20 16.75 54.87 0.60 -- -- Peak 2 17100.00 46.41 68.20 -21.79 44.25 38.00 20.39 56.59 0.36 -- -- Peak	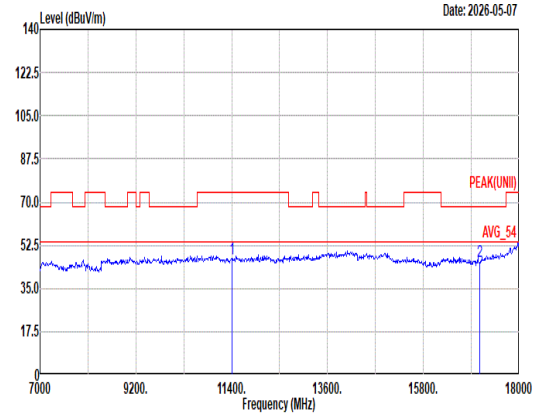 Site : 03CH12-HY Condition: PEAK(UNII) 3m 9120D-02114-250702 VERTICAL Freq Level Limit Line Margin Read Level Ant Factor Cable Loss Preamp Factor Aux Factor APos TPos Remark MHz dBuV/m dBuV/m dB dBuV dB/m dB dB dB cm deg 1 11400.00 47.27 74.00 -26.73 45.59 39.20 16.75 54.87 0.60 -- -- Peak 2 17100.00 45.96 68.20 -22.24 43.80 38.00 20.39 56.59 0.36 -- -- Peak

Mode	92	
	Harmonic	
	U-NII-2C_5.47-5.725_802.11ax HE20_CH140_Partial RU 52/40_5700MHz	
ANT	6+7	
Pol.	Horizontal	Vertical
14.47G ~14.5G Avg	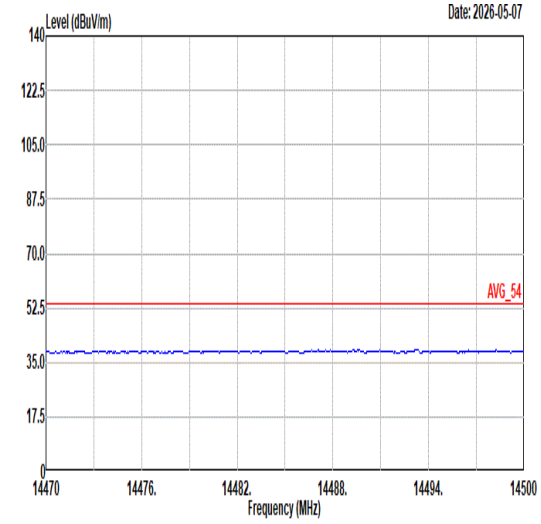 Site : 03CH12-HY Condition: AVG_54 3m 9120D-02114-250702 HORIZONTAL	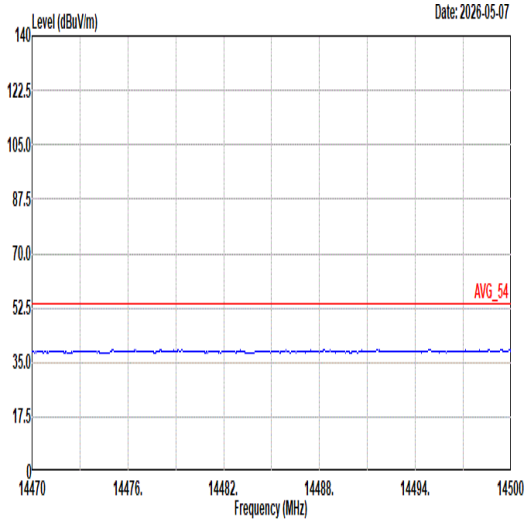 Site : 03CH12-HY Condition: AVG_54 3m 9120D-02114-250702 VERTICAL
17.7G ~18G Avg	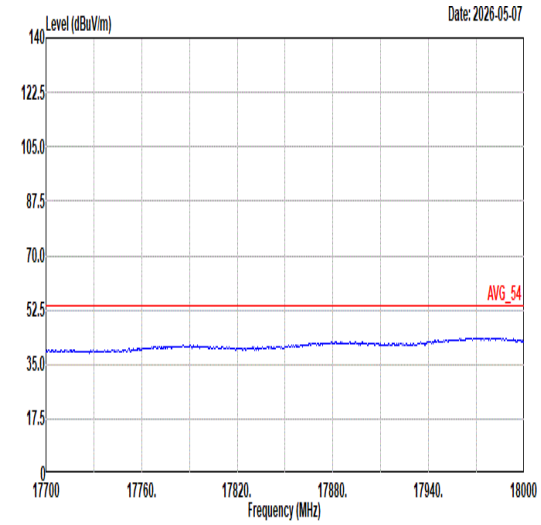 Site : 03CH12-HY Condition: AVG_54 3m 9120D-02114-250702 HORIZONTAL	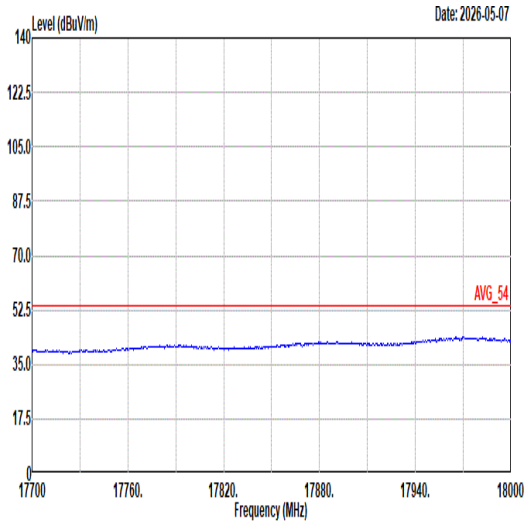 Site : 03CH12-HY Condition: AVG_54 3m 9120D-02114-250702 VERTICAL

Appendix D. Duty Cycle Plots

Antenna	Band	Duty Cycle (%)	T(us)	1/T(kHz)	VBW Setting
6+7	802.11a	99.24	-	-	10Hz
6+7	5GHz 802.11ac VHT20	99.44	-	-	10Hz
6+7	5GHz 802.11ac VHT40	99.07	-	-	10Hz
6+7	5GHz 802.11ac VHT80	98.24	-	-	10Hz
6+7	5GHz 802.11ac VHT160	98.95	-	-	10Hz
6+7	5GHz 802.11ax HE20 Full RU	99.67	-	-	10Hz
6+7	5GHz 802.11ax HE20 26 RU	98.82	-	-	10Hz
6+7	5GHz 802.11ax HE20 52 RU	98.82	-	-	10Hz
6+7	5GHz 802.11ax HE20 106 RU	99.48	-	-	10Hz
6+7	5GHz 802.11ax HE40 Full RU	99.49	-	-	10Hz
6+7	5GHz 802.11ax HE40 242 RU	99.26	-	-	10Hz
6+7	5GHz 802.11ax HE80 Full RU	99.05	-	-	10Hz
6+7	5GHz 802.11ax HE80 484 RU	99.33	-	-	10Hz
6+7	5GHz 802.11ax HE160 Full RU	98.80	-	-	10Hz
6+7	5GHz 802.11ax HE160 996 RU	98.05	-	-	10Hz

<Ant. 6+7>

802.11a

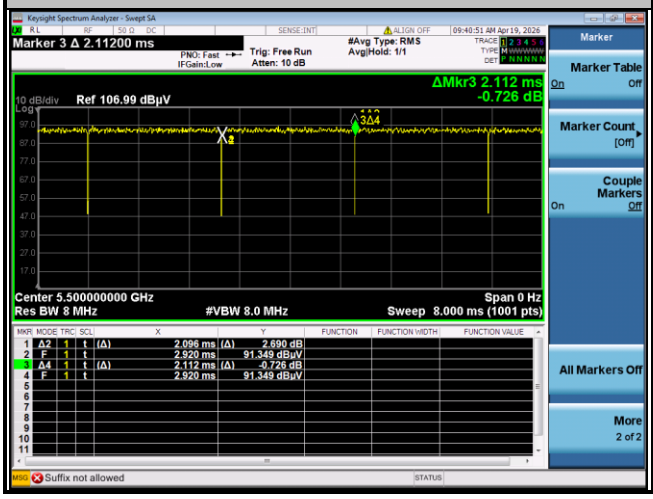

5GHz 802.11ac VHT20

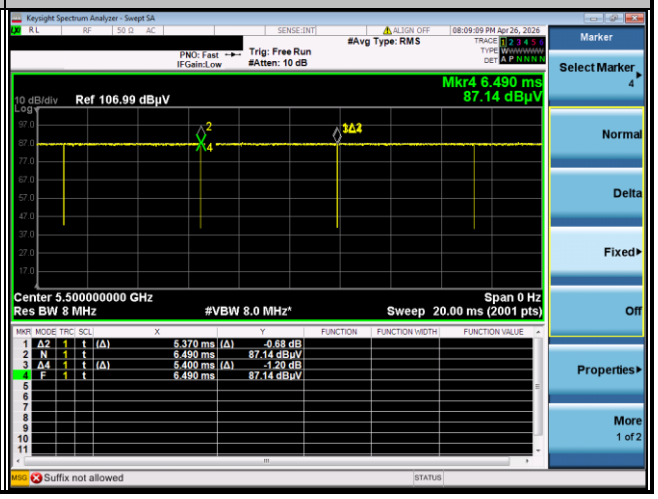

5GHz 802.11ac VHT40

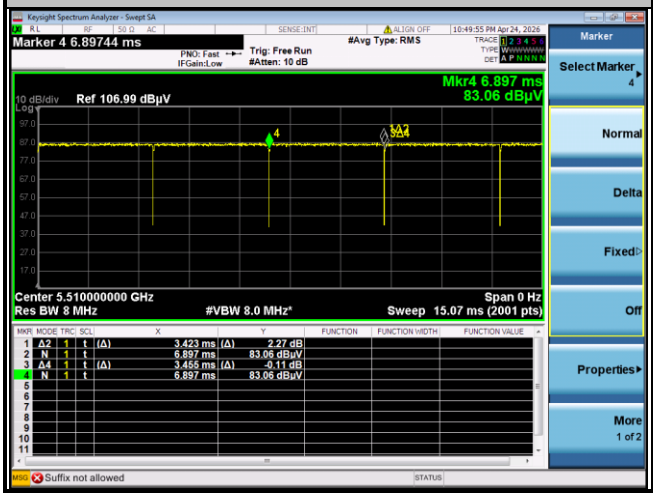

5GHz 802.11ac VHT80

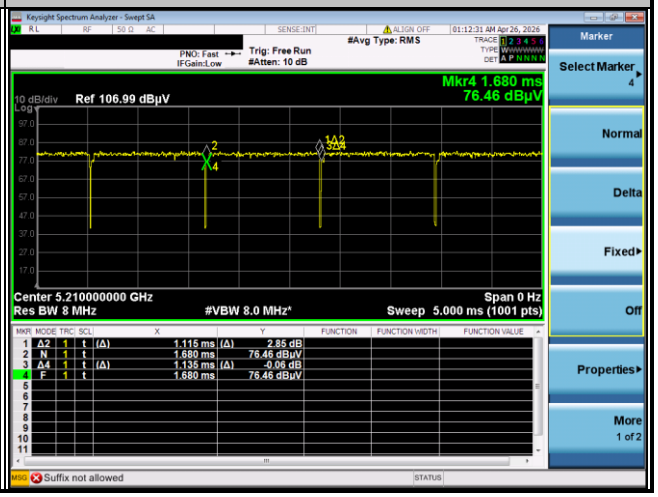

5GHz 802.11ac VHT160	5GHz 802.11ax HE20 Full RU
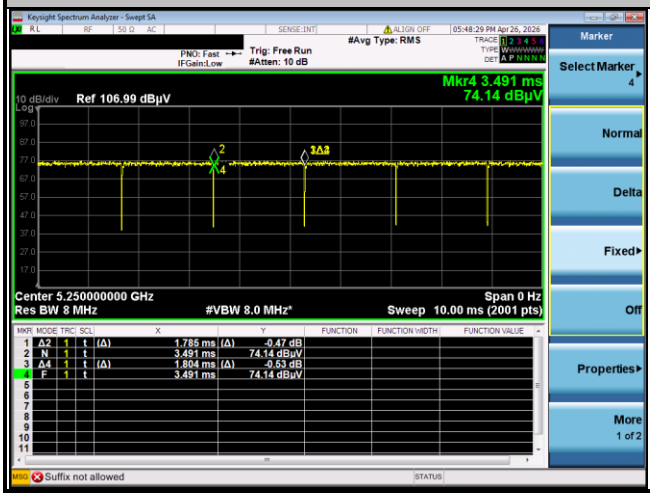	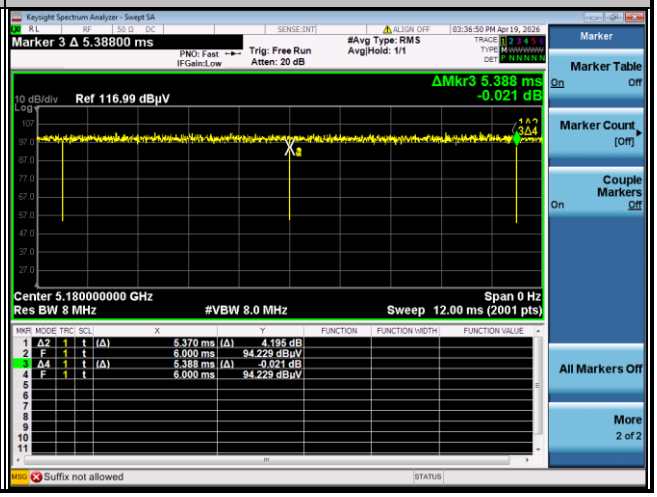

5GHz 802.11ax HE20 26 RU	5GHz 802.11ax HE20 52 RU
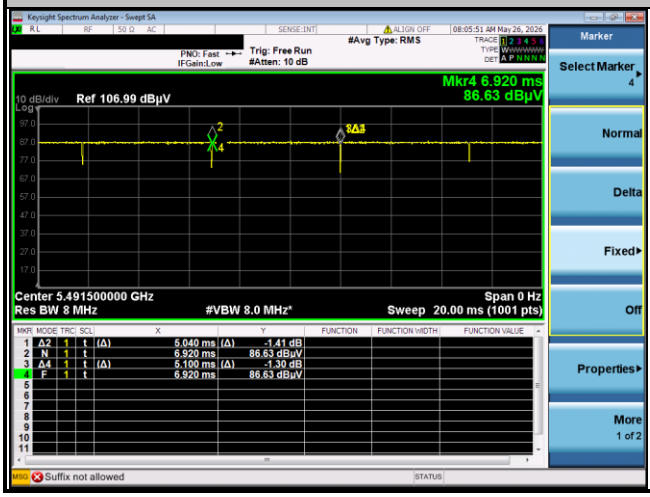	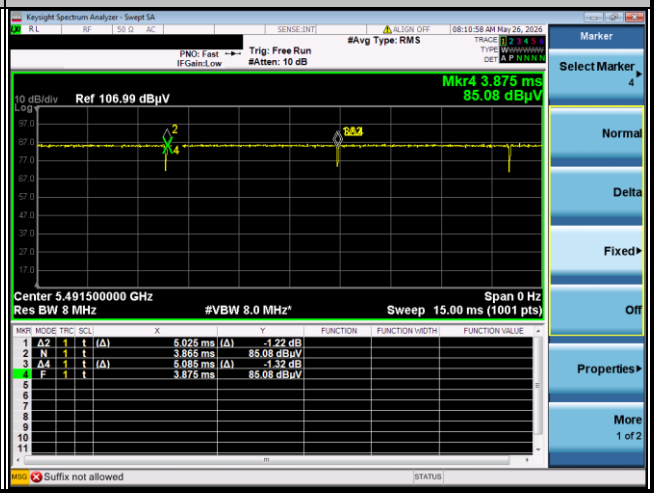

5GHz 802.11ax HE20 106 RU	5GHz 802.11ax HE40 Full RU
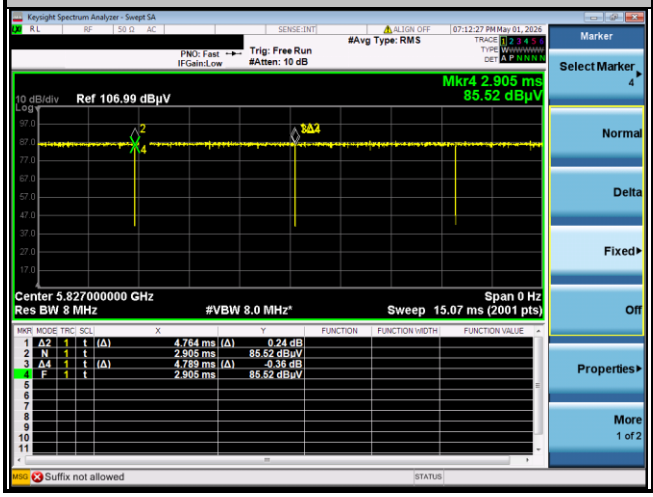	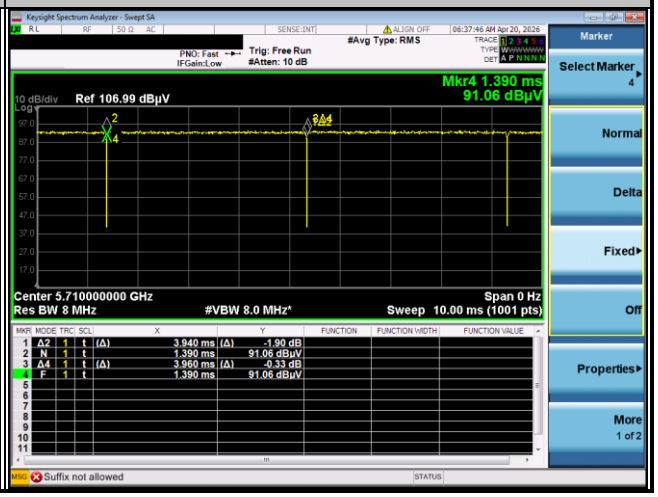

5GHz 802.11ax HE40 242 RU	5GHz 802.11ax HE80 Full RU
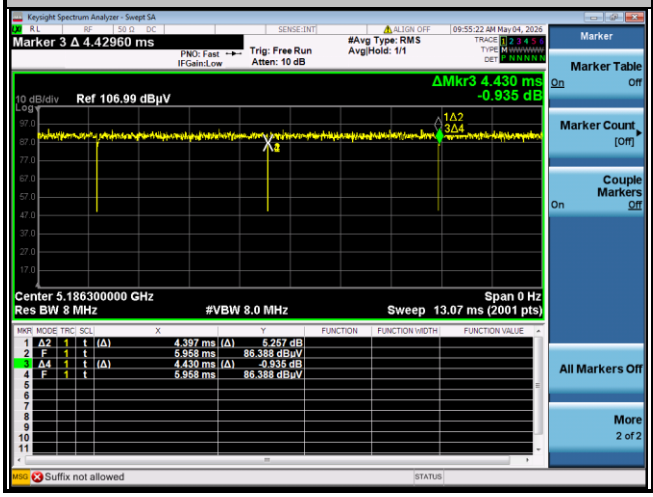	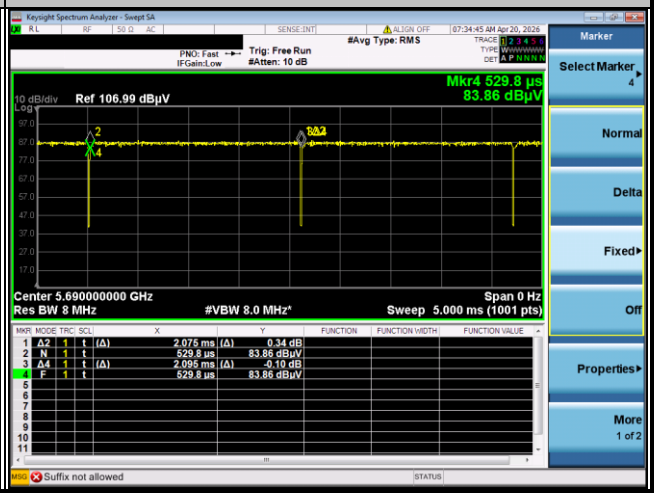

5GHz 802.11ax HE80 484 RU

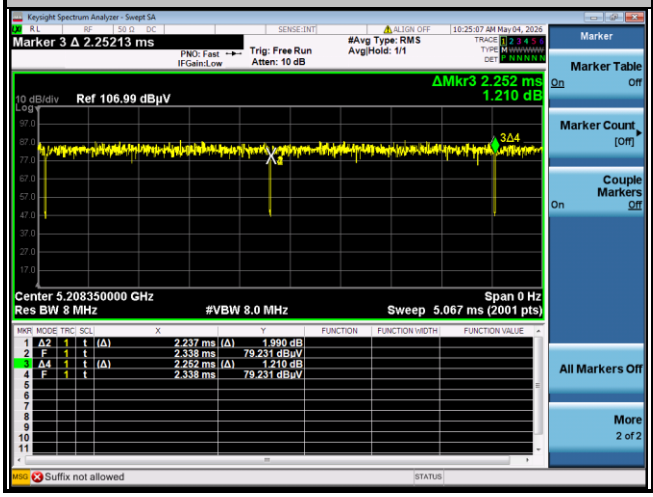

5GHz 802.11ax HE160 Full RU

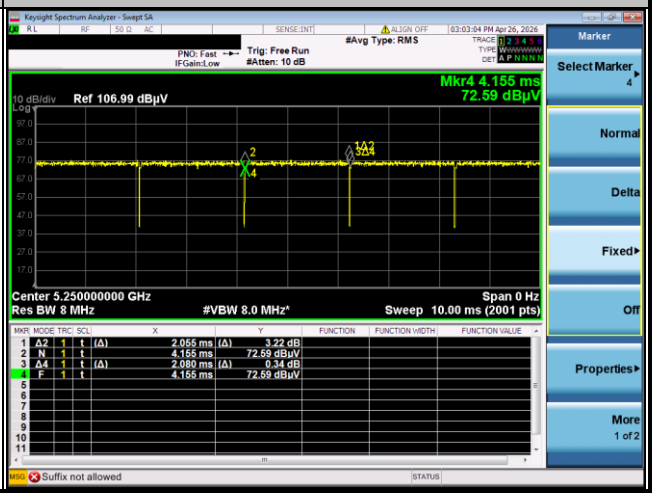

5GHz 802.11ax HE160 996 RU

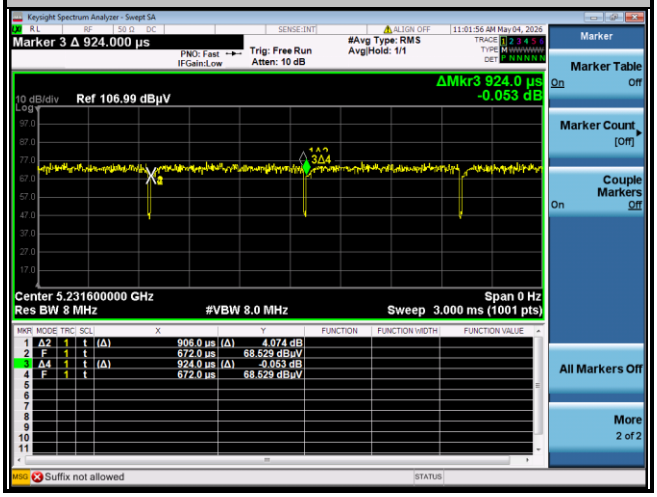

Appendix E. Spot Check Evaluation on PY7-52715J

Conducted power test configurations were selected from the worst cases identified in the reference model and tested to demonstrate the test data from reference model remains representative for the variant model.

The deviation between the spot check and the referenced values is within 1dB, therefore data referencing is justified according to the guidance in the TCB inquiry

Mode	Test Item	PY7-75158T Reference Worst mode Test Result	PY7-52715J Variant Check Test Result	Deviation	Limit (dB)
WLAN 5G B1	Average Output Power	11.86 dBm	11.91dBm	0.05	Deviation (ddB) < 1 dB
WLAN 5G B2	Average Output Power	11.76 dBm	11.80dBm	0.04	Deviation (ddB) < 1 dB
WLAN 5G B3	Average Output Power	11.96 dBm	11.97dBm	0.01	Deviation (ddB) < 1 dB