Mode	94	
	Band Edge	
	U-NII-3_5.725-5.85_802.11ax HE20_CH149_Partial RU 52/37_5745MHz	
ANT	6+7	
Pol.	Vertical	Fundamental
Peak	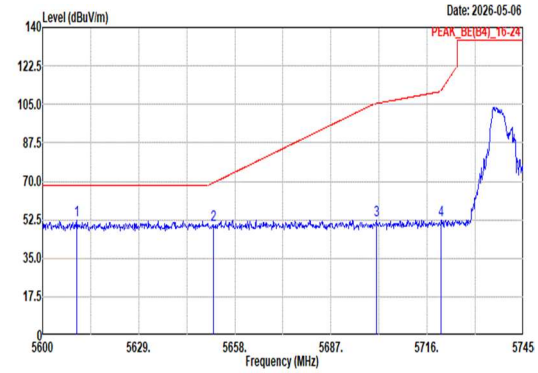 Site : 03CH12-HY Condition: PEAK_BE(B4)_16-24 3m 9120D-02114-250702 VERTICAL : RBW:1000.000kHz VBW:3000.000kHz SWT:Auto Freq Level Limit Line Margin Read Level Ant Factor Cable Loss Preamp Factor Aux Factor APos TPos Remark MHz dBuV/m dBuV/m dB dBuV dB/m dB dB dB cm deg 1 5610.30 52.30 68.20 -15.90 41.87 33.32 10.69 33.58 0.00 392 276 Peak 2 5651.48 50.36 69.30 -18.94 39.82 33.41 10.71 33.58 0.00 392 276 Peak 3 5700.63 52.55 105.38 -52.83 41.71 33.70 10.73 33.59 0.00 392 276 Peak 4 5720.21 52.42 111.27 -58.85 41.50 33.78 10.74 33.60 0.00 392 276 Peak	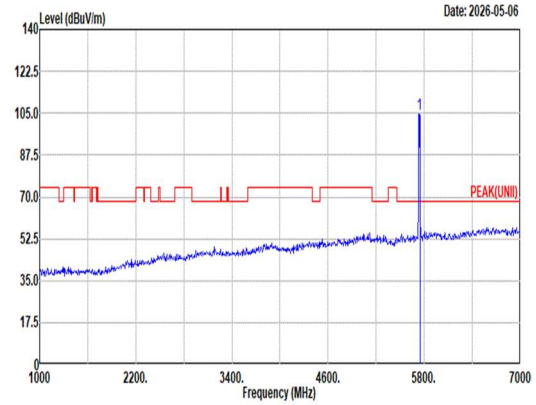 Site : 03CH12-HY Condition: PEAK(UNII) 3m 9120D-02114-250702 VERTICAL : RBW:1000.000kHz VBW:3000.000kHz SWT:Auto Freq Level Limit Line Margin Read Level Ant Factor Cable Loss Preamp Factor Aux Factor APos TPos Remark MHz dBuV/m dBuV/m dB dBuV dB/m dB dB dB cm deg 1 5745.00 104.80 ------ ------ 93.82 33.84 10.74 33.60 0.00 392 276 Peak
Avg	Blank	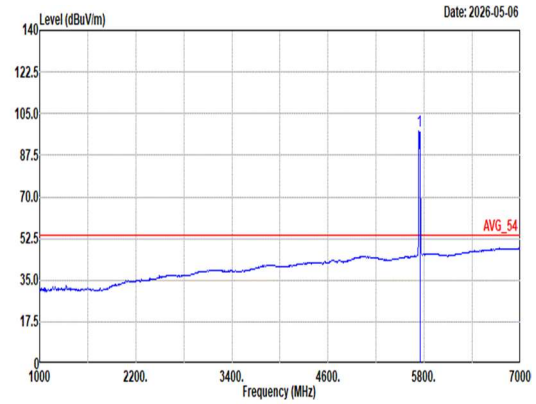 Site : 03CH12-HY Condition: AVG_54 3m 9120D-02114-250702 VERTICAL : RBW:1000.000kHz VBW:0.010kHz SWT:Auto Freq Level Limit Line Margin Read Level Ant Factor Cable Loss Preamp Factor Aux Factor APos TPos Remark MHz dBuV/m dBuV/m dB dBuV dB/m dB dB dB cm deg 1 5745.00 97.51 ------ ------ 86.53 33.84 10.74 33.60 0.00 392 276 Average

Mode	94	
	Harmonic	
	U-NII-3_5.725-5.85_802.11ax HE20_CH149_Partial RU 52/37_5745MHz	
ANT	6+7	
Pol.	Horizontal	Vertical
Peak Avg	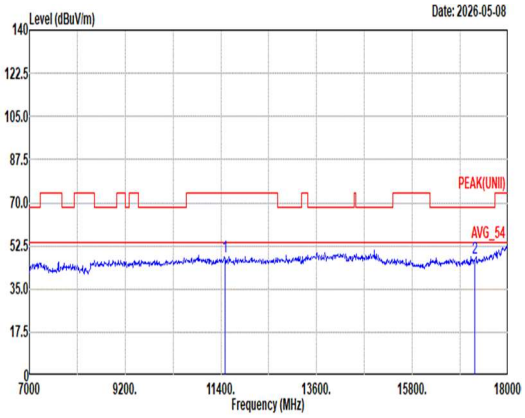 Site : 03CH12-HY Condition: PEAK(UNII) 3m 9120D-02114-250702 HORIZONTAL Freq Level Limit Line Margin Read Level Ant Factor Cable Loss Preamp Factor Aux Factor APos TPos Remark MHz dBuV/m dBuV/m dB dBuV dB/m dB dB dB cm deg 1 11490.00 47.99 74.00 -26.01 46.21 39.18 16.82 54.82 0.60 -- -- Peak 2 17235.00 47.36 68.20 -20.84 44.95 38.27 20.51 56.74 0.37 -- -- Peak	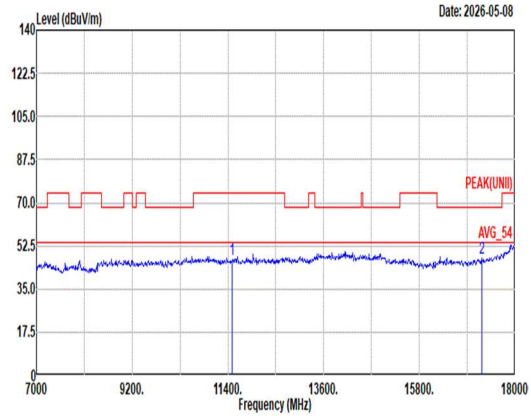 Site : 03CH12-HY Condition: PEAK(UNII) 3m 9120D-02114-250702 VERTICAL Freq Level Limit Line Margin Read Level Ant Factor Cable Loss Preamp Factor Aux Factor APos TPos Remark MHz dBuV/m dBuV/m dB dBuV dB/m dB dB dB cm deg 1 11490.00 46.83 74.00 -27.17 45.05 39.18 16.82 54.82 0.60 -- -- Peak 2 17235.00 47.41 68.20 -20.79 45.00 38.27 20.51 56.74 0.37 -- -- Peak

Mode	94	
	Harmonic	
	U-NII-3_5.725-5.85_802.11ax HE20_CH149_Partial RU 52/37_5745MHz	
ANT	6+7	
Pol.	Horizontal	Vertical
14.47G ~14.5G Avg	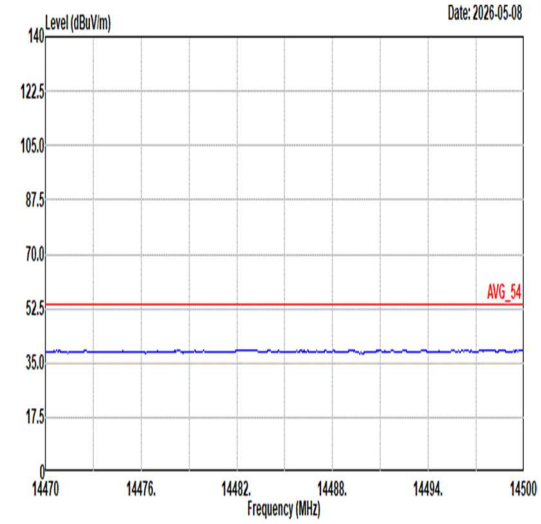 Site : 03CH12-HY Condition: AVG_54 3m 9120D-02114-250702 HORIZONTAL	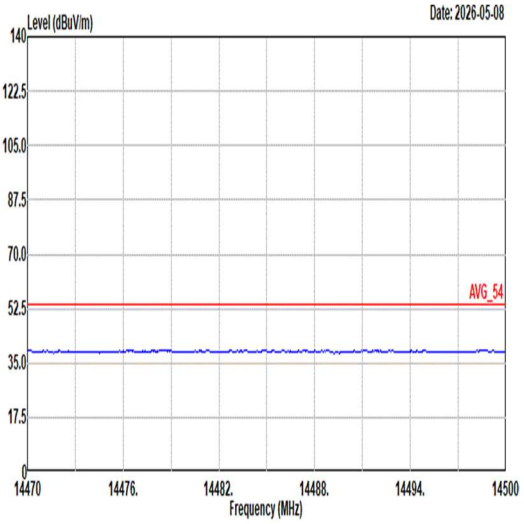 Site : 03CH12-HY Condition: AVG_54 3m 9120D-02114-250702 VERTICAL
17.7G ~18G Avg	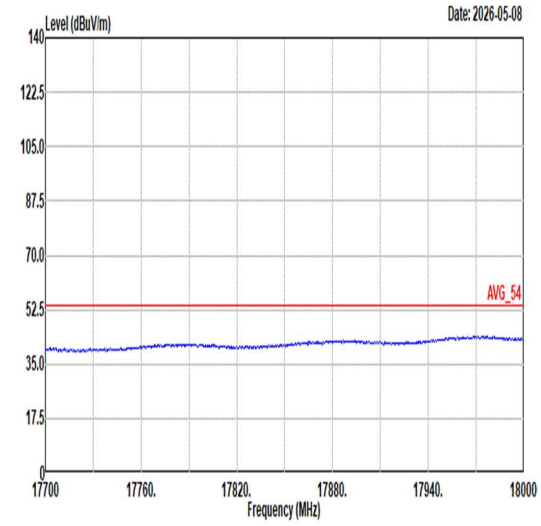 Site : 03CH12-HY Condition: AVG_54 3m 9120D-02114-250702 HORIZONTAL	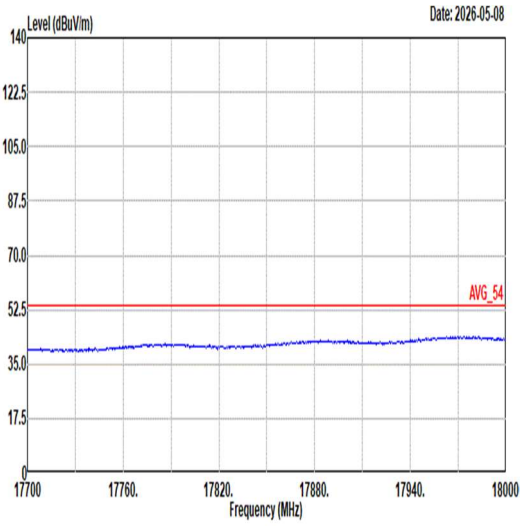 Site : 03CH12-HY Condition: AVG_54 3m 9120D-02114-250702 VERTICAL

Mode	95	
	Band Edge	
	U-NII-3_5.725-5.85_802.11ax HE20_CH149_Partial RU 106/53_5745MHz	
ANT	6+7	
Pol.	Horizontal	Fundamental
Peak	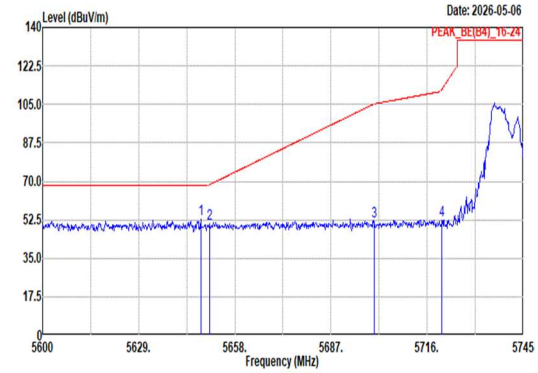 Site : 03CH12-HY Condition: PEAK_BE(B4)_16-24 3m 9120D-02114-250702 HORIZONTAL : RBW:1000.000kHz VBW:3000.000kHz SWT:Auto Freq Level Limit Line Margin Read Level Ant Factor Cable Loss Preamp Factor Aux Factor APos TPos Remark MHz dBuV/m dBuV/m dB dBuV dB/m dB dB dB cm deg 1 5647.71 52.77 68.20 -15.43 42.24 33.40 10.71 33.58 0.00 201 34 Peak 2 5650.46 50.51 68.54 -18.03 39.98 33.40 10.71 33.58 0.00 201 34 Peak 3 5700.05 51.81 105.21 -53.40 40.97 33.70 10.73 33.59 0.00 201 34 Peak 4 5720.50 52.36 111.93 -59.57 41.44 33.78 10.74 33.60 0.00 201 34 Peak	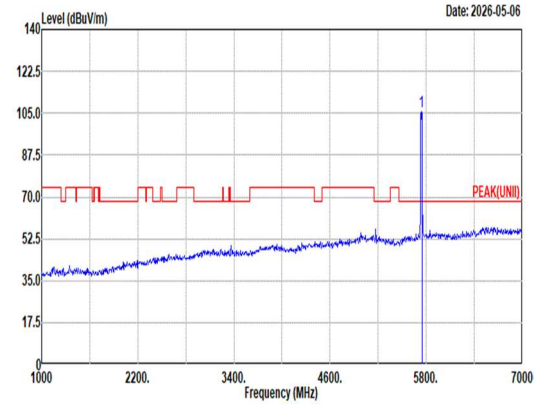 Site : 03CH12-HY Condition: PEAK(UNII) 3m 9120D-02114-250702 HORIZONTAL : RBW:1000.000kHz VBW:3000.000kHz SWT:Auto Freq Level Limit Line Margin Read Level Ant Factor Cable Loss Preamp Factor Aux Factor APos TPos Remark MHz dBuV/m dBuV/m dB dBuV dB/m dB dB dB cm deg 1 5745.00 105.46 ------ ------ 94.45 33.86 10.75 33.60 0.00 201 34 Peak
Avg	Blank	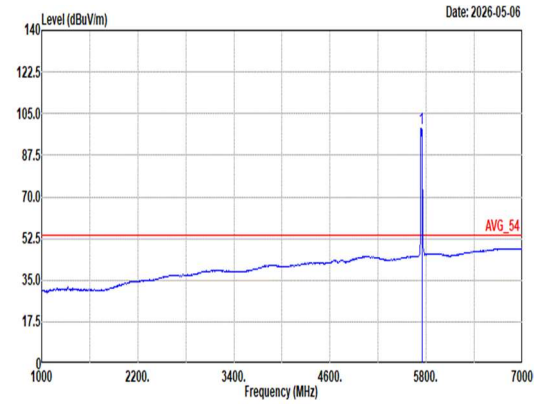 Site : 03CH12-HY Condition: AVG_54 3m 9120D-02114-250702 HORIZONTAL : RBW:1000.000kHz VBW:0.010kHz SWT:Auto Freq Level Limit Line Margin Read Level Ant Factor Cable Loss Preamp Factor Aux Factor APos TPos Remark MHz dBuV/m dBuV/m dB dBuV dB/m dB dB dB cm deg 1 5745.00 98.68 ------ ------ 87.70 33.84 10.74 33.60 0.00 201 34 Average

Mode	95	
	Band Edge	
	U-NII-3_5.725-5.85_802.11ax HE20_CH149_Partial RU 106/53_5745MHz	
ANT	6+7	
Pol.	Vertical	Fundamental
Peak	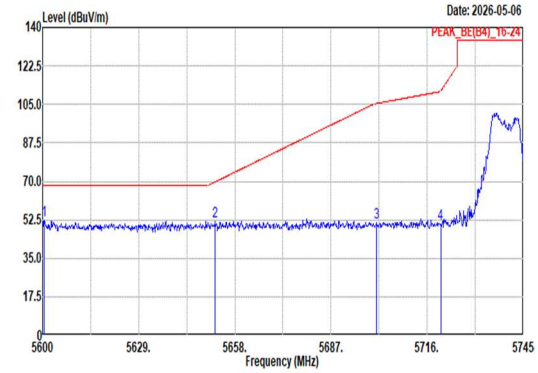 Site : 03CH12-HY Condition: PEAK_BE(B4)_16-24 3m 9120D-02114-250702 VERTICAL : RBW:1000.000kHz VBW:3000.000kHz SWT:Auto Freq Level Limit Line Margin Read Level Ant Factor Cable Loss Preamp Factor Aux Factor APos TPos Remark MHz dBuV/m dBuV/m dB dBuV dB/m dB dB dB cm deg 1 5600.44 52.19 68.20 -16.01 41.78 33.30 10.69 33.58 0.00 397 277 Peak 2 5652.06 51.79 69.73 -17.94 41.25 33.41 10.71 33.58 0.00 397 277 Peak 3 5700.78 51.05 105.42 -54.37 40.21 33.70 10.73 33.59 0.00 397 277 Peak 4 5720.06 50.86 110.94 -60.08 39.94 33.78 10.74 33.60 0.00 397 277 Peak	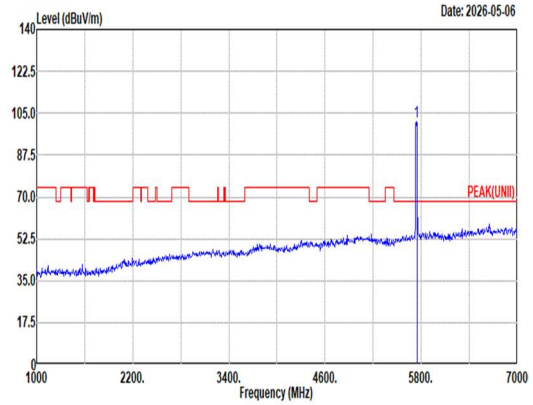 Site : 03CH12-HY Condition: PEAK(UNII) 3m 9120D-02114-250702 VERTICAL : RBW:1000.000kHz VBW:3000.000kHz SWT:Auto Freq Level Limit Line Margin Read Level Ant Factor Cable Loss Preamp Factor Aux Factor APos TPos Remark MHz dBuV/m dBuV/m dB dBuV dB/m dB dB dB cm deg 1 5745.00 101.32 ------ ------ 90.31 33.86 10.75 33.60 0.00 397 277 Peak
Avg	Blank	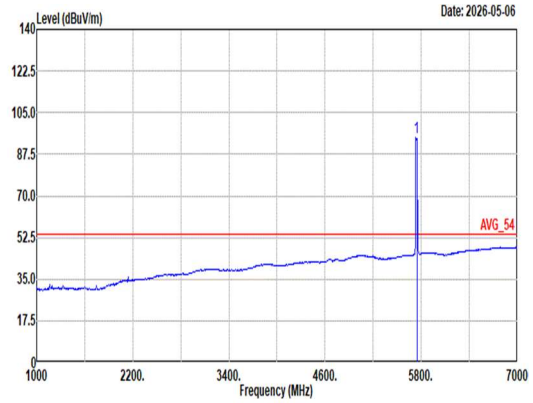 Site : 03CH12-HY Condition: AVG_54 3m 9120D-02114-250702 VERTICAL : RBW:1000.000kHz VBW:0.010kHz SWT:Auto Freq Level Limit Line Margin Read Level Ant Factor Cable Loss Preamp Factor Aux Factor APos TPos Remark MHz dBuV/m dBuV/m dB dBuV dB/m dB dB dB cm deg 1 5745.00 94.61 ------ ------ 83.63 33.84 10.74 33.60 0.00 397 277 Average

Mode	95	
	Harmonic	
	U-NII-3_5.725-5.85_802.11ax HE20_CH149_Partial RU 106/53_5745MHz	
ANT	6+7	
Pol.	Horizontal	Vertical
Peak Avg	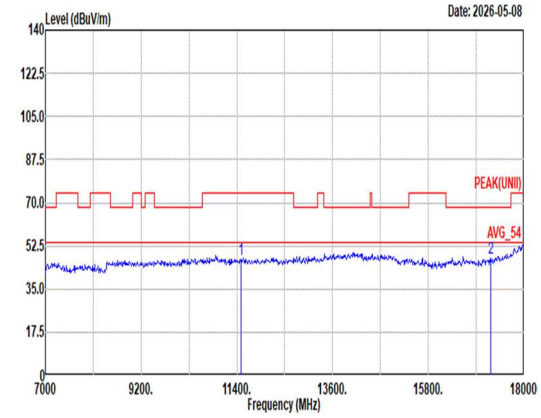 Site : 03CH12-HY Condition: PEAK(UNII) 3m 9120D-02114-250702 HORIZONTAL Freq Level Limit Line Margin Read Level Ant Factor Cable Loss Preamp Factor Aux Factor APos TPos Remark MHz dBuV/m dBuV/m dB dBuV dB/m dB dB dB cm deg 1 11490.00 47.18 74.00 -26.82 45.40 39.18 16.82 54.82 0.60 -- -- Peak 2 17235.00 47.52 68.20 -20.68 45.11 38.27 20.51 56.74 0.37 -- -- Peak	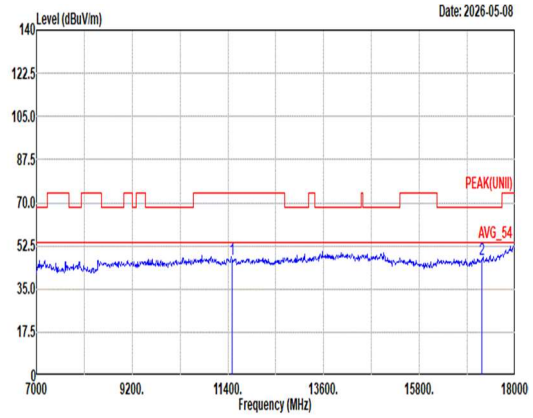 Site : 03CH12-HY Condition: PEAK(UNII) 3m 9120D-02114-250702 VERTICAL Freq Level Limit Line Margin Read Level Ant Factor Cable Loss Preamp Factor Aux Factor APos TPos Remark MHz dBuV/m dBuV/m dB dBuV dB/m dB dB dB cm deg 1 11490.00 46.78 74.00 -27.22 45.00 39.18 16.82 54.82 0.60 -- -- Peak 2 17235.00 47.17 68.20 -21.03 44.76 38.27 20.51 56.74 0.37 -- -- Peak

Mode	95	
	Harmonic	
	U-NII-3_5.725-5.85_802.11ax HE20_CH149_Partial RU 106/53_5745MHz	
ANT	6+7	
Pol.	Horizontal	Vertical
14.47G ~14.5G Avg	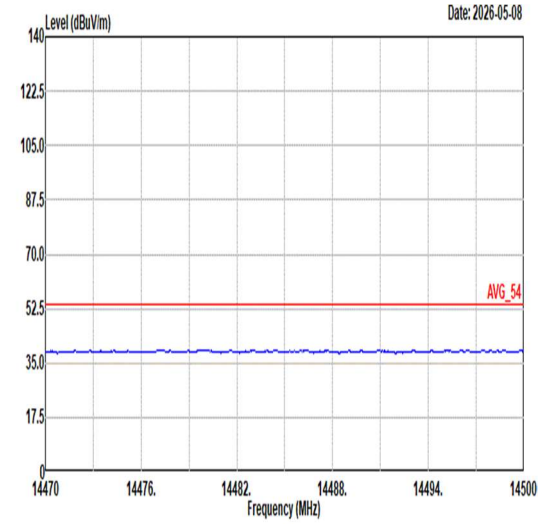 Site : 03CH12-HY Condition: AVG_54 3m 9120D-02114-250702 HORIZONTAL	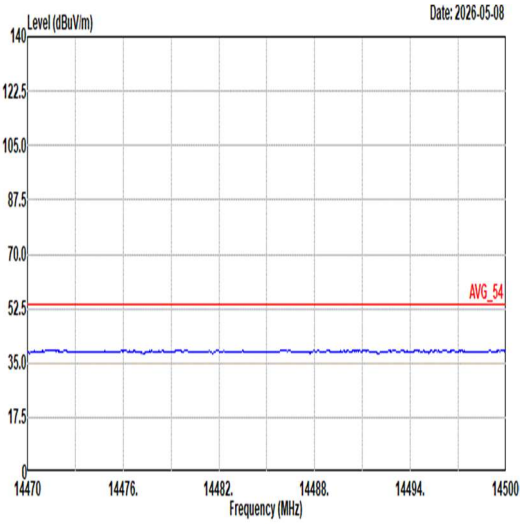 Site : 03CH12-HY Condition: AVG_54 3m 9120D-02114-250702 VERTICAL
17.7G ~18G Avg	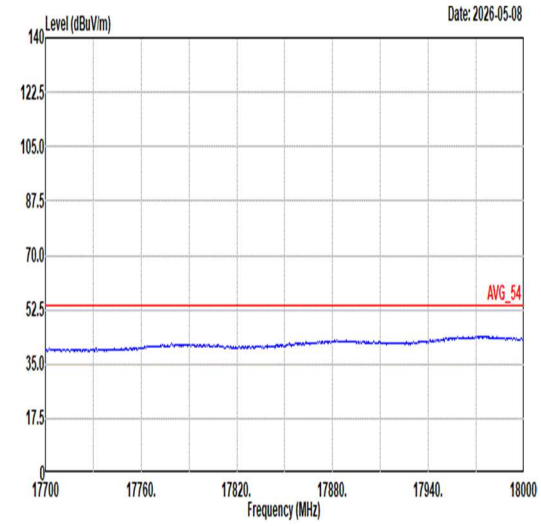 Site : 03CH12-HY Condition: AVG_54 3m 9120D-02114-250702 HORIZONTAL	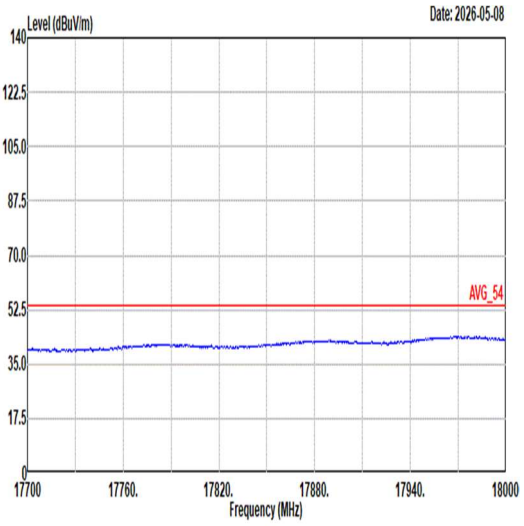 Site : 03CH12-HY Condition: AVG_54 3m 9120D-02114-250702 VERTICAL

Mode	96	
	Band Edge - L	
	U-NII-3_5.725-5.85_802.11ax HE20_CH157_Partial RU 106/53_5785MHz	
ANT	6+7	
Pol.	Horizontal	Fundamental
Peak	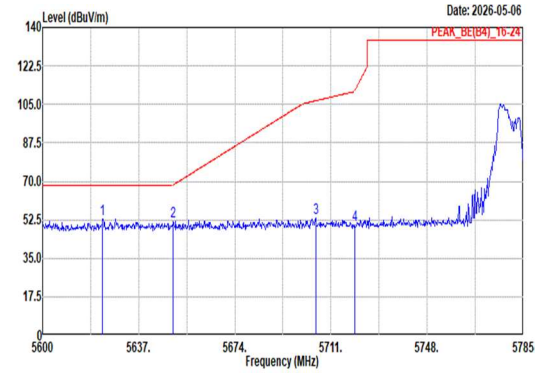 Site : 03CH12-HY Condition: PEAK_BE(B4)_16-24 3m 9120D-02114-250702 HORIZONTAL : RBW:1000.000kHz VBW:3000.000kHz SWT:Auto Freq Level Limit Line Margin Read Level Ant Factor Cable Loss Preamp Factor Aux Factor APos TPos Remark MHz dBuV/m dBuV/m dB dBuV dB/m dB dB dB cm deg 1 5623.13 52.70 68.20 -15.50 42.23 33.35 10.70 33.58 0.00 199 34 Peak 2 5650.32 51.84 68.44 -16.60 41.31 33.40 10.71 33.58 0.00 199 34 Peak 3 5705.08 53.44 106.62 -53.18 42.58 33.72 10.73 33.59 0.00 199 34 Peak 4 5720.07 50.08 110.95 -60.87 39.16 33.78 10.74 33.60 0.00 199 34 Peak	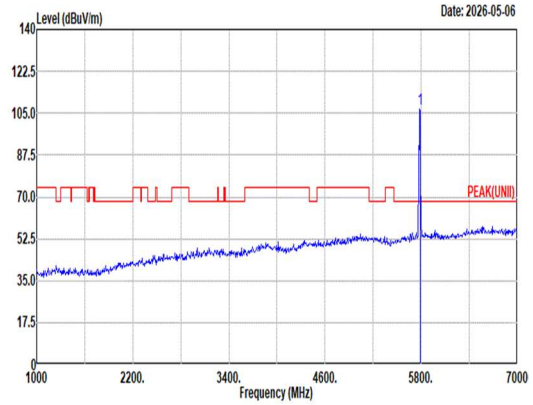 Site : 03CH12-HY Condition: PEAK(UNII) 3m 9120D-02114-250702 HORIZONTAL : RBW:1000.000kHz VBW:3000.000kHz SWT:Auto Freq Level Limit Line Margin Read Level Ant Factor Cable Loss Preamp Factor Aux Factor APos TPos Remark MHz dBuV/m dBuV/m dB dBuV dB/m dB dB dB cm deg 1 5785.00 106.75 ------ ------ 95.53 34.06 10.76 33.60 0.00 199 34 Peak
Avg	Blank	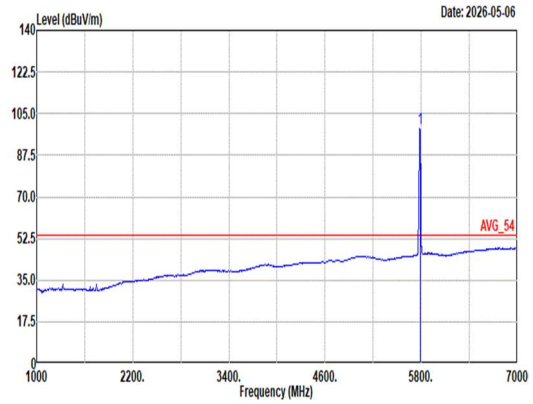 Site : 03CH12-HY Condition: AVG_54 3m 9120D-02114-250702 HORIZONTAL : RBW:1000.000kHz VBW:0.010kHz SWT:Auto Freq Level Limit Line Margin Read Level Ant Factor Cable Loss Preamp Factor Aux Factor APos TPos Remark MHz dBuV/m dBuV/m dB dBuV dB/m dB dB dB cm deg 1 5785.00 98.83 ------ ------ 87.61 34.06 10.76 33.60 0.00 199 34 Average

Mode	96	
	Band Edge - R	
	U-NII-3_5.725-5.85_802.11ax HE20_CH157_Partial RU 106/53_5785MHz	
ANT	6+7	
Pol.	Horizontal	Fundamental
Peak	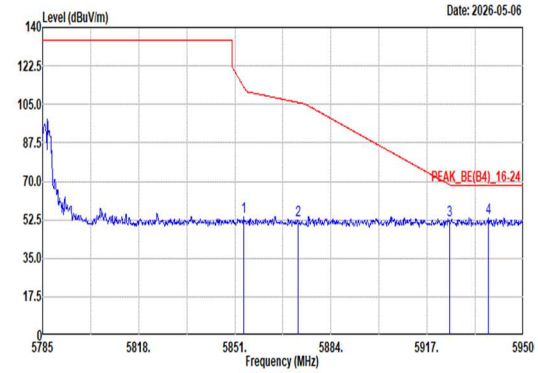 Site : 03CH12-HY Condition: PEAK_BE(B4)_16-24 3m 9120D-02114-250702 HORIZONTAL : RBW:1000.000kHz VBW:3000.000kHz SWT:Auto Limit Read Ant Cable Preamp Aux APos TPos Freq Level Line Margin Level Factor Loss Factor Factor Remark MHz dBuV/m dBuV/m dB dBuV dB/m dB dB dB cm deg 1 5853.97 53.96 113.15 -59.19 42.35 34.40 10.83 33.62 0.00 199 34 Peak 2 5872.62 52.38 105.87 -53.49 40.74 34.40 10.86 33.62 0.00 199 34 Peak 3 5924.59 52.42 68.50 -16.08 40.78 34.35 10.92 33.63 0.00 199 34 Peak 4 5937.96 53.20 68.20 -15.00 41.57 34.32 10.94 33.63 0.00 199 34 Peak	Blank

Mode	96	
	Band Edge - L	
	U-NII-3_5.725-5.85_802.11ax HE20_CH157_Partial RU 106/53_5785MHz	
ANT	6+7	
Pol.	Vertical	Fundamental
Peak	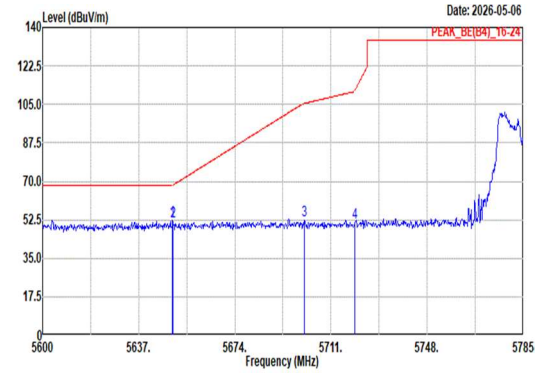 Site : 03CH12-HY Condition: PEAK_BE(B4)_16-24 3m 9120D-02114-250702 VERTICAL : RBW:1000.000kHz VBW:3000.000kHz SWT:Auto Freq Level Limit Line Margin Read Level Ant Factor Cable Loss Preamp Factor Aux Factor APos TPos Remark 1 5649.95 52.46 68.20 -15.74 41.93 33.40 10.71 33.58 0.00 400 266 Peak 2 5650.14 51.70 68.30 -16.60 41.17 33.40 10.71 33.58 0.00 400 266 Peak 3 5700.64 52.10 105.38 -53.28 41.26 33.70 10.73 33.59 0.00 400 266 Peak 4 5720.07 51.42 110.95 -59.53 40.50 33.78 10.74 33.60 0.00 400 266 Peak	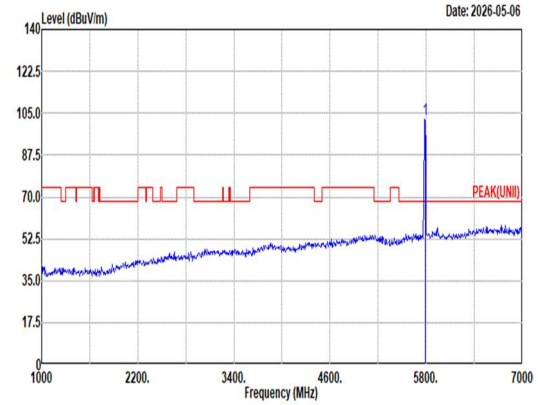 Site : 03CH12-HY Condition: PEAK(UNII) 3m 9120D-02114-250702 VERTICAL : RBW:1000.000kHz VBW:3000.000kHz SWT:Auto Freq Level Limit Line Margin Read Level Ant Factor Cable Loss Preamp Factor Aux Factor APos TPos Remark 1 5785.00 102.68 ------ ------ 91.46 34.06 10.76 33.60 0.00 400 266 Peak
Avg	Blank	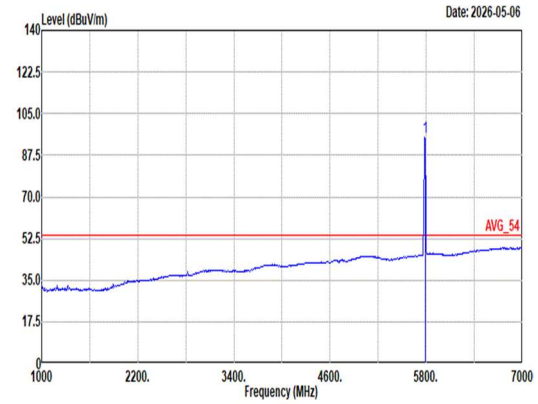 Site : 03CH12-HY Condition: AVG_54 3m 9120D-02114-250702 VERTICAL : RBW:1000.000kHz VBW:0.010kHz SWT:Auto Freq Level Limit Line Margin Read Level Ant Factor Cable Loss Preamp Factor Aux Factor APos TPos Remark 1 5785.00 94.95 ------ ------ 83.73 34.06 10.76 33.60 0.00 400 266 Average

Mode	96	
	Band Edge - R	
	U-NII-3_5.725-5.85_802.11ax HE20_CH157_Partial RU 106/53_5785MHz	
ANT	6+7	
Pol.	Vertical	Fundamental
Peak	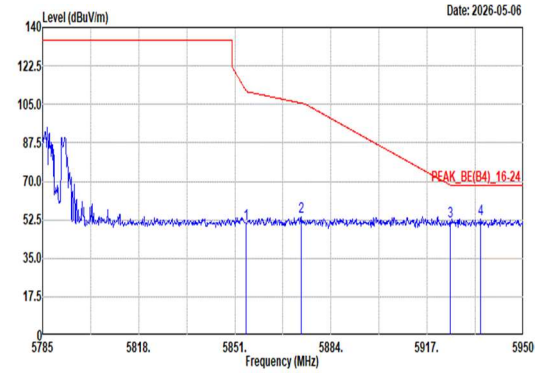 Site : 03CH12-HY Condition: PEAK_BE(B4)_16-24 3m 9120D-02114-250702 VERTICAL : RBW:1000.000kHz VBW:3000.000kHz SWT:Auto Limit Read Ant Cable Preamp Aux APos TPos Freq Level Line Margin Level Factor Loss Factor Factor Remark MHz dBuV/m dBuV/m dB dBuV dB/m dB dB dB cm deg 1 5854.96 50.57 110.89 -60.32 38.95 34.40 10.84 33.62 0.00 400 266 Peak 2 5873.77 53.74 105.54 -51.80 42.10 34.40 10.86 33.62 0.00 400 266 Peak 3 5924.92 51.66 68.26 -16.60 40.02 34.35 10.92 33.63 0.00 400 266 Peak 4 5935.32 52.98 68.20 -15.22 41.35 34.33 10.93 33.63 0.00 400 266 Peak	Blank

Mode	96	
	Harmonic	
	U-NII-3_5.725-5.85_802.11ax HE20_CH157_Partial RU 106/53_5785MHz	
ANT	6+7	
Pol.	Horizontal	Vertical
Peak Avg	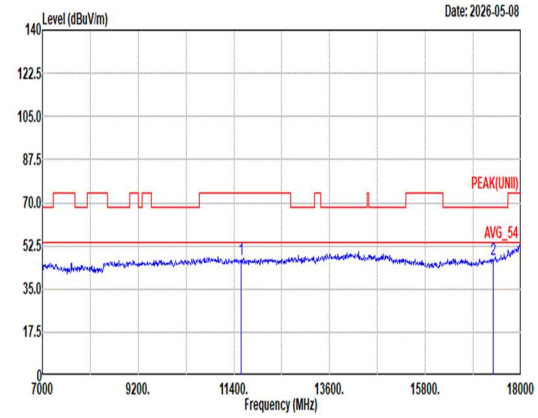 Site : 03CH12-HY Condition: PEAK(UNII) 3m 9120D-02114-250702 HORIZONTAL Freq Level Limit Line Margin Read Level Ant Factor Cable Loss Preamp Factor Aux Factor APos TPos Remark MHz dBuV/m dBuV/m dB dBuV dB/m dB dB dB cm deg 1 11570.00 46.78 74.00 -27.22 45.16 38.92 16.87 54.77 0.60 -- -- Peak 2 17355.00 46.98 68.20 -21.22 44.37 38.51 20.60 56.87 0.37 -- -- Peak	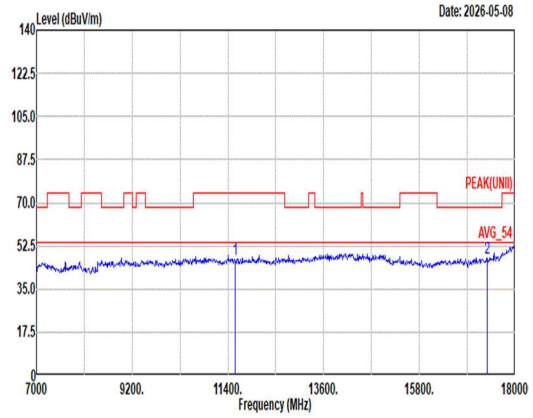 Site : 03CH12-HY Condition: PEAK(UNII) 3m 9120D-02114-250702 VERTICAL Freq Level Limit Line Margin Read Level Ant Factor Cable Loss Preamp Factor Aux Factor APos TPos Remark MHz dBuV/m dBuV/m dB dBuV dB/m dB dB dB cm deg 1 11570.00 46.77 74.00 -27.23 45.15 38.92 16.87 54.77 0.60 -- -- Peak 2 17355.00 47.41 68.20 -20.79 44.80 38.51 20.60 56.87 0.37 -- -- Peak

Mode	96	
	Harmonic	
	U-NII-3_5.725-5.85_802.11ax HE20_CH157_Partial RU 106/53_5785MHz	
ANT	6+7	
Pol.	Horizontal	Vertical
14.47G ~14.5G Avg	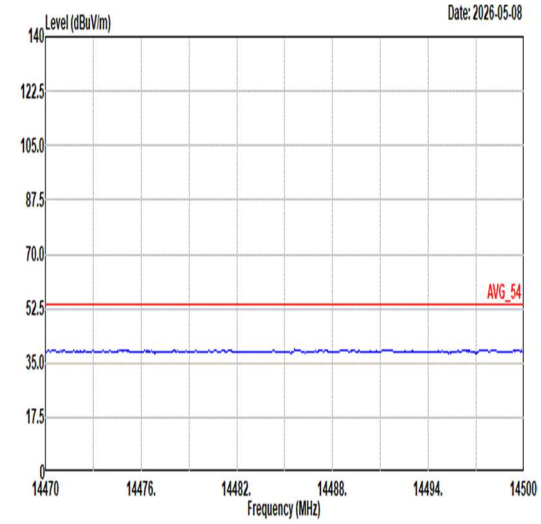 Site : 03CH12-HY Condition: AVG_54 3m 9120D-02114-250702 HORIZONTAL	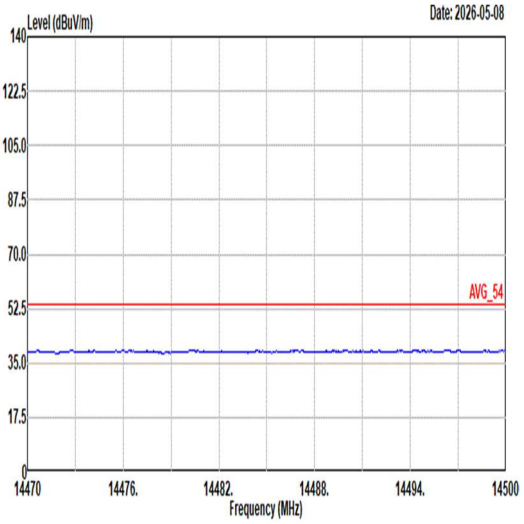 Site : 03CH12-HY Condition: AVG_54 3m 9120D-02114-250702 VERTICAL
17.7G ~18G Avg	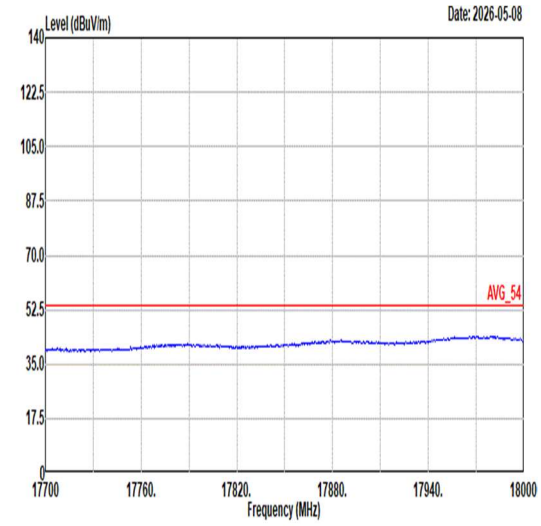 Site : 03CH12-HY Condition: AVG_54 3m 9120D-02114-250702 HORIZONTAL	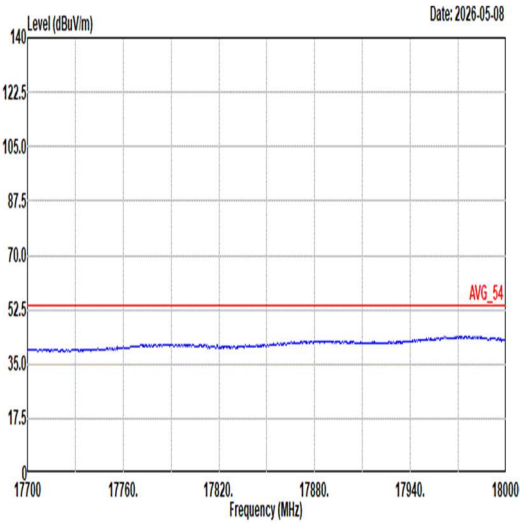 Site : 03CH12-HY Condition: AVG_54 3m 9120D-02114-250702 VERTICAL

Mode	97	
	Band Edge	
	U-NII-3_5.725-5.85_802.11ax HE20_CH165_Partial RU 26/8_5825MHz	
ANT	6+7	
Pol.	Horizontal	Fundamental
Peak	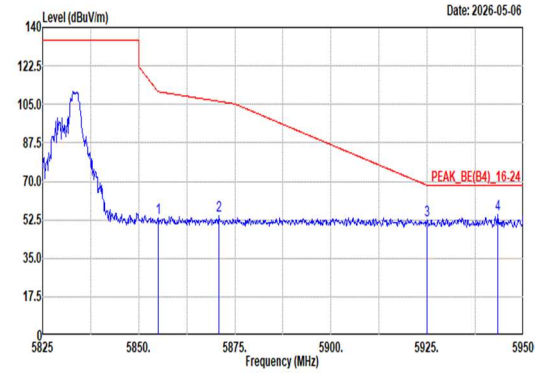 Site : 03CH12-HY Condition: PEAK_BE(B4)_16-24 3m 9120D-02114-250702 HORIZONTAL : RBW:1000.000kHz VBW:3000.000kHz SWT:Auto Freq Level Limit Line Margin Read Level Ant Factor Cable Loss Preamp Factor Aux Factor APos TPos Remark MHz dBuV/m dBuV/m dB dBuV dB/m dB dB dB cm deg 1 5855.00 53.39 110.80 -57.41 41.77 34.40 10.84 33.62 0.00 288 12 Peak 2 5870.88 54.24 106.35 -52.11 42.60 34.40 10.86 33.62 0.00 288 12 Peak 3 5925.00 52.30 68.20 -15.90 40.66 34.35 10.92 33.63 0.00 288 12 Peak 4 5943.25 54.69 68.20 -13.51 43.07 34.31 10.94 33.63 0.00 288 12 Peak	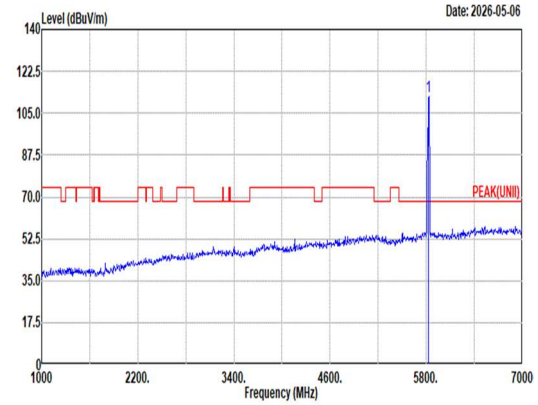 Site : 03CH12-HY Condition: PEAK(UNII) 3m 9120D-02114-250702 HORIZONTAL : RBW:1000.000kHz VBW:3000.000kHz SWT:Auto Freq Level Limit Line Margin Read Level Ant Factor Cable Loss Preamp Factor Aux Factor APos TPos Remark MHz dBuV/m dBuV/m dB dBuV dB/m dB dB dB cm deg 1 5825.00 111.78 ------ ------ 100.24 34.34 10.81 33.61 0.00 288 12 Peak
Avg	Blank	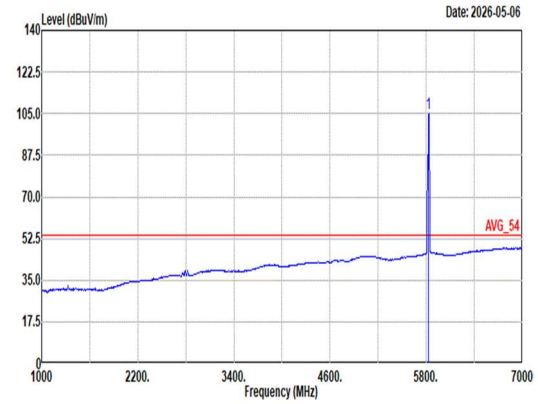 Site : 03CH12-HY Condition: AVG_54 3m 9120D-02114-250702 HORIZONTAL : RBW:1000.000kHz VBW:0.010kHz SWT:Auto Freq Level Limit Line Margin Read Level Ant Factor Cable Loss Preamp Factor Aux Factor APos TPos Remark MHz dBuV/m dBuV/m dB dBuV dB/m dB dB dB cm deg 1 5825.00 104.90 ------ ------ 93.36 34.34 10.81 33.61 0.00 288 12 Average

Mode	97	
	Band Edge	
	U-NII-3_5.725-5.85_802.11ax HE20_CH165_Partial RU 26/8_5825MHz	
ANT	6+7	
Pol.	Vertical	Fundamental
Peak	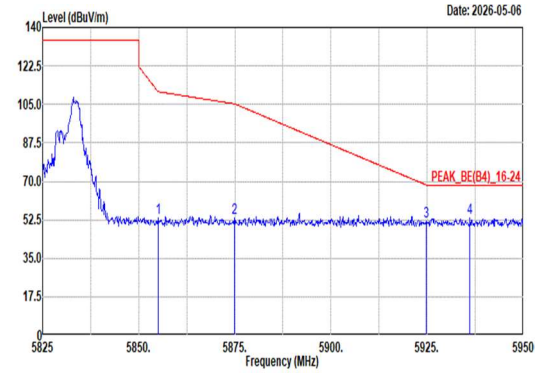 Site : 03CH12-HY Condition: PEAK_BE(B4)_16-24 3m 9120D-02114-250702 VERTICAL : RBW:1000.000kHz VBW:3000.000kHz SWT:Auto 1 5855.00 53.13 110.80 -57.67 41.51 34.40 10.84 33.62 0.00 320 272 Peak 2 5874.88 53.22 105.23 -52.01 41.58 34.40 10.86 33.62 0.00 320 272 Peak 3 5924.75 51.59 68.38 -16.79 39.95 34.35 10.92 33.63 0.00 320 272 Peak 4 5936.13 53.24 68.20 -14.96 41.61 34.33 10.93 33.63 0.00 320 272 Peak	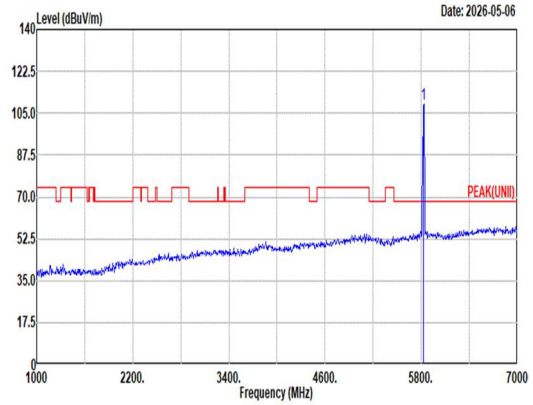 Site : 03CH12-HY Condition: PEAK(UNII) 3m 9120D-02114-250702 VERTICAL : RBW:1000.000kHz VBW:3000.000kHz SWT:Auto 1 5825.00 109.05 ------ ------ 97.51 34.34 10.81 33.61 0.00 320 272 Peak
Avg	Blank	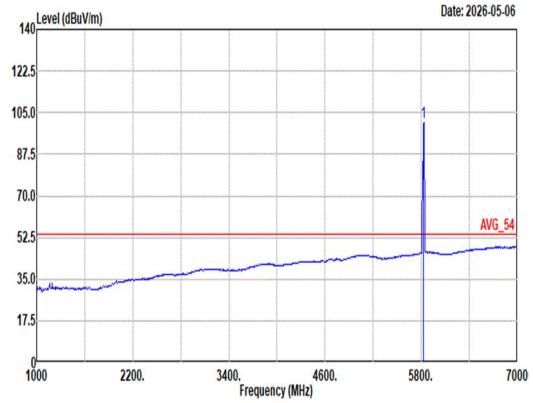 Site : 03CH12-HY Condition: AVG_54 3m 9120D-02114-250702 VERTICAL : RBW:1000.000kHz VBW:0.010kHz SWT:Auto 1 5825.00 100.95 ------ ------ 89.41 34.34 10.81 33.61 0.00 320 272 Average

Mode	97	
	Harmonic	
	U-NII-3_5.725-5.85_802.11ax HE20_CH165_Partial RU 26/8_5825MHz	
ANT	6+7	
Pol.	Horizontal	Vertical
Peak Avg	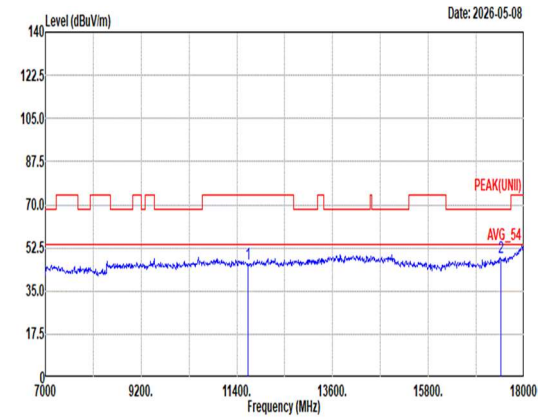 Site : 03CH12-HY Condition: PEAK(UNII) 3m 9120D-02114-250702 HORIZONTAL Freq Level Limit Line Margin Read Level Ant Factor Cable Loss Preamp Factor Aux Factor APos TPos Remark MHz dBuV/m dBuV/m dB dBuV dB/m dB dB dB cm deg 1 11650.00 46.21 74.00 -27.79 44.80 38.60 16.93 54.72 0.60 -- -- Peak 2 17475.00 48.35 68.20 -19.85 45.57 38.70 20.70 57.00 0.38 -- -- Peak	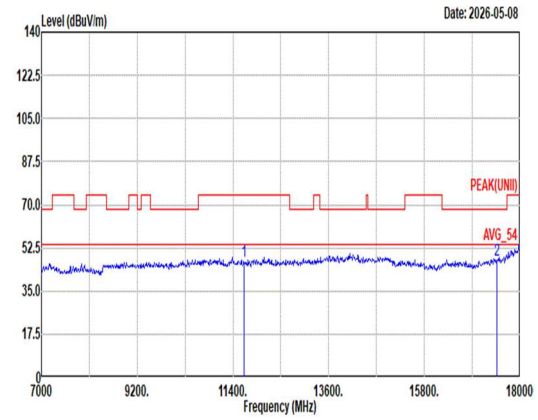 Site : 03CH12-HY Condition: PEAK(UNII) 3m 9120D-02114-250702 VERTICAL Freq Level Limit Line Margin Read Level Ant Factor Cable Loss Preamp Factor Aux Factor APos TPos Remark MHz dBuV/m dBuV/m dB dBuV dB/m dB dB dB cm deg 1 11650.00 46.82 74.00 -27.18 45.41 38.60 16.93 54.72 0.60 -- -- Peak 2 17475.00 47.65 68.20 -20.55 44.87 38.70 20.70 57.00 0.38 -- -- Peak

Mode	97	
	Harmonic	
	U-NII-3_5.725-5.85_802.11ax HE20_CH165_Partial RU 26/8_5825MHz	
ANT	6+7	
Pol.	Horizontal	Vertical
14.47G ~14.5G Avg	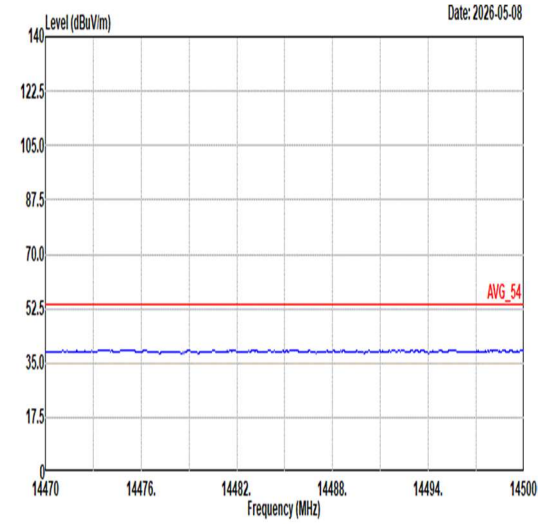 Site : 03CH12-HY Condition: AVG_54 3m 9120D-02114-250702 HORIZONTAL	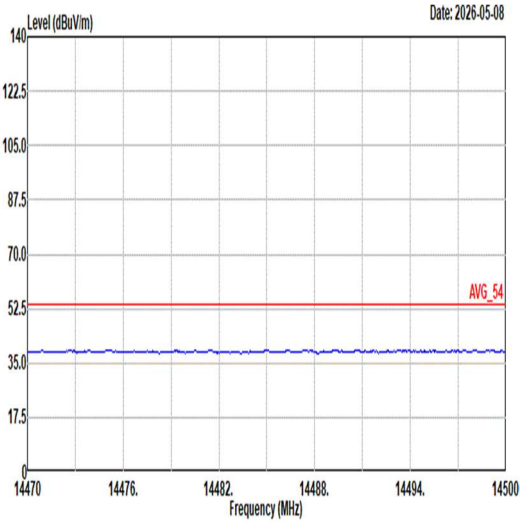 Site : 03CH12-HY Condition: AVG_54 3m 9120D-02114-250702 VERTICAL
17.7G ~18G Avg	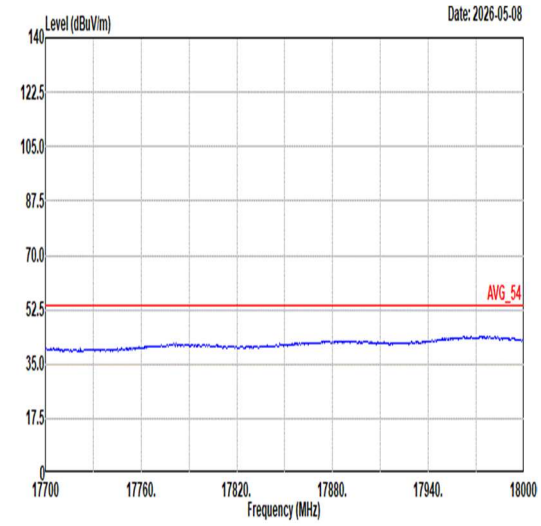 Site : 03CH12-HY Condition: AVG_54 3m 9120D-02114-250702 HORIZONTAL	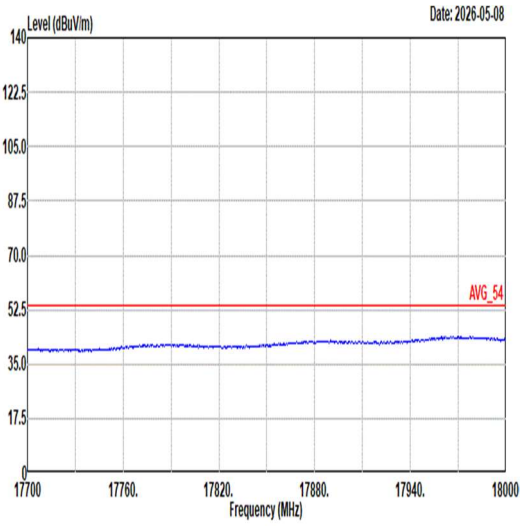 Site : 03CH12-HY Condition: AVG_54 3m 9120D-02114-250702 VERTICAL

Mode	98	
	Band Edge	
	U-NII-3_5.725-5.85_802.11ax HE20_CH165_Partial RU 52/40_5825MHz	
ANT	6+7	
Pol.	Horizontal	Fundamental
Peak	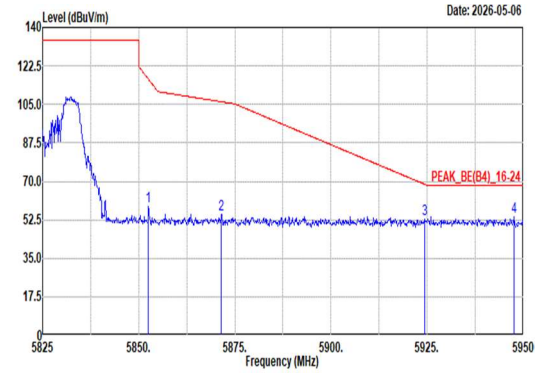 Site : 03CH12-HY Condition: PEAK_BE(B4)_16-24 3m 9120D-02114-250702 HORIZONTAL : RBW:1000.000kHz VBW:3000.000kHz SWT:Auto 1 5852.50 58.49 116.50 -58.01 46.88 34.40 10.83 33.62 0.00 288 360 Peak 2 5871.50 54.84 106.18 -51.34 43.20 34.40 10.86 33.62 0.00 288 360 Peak 3 5924.38 52.57 68.66 -16.09 40.93 34.35 10.92 33.63 0.00 288 360 Peak 4 5947.63 53.73 68.20 -14.47 42.11 34.30 10.95 33.63 0.00 288 360 Peak	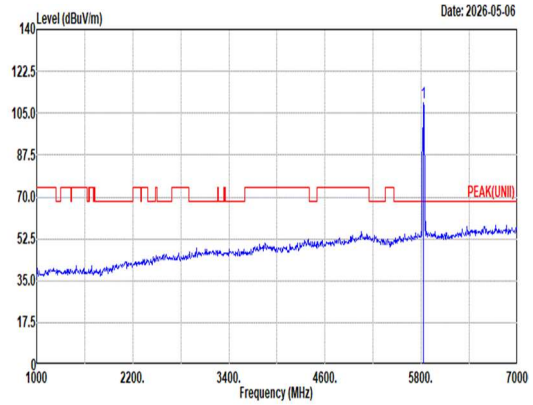 Site : 03CH12-HY Condition: PEAK(UNII) 3m 9120D-02114-250702 HORIZONTAL : RBW:1000.000kHz VBW:3000.000kHz SWT:Auto 1 5825.00 109.54 ------ ------ 98.02 34.32 10.81 33.61 0.00 288 360 Peak
Avg	Blank	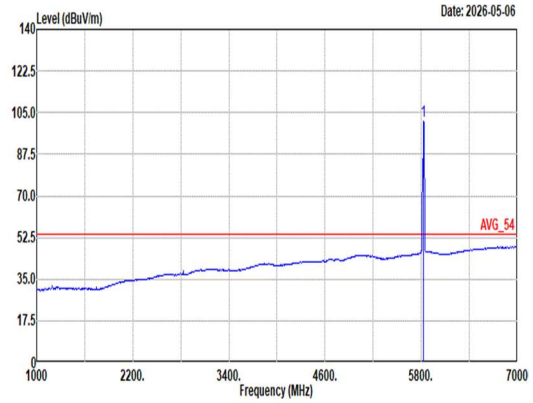 Site : 03CH12-HY Condition: AVG_54 3m 9120D-02114-250702 HORIZONTAL : RBW:1000.000kHz VBW:0.010kHz SWT:Auto 1 5825.00 101.55 ------ ------ 90.03 34.32 10.81 33.61 0.00 288 360 Average

Mode	98	
	Band Edge	
	U-NII-3_5.725-5.85_802.11ax HE20_CH165_Partial RU 52/40_5825MHz	
ANT	6+7	
Pol.	Vertical	Fundamental
Peak	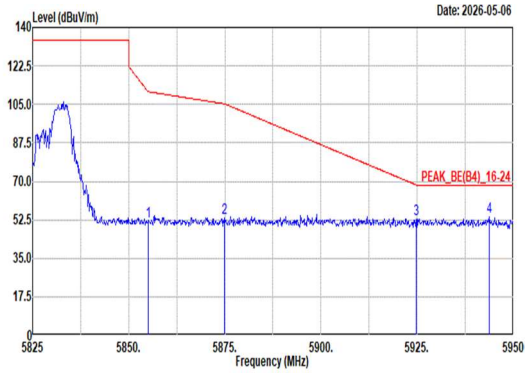 Site : 03CH12-HY Condition: PEAK_BE(B4)_16-24 3m 9120D-02114-250702 VERTICAL : RBW:1000.000kHz VBW:3000.000kHz SWT:Auto Freq Level Limit Line Margin Read Level Ant Factor Cable Loss Preamp Factor Aux Factor APos TPos Remark 1 5855.00 51.95 110.80 -58.85 40.33 34.40 10.84 33.62 0.00 319 269 Peak 2 5874.88 53.19 105.23 -52.04 41.55 34.40 10.86 33.62 0.00 319 269 Peak 3 5924.75 52.81 68.38 -15.57 41.17 34.35 10.92 33.63 0.00 319 269 Peak 4 5943.75 53.73 68.20 -14.47 42.11 34.31 10.94 33.63 0.00 319 269 Peak	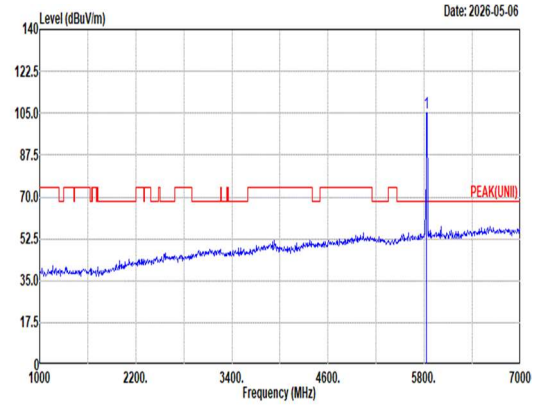 Site : 03CH12-HY Condition: PEAK(UNII) 3m 9120D-02114-250702 VERTICAL : RBW:1000.000kHz VBW:3000.000kHz SWT:Auto Freq Level Limit Line Margin Read Level Ant Factor Cable Loss Preamp Factor Aux Factor APos TPos Remark 1 5825.00 104.99 ------ ------ 93.45 34.34 10.81 33.61 0.00 319 269 Peak
Avg	Blank	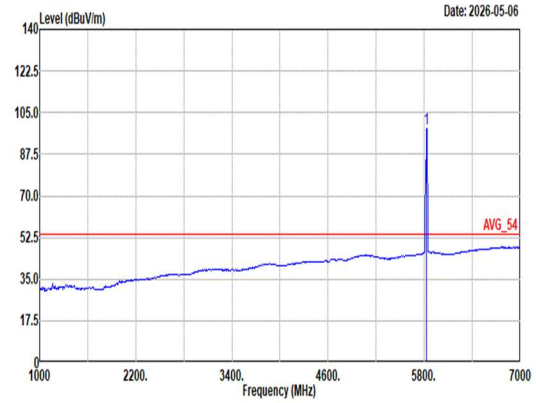 Site : 03CH12-HY Condition: AVG_54 3m 9120D-02114-250702 VERTICAL : RBW:1000.000kHz VBW:0.010kHz SWT:Auto Freq Level Limit Line Margin Read Level Ant Factor Cable Loss Preamp Factor Aux Factor APos TPos Remark 1 5825.00 98.26 ------ ------ 86.72 34.34 10.81 33.61 0.00 319 269 Average

Mode	98	
	Harmonic	
	U-NII-3_5.725-5.85_802.11ax HE20_CH165_Partial RU 52/40_5825MHz	
ANT	6+7	
Pol.	Horizontal	Vertical
Peak Avg	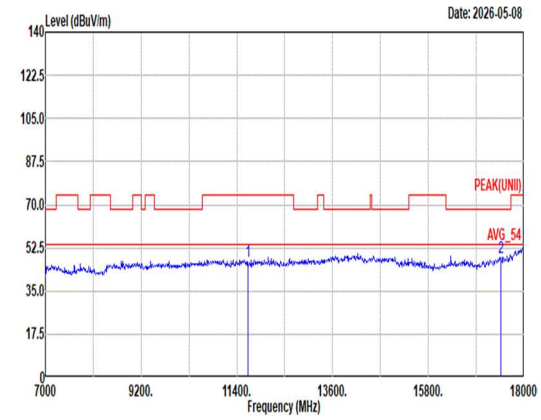 Site : 03CH12-HY Condition: PEAK(UNII) 3m 9120D-02114-250702 HORIZONTAL Freq Level Limit Line Margin Read Level Ant Factor Cable Loss Preamp Factor Aux Factor APos TPos Remark MHz dBuV/m dBuV/m dB dBuV dB/m dB dB dB cm deg 1 11650.00 47.10 74.00 -26.90 45.69 38.60 16.93 54.72 0.60 -- -- Peak 2 17475.00 48.35 68.20 -19.85 45.57 38.70 20.70 57.00 0.38 -- -- Peak	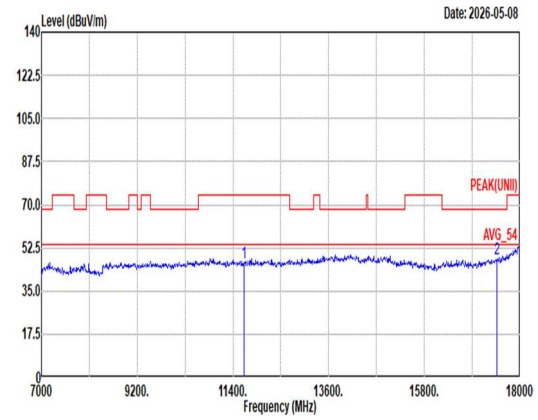 Site : 03CH12-HY Condition: PEAK(UNII) 3m 9120D-02114-250702 VERTICAL Freq Level Limit Line Margin Read Level Ant Factor Cable Loss Preamp Factor Aux Factor APos TPos Remark MHz dBuV/m dBuV/m dB dBuV dB/m dB dB dB cm deg 1 11650.00 46.59 74.00 -27.41 45.18 38.60 16.93 54.72 0.60 -- -- Peak 2 17475.00 48.13 68.20 -20.07 45.35 38.70 20.70 57.00 0.38 -- -- Peak

Mode	98	
	Harmonic	
	U-NII-3_5.725-5.85_802.11ax HE20_CH165_Partial RU 52/40_5825MHz	
ANT	6+7	
Pol.	Horizontal	Vertical
14.47G ~14.5G Avg	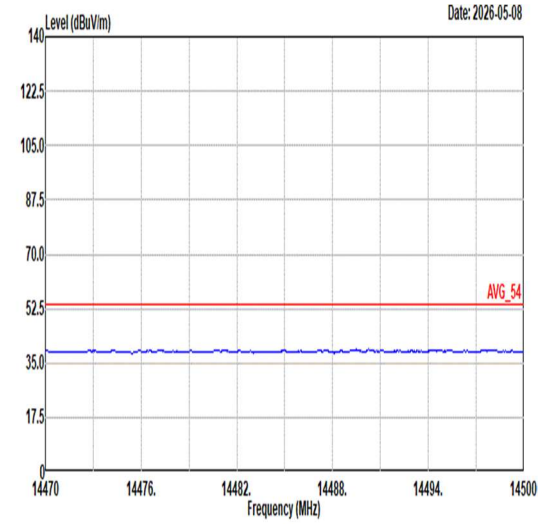 Site : 03CH12-HY Condition: AVG_54 3m 9120D-02114-250702 HORIZONTAL	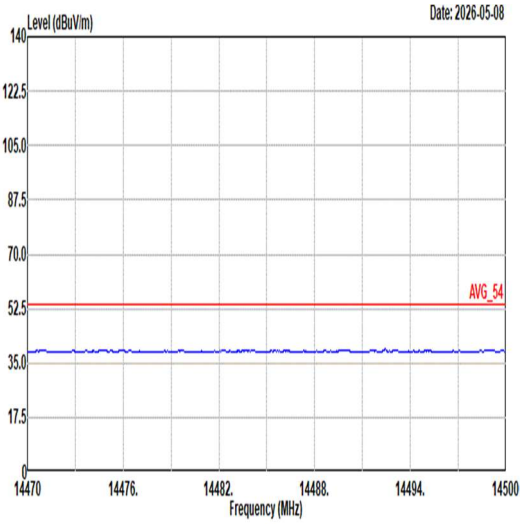 Site : 03CH12-HY Condition: AVG_54 3m 9120D-02114-250702 VERTICAL
17.7G ~18G Avg	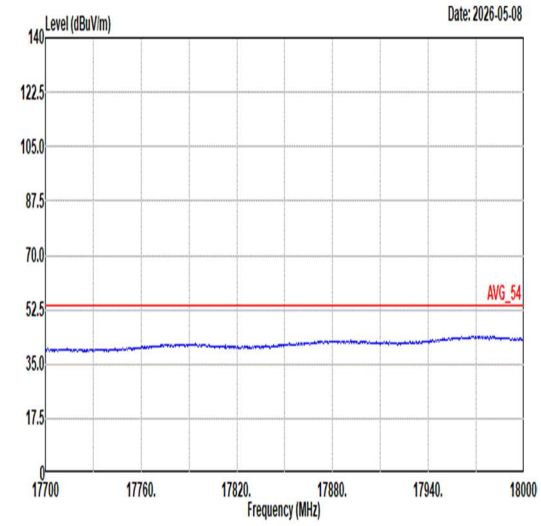 Site : 03CH12-HY Condition: AVG_54 3m 9120D-02114-250702 HORIZONTAL	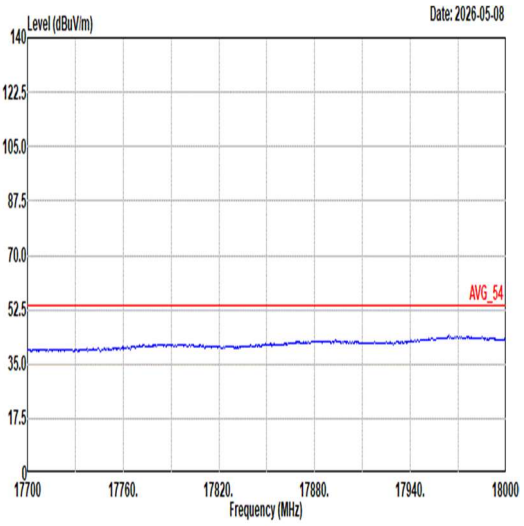 Site : 03CH12-HY Condition: AVG_54 3m 9120D-02114-250702 VERTICAL

Appendix D. Duty Cycle Plots

Antenna	Band	Duty Cycle (%)	T(us)	1/T(kHz)	VBW Setting
6+7	802.11a	99.24	-	-	10Hz
6+7	5GHz 802.11ac VHT20	99.44	-	-	10Hz
6+7	5GHz 802.11ac VHT40	99.07	-	-	10Hz
6+7	5GHz 802.11ac VHT80	98.24	-	-	10Hz
6+7	5GHz 802.11ac VHT160	98.95	-	-	10Hz
6+7	5GHz 802.11ax HE20 Full RU	99.67	-	-	10Hz
6+7	5GHz 802.11ax HE20 26 RU	98.82	-	-	10Hz
6+7	5GHz 802.11ax HE20 52 RU	98.82	-	-	10Hz
6+7	5GHz 802.11ax HE20 106 RU	99.48	-	-	10Hz
6+7	5GHz 802.11ax HE40 Full RU	99.49	-	-	10Hz
6+7	5GHz 802.11ax HE40 242 RU	99.26	-	-	10Hz
6+7	5GHz 802.11ax HE80 Full RU	99.05	-	-	10Hz
6+7	5GHz 802.11ax HE80 484 RU	99.33	-	-	10Hz
6+7	5GHz 802.11ax HE160 Full RU	98.80	-	-	10Hz
6+7	5GHz 802.11ax HE160 996 RU	98.05	-	-	10Hz

802.11a

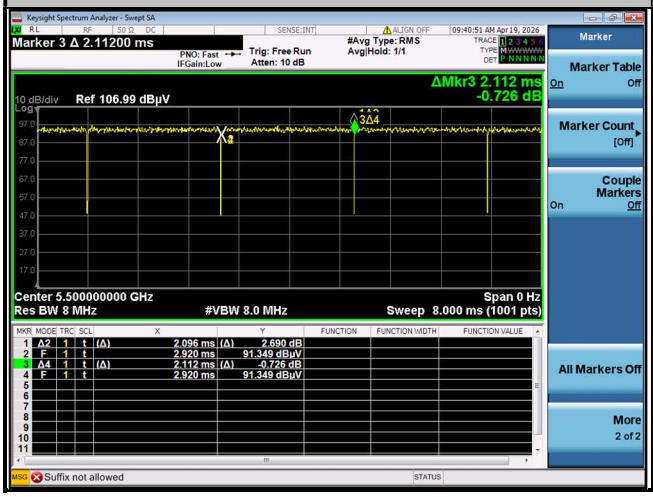

5GHz 802.11ac VHT20

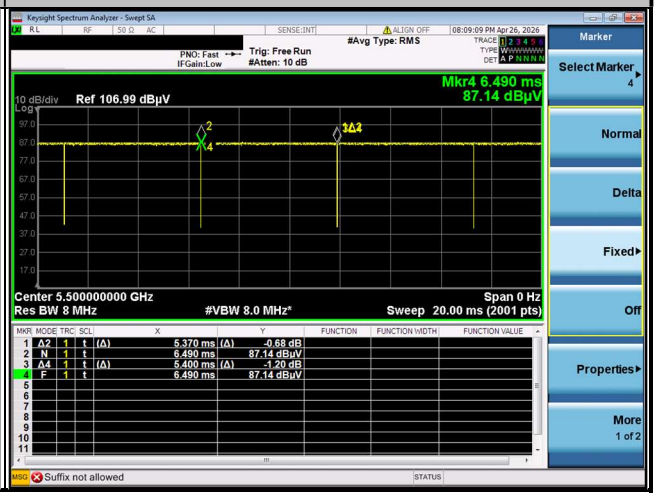

5GHz 802.11ac VHT40

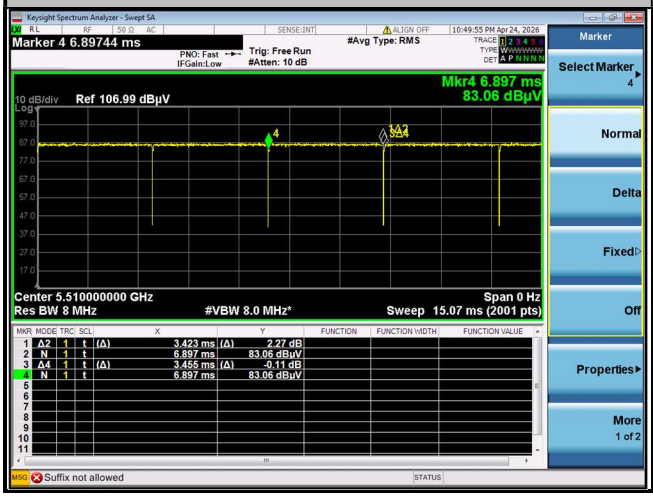

5GHz 802.11ac VHT80

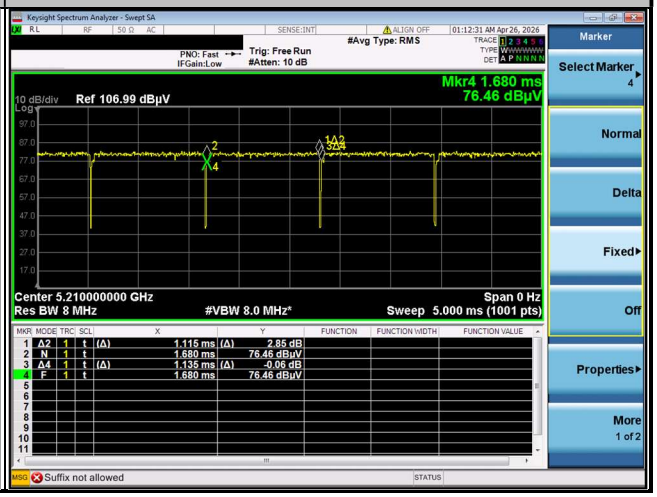

5GHz 802.11ac VHT160

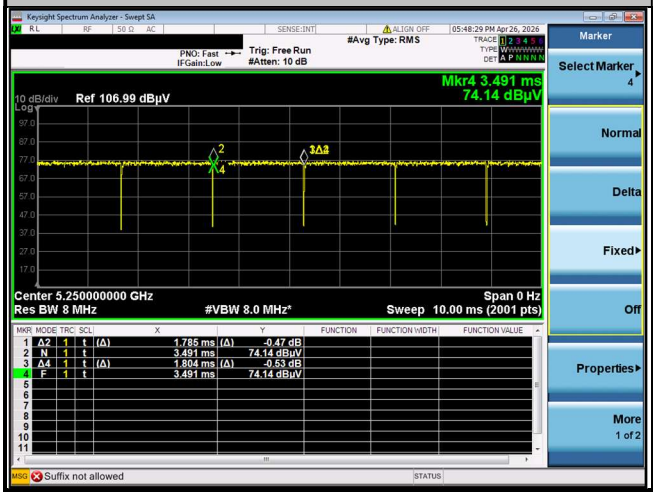
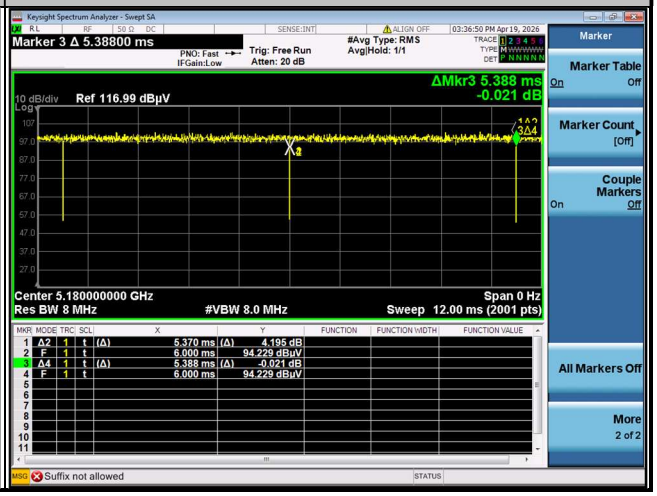
5GHz 802.11ax HE20 Full RU