Measurement Report for WLAN 2.4GHz, EDGE LEFT, Simul, WiFi Chain 0

Exposure Conditions

Band	WLAN 2.4GHz	**TSL Permittivity**	38.8
Frequency [MHz] | Channel Number	2437.000 | 6	**TSL Conductivity [S/m]**	1.82
Group | UID	WLAN | 10415-AAA	**Phantom Section | TSL**	Flat | HSL
Conversion Factor	7.66	**Test Distance [mm]**	10.00
Communication Configuration	IEEE 802.11b WiFi 2.4 GHz (DSSS, 1 Mbps, 99pc duty cycle)		

Hardware Setup

Probe | Calibration Date	EX3DV4 - SN7709 | 2023-11-30	**Phantom**	Twin-SAM V8.0 (30deg probe tilt) - SN1742
DAE | Calibration Date	DAE4 Sn1714 | 2023-11-22	**TSL | Meas. Date**	HBBL-600-10000 | 2024-Feb-19

Scans Setup

	Area Scan	**Zoom Scan**
Grid Extents [mm]	51.0 x 200.0	30.0 x 30.0 x 30.0
Grid Steps [mm]	8.5 x 10.0	5.0 x 5.0 x 1.5
Sensor Surface [mm]	3.0	1.4
Graded Grid	N/A	Yes
M2/M1 [%]		80.7
Dist 3dB Peak [mm]		8.6

Measurement Results

	Area Scan	**Zoom Scan**
psSAR1g [W/Kg]	0.088	**0.088**
psSAR10g [W/Kg]	0.039	**0.039**
Power Drift [dB]	N/A	0.08

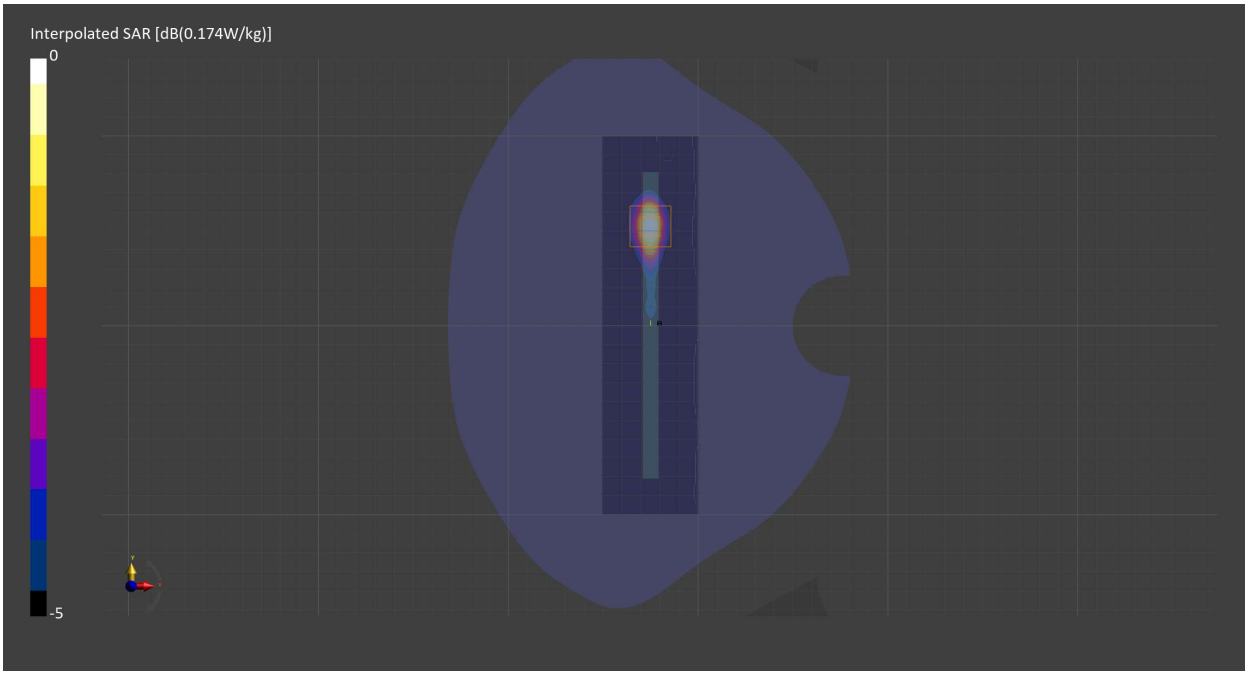

Measurement Report for WLAN 2.4GHz, CHEEK, Normal, WiFi Main Chain 1

Exposure Conditions

Band	WLAN 2.4GHz	**TSL Permittivity**	38.8
Frequency [MHz] | Channel Number	2437.000 | 6	**TSL Conductivity [S/m]**	1.82
Group | UID	WLAN | 10012-CAB	**Phantom Section | TSL**	LeftHead | HSL
Conversion Factor	7.66	**Test Distance [mm]**	0.00
Communication Configuration	IEEE 802.11b WiFi 2.4 GHz (DSSS, 1 Mbps)		

Hardware Setup

Probe | Calibration Date	EX3DV4 - SN7709 | 2023-11-30	**Phantom**	Twin-SAM V8.0 (30deg probe tilt) - SN1742
DAE | Calibration Date	DAE4 Sn1714 | 2023-11-22	**TSL | Meas. Date**	HBBL-600-10000 | 2024-Feb-19

Scans Setup

	Area Scan	**Zoom Scan**
Grid Extents [mm]	120.0 x 200.0	30.0 x 30.0 x 30.0
Grid Steps [mm]	10.0 x 10.0	5.0 x 5.0 x 1.5
Sensor Surface [mm]	3.0	1.4
Graded Grid	N/A	Yes
M2/M1 [%]		98.4
Dist 3dB Peak [mm]		2.1

Measurement Results

	Area Scan	**Zoom Scan**
psSAR1g [W/Kg]	0.005	**0.003**
psSAR10g [W/Kg]	0.002	**0.001**
Power Drift [dB]	N/A	4.95



Measurement Report for WLAN 2.4GHz, BACK, Normal, WiFi Main Chain 1

Exposure Conditions

Band	WLAN 2.4GHz	**TSL Permittivity**	38.8
Frequency [MHz] | Channel Number	2437.000 | 6	**TSL Conductivity [S/m]**	1.82
Group | UID	WLAN | 10012-CAB	**Phantom Section | TSL**	Flat | HSL
Conversion Factor	7.66	**Test Distance [mm]**	10.00
Communication Configuration	IEEE 802.11b WiFi 2.4 GHz (DSSS, 1 Mbps)		

Hardware Setup

Probe | Calibration Date	EX3DV4 - SN7709 | 2023-11-30	**Phantom**	Twin-SAM V8.0 (30deg probe tilt) - SN1742
DAE | Calibration Date	DAE4 Sn1714 | 2023-11-22	**TSL | Meas. Date**	HBBL-600-10000 | 2024-Feb-19

Scans Setup

	Area Scan	**Zoom Scan**
Grid Extents [mm]	120.0 x 200.0	30.0 x 30.0 x 30.0
Grid Steps [mm]	10.0 x 10.0	5.0 x 5.0 x 1.5
Sensor Surface [mm]	3.0	1.4
Graded Grid	N/A	Yes
M2/M1 [%]		76.9
Dist 3dB Peak [mm]		8.0

Measurement Results

	Area Scan	**Zoom Scan**
psSAR1g [W/Kg]	0.242	**0.245**
psSAR10g [W/Kg]	0.109	**0.108**
Power Drift [dB]	N/A	-0.01



Measurement Report for WLAN 2.4GHz, BACK, Simul, WiFi Main Chain 1

Exposure Conditions

Band	WLAN 2.4GHz	**TSL Permittivity**	38.8
Frequency [MHz] | Channel Number	2437.000 | 6	**TSL Conductivity [S/m]**	1.82
Group | UID	WLAN | 10012-CAB	**Phantom Section | TSL**	Flat | HSL
Conversion Factor	7.66	**Test Distance [mm]**	10.00
Communication Configuration	IEEE 802.11b WiFi 2.4 GHz (DSSS, 1 Mbps)		

Hardware Setup

Probe | Calibration Date	EX3DV4 - SN7709 | 2023-11-30	**Phantom**	Twin-SAM V8.0 (30deg probe tilt) - SN1742
DAE | Calibration Date	DAE4 Sn1714 | 2023-11-22	**TSL | Meas. Date**	HBBL-600-10000 | 2024-Feb-19

Scans Setup

	Area Scan	**Zoom Scan**
Grid Extents [mm]	120.0 x 200.0	30.0 x 30.0 x 30.0
Grid Steps [mm]	10.0 x 10.0	5.0 x 5.0 x 1.5
Sensor Surface [mm]	3.0	1.4
Graded Grid	N/A	Yes
M2/M1 [%]		77.9
Dist 3dB Peak [mm]		8.1

Measurement Results

	Area Scan	**Zoom Scan**
psSAR1g [W/Kg]	0.118	**0.119**
psSAR10g [W/Kg]	0.054	**0.054**
Power Drift [dB]	N/A	0.00



Measurement Report for WLAN 5GHz, EDGE LEFT, Normal, WiFi Chain 0

Exposure Conditions

Band	WLAN 5GHz	**TSL Permittivity**	35.0
Frequency [MHz] | Channel Number	5210.000 | 42	**TSL Conductivity [S/m]**	4.51
Group | UID	WLAN | 10544-AAC	**Phantom Section | TSL**	Flat | HSL
Conversion Factor	5.98	**Test Distance [mm]**	10.00
Communication Configuration	IEEE 802.11ac WiFi (80MHz, MCS0, 99pc duty cycle)		

Hardware Setup

Probe | Calibration Date	EX3DV4 - SN7709 | 2023-11-30	**Phantom**	Twin-SAM V8.0 (30deg probe tilt) - SN1742
DAE | Calibration Date	DAE4 Sn1714 | 2023-11-22	**TSL | Meas. Date**	HBBL-600-10000 | 2024-Mar-04

Scans Setup

	Area Scan	**Zoom Scan**
Grid Extents [mm]	51.0 x 200.0	22.0 x 22.0 x 22.0
Grid Steps [mm]	8.5 x 10.0	4.0 x 4.0 x 1.4
Sensor Surface [mm]	3.0	1.4
Graded Grid	N/A	Yes
M2/M1 [%]		63.7
Dist 3dB Peak [mm]		5.7

Measurement Results

	Area Scan	**Zoom Scan**
psSAR1g [W/Kg]	0.032	**0.030**
psSAR10g [W/Kg]	0.011	**0.007**
Power Drift [dB]	-0.50	-0.19



Measurement Report for WLAN 5GHz, EDGE LEFT, Simul, WiFi Chain 0

Exposure Conditions

Band	WLAN 5GHz	**TSL Permittivity**	35.0
Frequency [MHz] | Channel Number	5210.000 | 42	**TSL Conductivity [S/m]**	4.51
Group | UID	WLAN | 10402-AAE	**Phantom Section | TSL**	Flat | HSL
Conversion Factor	5.98	**Test Distance [mm]**	10.00
Communication Configuration	IEEE 802.11ac WiFi (80MHz, 64-QAM, 99pc duty cycle)		

Hardware Setup

Probe | Calibration Date	EX3DV4 - SN7709 | 2023-11-30	**Phantom**	Twin-SAM V8.0 (30deg probe tilt) - SN1742
DAE | Calibration Date	DAE4 Sn1714 | 2023-11-22	**TSL | Meas. Date**	HBBL-600-10000 | 2024-Mar-04

Scans Setup

	Area Scan	**Zoom Scan**
Grid Extents [mm]	51.0 x 200.0	22.0 x 22.0 x 22.0
Grid Steps [mm]	8.5 x 10.0	4.0 x 4.0 x 1.4
Sensor Surface [mm]	3.0	1.4
Graded Grid	N/A	Yes
M2/M1 [%]		69.0
Dist 3dB Peak [mm]		5.7

Measurement Results

	Area Scan	**Zoom Scan**
psSAR1g [W/Kg]	0.018	**0.018**
psSAR10g [W/Kg]	0.005	**0.003**
Power Drift [dB]	3.75	-5.25

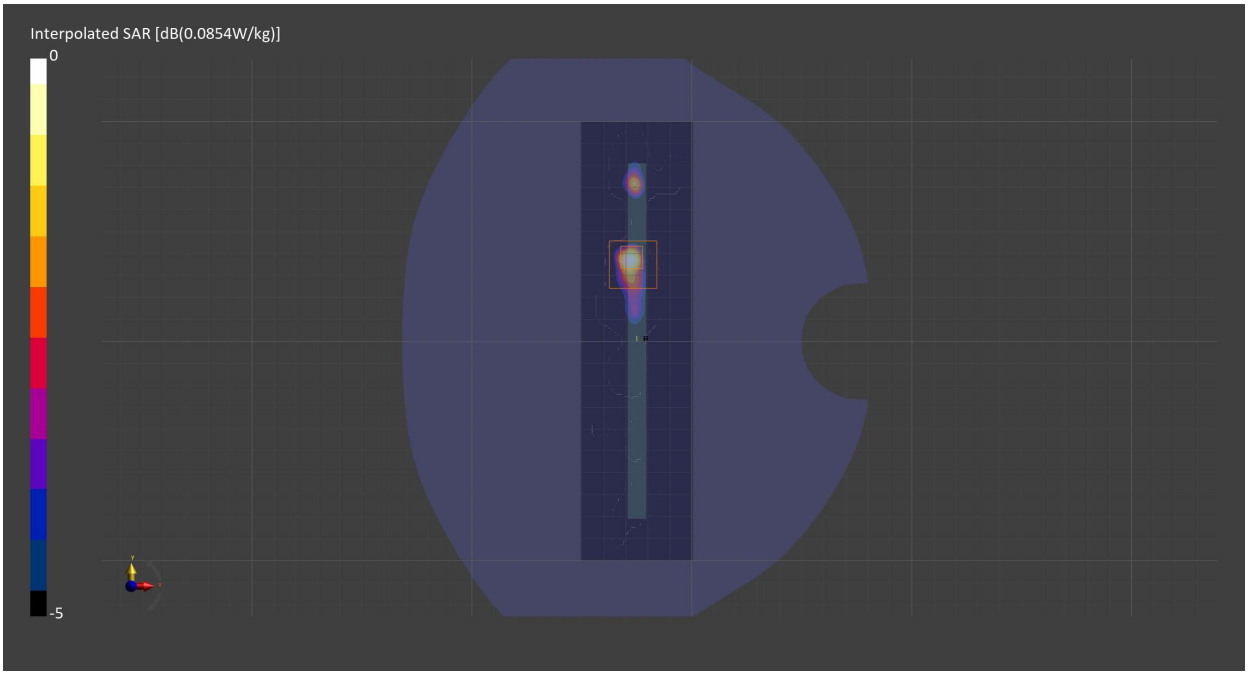

Measurement Report for WLAN 5GHz, BACK, Normal, WiFi Chain 1

Exposure Conditions

Band	WLAN 5GHz	**TSL Permittivity**	35.0
Frequency [MHz] | Channel Number	5210.000 | 42	**TSL Conductivity [S/m]**	4.51
Group | UID	WLAN | 10544-AAC	**Phantom Section | TSL**	Flat | HSL
Conversion Factor	5.98	**Test Distance [mm]**	10.00
Communication Configuration	IEEE 802.11ac WiFi (80MHz, MCS0, 99pc duty cycle)		

Hardware Setup

Probe | Calibration Date	EX3DV4 - SN7709 | 2023-11-30	**Phantom**	Twin-SAM V8.0 (30deg probe tilt) - SN1742
DAE | Calibration Date	DAE4 Sn1714 | 2023-11-22	**TSL | Meas. Date**	HBBL-600-10000 | 2024-Mar-04

Scans Setup

	Area Scan	**Zoom Scan**
Grid Extents [mm]	120.0 x 200.0	22.0 x 22.0 x 22.0
Grid Steps [mm]	10.0 x 10.0	4.0 x 4.0 x 1.4
Sensor Surface [mm]	3.0	1.4
Graded Grid	N/A	Yes
M2/M1 [%]		60.7
Dist 3dB Peak [mm]		6.8

Measurement Results

	Area Scan	**Zoom Scan**
psSAR1g [W/Kg]	0.059	**0.066**
psSAR10g [W/Kg]	0.019	**0.015**
Power Drift [dB]	-0.05	-0.06



Measurement Report for WLAN 5GHz, BACK, Simul, WiFi Chain 1

Exposure Conditions

Band	WLAN 5GHz	**TSL Permittivity**	35.0
Frequency [MHz] | Channel Number	5210.000 | 42	**TSL Conductivity [S/m]**	4.51
Group | UID	WLAN | 10544-AAC	**Phantom Section | TSL**	Flat | HSL
Conversion Factor	5.98	**Test Distance [mm]**	10.00
Communication Configuration	IEEE 802.11ac WiFi (80MHz, MCS0, 99pc duty cycle)		

Hardware Setup

Probe | Calibration Date	EX3DV4 - SN7709 | 2023-11-30	**Phantom**	Twin-SAM V8.0 (30deg probe tilt) - SN1742
DAE | Calibration Date	DAE4 Sn1714 | 2023-11-22	**TSL | Meas. Date**	HBBL-600-10000 | 2024-Mar-04

Scans Setup

	Area Scan	**Zoom Scan**
Grid Extents [mm]	120.0 x 200.0	22.0 x 22.0 x 22.0
Grid Steps [mm]	10.0 x 10.0	4.0 x 4.0 x 1.4
Sensor Surface [mm]	3.0	1.4
Graded Grid	N/A	Yes
M2/M1 [%]		69.6
Dist 3dB Peak [mm]		4.9

Measurement Results

	Area Scan	**Zoom Scan**
psSAR1g [W/Kg]	0.018	**0.016**
psSAR10g [W/Kg]	0.005	**0**
Power Drift [dB]	-1.18	-0.30



Measurement Report for U-NII-1, U-NII-2A, CHEEK, Normal, WiFi Chain 0

Exposure Conditions

Band	U-NII-1, U-NII-2A	**TSL Permittivity**	34.9
Frequency [MHz] | Channel Number	5250.000 | 50	**TSL Conductivity [S/m]**	4.56
Group | UID	WLAN | 10554-AAD	**Phantom Section | TSL**	RightHead | HSL
Conversion Factor	5.98	**Test Distance [mm]**	0.00
Communication Configuration	IEEE 802.11ac WiFi (160MHz, MCS0, 99pc duty cycle)		

Hardware Setup

Probe | Calibration Date	EX3DV4 - SN7709 | 2023-11-30	**Phantom**	Twin-SAM V8.0 (30deg probe tilt) - SN1742
DAE | Calibration Date	DAE4 Sn1714 | 2023-11-22	**TSL | Meas. Date**	HBBL-600-10000 | 2024-Feb-26

Scans Setup

	Area Scan	**Zoom Scan**
Grid Extents [mm]	120.0 x 200.0	22.0 x 22.0 x 22.0
Grid Steps [mm]	10.0 x 10.0	4.0 x 4.0 x 1.4
Sensor Surface [mm]	3.0	1.4
Graded Grid	N/A	Yes
M2/M1 [%]		68.8
Dist 3dB Peak [mm]		4.9

Measurement Results

	Area Scan	**Zoom Scan**
psSAR1g [W/Kg]	0.220	**0.287**
psSAR10g [W/Kg]	0.081	**0.090**
Power Drift [dB]	-0.72	-0.78

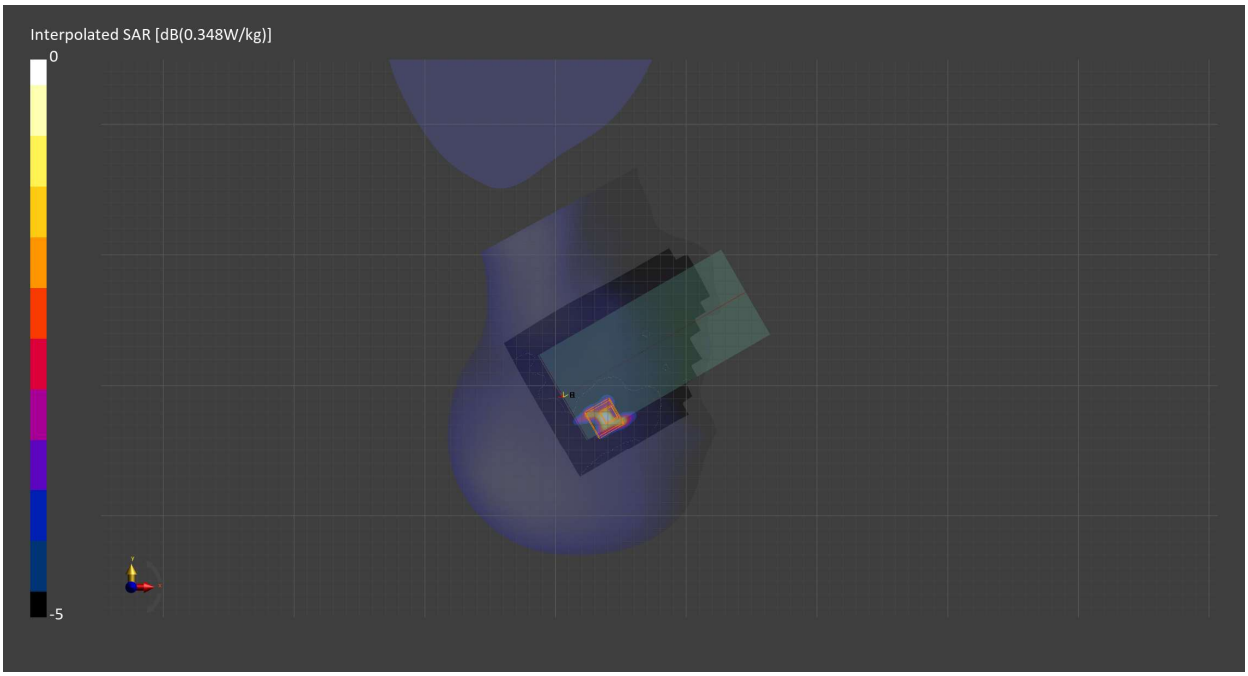

Measurement Report for U-NII-1, U-NII-2A, BACK, Normal, WiFi Chain 0

Exposure Conditions

Band	U-NII-1, U-NII-2A	**TSL Permittivity**	34.9
Frequency [MHz] | Channel Number	5250.000 | 50	**TSL Conductivity [S/m]**	4.56
Group | UID	WLAN | 10554-AAD	**Phantom Section | TSL**	Flat | HSL
Conversion Factor	5.98	**Test Distance [mm]**	10.00
Communication Configuration	IEEE 802.11ac WiFi (160MHz, MCS0, 99pc duty cycle)		

Hardware Setup

Probe | Calibration Date	EX3DV4 - SN7709 | 2023-11-30	**Phantom**	Twin-SAM V8.0 (30deg probe tilt) - SN1742
DAE | Calibration Date	DAE4 Sn1714 | 2023-11-22	**TSL | Meas. Date**	HBBL-600-10000 | 2024-Feb-26

Scans Setup

	Area Scan	**Zoom Scan**
Grid Extents [mm]	120.0 x 200.0	22.0 x 22.0 x 22.0
Grid Steps [mm]	10.0 x 10.0	4.0 x 4.0 x 1.4
Sensor Surface [mm]	3.0	1.4
Graded Grid	N/A	Yes
M2/M1 [%]		72.2
Dist 3dB Peak [mm]		5.9

Measurement Results

	Area Scan	**Zoom Scan**
psSAR1g [W/Kg]	0.031	**0.032**
psSAR10g [W/Kg]	0.012	**0.007**
Power Drift [dB]	0.11	0.19

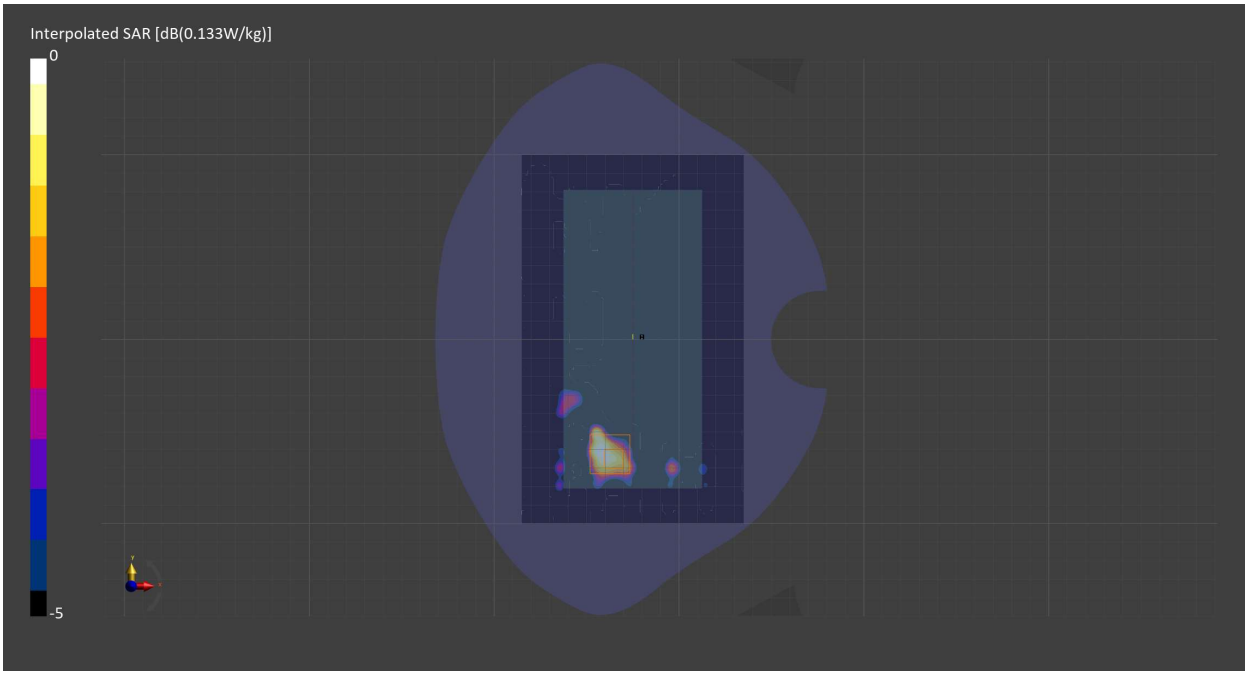

Measurement Report for U-NII-1, U-NII-2A, EDGE LEFT, Normal, WiFi Chain 0

Exposure Conditions

Band	U-NII-1, U-NII-2A	**TSL Permittivity**	34.9
Frequency [MHz] | Channel Number	5250.000 | 50	**TSL Conductivity [S/m]**	4.56
Group | UID	WLAN | 10554-AAD	**Phantom Section | TSL**	Flat | HSL
Conversion Factor	5.98	**Test Distance [mm]**	0.00
Communication Configuration	IEEE 802.11ac WiFi (160MHz, MCS0, 99pc duty cycle)		

Hardware Setup

Probe | Calibration Date	EX3DV4 - SN7709 | 2023-11-30	**Phantom**	Twin-SAM V8.0 (30deg probe tilt) - SN1742
DAE | Calibration Date	DAE4 Sn1714 | 2023-11-22	**TSL | Meas. Date**	HBBL-600-10000 | 2024-Feb-26

Scans Setup

	Area Scan	**Zoom Scan**
Grid Extents [mm]	51.0 x 200.0	22.0 x 22.0 x 22.0
Grid Steps [mm]	8.5 x 10.0	2.2 x 2.2 x 1.2
Sensor Surface [mm]	3.0	1.4
Graded Grid	N/A	Yes
M2/M1 [%]		65.8
Dist 3dB Peak [mm]		3.6

Measurement Results

	Area Scan	**Zoom Scan**
psSAR1g [W/Kg]	0.775	**1.02**
psSAR10g [W/Kg]	0.200	**0.211**
Power Drift [dB]	0.02	-0.00



Measurement Report for WLAN 5GHz, CHEEK, Simul, WiFi Chain 0

Exposure Conditions

Band	WLAN 5GHz	**TSL Permittivity**	34.9
Frequency [MHz] | Channel Number	5250.000 | 50	**TSL Conductivity [S/m]**	4.56
Group | UID	WLAN | 10554-AAD	**Phantom Section | TSL**	RightHead | HSL
Conversion Factor	5.98	**Test Distance [mm]**	0.00
Communication Configuration	IEEE 802.11ac WiFi (160MHz, MCS0, 99pc duty cycle)		

Hardware Setup

Probe | Calibration Date	EX3DV4 - SN7709 | 2023-11-30	**Phantom**	Twin-SAM V8.0 (30deg probe tilt) - SN1742
DAE | Calibration Date	DAE4 Sn1714 | 2023-11-22	**TSL | Meas. Date**	HBBL-600-10000 | 2024-Feb-26

Scans Setup

	Area Scan	**Zoom Scan**
Grid Extents [mm]	120.0 x 200.0	22.0 x 22.0 x 22.0
Grid Steps [mm]	10.0 x 10.0	3.8 x 3.8 x 1.4
Sensor Surface [mm]	3.0	1.4
Graded Grid	N/A	Yes
M2/M1 [%]		65.8
Dist 3dB Peak [mm]		4.7

Measurement Results

	Area Scan	**Zoom Scan**
psSAR1g [W/Kg]	0.147	**0.156**
psSAR10g [W/Kg]	0.050	**0.047**
Power Drift [dB]	N/A	-1.16



Measurement Report for WLAN 5GHz, EDGE LEFT, Simul, WiFi Chain 0

Exposure Conditions

Band	WLAN 5GHz	**TSL Permittivity**	34.9
Frequency [MHz] | Channel Number	5250.000 | 50	**TSL Conductivity [S/m]**	4.56
Group | UID	WLAN | 10554-AAD	**Phantom Section | TSL**	Flat | HSL
Conversion Factor	5.98	**Test Distance [mm]**	0.00
Communication Configuration	IEEE 802.11ac WiFi (160MHz, MCS0, 99pc duty cycle)		

Hardware Setup

Probe | Calibration Date	EX3DV4 - SN7709 | 2023-11-30	**Phantom**	Twin-SAM V8.0 (30deg probe tilt) - SN1742
DAE | Calibration Date	DAE4 Sn1714 | 2023-11-22	**TSL | Meas. Date**	HBBL-600-10000 | 2024-Feb-26

Scans Setup

	Area Scan	**Zoom Scan**
Grid Extents [mm]	51.0 x 200.0	22.0 x 22.0 x 22.0
Grid Steps [mm]	8.5 x 10.0	2.2 x 2.2 x 1.2
Sensor Surface [mm]	3.0	1.4
Graded Grid	N/A	Yes
M2/M1 [%]		66.7
Dist 3dB Peak [mm]		3.6

Measurement Results

	Area Scan	**Zoom Scan**
psSAR1g [W/Kg]	0.522	**0.661**
psSAR10g [W/Kg]	0.135	**0.134**
Power Drift [dB]	1.20	0.25



Measurement Report for U-NII-1, U-NII-2A, BACK, Normal, WiFi Chain 1

Exposure Conditions

Band	U-NII-1, U-NII-2A	**TSL Permittivity**	34.9
Frequency [MHz] | Channel Number	5250.000 | 50	**TSL Conductivity [S/m]**	4.56
Group | UID	WLAN | 10554-AAD	**Phantom Section | TSL**	Flat | HSL
Conversion Factor	5.98	**Test Distance [mm]**	10.00
Communication Configuration	IEEE 802.11ac WiFi (160MHz, MCS0, 99pc duty cycle)		

Hardware Setup

Probe | Calibration Date	EX3DV4 - SN7709 | 2023-11-30	**Phantom**	Twin-SAM V8.0 (30deg probe tilt) - SN1742
DAE | Calibration Date	DAE4 Sn1714 | 2023-11-22	**TSL | Meas. Date**	HBBL-600-10000 | 2024-Feb-26

Scans Setup

	Area Scan	**Zoom Scan**
Grid Extents [mm]	120.0 x 200.0	22.0 x 22.0 x 22.0
Grid Steps [mm]	10.0 x 10.0	4.0 x 4.0 x 1.4
Sensor Surface [mm]	3.0	1.4
Graded Grid	N/A	Yes
M2/M1 [%]		61.7
Dist 3dB Peak [mm]		6.9

Measurement Results

	Area Scan	**Zoom Scan**
psSAR1g [W/Kg]	0.077	**0.078**
psSAR10g [W/Kg]	0.025	**0.020**
Power Drift [dB]	-0.19	-0.14



Measurement Report for U-NII-1, U-NII-2A, BACK, Normal, WiFi Chain 1

Exposure Conditions

Band	U-NII-1, U-NII-2A	**TSL Permittivity**	34.9
Frequency [MHz] | Channel Number	5250.000 | 50	**TSL Conductivity [S/m]**	4.56
Group | UID	WLAN | 10554-AAD	**Phantom Section | TSL**	Flat | HSL
Conversion Factor	5.98	**Test Distance [mm]**	0.00
Communication Configuration	IEEE 802.11ac WiFi (160MHz, MCS0, 99pc duty cycle)		

Hardware Setup

Probe | Calibration Date	EX3DV4 - SN7709 | 2023-11-30	**Phantom**	Twin-SAM V8.0 (30deg probe tilt) - SN1742
DAE | Calibration Date	DAE4 Sn1714 | 2023-11-22	**TSL | Meas. Date**	HBBL-600-10000 | 2024-Feb-26

Scans Setup

	Area Scan	**Zoom Scan**
Grid Extents [mm]	120.0 x 200.0	22.0 x 22.0 x 22.0
Grid Steps [mm]	10.0 x 10.0	2.2 x 2.2 x 1.2
Sensor Surface [mm]	3.0	1.4
Graded Grid	N/A	Yes
M2/M1 [%]		58.9
Dist 3dB Peak [mm]		3.0

Measurement Results

	Area Scan	**Zoom Scan**
psSAR1g [W/Kg]	0.802	**0.796**
psSAR10g [W/Kg]	0.178	**0.172**
Power Drift [dB]	0.00	0.03



Measurement Report for WLAN 5GHz, BACK, Simul, WiFi Chain 1

Exposure Conditions

Band	WLAN 5GHz	**TSL Permittivity**	34.9
Frequency [MHz] | Channel Number	5250.000 | 50	**TSL Conductivity [S/m]**	4.56
Group | UID	WLAN | 10554-AAD	**Phantom Section | TSL**	Flat | HSL
Conversion Factor	5.98	**Test Distance [mm]**	10.00
Communication Configuration	IEEE 802.11ac WiFi (160MHz, MCS0, 99pc duty cycle)		

Hardware Setup

Probe | Calibration Date	EX3DV4 - SN7709 | 2023-11-30	**Phantom**	Twin-SAM V8.0 (30deg probe tilt) - SN1742
DAE | Calibration Date	DAE4 Sn1714 | 2023-11-22	**TSL | Meas. Date**	HBBL-600-10000 | 2024-Feb-26

Scans Setup

	Area Scan	**Zoom Scan**
Grid Extents [mm]	120.0 x 200.0	22.0 x 22.0 x 22.0
Grid Steps [mm]	10.0 x 10.0	4.0 x 4.0 x 1.4
Sensor Surface [mm]	3.0	1.4
Graded Grid	N/A	Yes
M2/M1 [%]		67.2
Dist 3dB Peak [mm]		7.9

Measurement Results

	Area Scan	**Zoom Scan**
psSAR1g [W/Kg]	0.031	**0.031**
psSAR10g [W/Kg]	0.009	**0.006**
Power Drift [dB]	N/A	0.18



Measurement Report for WLAN 5GHz, BACK, Simul, WiFi Chain 1

Exposure Conditions

Band	WLAN 5GHz	**TSL Permittivity**	34.9
Frequency [MHz] | Channel Number	5250.000 | 50	**TSL Conductivity [S/m]**	4.56
Group | UID	WLAN | 10554-AAD	**Phantom Section | TSL**	Flat | HSL
Conversion Factor	5.98	**Test Distance [mm]**	0.00
Communication Configuration	IEEE 802.11ac WiFi (160MHz, MCS0, 99pc duty cycle)		

Hardware Setup

Probe | Calibration Date	EX3DV4 - SN7709 | 2023-11-30	**Phantom**	Twin-SAM V8.0 (30deg probe tilt) - SN1742
DAE | Calibration Date	DAE4 Sn1714 | 2023-11-22	**TSL | Meas. Date**	HBBL-600-10000 | 2024-Feb-26

Scans Setup

	Area Scan	**Zoom Scan**
Grid Extents [mm]	120.0 x 200.0	22.0 x 22.0 x 22.0
Grid Steps [mm]	10.0 x 10.0	2.2 x 2.2 x 1.2
Sensor Surface [mm]	3.0	1.4
Graded Grid	N/A	Yes
M2/M1 [%]		61.4
Dist 3dB Peak [mm]		3.2

Measurement Results

	Area Scan	**Zoom Scan**
psSAR1g [W/Kg]	0.425	**0.421**
psSAR10g [W/Kg]	0.100	**0.092**
Power Drift [dB]	0.99	0.76



Measurement Report for U-NII-2C Standalone, CHEEK, Normal, WiFi Chain 0

Exposure Conditions

Band	U-NII-2C Standalone	**TSL Permittivity**	34.2
Frequency [MHz] | Channel Number	5610.000 | 122	**TSL Conductivity [S/m]**	4.96
Group | UID	WLAN | 10544-AAC	**Phantom Section | TSL**	RightHead | HSL
Conversion Factor	4.98	**Test Distance [mm]**	0.00
Communication Configuration	IEEE 802.11ac WiFi (80MHz, MCS0, 99pc duty cycle)		

Hardware Setup

Probe | Calibration Date	EX3DV4 - SN7709 | 2023-11-30	**Phantom**	Twin-SAM V8.0 (30deg probe tilt) - SN1742
DAE | Calibration Date	DAE4 Sn1714 | 2023-11-22	**TSL | Meas. Date**	HBBL-600-10000 | 2024-Feb-26

Scans Setup

	Area Scan	**Zoom Scan**
Grid Extents [mm]	120.0 x 200.0	22.0 x 22.0 x 22.0
Grid Steps [mm]	10.0 x 10.0	3.8 x 3.8 x 1.4
Sensor Surface [mm]	3.0	1.4
Graded Grid	N/A	Yes
M2/M1 [%]		58.0
Dist 3dB Peak [mm]		3.9

Measurement Results

	Area Scan	**Zoom Scan**
psSAR1g [W/Kg]	0.123	**0.131**
psSAR10g [W/Kg]	0.030	**0.025**
Power Drift [dB]	N/A	-4.28



Test Laboratory: UL LLC SAR 2B **Date/Time:** 2024-02-29, 10:29

Measurement Report for U-NII-2C Standalone, BACK, Normal, WiFi Chain 0

Exposure Conditions

Band	U-NII-2C Standalone	**TSL Permittivity**	34.2
Frequency [MHz] | Channel Number	5610.000 | 122	**TSL Conductivity [S/m]**	4.96
Group | UID	WLAN | 10544-AAC	**Phantom Section | TSL**	Flat | HSL
Conversion Factor	4.98	**Test Distance [mm]**	10.00
Communication Configuration	IEEE 802.11ac WiFi (80MHz, MCS0, 99pc duty cycle)		

Hardware Setup

Probe | Calibration Date	EX3DV4 - SN7709 | 2023-11-30	**Phantom**	Twin-SAM V8.0 (30deg probe tilt) - SN1742
DAE | Calibration Date	DAE4 Sn1714 | 2023-11-22	**TSL | Meas. Date**	HBBL-600-10000 | 2024-Feb-26

Scans Setup

	Area Scan	**Zoom Scan**
Grid Extents [mm]	120.0 x 200.0	22.0 x 22.0 x 22.0
Grid Steps [mm]	10.0 x 10.0	4.0 x 4.0 x 1.4
Sensor Surface [mm]	3.0	1.4
Graded Grid	N/A	Yes
M2/M1 [%]		77.1
Dist 3dB Peak [mm]		3.3

Measurement Results

	Area Scan	**Zoom Scan**
psSAR1g [W/Kg]	0.025	**0.015**
psSAR10g [W/Kg]	0.008	**0**
Power Drift [dB]	1.55	1.56



Measurement Report for U-NII-2C Standalone, EDGE LEFT, Normal, WiFi Chain 0

Exposure Conditions

Band	U-NII-2C Standalone	**TSL Permittivity**	34.2
Frequency [MHz] | Channel Number	5610.000 | 122	**TSL Conductivity [S/m]**	4.96
Group | UID	WLAN | 10544-AAC	**Phantom Section | TSL**	Flat | HSL
Conversion Factor	4.98	**Test Distance [mm]**	0.00
Communication Configuration	IEEE 802.11ac WiFi (80MHz, MCS0, 99pc duty cycle)		

Hardware Setup

Probe | Calibration Date	EX3DV4 - SN7709 | 2023-11-30	**Phantom**	Twin-SAM V8.0 (30deg probe tilt) - SN1742
DAE | Calibration Date	DAE4 Sn1714 | 2023-11-22	**TSL | Meas. Date**	HBBL-600-10000 | 2024-Feb-26

Scans Setup

	Area Scan	**Zoom Scan**
Grid Extents [mm]	51.0 x 200.0	22.0 x 22.0 x 22.0
Grid Steps [mm]	8.5 x 10.0	2.6 x 2.6 x 1.2
Sensor Surface [mm]	3.0	1.4
Graded Grid	N/A	Yes
M2/M1 [%]		64.6
Dist 3dB Peak [mm]		3.7

Measurement Results

	Area Scan	**Zoom Scan**
psSAR1g [W/Kg]	0.986	**1.29**
psSAR10g [W/Kg]	0.265	**0.278**
Power Drift [dB]	0.04	0.06



Measurement Report for U-NII-2C Standalone, CHEEK, Simul, WiFi Chain 0

Exposure Conditions

Band	U-NII-2C Standalone	**TSL Permittivity**	34.3
Frequency [MHz] | Channel Number	5570.000 | 114	**TSL Conductivity [S/m]**	4.92
Group | UID	WLAN | 10554-AAD	**Phantom Section | TSL**	RightHead | HSL
Conversion Factor	4.98	**Test Distance [mm]**	0.00
Communication Configuration	IEEE 802.11ac WiFi (160MHz, MCS0, 99pc duty cycle)		

Hardware Setup

Probe | Calibration Date	EX3DV4 - SN7709 | 2023-11-30	**Phantom**	Twin-SAM V8.0 (30deg probe tilt) - SN1742
DAE | Calibration Date	DAE4 Sn1714 | 2023-11-22	**TSL | Meas. Date**	HBBL-600-10000 | 2024-Feb-26

Scans Setup

	Area Scan	**Zoom Scan**
Grid Extents [mm]	120.0 x 200.0	22.0 x 22.0 x 22.0
Grid Steps [mm]	10.0 x 10.0	2.2 x 2.2 x 1.2
Sensor Surface [mm]	3.0	1.4
Graded Grid	N/A	Yes
M2/M1 [%]		66.9
Dist 3dB Peak [mm]		3.2

Measurement Results

	Area Scan	**Zoom Scan**
psSAR1g [W/Kg]	0.047	**0.062**
psSAR10g [W/Kg]	0.010	**0.010**
Power Drift [dB]	N/A	2.06



Measurement Report for U-NII-2C Standalone, BACK, Simul, WiFi Chain 0

Exposure Conditions

Band	U-NII-2C Standalone	**TSL Permittivity**	34.3
Frequency [MHz] | Channel Number	5570.000 | 114	**TSL Conductivity [S/m]**	4.92
Group | UID	WLAN | 10554-AAD	**Phantom Section | TSL**	Flat | HSL
Conversion Factor	4.98	**Test Distance [mm]**	10.00
Communication Configuration	IEEE 802.11ac WiFi (160MHz, MCS0, 99pc duty cycle)		

Hardware Setup

Probe | Calibration Date	EX3DV4 - SN7709 | 2023-11-30	**Phantom**	Twin-SAM V8.0 (30deg probe tilt) - SN1742
DAE | Calibration Date	DAE4 Sn1714 | 2023-11-22	**TSL | Meas. Date**	HBBL-600-10000 | 2024-Feb-26

Scans Setup

	Area Scan	**Zoom Scan**
Grid Extents [mm]	120.0 x 200.0	22.0 x 22.0 x 22.0
Grid Steps [mm]	10.0 x 10.0	2.2 x 2.2 x 1.2
Sensor Surface [mm]	3.0	1.4
Graded Grid	N/A	Yes
M2/M1 [%]		91.9
Dist 3dB Peak [mm]		1.4

Measurement Results

	Area Scan	**Zoom Scan**
psSAR1g [W/Kg]	0.006	**0.002**
psSAR10g [W/Kg]	0	**0**
Power Drift [dB]	N/A	-1.24

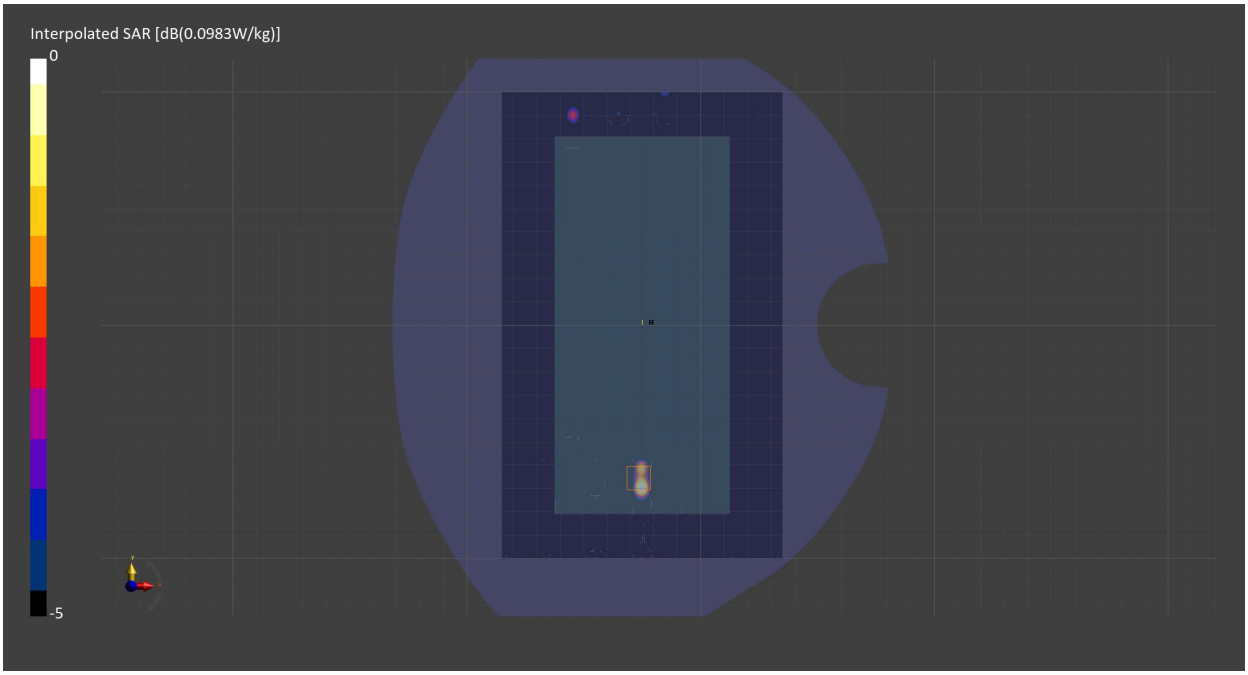

Measurement Report for U-NII-2C Standalone, EDGE LEFT, Simul, WiFi Chain 0

Exposure Conditions

Band	U-NII-2C Standalone	**TSL Permittivity**	34.3
Frequency [MHz] | Channel Number	5570.000 | 114	**TSL Conductivity [S/m]**	4.92
Group | UID	WLAN | 10554-AAD	**Phantom Section | TSL**	Flat | HSL
Conversion Factor	4.98	**Test Distance [mm]**	0.00
Communication Configuration	IEEE 802.11ac WiFi (160MHz, MCS0, 99pc duty cycle)		

Hardware Setup

Probe | Calibration Date	EX3DV4 - SN7709 | 2023-11-30	**Phantom**	Twin-SAM V8.0 (30deg probe tilt) - SN1742
DAE | Calibration Date	DAE4 Sn1714 | 2023-11-22	**TSL | Meas. Date**	HBBL-600-10000 | 2024-Feb-26

Scans Setup

	Area Scan	**Zoom Scan**
Grid Extents [mm]	51.0 x 200.0	22.0 x 22.0 x 22.0
Grid Steps [mm]	8.5 x 10.0	3.4 x 3.4 x 1.4
Sensor Surface [mm]	3.0	1.4
Graded Grid	N/A	Yes
M2/M1 [%]		64.1
Dist 3dB Peak [mm]		3.5

Measurement Results

	Area Scan	**Zoom Scan**
psSAR1g [W/Kg]	0.473	**0.616**
psSAR10g [W/Kg]	0.122	**0.126**
Power Drift [dB]	-0.01	-0.05



Measurement Report for U-NII-2C Standalone, BACK, Normal, WiFi Chain 1

Exposure Conditions

Band	U-NII-2C Standalone	**TSL Permittivity**	34.2
Frequency [MHz] | Channel Number	5610.000 | 122	**TSL Conductivity [S/m]**	4.96
Group | UID	WLAN | 10544-AAC	**Phantom Section | TSL**	Flat | HSL
Conversion Factor	4.98	**Test Distance [mm]**	10.00
Communication Configuration	IEEE 802.11ac WiFi (80MHz, MCS0, 99pc duty cycle)		

Hardware Setup

Probe | Calibration Date	EX3DV4 - SN7709 | 2023-11-30	**Phantom**	Twin-SAM V8.0 (30deg probe tilt) - SN1742
DAE | Calibration Date	DAE4 Sn1714 | 2023-11-22	**TSL | Meas. Date**	HBBL-600-10000 | 2024-Feb-26

Scans Setup

	Area Scan	**Zoom Scan**
Grid Extents [mm]	120.0 x 200.0	22.0 x 22.0 x 22.0
Grid Steps [mm]	10.0 x 10.0	4.0 x 4.0 x 1.4
Sensor Surface [mm]	3.0	1.4
Graded Grid	N/A	Yes
M2/M1 [%]		51.3
Dist 3dB Peak [mm]		4.8

Measurement Results

	Area Scan	**Zoom Scan**
psSAR1g [W/Kg]	0.033	**0.027**
psSAR10g [W/Kg]	0.01	**0.003**
Power Drift [dB]	1.88	0.82



Measurement Report for U-NII-2C Standalone, BACK, Normal, WiFi Chain 1

Exposure Conditions

Band	U-NII-2C Standalone	**TSL Permittivity**	34.2
Frequency [MHz] | Channel Number	5610.000 | 122	**TSL Conductivity [S/m]**	4.96
Group | UID	WLAN | 10544-AAC	**Phantom Section | TSL**	Flat | HSL
Conversion Factor	4.98	**Test Distance [mm]**	0.00
Communication Configuration	IEEE 802.11ac WiFi (80MHz, MCS0, 99pc duty cycle)		

Hardware Setup

Probe | Calibration Date	EX3DV4 - SN7709 | 2023-11-30	**Phantom**	Twin-SAM V8.0 (30deg probe tilt) - SN1742
DAE | Calibration Date	DAE4 Sn1714 | 2023-11-22	**TSL | Meas. Date**	HBBL-600-10000 | 2024-Feb-26

Scans Setup

	Area Scan	**Zoom Scan**
Grid Extents [mm]	120.0 x 200.0	22.0 x 22.0 x 22.0
Grid Steps [mm]	10.0 x 10.0	1.8 x 1.8 x 1.2
Sensor Surface [mm]	3.0	1.4
Graded Grid	N/A	Yes
M2/M1 [%]		57.3
Dist 3dB Peak [mm]		2.8

Measurement Results

	Area Scan	**Zoom Scan**
psSAR1g [W/Kg]	1.09	**0.968**
psSAR10g [W/Kg]	0.238	**0.233**
Power Drift [dB]	-0.06	-0.03



Measurement Report for U-NII-2C Standalone, BACK, Simul, WiFi Chain 1

Exposure Conditions

Band	U-NII-2C Standalone	**TSL Permittivity**	34.3
Frequency [MHz] | Channel Number	5570.000 | 114	**TSL Conductivity [S/m]**	4.92
Group | UID	WLAN | 10554-AAD	**Phantom Section | TSL**	Flat | HSL
Conversion Factor	4.98	**Test Distance [mm]**	10.00
Communication Configuration	IEEE 802.11ac WiFi (160MHz, MCS0, 99pc duty cycle)		

Hardware Setup

Probe | Calibration Date	EX3DV4 - SN7709 | 2023-11-30	**Phantom**	Twin-SAM V8.0 (30deg probe tilt) - SN1742
DAE | Calibration Date	DAE4 Sn1714 | 2023-11-22	**TSL | Meas. Date**	HBBL-600-10000 | 2024-Feb-26

Scans Setup

	Area Scan	**Zoom Scan**
Grid Extents [mm]	120.0 x 200.0	22.0 x 22.0 x 22.0
Grid Steps [mm]	10.0 x 10.0	3.8 x 3.8 x 1.4
Sensor Surface [mm]	3.0	1.4
Graded Grid	N/A	Yes
M2/M1 [%]		46.9
Dist 3dB Peak [mm]		7.1

Measurement Results

	Area Scan	**Zoom Scan**
psSAR1g [W/Kg]	0.030	**0.033**
psSAR10g [W/Kg]	0.009	**0.008**
Power Drift [dB]	2.13	2.07



Measurement Report for U-NII-2C Standalone, BACK, Simul, WiFi Chain 1

Exposure Conditions

Band	U-NII-2C Standalone	**TSL Permittivity**	34.3
Frequency [MHz] | Channel Number	5570.000 | 114	**TSL Conductivity [S/m]**	4.92
Group | UID	WLAN | 10554-AAD	**Phantom Section | TSL**	Flat | HSL
Conversion Factor	4.98	**Test Distance [mm]**	0.00
Communication Configuration	IEEE 802.11ac WiFi (160MHz, MCS0, 99pc duty cycle)		

Hardware Setup

Probe | Calibration Date	EX3DV4 - SN7709 | 2023-11-30	**Phantom**	Twin-SAM V8.0 (30deg probe tilt) - SN1742
DAE | Calibration Date	DAE4 Sn1714 | 2023-11-22	**TSL | Meas. Date**	HBBL-600-10000 | 2024-Feb-26

Scans Setup

	Area Scan	**Zoom Scan**
Grid Extents [mm]	120.0 x 200.0	22.0 x 22.0 x 22.0
Grid Steps [mm]	10.0 x 10.0	1.8 x 1.8 x 1.2
Sensor Surface [mm]	3.0	1.4
Graded Grid	N/A	Yes
M2/M1 [%]		60.1
Dist 3dB Peak [mm]		2.8

Measurement Results

	Area Scan	**Zoom Scan**
psSAR1g [W/Kg]	0.617	**0.598**
psSAR10g [W/Kg]	0.130	**0.108**
Power Drift [dB]	0.95	1.30



Measurement Report for WLAN 5GHz, CHEEK, Normal, WiFi Chain 0

Exposure Conditions

Band	WLAN 5GHz	**TSL Permittivity**	33.9
Frequency [MHz] | Channel Number	5795.000 | 159	**TSL Conductivity [S/m]**	5.19
Group | UID	WLAN | 10114-CAD	**Phantom Section | TSL**	RightHead | HSL
Conversion Factor	5.26	**Test Distance [mm]**	0.00
Communication Configuration	IEEE 802.11n (HT Greenfield, 13.5 Mbps, BPSK)		

Hardware Setup

Probe | Calibration Date	EX3DV4 - SN7709 | 2023-11-30	**Phantom**	Twin-SAM V8.0 (30deg probe tilt) - SN1742
DAE | Calibration Date	DAE4 Sn1714 | 2023-11-22	**TSL | Meas. Date**	HBBL-600-10000 | 2024-Feb-26

Scans Setup

	Area Scan	**Zoom Scan**
Grid Extents [mm]	120.0 x 200.0	22.0 x 22.0 x 22.0
Grid Steps [mm]	10.0 x 10.0	3.9 x 3.9 x 1.4
Sensor Surface [mm]	3.0	1.4
Graded Grid	N/A	Yes
M2/M1 [%]		60.1
Dist 3dB Peak [mm]		4.0

Measurement Results

	Area Scan	**Zoom Scan**
psSAR1g [W/Kg]	0.151	**0.169**
psSAR10g [W/Kg]	0.041	**0.040**
Power Drift [dB]	1.36	N/A



Measurement Report for WLAN 5GHz, BACK, Normal, WiFi Chain 0

Exposure Conditions

Band	WLAN 5GHz	**TSL Permittivity**	33.9
Frequency [MHz] | Channel Number	5795.000 | 159	**TSL Conductivity [S/m]**	5.19
Group | UID	WLAN | 10114-CAD	**Phantom Section | TSL**	Flat | HSL
Conversion Factor	5.26	**Test Distance [mm]**	10.00
Communication Configuration	IEEE 802.11n (HT Greenfield, 13.5 Mbps, BPSK)		

Hardware Setup

Probe | Calibration Date	EX3DV4 - SN7709 | 2023-11-30	**Phantom**	Twin-SAM V8.0 (30deg probe tilt) - SN1742
DAE | Calibration Date	DAE4 Sn1714 | 2023-11-22	**TSL | Meas. Date**	HBBL-600-10000 | 2024-Feb-26

Scans Setup

	Area Scan	**Zoom Scan**
Grid Extents [mm]	120.0 x 200.0	22.0 x 22.0 x 22.0
Grid Steps [mm]	10.0 x 10.0	4.0 x 4.0 x 1.4
Sensor Surface [mm]	3.0	1.4
Graded Grid	N/A	Yes
M2/M1 [%]		66.7
Dist 3dB Peak [mm]		7.6

Measurement Results

	Area Scan	**Zoom Scan**
psSAR1g [W/Kg]	0.067	**0.059**
psSAR10g [W/Kg]	0.025	**0.016**
Power Drift [dB]	-0.24	-2.68



Measurement Report for WLAN 5GHz, EDGE LEFT, Normal, WiFi Chain 0

Exposure Conditions

Band	WLAN 5GHz	**TSL Permittivity**	33.9
Frequency [MHz] | Channel Number	5795.000 | 159	**TSL Conductivity [S/m]**	5.19
Group | UID	WLAN | 10114-CAD	**Phantom Section | TSL**	Flat | HSL
Conversion Factor	5.26	**Test Distance [mm]**	10.00
Communication Configuration	IEEE 802.11n (HT Greenfield, 13.5 Mbps, BPSK)		

Hardware Setup

Probe | Calibration Date	EX3DV4 - SN7709 | 2023-11-30	**Phantom**	Twin-SAM V8.0 (30deg probe tilt) - SN1742
DAE | Calibration Date	DAE4 Sn1714 | 2023-11-22	**TSL | Meas. Date**	HBBL-600-10000 | 2024-Feb-26

Scans Setup

	Area Scan	**Zoom Scan**
Grid Extents [mm]	51.0 x 200.0	22.0 x 22.0 x 22.0
Grid Steps [mm]	8.5 x 10.0	4.0 x 4.0 x 1.4
Sensor Surface [mm]	3.0	1.4
Graded Grid	N/A	Yes
M2/M1 [%]		63.4
Dist 3dB Peak [mm]		8.0

Measurement Results

	Area Scan	**Zoom Scan**
psSAR1g [W/Kg]	0.094	**0.092**
psSAR10g [W/Kg]	0.031	**0.027**
Power Drift [dB]	0.11	0.18



Measurement Report for WLAN 5GHz, CHEEK, Simul, WiFi Chain 0

Exposure Conditions

Band	WLAN 5GHz	**TSL Permittivity**	34.1
Frequency [MHz] | Channel Number	5755.000 | 151	**TSL Conductivity [S/m]**	5.13
Group | UID	WLAN | 10114-CAD	**Phantom Section | TSL**	RightHead | HSL
Conversion Factor	5.26	**Test Distance [mm]**	0.00
Communication Configuration	IEEE 802.11n (HT Greenfield, 13.5 Mbps, BPSK)		

Hardware Setup

Probe | Calibration Date	EX3DV4 - SN7709 | 2023-11-30	**Phantom**	Twin-SAM V8.0 (30deg probe tilt) - SN1742
DAE | Calibration Date	DAE4 Sn1714 | 2023-11-22	**TSL | Meas. Date**	HBBL-600-10000 | 2024-Mar-04

Scans Setup

	Area Scan	**Zoom Scan**
Grid Extents [mm]	120.0 x 200.0	22.0 x 22.0 x 22.0
Grid Steps [mm]	10.0 x 10.0	2.3 x 2.3 x 1.2
Sensor Surface [mm]	3.0	1.4
Graded Grid	N/A	Yes
M2/M1 [%]		68.6
Dist 3dB Peak [mm]		4.1

Measurement Results

	Area Scan	**Zoom Scan**
psSAR1g [W/Kg]	0.094	**0.108**
psSAR10g [W/Kg]	0.024	**0.022**
Power Drift [dB]	0.01	-0.18



Measurement Report for WLAN 5GHz, BACK, Simul, WiFi Chain 0

Exposure Conditions

Band	WLAN 5GHz	**TSL Permittivity**	34.1
Frequency [MHz] | Channel Number	5755.000 | 151	**TSL Conductivity [S/m]**	5.13
Group | UID	WLAN | 10114-CAD	**Phantom Section | TSL**	Flat | HSL
Conversion Factor	5.26	**Test Distance [mm]**	10.00
Communication Configuration	IEEE 802.11n (HT Greenfield, 13.5 Mbps, BPSK)		

Hardware Setup

Probe | Calibration Date	EX3DV4 - SN7709 | 2023-11-30	**Phantom**	Twin-SAM V8.0 (30deg probe tilt) - SN1742
DAE | Calibration Date	DAE4 Sn1714 | 2023-11-22	**TSL | Meas. Date**	HBBL-600-10000 | 2024-Mar-04

Scans Setup

	Area Scan	**Zoom Scan**
Grid Extents [mm]	120.0 x 200.0	22.0 x 22.0 x 22.0
Grid Steps [mm]	10.0 x 10.0	4.0 x 4.0 x 1.4
Sensor Surface [mm]	3.0	1.4
Graded Grid	N/A	Yes
M2/M1 [%]		60.9
Dist 3dB Peak [mm]		6.1

Measurement Results

	Area Scan	**Zoom Scan**
psSAR1g [W/Kg]	0.055	**0.050**
psSAR10g [W/Kg]	0.018	**0.013**
Power Drift [dB]	1.30	-0.91



Measurement Report for WLAN 5GHz, EDGE LEFT, Simul, WiFi Chain 0

Exposure Conditions

Band	WLAN 5GHz	**TSL Permittivity**	34.1
Frequency [MHz] | Channel Number	5755.000 | 151	**TSL Conductivity [S/m]**	5.13
Group | UID	WLAN | 10114-CAD	**Phantom Section | TSL**	Flat | HSL
Conversion Factor	5.26	**Test Distance [mm]**	10.00
Communication Configuration	IEEE 802.11n (HT Greenfield, 13.5 Mbps, BPSK)		

Hardware Setup

Probe | Calibration Date	EX3DV4 - SN7709 | 2023-11-30	**Phantom**	Twin-SAM V8.0 (30deg probe tilt) - SN1742
DAE | Calibration Date	DAE4 Sn1714 | 2023-11-22	**TSL | Meas. Date**	HBBL-600-10000 | 2024-Mar-04

Scans Setup

	Area Scan	Zoom Scan
Grid Extents [mm]	51.0 x 200.0	22.0 x 22.0 x 22.0
Grid Steps [mm]	8.5 x 10.0	4.0 x 4.0 x 1.4
Sensor Surface [mm]	3.0	1.4
Graded Grid	N/A	Yes
M2/M1 [%]		63.9
Dist 3dB Peak [mm]		7.6

Measurement Results

	Area Scan	Zoom Scan
psSAR1g [W/Kg]	0.061	**0.066**
psSAR10g [W/Kg]	0.023	**0.019**
Power Drift [dB]	-0.27	0.06

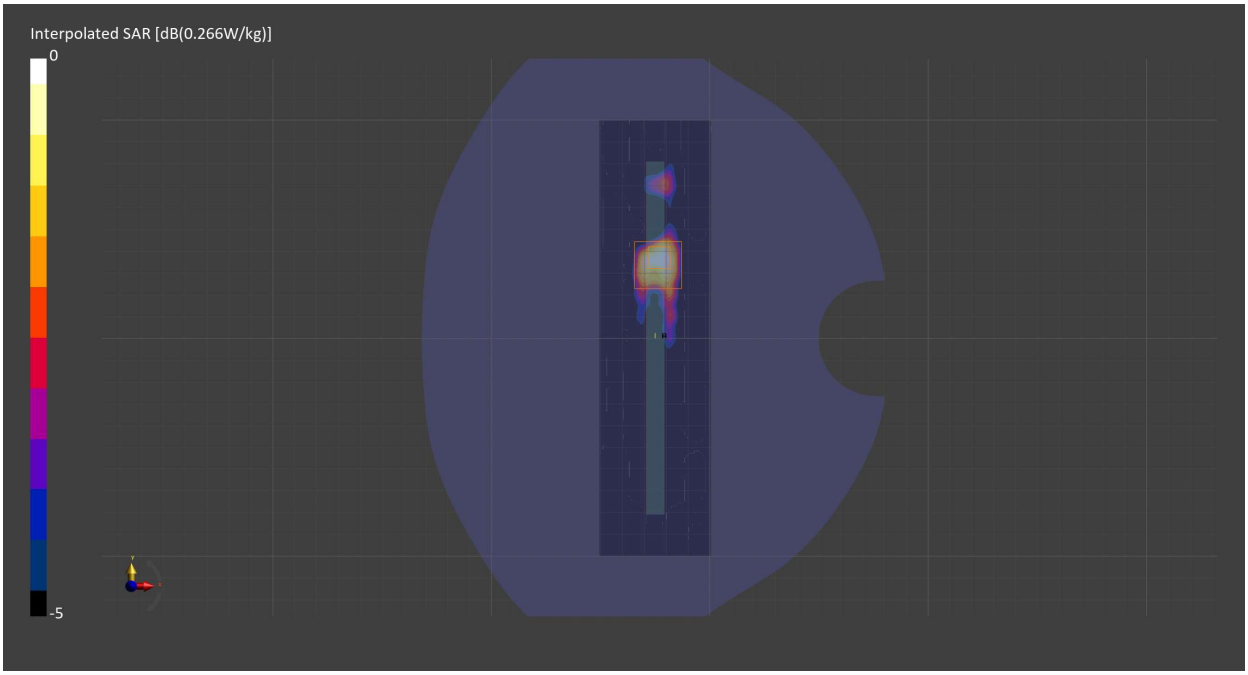

Measurement Report for WLAN 5GHz, BACK, Normal, WiFi Chain 1

Exposure Conditions

Band	WLAN 5GHz	**TSL Permittivity**	34.0
Frequency [MHz] | Channel Number	5755.000 | 151	**TSL Conductivity [S/m]**	5.15
Group | UID	WLAN | 10114-CAD	**Phantom Section | TSL**	Flat | HSL
Conversion Factor	5.26	**Test Distance [mm]**	10.00
Communication Configuration	IEEE 802.11n (HT Greenfield, 13.5 Mbps, BPSK)		

Hardware Setup

Probe | Calibration Date	EX3DV4 - SN7709 | 2023-11-30	**Phantom**	Twin-SAM V8.0 (30deg probe tilt) - SN1742
DAE | Calibration Date	DAE4 Sn1714 | 2023-11-22	**TSL | Meas. Date**	HBBL-600-10000 | 2024-Feb-26

Scans Setup

	Area Scan	**Zoom Scan**
Grid Extents [mm]	120.0 x 200.0	22.0 x 22.0 x 22.0
Grid Steps [mm]	10.0 x 10.0	4.0 x 4.0 x 1.4
Sensor Surface [mm]	3.0	1.4
Graded Grid	N/A	Yes
M2/M1 [%]		59.6
Dist 3dB Peak [mm]		6.3

Measurement Results

	Area Scan	**Zoom Scan**
psSAR1g [W/Kg]	0.112	**0.127**
psSAR10g [W/Kg]	0.041	**0.035**
Power Drift [dB]	0.09	0.00



Measurement Report for WLAN 5GHz, BACK, Simul, WiFi Chain 1

Exposure Conditions

Band	WLAN 5GHz	**TSL Permittivity**	34.0
Frequency [MHz] | Channel Number	5795.000 | 159	**TSL Conductivity [S/m]**	5.16
Group | UID	WLAN | 10114-CAD	**Phantom Section | TSL**	Flat | HSL
Conversion Factor	5.26	**Test Distance [mm]**	10.00
Communication Configuration	IEEE 802.11n (HT Greenfield, 13.5 Mbps, BPSK)		

Hardware Setup

Probe | Calibration Date	EX3DV4 - SN7709 | 2023-11-30	**Phantom**	Twin-SAM V8.0 (30deg probe tilt) - SN1742
DAE | Calibration Date	DAE4 Sn1714 | 2023-11-22	**TSL | Meas. Date**	HBBL-600-10000 | 2024-Mar-04

Scans Setup

	Area Scan	**Zoom Scan**
Grid Extents [mm]	120.0 x 200.0	22.0 x 22.0 x 22.0
Grid Steps [mm]	10.0 x 10.0	4.0 x 4.0 x 1.4
Sensor Surface [mm]	3.0	1.4
Graded Grid	N/A	Yes
M2/M1 [%]		64.4
Dist 3dB Peak [mm]		6.5

Measurement Results

	Area Scan	**Zoom Scan**
psSAR1g [W/Kg]	0.087	**0.093**
psSAR10g [W/Kg]	0.030	**0.024**
Power Drift [dB]	-0.19	-0.61



Measurement Report for ISM 2.4 GHz Band, CHEEK, Normal, Bluetooth Chain 0

Exposure Conditions

Band	ISM 2.4 GHz Band	**TSL Permittivity**	41.0
Frequency [MHz] | Channel Number	2480.000 | 78	**TSL Conductivity [S/m]**	1.87
Group | UID	Bluetooth | 10032-CAA	**Phantom Section | TSL**	RightHead | HSL
Conversion Factor	7.89	**Test Distance [mm]**	0.00
Communication Configuration	IEEE 802.15.1 Bluetooth (GFSK, DH5)		

Hardware Setup

Probe | Calibration Date	EX3DV4 - SN7710 | 2024-01-16	**Phantom**	Twin-SAM V8.0 (30deg probe tilt) - SN2082
DAE | Calibration Date	DAE4 Sn1357 | 2024-01-09	**TSL | Meas. Date**	HBBL600-10000V6 | 2024-Feb-26

Scans Setup

	Area Scan	**Zoom Scan**
Grid Extents [mm]	120.0 x 200.0	30.0 x 30.0 x 30.0
Grid Steps [mm]	10.0 x 10.0	3.8 x 3.8 x 1.4
Sensor Surface [mm]	3.0	1.4
Graded Grid	N/A	Yes
M2/M1 [%]		75.1
Dist 3dB Peak [mm]		5.5

Measurement Results

	Area Scan	**Zoom Scan**
psSAR1g [W/Kg]	0.183	**0.197**
psSAR10g [W/Kg]	0.073	**0.072**
Power Drift [dB]	-0.14	0.02



Measurement Report for ISM 2.4 GHz Band, FRONT, Normal, Bluetooth Chain 0

Exposure Conditions

Band	ISM 2.4 GHz Band	**TSL Permittivity**	41.0
Frequency [MHz] | Channel Number	2480.000 | 78	**TSL Conductivity [S/m]**	1.87
Group | UID	Bluetooth | 10032-CAA	**Phantom Section | TSL**	Flat | HSL
Conversion Factor	7.89	**Test Distance [mm]**	10.00
Communication Configuration	IEEE 802.15.1 Bluetooth (GFSK, DH5)		

Hardware Setup

Probe | Calibration Date	EX3DV4 - SN7710 | 2024-01-16	**Phantom**	Twin-SAM V8.0 (30deg probe tilt) - SN2082
DAE | Calibration Date	DAE4 Sn1357 | 2024-01-09	**TSL | Meas. Date**	HBBL600-10000V6 | 2024-Feb-26

Scans Setup

	Area Scan	**Zoom Scan**
Grid Extents [mm]	120.0 x 200.0	30.0 x 30.0 x 30.0
Grid Steps [mm]	10.0 x 10.0	5.0 x 5.0 x 1.5
Sensor Surface [mm]	3.0	1.4
Graded Grid	N/A	Yes
M2/M1 [%]		83.5
Dist 3dB Peak [mm]		8.0

Measurement Results

	Area Scan	**Zoom Scan**
psSAR1g [W/Kg]	0.034	**0.035**
psSAR10g [W/Kg]	0.016	**0.016**
Power Drift [dB]	-0.00	-0.08

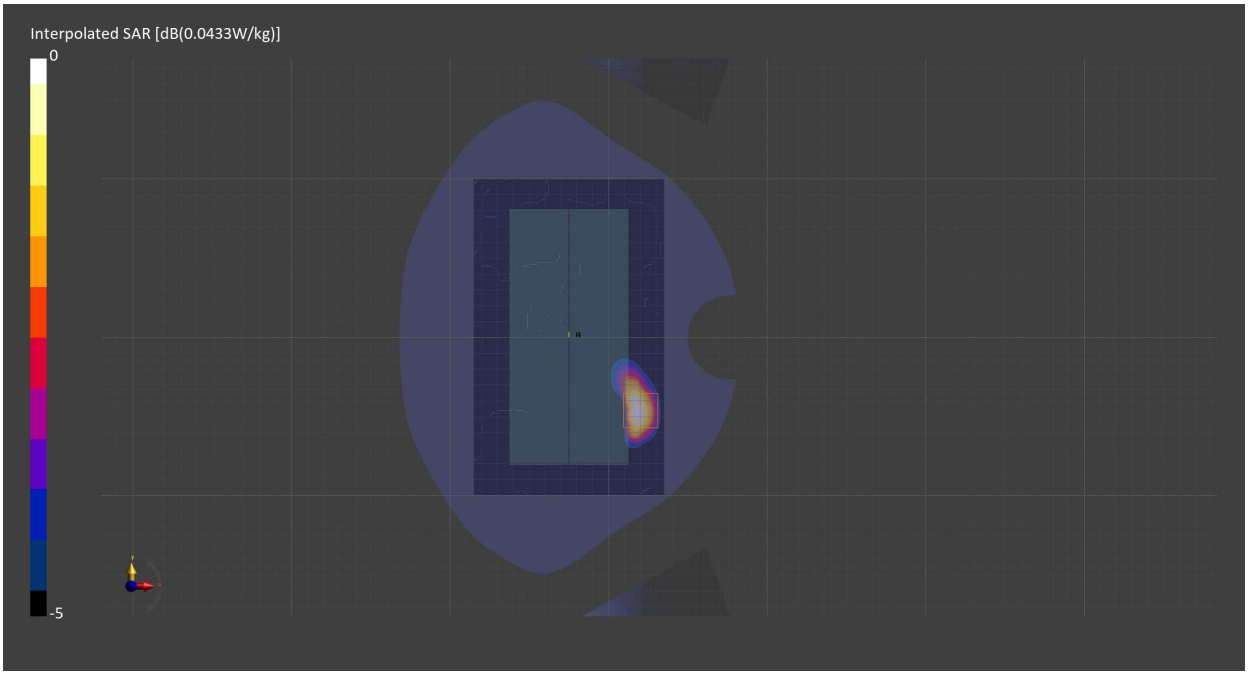

Measurement Report for ISM 2.4 GHz Band, EDGE LEFT, Normal, Bluetooth Chain 0

Exposure Conditions

Band	ISM 2.4 GHz Band	**TSL Permittivity**	41.0
Frequency [MHz] | Channel Number	2480.000 | 78	**TSL Conductivity [S/m]**	1.87
Group | UID	Bluetooth | 10032-CAA	**Phantom Section | TSL**	Flat | HSL
Conversion Factor	7.89	**Test Distance [mm]**	10.00
Communication Configuration	IEEE 802.15.1 Bluetooth (GFSK, DH5)		

Hardware Setup

Probe | Calibration Date	EX3DV4 - SN7710 | 2024-01-16	**Phantom**	Twin-SAM V8.0 (30deg probe tilt) - SN2082
DAE | Calibration Date	DAE4 Sn1357 | 2024-01-09	**TSL | Meas. Date**	HBBL600-10000V6 | 2024-Feb-26

Scans Setup

	Area Scan	**Zoom Scan**
Grid Extents [mm]	51.0 x 200.0	30.0 x 30.0 x 30.0
Grid Steps [mm]	8.5 x 10.0	5.0 x 5.0 x 1.5
Sensor Surface [mm]	3.0	1.4
Graded Grid	N/A	Yes
M2/M1 [%]		81.4
Dist 3dB Peak [mm]		8.0

Measurement Results

	Area Scan	**Zoom Scan**
psSAR1g [W/Kg]	0.127	**0.127**
psSAR10g [W/Kg]	0.055	**0.056**
Power Drift [dB]	0.01	-0.02



Measurement Report for ISM 2.4 GHz Band, BACK, Normal, Bluetooth Chain 1

Exposure Conditions

Band	ISM 2.4 GHz Band	**TSL Permittivity**	41.0
Frequency [MHz] | Channel Number	2441.000 | 39	**TSL Conductivity [S/m]**	1.84
Group | UID	Bluetooth | 10032-CAA	**Phantom Section | TSL**	Flat | HSL
Conversion Factor	7.89	**Test Distance [mm]**	10.00
Communication Configuration	IEEE 802.15.1 Bluetooth (GFSK, DH5)		

Hardware Setup

Probe | Calibration Date	EX3DV4 - SN7710 | 2024-01-16	**Phantom**	Twin-SAM V8.0 (30deg probe tilt) - SN2082
DAE | Calibration Date	DAE4 Sn1357 | 2024-01-09	**TSL | Meas. Date**	HBBL600-10000V6 | 2024-Feb-26

Scans Setup

	Area Scan	**Zoom Scan**
Grid Extents [mm]	120.0 x 200.0	30.0 x 30.0 x 30.0
Grid Steps [mm]	10.0 x 10.0	5.0 x 5.0 x 1.5
Sensor Surface [mm]	3.0	1.4
Graded Grid	N/A	Yes
M2/M1 [%]		79.0
Dist 3dB Peak [mm]		8.3

Measurement Results

	Area Scan	**Zoom Scan**
psSAR1g [W/Kg]	0.156	**0.162**
psSAR10g [W/Kg]	0.074	**0.072**
Power Drift [dB]	-0.00	0.01



Measurement Report for Custom Band, BACK, Normal, NFC

Exposure Conditions

Band	Custom Band	**TSL Permittivity**	54.3
Frequency [MHz] | Channel Number	13.500 | 13500	**TSL Conductivity [S/m]**	0.746
Group | UID	CW | 0--	**Phantom Section | TSL**	Flat | HSL
Conversion Factor	16.02	**Test Distance [mm]**	0.00
Communication Configuration			CW

Hardware Setup

Probe | Calibration Date	EX3DV4 - SN7710 | 2024-01-16	**Phantom**	ELI V8.0 (20deg probe tilt) - SN2081
DAE | Calibration Date	DAE4 Sn1715 | 2024-02-12	**TSL | Meas. Date**	HBBL600-10000V6 | 2024-Feb-29

Scans Setup

	Area Scan	**Zoom Scan**
Grid Extents [mm]	120.0 x 210.0	30.0 x 30.0 x 30.0
Grid Steps [mm]	15.0 x 15.0	2.5 x 2.5 x 1.2
Sensor Surface [mm]	3.0	1.4
Graded Grid	N/A	Yes
M2/M1 [%]		55.4
Dist 3dB Peak [mm]		3.5

Measurement Results

	Area Scan	**Zoom Scan**
psSAR1g [W/Kg]	0.035	**0.039**
psSAR10g [W/Kg]	0.023	**0.013**
Power Drift [dB]	N/A	1.77