SETUP PHOTO EXHIBIT

Report Number: R15110027-EP2

Applicant : Sony Corporation
1-7-1 Konan Minato-ku
Tokyo, 108-0075, Japan

FCC ID : PY7-76709C
PY7-54773M

EUT Description : GSM/WCDMA/LTE/5G Phone with BT, DTS/UNII a/b/g/n/ac/ax, GPS, WPT and NFC

Date Of Issue:
2024-04-16

Prepared by:
UL LLC
12 Laboratory Dr.
Research Triangle Park, NC 27709 U.S.A.
TEL: (919) 549-1400

CERT #0751.05

REPORT REVISION HISTORY

Rev.	Issue Date	Revisions	Revised By
v1	2024-04-16	Initial Issue	Noah Bennett

UL LLC
12 Laboratory Dr., RTP, NC 27709; USA TEL: (919) 549-1400
This report shall not be reproduced except in full, without the written approval of UL LLC

TABLE OF CONTENTS

REPORT REVISION HISTORY **2**

TABLE OF CONTENTS **3**

1. SETUP DIAGRAMS **4**

2. SETUP PHOTOS **5**

END OF TEST REPORT **12**

UL LLC
12 Laboratory Dr., RTP, NC 27709; USA TEL: (919) 549-1400

This report shall not be reproduced except in full, without the written approval of UL LLC

1. SETUP DIAGRAMS

Conducted:

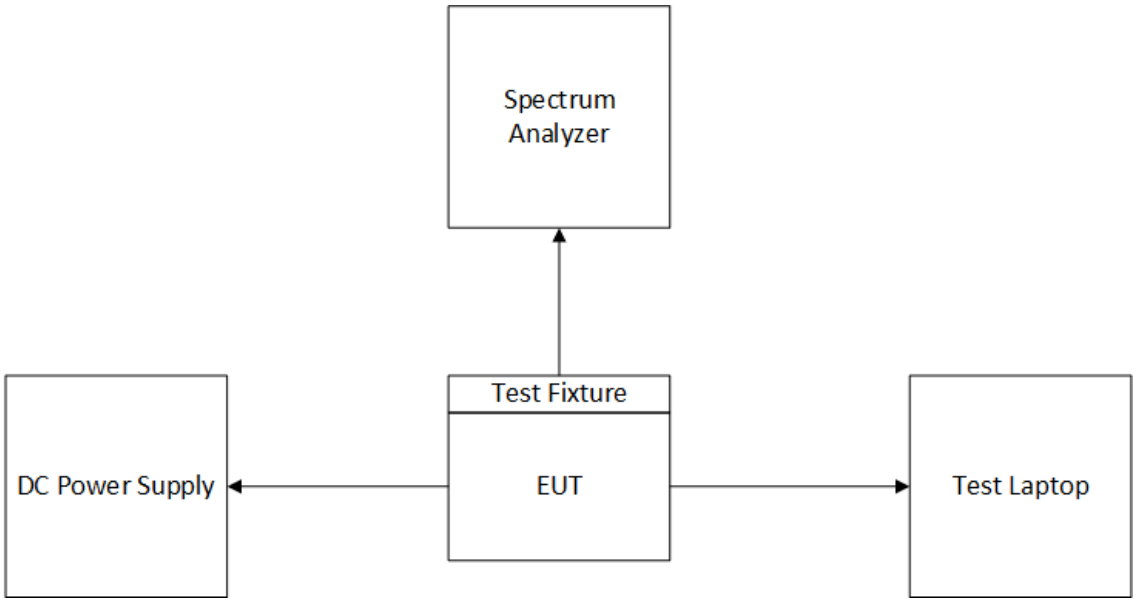

Radiated:

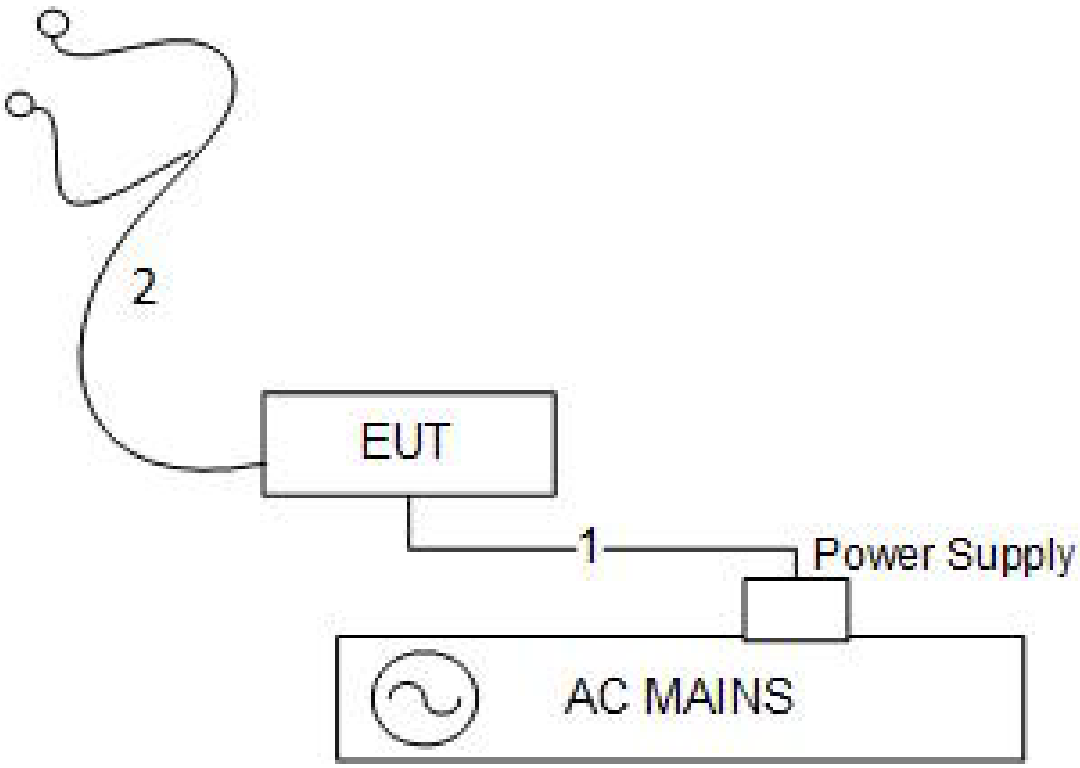

UL LLC
12 Laboratory Dr., RTP, NC 27709; USA TEL: (919) 549-1400
This report shall not be reproduced except in full, without the written approval of UL LLC

2. SETUP PHOTOS

CONDUCTED MEASUREMENT SETUP



UL LLC
12 Laboratory Dr., RTP, NC 27709; USA TEL: (919) 549-1400

This report shall not be reproduced except in full, without the written approval of UL LLC

RADIATED RF MEASUREMENT SETUP



BL30 Setup 0 Degrees
Mid Band (1GHz < F_c < 3GHz) Main 2



BL30 Setup 90 Degrees
Mid Band (1GHz < F_c < 3GHz) Main 2



BL30 Setup Flat
Mid Band (1GHz < F_c < 3GHz) Main 2

BL30 Setup Front
Mid Band (1GHz < F_c < 3GHz) Main 2

UL LLC
12 Laboratory Dr., RTP, NC 27709; USA TEL: (919) 549-1400

This report shall not be reproduced except in full, without the written approval of UL LLC



BL30 Setup 0 Degrees
Mid Band (1GHz < F_c < 3GHz) Sub Antenna



BL30 Setup 90 Degrees
Mid Band (1GHz < F_c < 3GHz) Sub Antenna



BL30 Setup Flat
Mid Band (1GHz < F_c < 3GHz) Sub Antenna



BL30 Setup Front
Mid Band (1GHz < F_c < 3GHz) Sub Antenna

UL LLC
12 Laboratory Dr., RTP, NC 27709; USA TEL: (919) 549-1400

This report shall not be reproduced except in full, without the written approval of UL LLC



BL1G Setup Front
Mid Band (1GHz < F_c < 3GHz) Sub Antenna



BL1G Setup Back
Mid Band (1GHz < F_c < 3GHz) Sub Antenna

UL LLC
12 Laboratory Dr., RTP, NC 27709; USA TEL: (919) 549-1400
This report shall not be reproduced except in full, without the written approval of UL LLC

BL1G Setup Front
Mid Band (1GHz < F_c < 3GHz) Main 2



BL1G Setup Back
Mid Band (1GHz < F_c < 3GHz) Main 2

UL LLC
12 Laboratory Dr., RTP, NC 27709; USA TEL: (919) 549-1400
This report shall not be reproduced except in full, without the written approval of UL LLC



A1G Setup Front
Mid Band (1GHz < F_c < 3GHz) Main 2

A1G Setup Back
Mid Band (1GHz < F_c < 3GHz) Main 2

UL LLC
12 Laboratory Dr., RTP, NC 27709; USA TEL: (919) 549-1400
This report shall not be reproduced except in full, without the written approval of UL LLC



A1G Setup Front
Mid Band (1GHz < F_c < 3GHz) Sub Antenna



A1G Setup Back
Mid Band (1GHz < F_c < 3GHz) Sub Antenna

UL LLC
12 Laboratory Dr., RTP, NC 27709; USA TEL: (919) 549-1400
This report shall not be reproduced except in full, without the written approval of UL LLC

XYZ SETUP PHOTOS



X Orientation



Y Orientation



Z Orientation

END OF TEST REPORT

UL LLC
12 Laboratory Dr., RTP, NC 27709; USA TEL: (919) 549-1400

This report shall not be reproduced except in full, without the written approval of UL LLC