| Mode | 16 | |
|---|---|---|
| | Band Edge - L | |
| | 2400-2483.5_Bluetooth BR_FHSS_CH39_2441MHz | |
| ANT | 7 | |
| Pol. | Vertical | Fundamental |
| Peak | 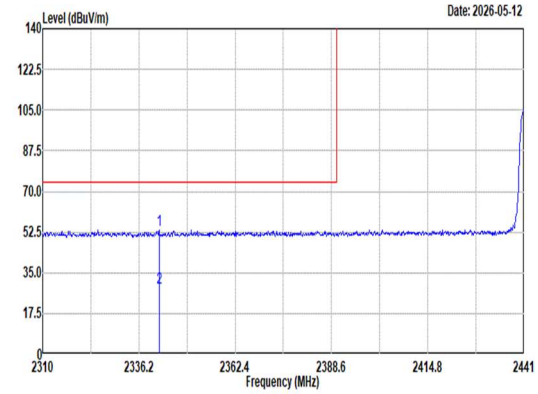 <br>Site : 03CH11-HY<br>Condition: PEAK_BE_74 3m 9120D_01620_250915 VERTICAL<br>: RBW:1000.000kHz VBW:3000.000kHz SWT:Auto<br><br>Freq Level Limit Line Margin Read Level Ant Factor Cable Loss Preamp Factor Aux Factor APos TPos Remark<br>MHz dBuV/m dBuV/m dB dBuV dB/m dB dB dB cm deg<br>1 2341.70 53.51 74.00 -20.49 42.72 27.20 6.58 33.11 10.12 360 178 Peak<br>2 2341.70 28.72 54.00 -25.28 -- -- -- -- -- -- -- AVERAGE | 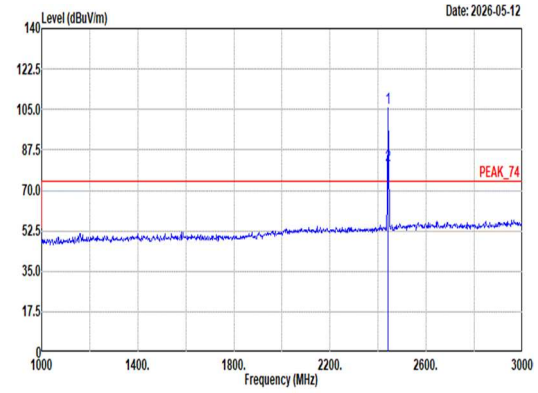 <br>Site : 03CH11-HY<br>Condition: PEAK_74 3m 9120D_01620_250915 VERTICAL<br>: RBW:1000.000kHz VBW:3000.000kHz SWT:Auto<br><br>Freq Level Limit Line Margin Read Level Ant Factor Cable Loss Preamp Factor Aux Factor APos TPos Remark<br>MHz dBuV/m dBuV/m dB dBuV dB/m dB dB dB cm deg<br>1 2441.00 105.47 ------ ------ 94.16 27.50 6.72 33.03 10.12 360 178 Peak<br>2 2441.00 80.68 ------ ------ -- -- -- -- -- -- -- Average |

| Mode | 16 | |
|---|---|---|
| | Band Edge - R | |
| | 2400-2483.5_Bluetooth BR_FHSS_CH39_2441MHz | |
| ANT | 7 | |
| Pol. | Vertical | Fundamental |
| Peak | 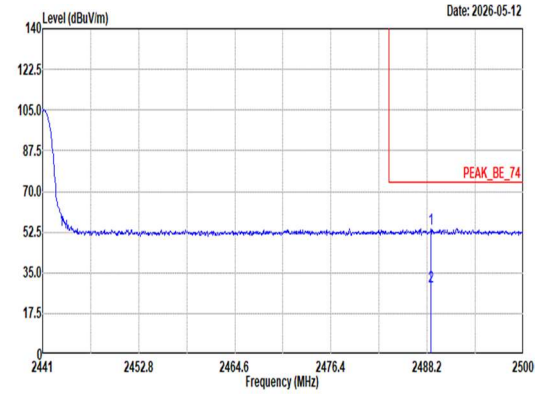 <br>Site : 03CH11-HY<br>Condition: PEAK_BE_74 3m 9120D_01620_250915 VERTICAL<br>: RBW:1000.000kHz VBW:3000.000kHz SWT:Auto<br><br>Freq Level Limit Line Margin Read Level Ant Factor Cable Loss Preamp Factor Aux Factor APos TPos Remark<br>MHz dBuV/m dBuV/m dB dBuV dB/m dB dB dB cm deg<br>1 2488.67 53.71 74.00 -20.29 42.03 27.77 6.79 33.00 10.12 360 178 Peak<br>2 2488.67 28.92 54.00 -25.08 -- -- -- -- -- -- -- AVERAGE | Blank |

| Mode | 16 | |
|---|---|---|
| | Harmonic | |
| | 2400-2483.5_Bluetooth BR_FHSS_CH39_2441MHz | |
| ANT | 7 | |
| Pol. | Horizontal | Vertical |
| Peak<br>Avg | 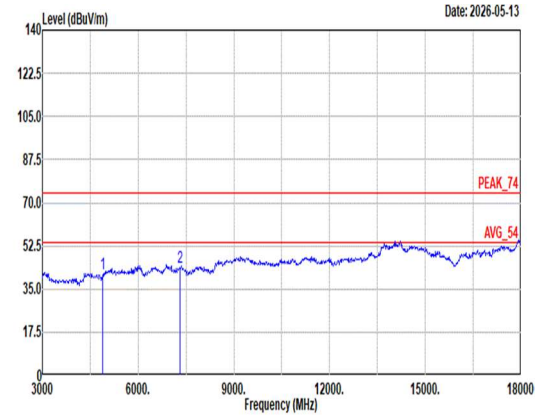 <br><br>Site : 03CH11-HY<br>Condition: PEAK_74 3m 9120D_01620_250915 HORIZONTAL<br>Freq Level Limit Line Margin Read Level Ant Factor Cable Loss Preamp Factor Aux Factor APos TPos Remark<br>MHz dBuV/m dBuV/m dB dBuV dB/m dB dB dB cm deg<br>1 4882.00 41.30 74.00 -32.70 64.15 32.63 10.68 67.11 0.95 -- -- Peak<br>2 7323.00 44.05 74.00 -29.95 59.37 36.81 13.78 66.10 0.19 -- -- Peak | 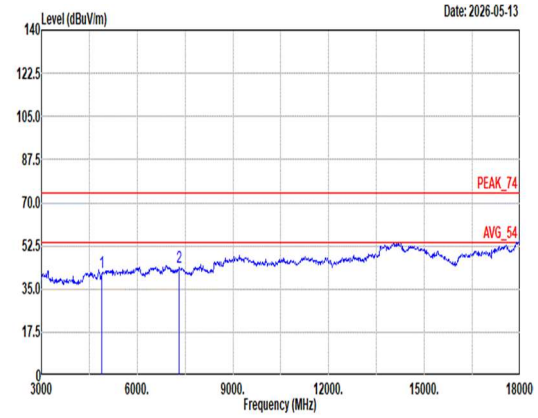 <br><br>Site : 03CH11-HY<br>Condition: PEAK_74 3m 9120D_01620_250915 VERTICAL<br>Freq Level Limit Line Margin Read Level Ant Factor Cable Loss Preamp Factor Aux Factor APos TPos Remark<br>MHz dBuV/m dBuV/m dB dBuV dB/m dB dB dB cm deg<br>1 4882.00 41.64 74.00 -32.36 64.49 32.63 10.68 67.11 0.95 -- -- Peak<br>2 7323.00 44.10 74.00 -29.90 59.42 36.81 13.78 66.10 0.19 -- -- Peak |

| Mode | 16 | |
|---|---|---|
| | Harmonic | |
| | 2400-2483.5_Bluetooth BR_FHSS_CH39_2441MHz | |
| ANT | 7 | |
| Pol. | Horizontal | Vertical |
| 14.47G ~14.5G Avg | 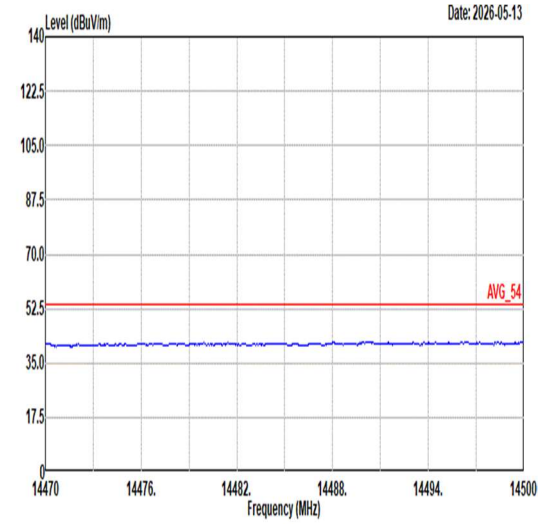 <br>Site : 03CH11-HY<br>Condition: AVG_54 3m 9120D_01620_250915 HORIZONTAL | 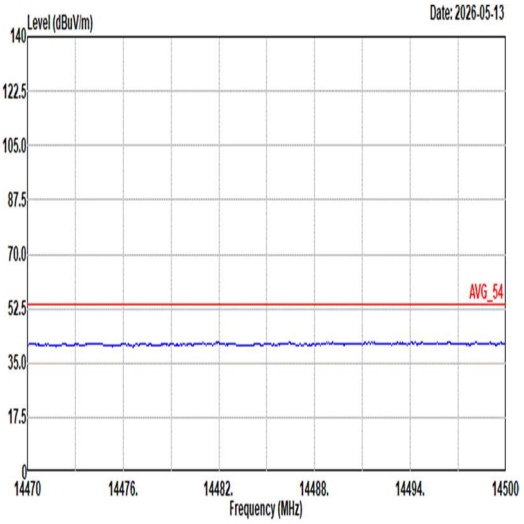 <br>Site : 03CH11-HY<br>Condition: AVG_54 3m 9120D_01620_250915 VERTICAL |
| 17G ~18G Avg | 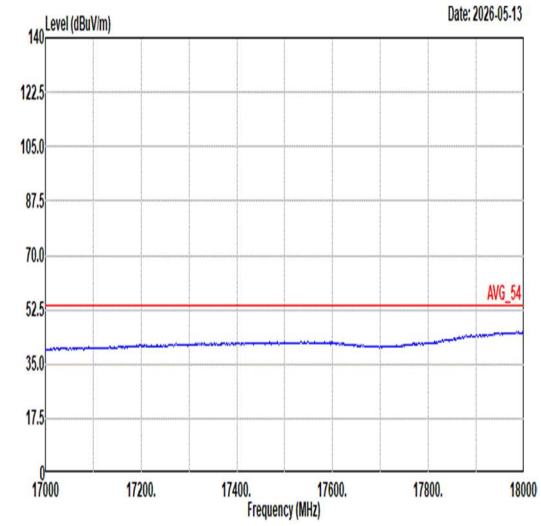 <br>Site : 03CH11-HY<br>Condition: AVG_54 3m 9120D_01620_250915 HORIZONTAL | 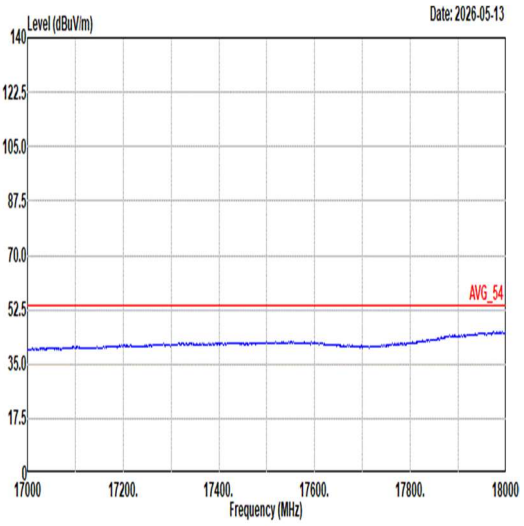 <br>Site : 03CH11-HY<br>Condition: AVG_54 3m 9120D_01620_250915 VERTICAL |

| Mode | 17 | |
|---|---|---|
| | Band Edge | |
| | 2400-2483.5_Bluetooth BR_FHSS_CH78_2480MHz | |
| ANT | 7 | |
| Pol. | Horizontal | Fundamental |
| Peak | 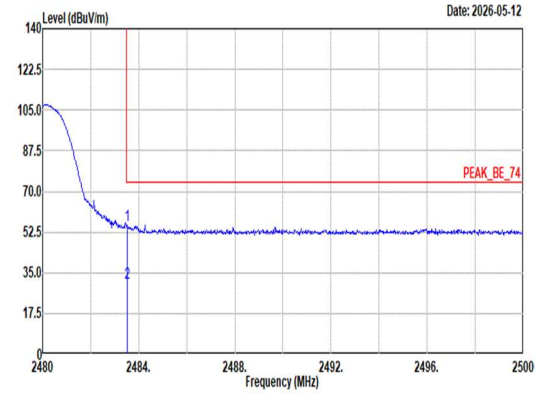 <br>Site : 03CH11-HY<br>Condition: PEAK_BE_74 3m 9120D_01620_250915 HORIZONTAL<br>: RBW:1000.000kHz VBW:3000.000kHz SWT:Auto<br>Freq Level Limit Line Margin Read Level Ant Factor Cable Loss Preamp Factor Aux Factor APos TPos Remark<br>MHz dBuV/m dBuV/m dB dBuV dB/m dB dB dB cm deg<br>1 2483.52 55.56 74.00 -18.44 43.99 27.67 6.78 33.00 10.12 184 143 Peak<br>2 2483.52 30.77 54.00 -23.23 -- -- -- -- -- -- -- AVERAGE | 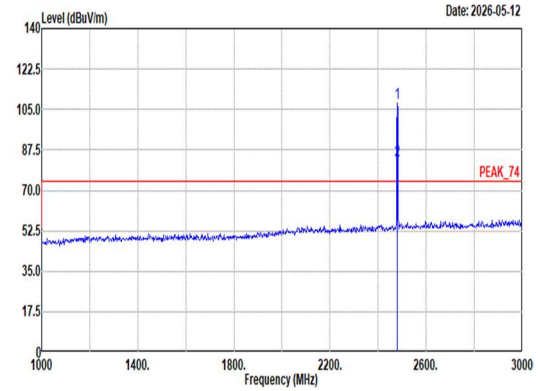 <br>Site : 03CH11-HY<br>Condition: PEAK_74 3m 9120D_01620_250915 HORIZONTAL<br>: RBW:1000.000kHz VBW:3000.000kHz SWT:Auto<br>Freq Level Limit Line Margin Read Level Ant Factor Cable Loss Preamp Factor Aux Factor APos TPos Remark<br>MHz dBuV/m dBuV/m dB dBuV dB/m dB dB dB cm deg<br>1 2480.00 107.72 ------ ------ 96.23 27.60 6.78 33.01 10.12 184 143 Peak<br>2 2480.00 82.93 ------ ------ -- -- -- -- -- -- -- Average |

| Mode | 17 | |
|---|---|---|
| | Band Edge | |
| | 2400-2483.5_Bluetooth BR_FHSS_CH78_2480MHz | |
| ANT | 7 | |
| Pol. | Vertical | Fundamental |
| Peak | 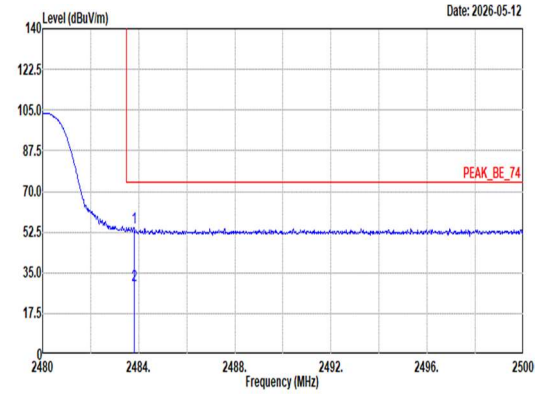 <br>Site : 03CH11-HY<br>Condition: PEAK_BE_74 3m 9120D_01620_250915 VERTICAL<br>: RBW:1000.000kHz VBW:3000.000kHz SWT:Auto<br>Freq Level Limit Line Margin Read Level Ant Factor Cable Loss Preamp Factor Aux Factor APos TPos Remark<br>MHz dBuV/m dBuV/m dB dBuV dB/m dB dB dB cm deg<br>1 2483.80 54.51 74.00 -19.49 42.93 27.68 6.78 33.00 10.12 400 183 Peak<br>2 2483.80 29.72 54.00 -24.28 -- -- -- -- -- -- -- AVERAGE | 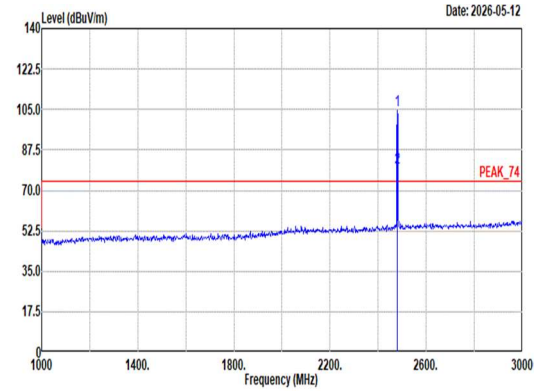 <br>Site : 03CH11-HY<br>Condition: PEAK_74 3m 9120D_01620_250915 VERTICAL<br>: RBW:1000.000kHz VBW:3000.000kHz SWT:Auto<br>Freq Level Limit Line Margin Read Level Ant Factor Cable Loss Preamp Factor Aux Factor APos TPos Remark<br>MHz dBuV/m dBuV/m dB dBuV dB/m dB dB dB cm deg<br>1 2480.00 104.39 ------ ------ 92.90 27.60 6.78 33.01 10.12 400 183 Peak<br>2 2480.00 79.60 ------ ------ -- -- -- -- -- -- -- Average |

| Mode | 17 | |
|---|---|---|
| | Harmonic | |
| | 2400-2483.5_Bluetooth BR_FHSS_CH78_2480MHz | |
| ANT | 7 | |
| Pol. | Horizontal | Vertical |
| Peak<br>Avg | 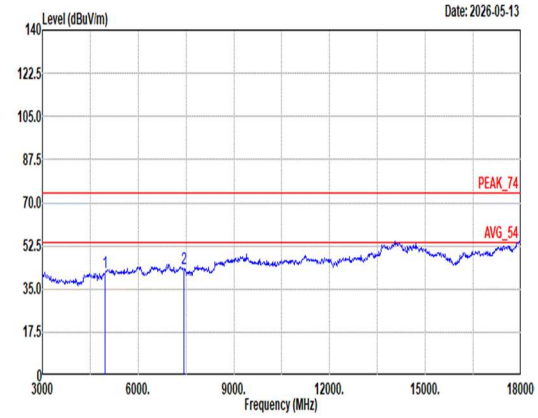 <br><br>Site : 03CH11-HY<br>Condition: PEAK_74 3m 9120D_01620_250915 HORIZONTAL<br>Freq Level Limit Line Margin Read Level Ant Factor Cable Loss Preamp Factor Aux Factor APos TPos Remark<br>MHz dBuV/m dBuV/m dB dBuV dB/m dB dB dB cm deg<br>1 4960.00 41.71 74.00 -32.29 63.80 32.94 11.06 67.05 0.96 -- -- Peak<br>2 7440.00 43.09 74.00 -30.91 58.93 36.30 13.87 66.19 0.18 -- -- Peak | 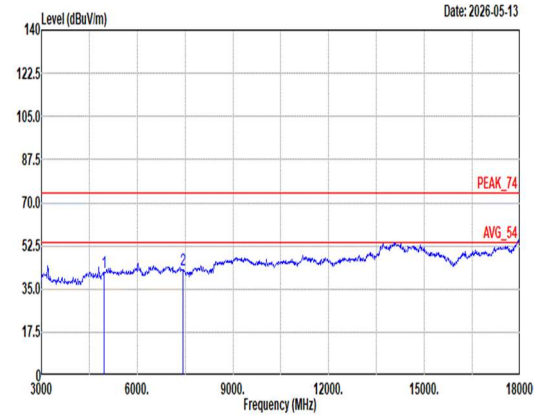 <br><br>Site : 03CH11-HY<br>Condition: PEAK_74 3m 9120D_01620_250915 VERTICAL<br>Freq Level Limit Line Margin Read Level Ant Factor Cable Loss Preamp Factor Aux Factor APos TPos Remark<br>MHz dBuV/m dBuV/m dB dBuV dB/m dB dB dB cm deg<br>1 4960.00 41.92 74.00 -32.08 64.01 32.94 11.06 67.05 0.96 -- -- Peak<br>2 7440.00 42.97 74.00 -31.03 58.81 36.30 13.87 66.19 0.18 -- -- Peak |

| Mode | 17 | |
|---|---|---|
| | Harmonic | |
| | 2400-2483.5_Bluetooth BR_FHSS_CH78_2480MHz | |
| ANT | 7 | |
| Pol. | Horizontal | Vertical |
| 14.47G ~14.5G Avg | 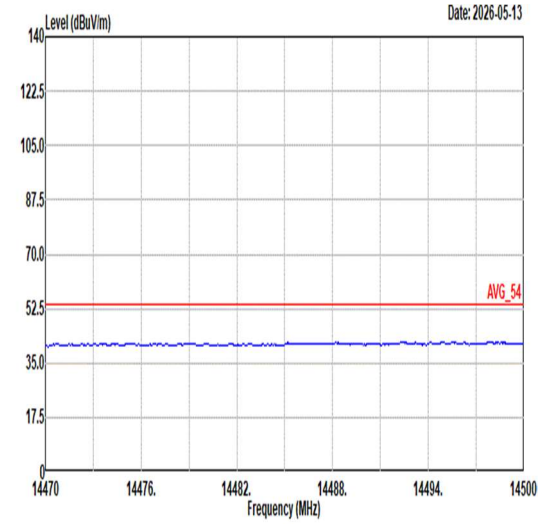 <br>Site : 03CH11-HY<br>Condition: AVG_54 3m 9120D_01620_250915 HORIZONTAL | 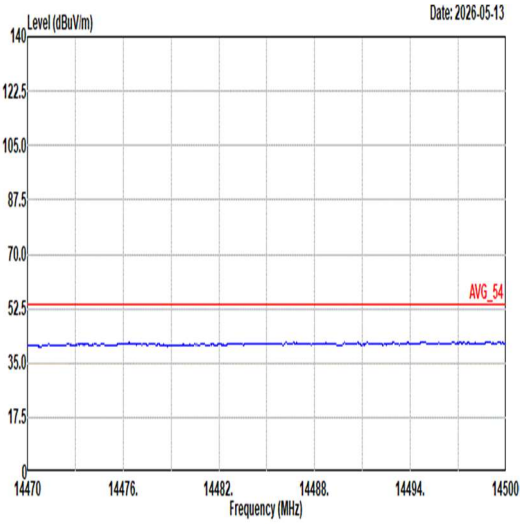 <br>Site : 03CH11-HY<br>Condition: AVG_54 3m 9120D_01620_250915 VERTICAL |
| 17G ~18G Avg | 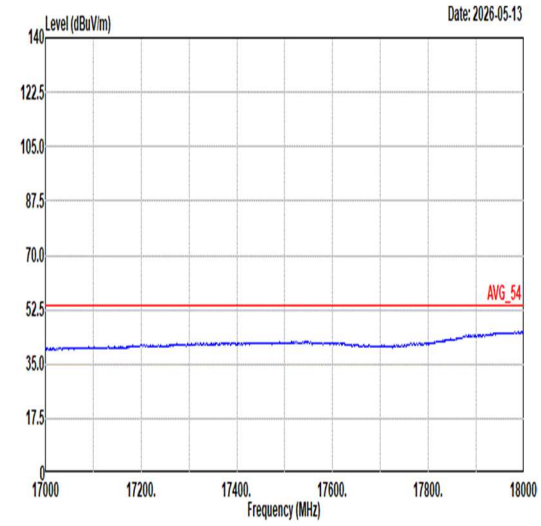 <br>Site : 03CH11-HY<br>Condition: AVG_54 3m 9120D_01620_250915 HORIZONTAL | 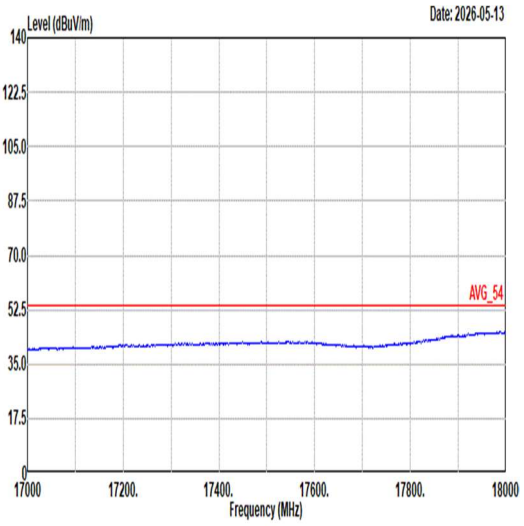 <br>Site : 03CH11-HY<br>Condition: AVG_54 3m 9120D_01620_250915 VERTICAL |

| Mode | 18 | |
|---|---|---|
| | Band Edge | |
| | 2400-2483.5_Bluetooth BR_FHSS_CH00_2402MHz | |
| ANT | 7 | |
| Pol. | Horizontal | Fundamental |
| Peak | 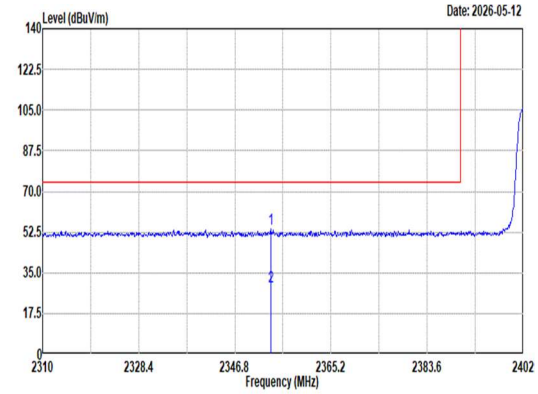 <br>Site : 03CH11-HY<br>Condition: PEAK_BE_74 3m 9120D_01620_250915 HORIZONTAL<br>: RBW:1000.000kHz VBW:3000.000kHz SWT:Auto<br><br>Freq Level Limit Line Margin Read Level Ant Factor Cable Loss Preamp Factor Aux Factor APos TPos Remark<br>MHz dBuV/m dBuV/m dB dBuV dB/m dB dB dB cm deg<br>1 2353.70 53.67 74.00 -20.33 42.85 27.20 6.60 33.10 10.12 100 173 Peak<br>2 2353.70 28.88 54.00 -25.12 -- -- -- -- -- -- -- AVERAGE | 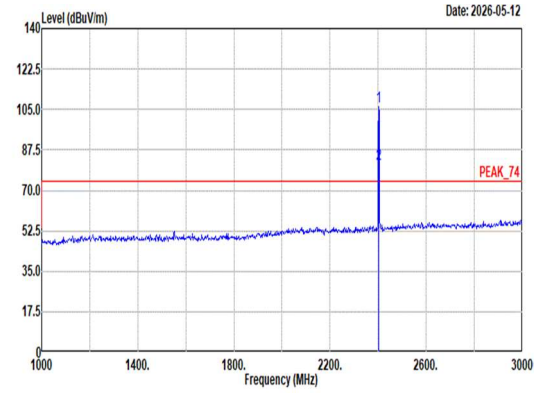 <br>Site : 03CH11-HY<br>Condition: PEAK_74 3m 9120D_01620_250915 HORIZONTAL<br>: RBW:1000.000kHz VBW:3000.000kHz SWT:Auto<br><br>Freq Level Limit Line Margin Read Level Ant Factor Cable Loss Preamp Factor Aux Factor APos TPos Remark<br>MHz dBuV/m dBuV/m dB dBuV dB/m dB dB dB cm deg<br>1 2402.00 106.32 ------ ------ 95.28 27.32 6.66 33.06 10.12 100 173 Peak<br>2 2402.00 81.53 ------ ------ -- -- -- -- -- -- -- Average |

| Mode | 18 | |
|---|---|---|
| | Band Edge | |
| | 2400-2483.5_Bluetooth BR_FHSS_CH00_2402MHz | |
| ANT | 7 | |
| Pol. | Vertical | Fundamental |
| Peak | 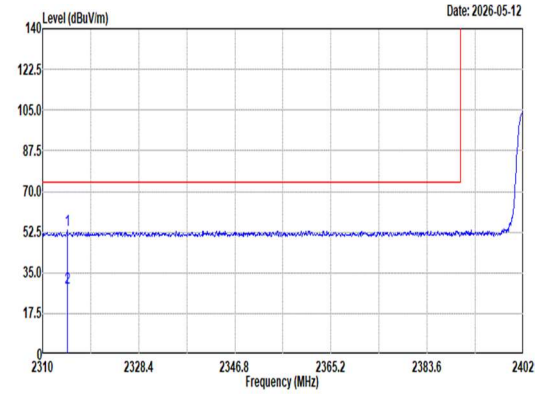 <br>Site : 03CH11-HY<br>Condition: PEAK_BE_74 3m 9120D_01620_250915 VERTICAL<br>: RBW:1000.000kHz VBW:3000.000kHz SWT:Auto<br><br>Freq Level Limit Line Margin Read Level Ant Factor Cable Loss Preamp Factor Aux Factor APos TPos Remark<br>MHz dBuV/m dBuV/m dB dBuV dB/m dB dB dB cm deg<br>1 2314.69 53.49 74.00 -20.51 42.76 27.20 6.54 33.13 10.12 364 181 Peak<br>2 2314.69 28.70 54.00 -25.30 -- -- -- -- -- -- -- AVERAGE | 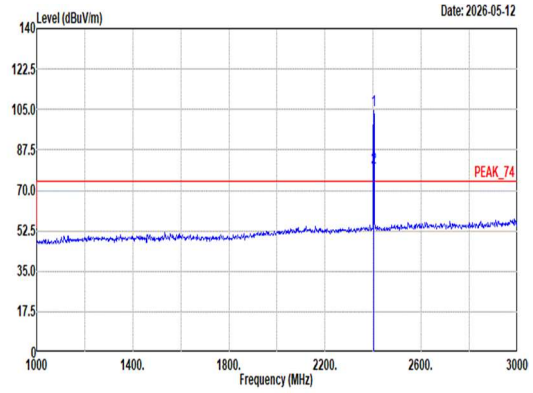 <br>Site : 03CH11-HY<br>Condition: PEAK_74 3m 9120D_01620_250915 VERTICAL<br>: RBW:1000.000kHz VBW:3000.000kHz SWT:Auto<br><br>Freq Level Limit Line Margin Read Level Ant Factor Cable Loss Preamp Factor Aux Factor APos TPos Remark<br>MHz dBuV/m dBuV/m dB dBuV dB/m dB dB dB cm deg<br>1 2402.00 104.62 ------ ------ 93.58 27.32 6.66 33.06 10.12 364 181 Peak<br>2 2402.00 79.83 ------ ------ -- -- -- -- -- -- -- Average |

| Mode | 18 | |
|---|---|---|
| | Harmonic | |
| | 2400-2483.5_Bluetooth BR_FHSS_CH00_2402MHz | |
| ANT | 7 | |
| Pol. | Horizontal | Vertical |
| Peak<br>Avg | 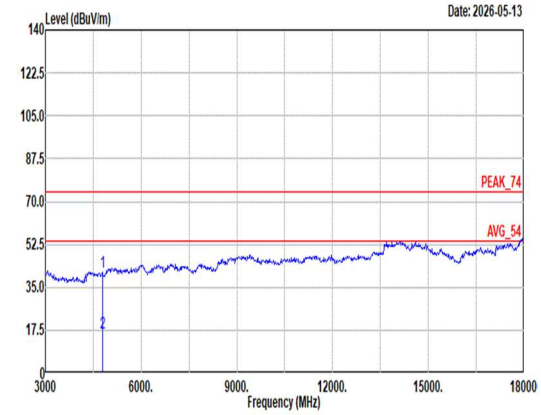 <br><br>Site : 03CH11-HY<br>Condition: PEAK_74 3m 9120D_01620_250915 HORIZONTAL<br>Freq Level Limit Line Margin Read Level Ant Factor Cable Loss Preamp Factor Aux Factor APos TPos Remark<br>MHz dBuV/m dBuV/m dB dBuV dB/m dB dB dB cm deg<br>1 4804.00 41.01 74.00 -32.99 64.62 32.32 10.29 67.17 0.95 -- -- Peak<br>2 4804.00 16.22 54.00 -37.78 -- -- -- -- -- -- -- Average | 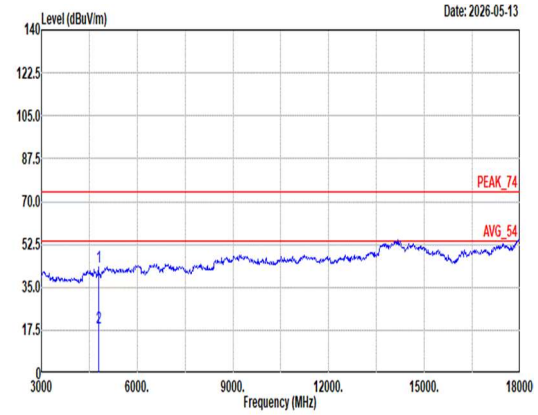 <br><br>Site : 03CH11-HY<br>Condition: PEAK_74 3m 9120D_01620_250915 VERTICAL<br>Freq Level Limit Line Margin Read Level Ant Factor Cable Loss Preamp Factor Aux Factor APos TPos Remark<br>MHz dBuV/m dBuV/m dB dBuV dB/m dB dB dB cm deg<br>1 4804.00 43.23 74.00 -30.77 66.84 32.32 10.29 67.17 0.95 133 355 Peak<br>2 4804.00 18.44 54.00 -35.56 -- -- -- -- -- -- -- Average |

| Mode | 18 | |
|---|---|---|
| | Harmonic | |
| | 2400-2483.5_Bluetooth BR_FHSS_CH00_2402MHz | |
| ANT | 7 | |
| Pol. | Horizontal | Vertical |
| 14.47G ~14.5G Avg | 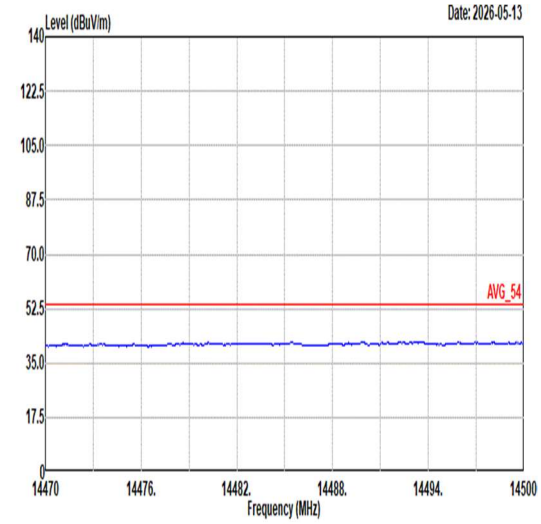 <br>Site : 03CH11-HY<br>Condition: AVG_54 3m 9120D_01620_250915 HORIZONTAL | 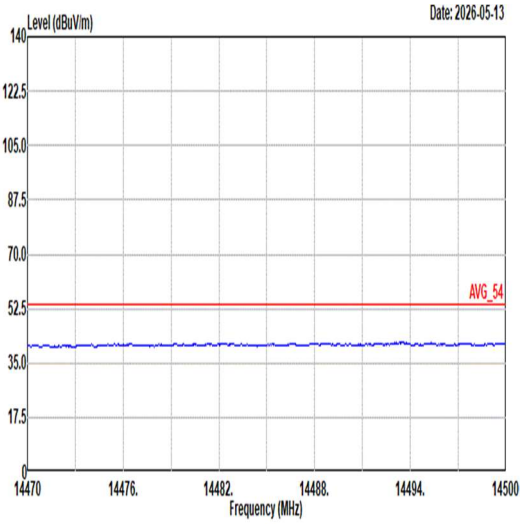 <br>Site : 03CH11-HY<br>Condition: AVG_54 3m 9120D_01620_250915 VERTICAL |
| 17G ~18G Avg | 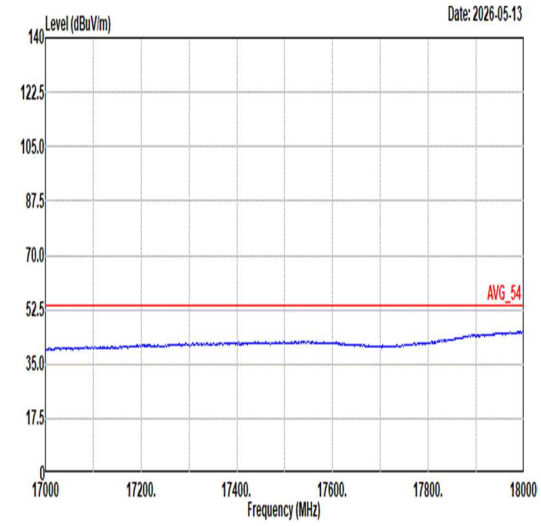 <br>Site : 03CH11-HY<br>Condition: AVG_54 3m 9120D_01620_250915 HORIZONTAL | 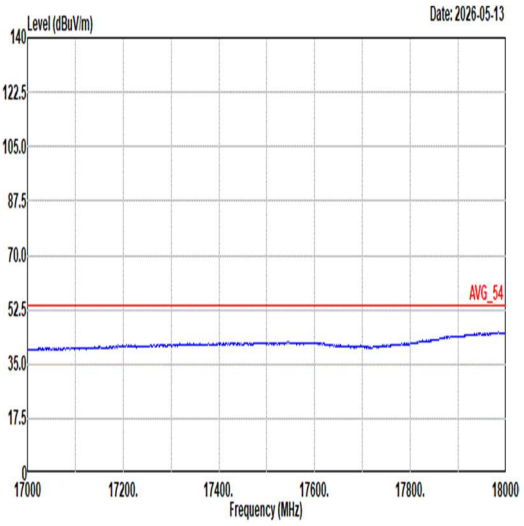 <br>Site : 03CH11-HY<br>Condition: AVG_54 3m 9120D_01620_250915 VERTICAL |

| Mode | 19 | |
|---|---|---|
| | Band Edge - L | |
| | 2400-2483.5_Bluetooth BR_FHSS_CH39_2441MHz | |
| ANT | 7 | |
| Pol. | Horizontal | Fundamental |
| Peak | 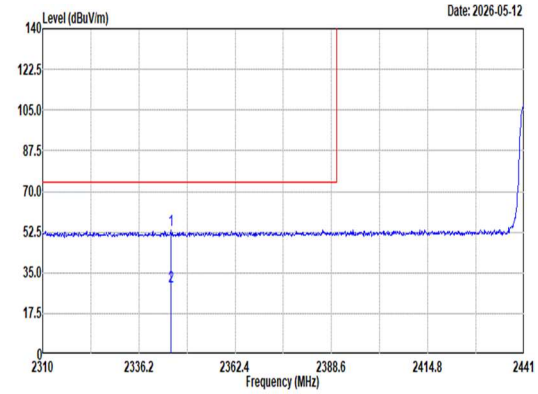 <br>Site : 03CH11-HY<br>Condition: PEAK_BE_74 3m 9120D_01620_250915 HORIZONTAL<br>: RBW:1000.000kHz VBW:3000.000kHz SWT:Auto<br><br>Freq Level Limit Line Margin Read Level Ant Factor Cable Loss Preamp Factor Aux Factor APos TPos Remark<br>MHz dBuV/m dBuV/m dB dBuV dB/m dB dB dB cm deg<br>1 2344.85 53.62 74.00 -20.38 42.83 27.20 6.58 33.11 10.12 142 173 Peak<br>2 2344.85 28.83 54.00 -25.17 -- -- -- -- -- -- -- AVERAGE | 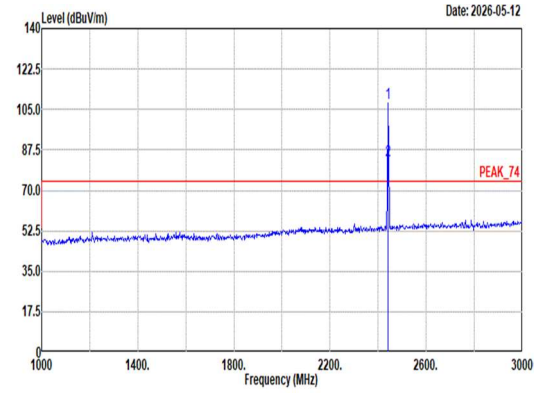 <br>Site : 03CH11-HY<br>Condition: PEAK_74 3m 9120D_01620_250915 HORIZONTAL<br>: RBW:1000.000kHz VBW:3000.000kHz SWT:Auto<br><br>Freq Level Limit Line Margin Read Level Ant Factor Cable Loss Preamp Factor Aux Factor APos TPos Remark<br>MHz dBuV/m dBuV/m dB dBuV dB/m dB dB dB cm deg<br>1 2441.00 107.80 ------ ------ 96.49 27.50 6.72 33.03 10.12 142 173 Peak<br>2 2441.00 83.01 ------ ------ -- -- -- -- -- -- -- Average |

| Mode | 19 | |
|---|---|---|
| | Band Edge - R | |
| | 2400-2483.5_Bluetooth BR_FHSS_CH39_2441MHz | |
| ANT | 7 | |
| Pol. | Horizontal | Fundamental |
| Peak | 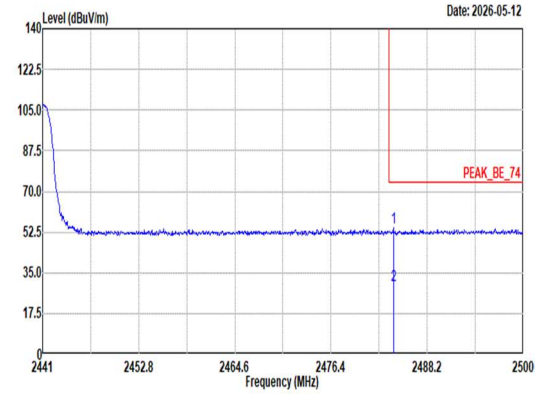 <br>Site : 03CH11-HY<br>Condition: PEAK_BE_74 3m 9120D_01620_250915 HORIZONTAL<br>: RBW:1000.000kHz VBW:3000.000kHz SWT:Auto<br><br>Freq Level Limit Line Margin Read Level Ant Factor Cable Loss Preamp Factor Aux Factor APos TPos Remark<br>MHz dBuV/m dBuV/m dB dBuV dB/m dB dB dB cm deg<br>1 2484.07 54.45 74.00 -19.55 42.87 27.68 6.78 33.00 10.12 142 173 Peak<br>2 2484.07 29.66 54.00 -24.34 -- -- -- -- -- -- -- AVERAGE | Blank |

| Mode | 19 | |
|---|---|---|
| | Band Edge - L | |
| | 2400-2483.5_Bluetooth BR_FHSS_CH39_2441MHz | |
| ANT | 7 | |
| Pol. | Vertical | Fundamental |
| Peak | 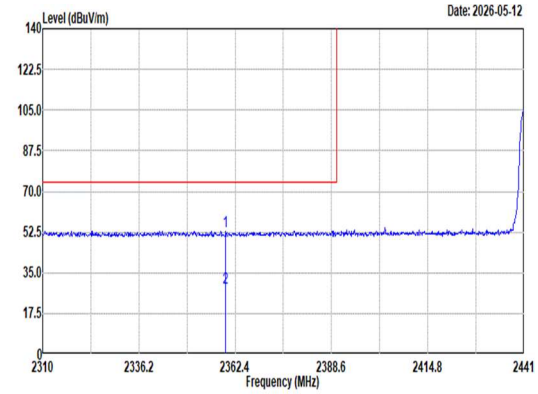 <br>Site : 03CH11-HY<br>Condition: PEAK_BE_74 3m 9120D_01620_250915 VERTICAL<br>: RBW:1000.000kHz VBW:3000.000kHz SWT:Auto<br><br>Freq Level Limit Line Margin Read Level Ant Factor Cable Loss Preamp Factor Aux Factor APos TPos Remark<br>MHz dBuV/m dBuV/m dB dBuV dB/m dB dB dB cm deg<br>1 2359.78 53.06 74.00 -20.94 42.24 27.20 6.60 33.10 10.12 360 177 Peak<br>2 2359.78 28.27 54.00 -25.73 -- -- -- -- -- -- -- AVERAGE | 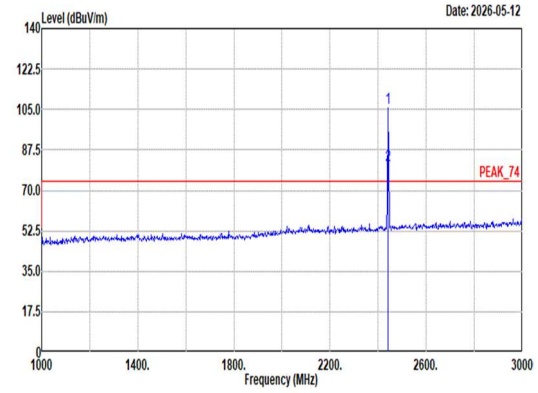 <br>Site : 03CH11-HY<br>Condition: PEAK_74 3m 9120D_01620_250915 VERTICAL<br>: RBW:1000.000kHz VBW:3000.000kHz SWT:Auto<br><br>Freq Level Limit Line Margin Read Level Ant Factor Cable Loss Preamp Factor Aux Factor APos TPos Remark<br>MHz dBuV/m dBuV/m dB dBuV dB/m dB dB dB cm deg<br>1 2441.00 105.69 ------ ------ 94.38 27.50 6.72 33.03 10.12 360 177 Peak<br>2 2441.00 80.90 ------ ------ -- -- -- -- -- -- -- Average |

| Mode | 19 | |
|---|---|---|
| | Band Edge - R | |
| | 2400-2483.5_Bluetooth BR_FHSS_CH39_2441MHz | |
| ANT | 7 | |
| Pol. | Vertical | Fundamental |
| Peak | 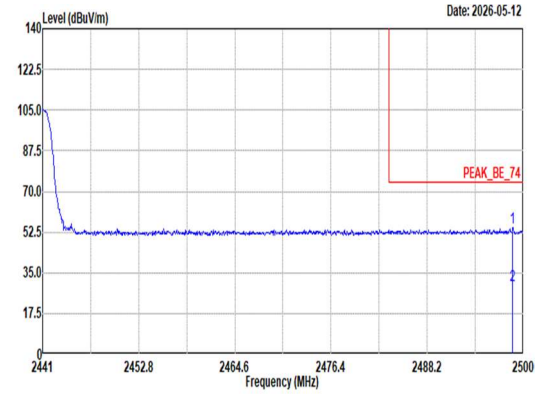 <br>Site : 03CH11-HY<br>Condition: PEAK_BE_74 3m 9120D_01620_250915 VERTICAL<br>: RBW:1000.000kHz VBW:3000.000kHz SWT:Auto<br><br>Freq Level Limit Line Margin Read Level Ant Factor Cable Loss Preamp Factor Aux Factor APos TPos Remark<br>MHz dBuV/m dBuV/m dB dBuV dB/m dB dB dB cm deg<br>1 2498.70 54.38 74.00 -19.62 42.65 27.80 6.80 32.99 10.12 360 177 Peak<br>2 2498.70 29.59 54.00 -24.41 -- -- -- -- -- -- -- AVERAGE | Blank |

| Mode | 19 | |
|---|---|---|
| | Harmonic | |
| | 2400-2483.5_Bluetooth BR_FHSS_CH39_2441MHz | |
| ANT | 7 | |
| Pol. | Horizontal | Vertical |
| Peak<br>Avg | 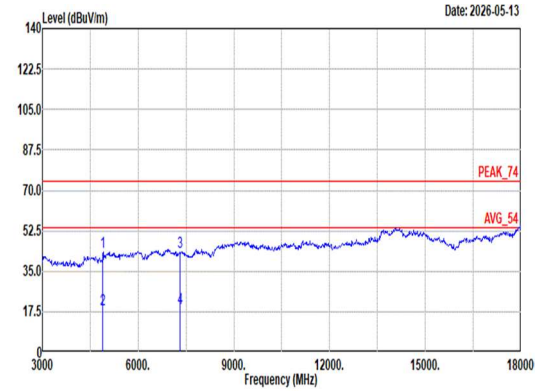 <br><br>Site : 03CH11-HY<br>Condition: PEAK_74 3m 9120D_01620_250915 HORIZONTAL<br><br>Freq Level Limit Line Margin Read Level Ant Factor Cable Loss Preamp Factor Aux Factor APos TPos Remark<br>MHz dBuV/m dBuV/m dB dBuV dB/m dB dB dB cm deg<br>1 4882.00 43.31 74.00 -30.69 66.16 32.63 10.68 67.11 0.95 150 20 Peak<br>2 4882.00 18.52 54.00 -35.48 -- -- -- -- -- -- -- Average<br>3 7323.00 43.56 74.00 -30.44 58.88 36.81 13.78 66.10 0.19 -- -- Peak<br>4 7323.00 18.77 54.00 -35.23 -- -- -- -- -- -- -- Average | 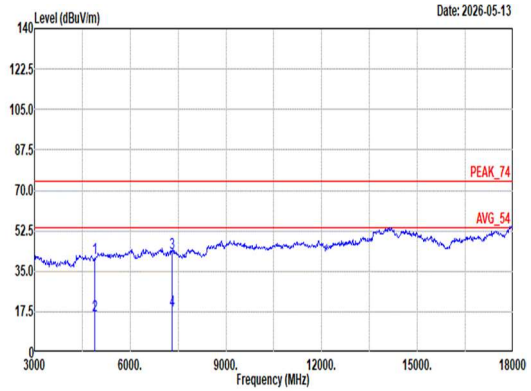 <br><br>Site : 03CH11-HY<br>Condition: PEAK_74 3m 9120D_01620_250915 VERTICAL<br><br>Freq Level Limit Line Margin Read Level Ant Factor Cable Loss Preamp Factor Aux Factor APos TPos Remark<br>MHz dBuV/m dBuV/m dB dBuV dB/m dB dB dB cm deg<br>1 4882.00 40.57 74.00 -33.43 63.42 32.63 10.68 67.11 0.95 -- -- Peak<br>2 4882.00 15.78 54.00 -38.22 -- -- -- -- -- -- -- Average<br>3 7323.00 42.87 74.00 -31.13 58.19 36.81 13.78 66.10 0.19 -- -- Peak<br>4 7323.00 18.08 54.00 -35.92 -- -- -- -- -- -- -- Average |

| Mode | 19 | |
|---|---|---|
| | Harmonic | |
| | 2400-2483.5_Bluetooth BR_FHSS_CH39_2441MHz | |
| ANT | 7 | |
| Pol. | Horizontal | Vertical |
| 14.47G ~14.5G Avg | 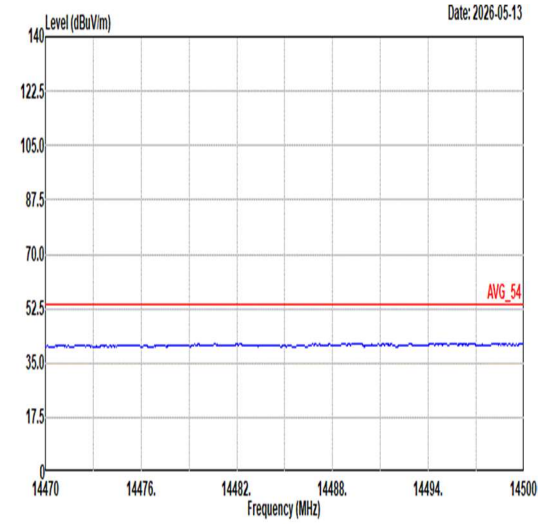 <br>Site : 03CH11-HY<br>Condition: AVG_54 3m 9120D_01620_250915 HORIZONTAL | 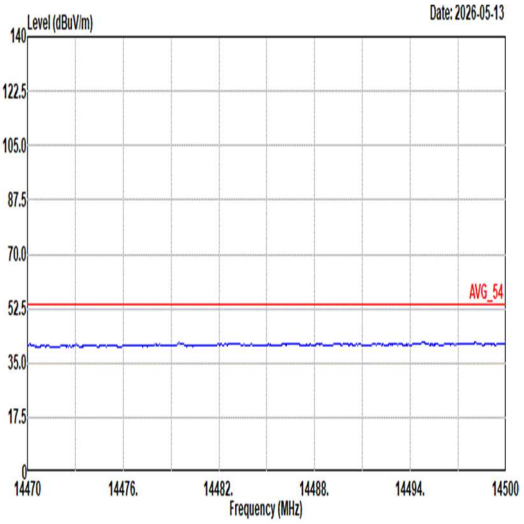 <br>Site : 03CH11-HY<br>Condition: AVG_54 3m 9120D_01620_250915 VERTICAL |
| 17G ~18G Avg | 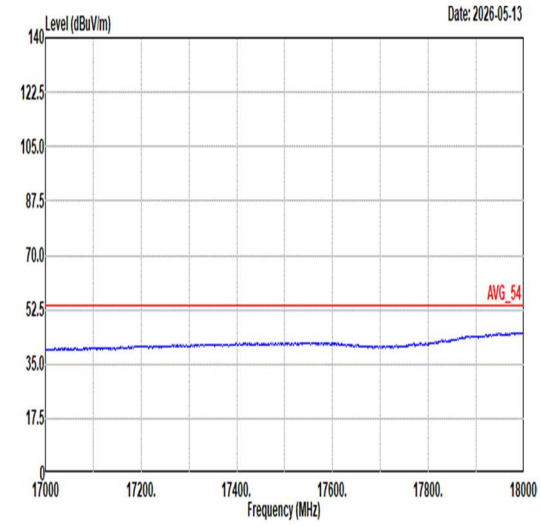 <br>Site : 03CH11-HY<br>Condition: AVG_54 3m 9120D_01620_250915 HORIZONTAL | 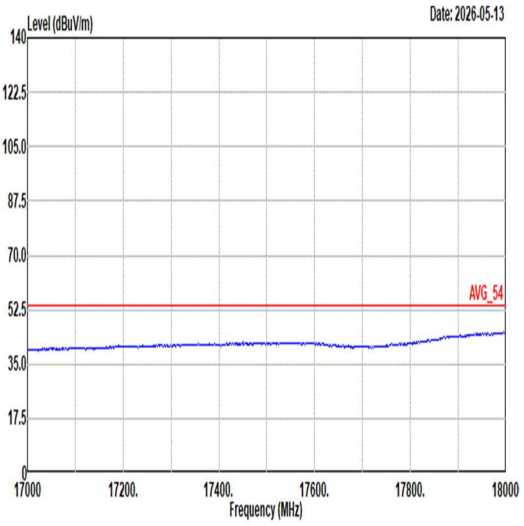 <br>Site : 03CH11-HY<br>Condition: AVG_54 3m 9120D_01620_250915 VERTICAL |

| Mode | 20 | |
|---|---|---|
| | Band Edge | |
| | 2400-2483.5_Bluetooth BR_FHSS_CH78_2480MHz | |
| ANT | 7 | |
| Pol. | Horizontal | Fundamental |
| Peak | 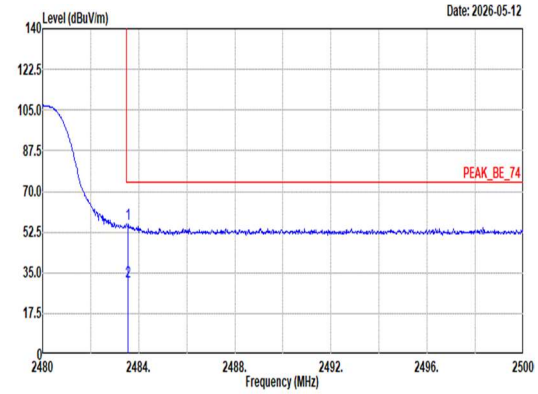 <br>Site : 03CH11-HY<br>Condition: PEAK_BE_74 3m 9120D_01620_250915 HORIZONTAL<br>: RBW:1000.000kHz VBW:3000.000kHz SWT:Auto<br><br>Freq Level Limit Line Margin Read Level Ant Factor Cable Loss Preamp Factor Aux Factor APos TPos Remark<br>MHz dBuV/m dBuV/m dB dBuV dB/m dB dB dB cm deg<br>1 2483.56 55.86 74.00 -18.14 44.29 27.67 6.78 33.00 10.12 100 177 Peak<br>2 2483.56 31.07 54.00 -22.93 -- -- -- -- -- -- -- AVERAGE | 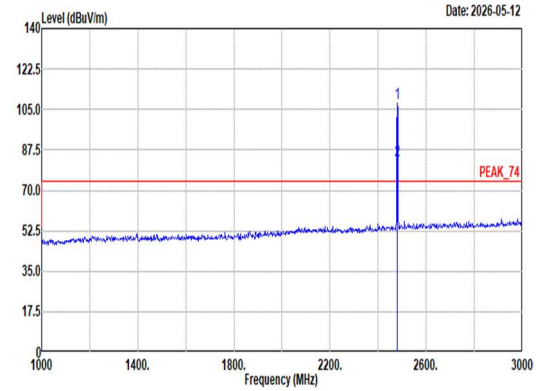 <br>Site : 03CH11-HY<br>Condition: PEAK_74 3m 9120D_01620_250915 HORIZONTAL<br>: RBW:1000.000kHz VBW:3000.000kHz SWT:Auto<br><br>Freq Level Limit Line Margin Read Level Ant Factor Cable Loss Preamp Factor Aux Factor APos TPos Remark<br>MHz dBuV/m dBuV/m dB dBuV dB/m dB dB dB cm deg<br>1 2480.00 107.77 ------ ------ 96.28 27.60 6.78 33.01 10.12 100 177 Peak<br>2 2480.00 82.98 ------ ------ -- -- -- -- -- -- -- Average |

| Mode | 20 | |
|---|---|---|
| | Band Edge | |
| | 2400-2483.5_Bluetooth BR_FHSS_CH78_2480MHz | |
| ANT | 7 | |
| Pol. | Vertical | Fundamental |
| Peak | 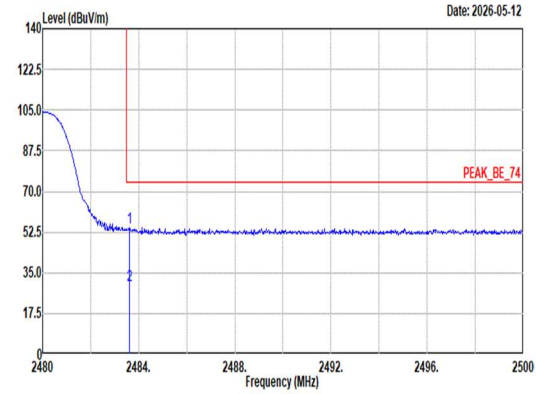 <br>Site : 03CH11-HY<br>Condition: PEAK_BE_74 3m 9120D_01620_250915 VERTICAL<br>: RBW:1000.000kHz VBW:3000.000kHz SWT:Auto<br><br>Freq Level Limit Line Margin Read Level Ant Factor Cable Loss Preamp Factor Aux Factor APos TPos Remark<br>MHz dBuV/m dBuV/m dB dBuV dB/m dB dB dB cm deg<br>1 2483.62 54.56 74.00 -19.44 42.99 27.67 6.78 33.00 10.12 400 183 Peak<br>2 2483.62 29.77 54.00 -24.23 -- -- -- -- -- -- -- AVERAGE | 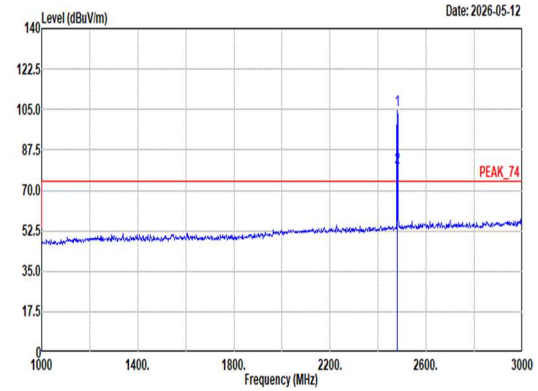 <br>Site : 03CH11-HY<br>Condition: PEAK_74 3m 9120D_01620_250915 VERTICAL<br>: RBW:1000.000kHz VBW:3000.000kHz SWT:Auto<br><br>Freq Level Limit Line Margin Read Level Ant Factor Cable Loss Preamp Factor Aux Factor APos TPos Remark<br>MHz dBuV/m dBuV/m dB dBuV dB/m dB dB dB cm deg<br>1 2480.00 104.78 ------ ------ 93.29 27.60 6.78 33.01 10.12 400 183 Peak<br>2 2480.00 79.99 ------ ------ -- -- -- -- -- -- -- Average |

| Mode | 20 | |
|---|---|---|
| | Harmonic | |
| | 2400-2483.5_Bluetooth BR_FHSS_CH78_2480MHz | |
| ANT | 7 | |
| Pol. | Horizontal | Vertical |
| Peak<br>Avg | 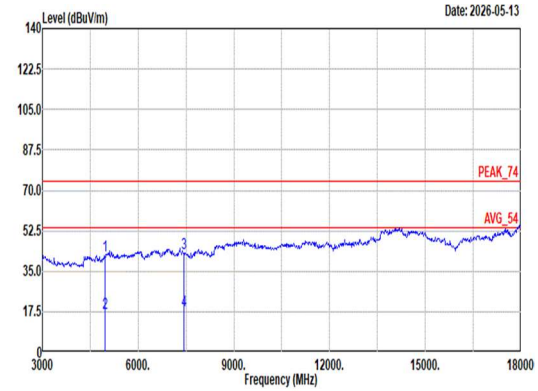 <br><br>Site : 03CH11-HY<br>Condition: PEAK_74 3m 9120D_01620_250915 HORIZONTAL<br>Freq Level Limit Line Margin Read Level Ant Factor Cable Loss Preamp Factor Aux Factor APos TPos Remark<br>1 4960.00 41.51 74.00 -32.49 63.60 32.94 11.06 67.05 0.96 -- -- Peak<br>2 4960.00 16.72 54.00 -37.28 -- -- -- -- -- -- -- Average<br>3 7440.00 42.86 74.00 -31.14 58.70 36.30 13.87 66.19 0.18 -- -- Peak<br>4 7440.00 18.07 54.00 -35.93 -- -- -- -- -- -- -- Average | 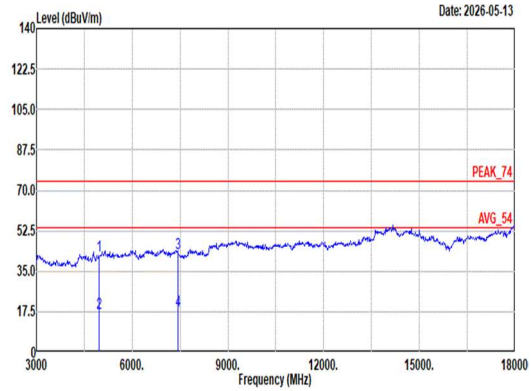 <br><br>Site : 03CH11-HY<br>Condition: PEAK_74 3m 9120D_01620_250915 VERTICAL<br>Freq Level Limit Line Margin Read Level Ant Factor Cable Loss Preamp Factor Aux Factor APos TPos Remark<br>1 4960.00 41.88 74.00 -32.12 63.97 32.94 11.06 67.05 0.96 -- -- Peak<br>2 4960.00 17.09 54.00 -36.91 -- -- -- -- -- -- -- Average<br>3 7440.00 42.92 74.00 -31.08 58.76 36.30 13.87 66.19 0.18 -- -- Peak<br>4 7440.00 18.13 54.00 -35.87 -- -- -- -- -- -- -- Average |

| Mode | 20 | |
|---|---|---|
| | Harmonic | |
| | 2400-2483.5_Bluetooth BR_FHSS_CH78_2480MHz | |
| ANT | 7 | |
| Pol. | Horizontal | Vertical |
| 14.47G ~14.5G Avg | 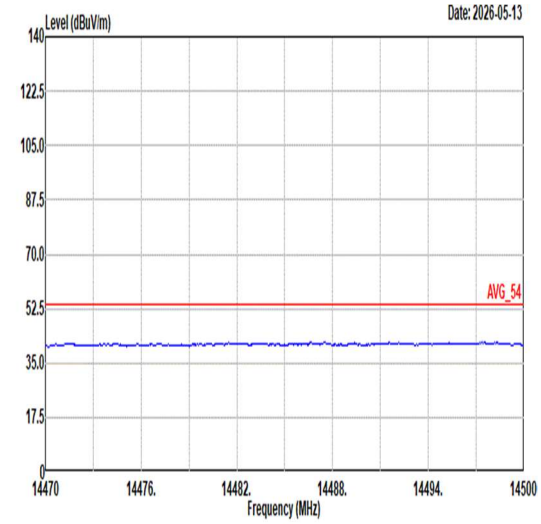 <br>Site : 03CH11-HY<br>Condition: AVG_54 3m 9120D_01620_250915 HORIZONTAL | 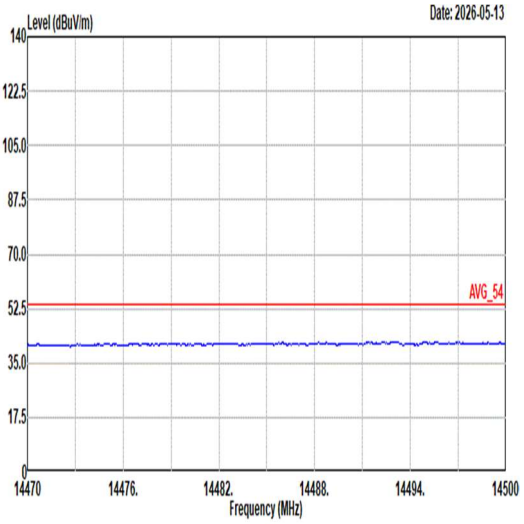 <br>Site : 03CH11-HY<br>Condition: AVG_54 3m 9120D_01620_250915 VERTICAL |
| 17G ~18G Avg | 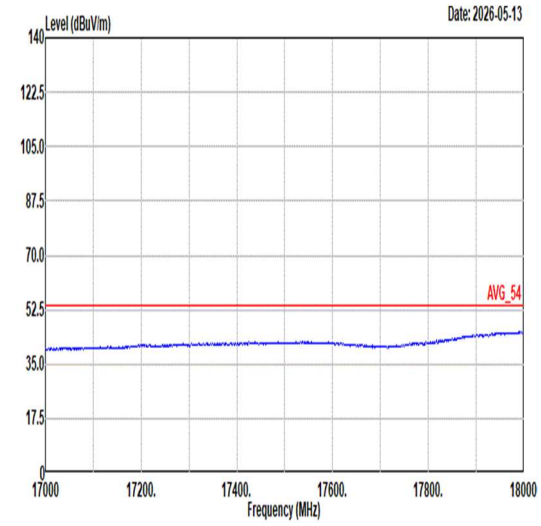 <br>Site : 03CH11-HY<br>Condition: AVG_54 3m 9120D_01620_250915 HORIZONTAL | 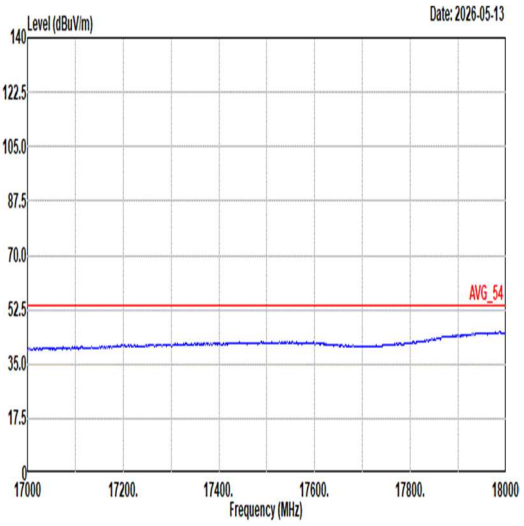 <br>Site : 03CH11-HY<br>Condition: AVG_54 3m 9120D_01620_250915 VERTICAL |

| Mode | 21 | |
|---|---|---|
| | LF | |
| | 2400-2483.5_Bluetooth BR_FHSS_CH78_2480MHz | |
| ANT | 7 | |
| Pol. | Horizontal | Vertical |
| QP/ Peak | 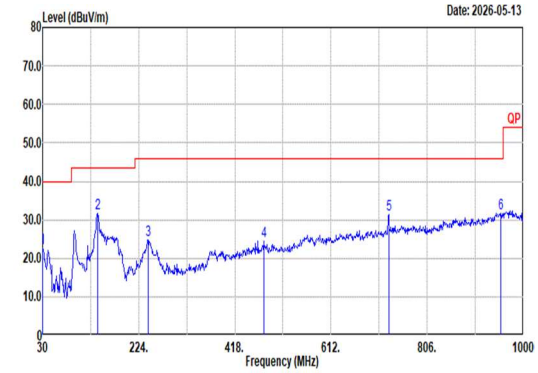 <br>Site : 03CH11-HY<br>Condition: QP 3m Bilog_66925 & 24006_260412 HORIZONTAL<br>Freq Level Limit Line Margin Read Level Ant Factor Cable Loss Preamp Factor Aux Factor APos TPos Remark<br>MHz dBuV/m dBuV/m dB dBuV dB/m dB dB dB cm deg<br>1 30.00 22.72 40.00 -17.28 29.95 23.82 0.72 31.86 0.09 -- -- Peak<br>2 140.58 31.57 43.50 -11.93 44.83 17.22 1.56 32.07 0.03 -- -- Peak<br>3 243.40 24.83 46.00 -21.17 37.02 17.62 2.08 31.94 0.05 -- -- Peak<br>4 476.20 24.53 46.00 -21.47 30.04 23.46 2.95 32.00 0.08 -- -- Peak<br>5 728.40 31.52 46.00 -14.48 31.72 27.42 3.68 31.91 0.61 -- -- Peak<br>6 954.41 31.72 46.00 -14.28 26.95 30.88 4.15 30.67 0.41 -- -- Peak | 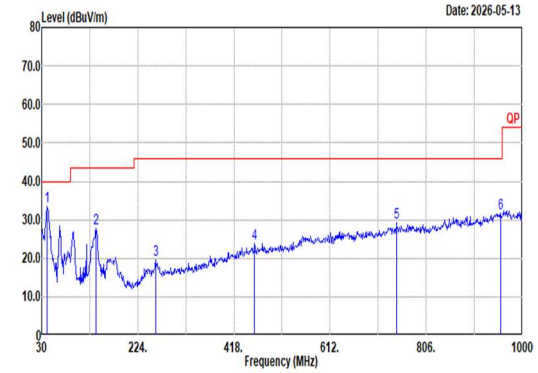 <br>Site : 03CH11-HY<br>Condition: QP 3m Bilog_66925 & 24006_260412 VERTICAL<br>Freq Level Limit Line Margin Read Level Ant Factor Cable Loss Preamp Factor Aux Factor APos TPos Remark<br>MHz dBuV/m dBuV/m dB dBuV dB/m dB dB dB cm deg<br>1 41.64 33.54 40.00 -6.46 46.05 18.64 0.87 32.06 0.04 -- -- Peak<br>2 139.61 27.82 43.50 -15.68 41.09 17.21 1.56 32.07 0.03 -- -- Peak<br>3 259.89 19.60 46.00 -26.40 29.23 20.08 2.15 31.93 0.07 -- -- Peak<br>4 459.71 23.98 46.00 -22.02 29.88 23.09 2.91 31.99 0.09 -- -- Peak<br>5 745.86 29.30 46.00 -16.70 28.92 27.98 3.73 31.89 0.56 -- -- Peak<br>6 956.35 31.68 46.00 -14.32 26.78 30.97 4.16 30.65 0.42 -- -- Peak |

| | | |
|---|---|---|
| Mode | 22 | |
| | SHF | |
| | 2400-2483.5_Bluetooth BR_FHSS_CH78_2480MHz | |
| ANT | 7 | |
| Pol. | Horizontal | Vertical |
| Peak | 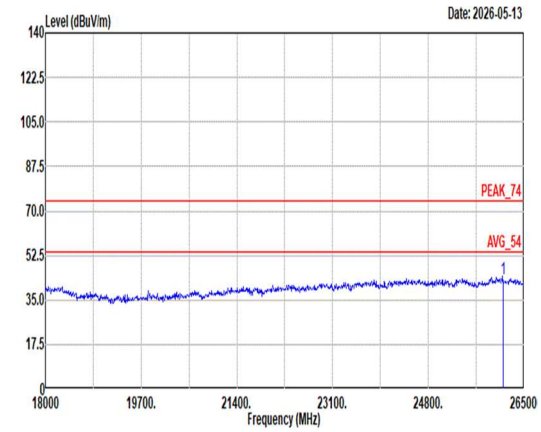 <br>Site : 03CH11-HY<br>Condition: PEAK_74 1m SHF_1225_250702 HORIZONTAL<br>Freq Level Limit Line Margin Read Level Ant Factor Cable Loss Preamp Factor Aux Factor APos TPos Remark<br>MHz dBuV/m dBuV/m dB dBuV dB/m dB dB dB cm deg<br>1 26123.49 43.38 74.00 -30.62 40.27 39.50 26.47 53.32 -9.54 -- -- PEAK | 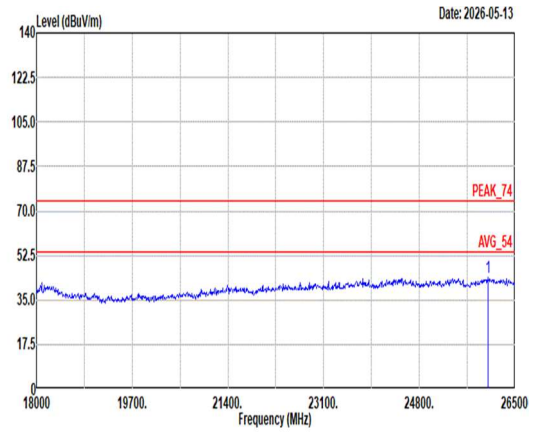 <br>Site : 03CH11-HY<br>Condition: PEAK_74 1m SHF_1225_250702 VERTICAL<br>Freq Level Limit Line Margin Read Level Ant Factor Cable Loss Preamp Factor Aux Factor APos TPos Remark<br>MHz dBuV/m dBuV/m dB dBuV dB/m dB dB dB cm deg<br>1 26018.43 43.72 74.00 -30.28 40.56 39.50 26.42 53.22 -9.54 -- -- PEAK |

# Appendix D. Duty Cycle Plots

## <Ant.6_1M>

| DH5 on time (One Pulse) Plot on Channel 78 | on time (Count Pulses) Plot on Channel 78 |
|---|---|
| 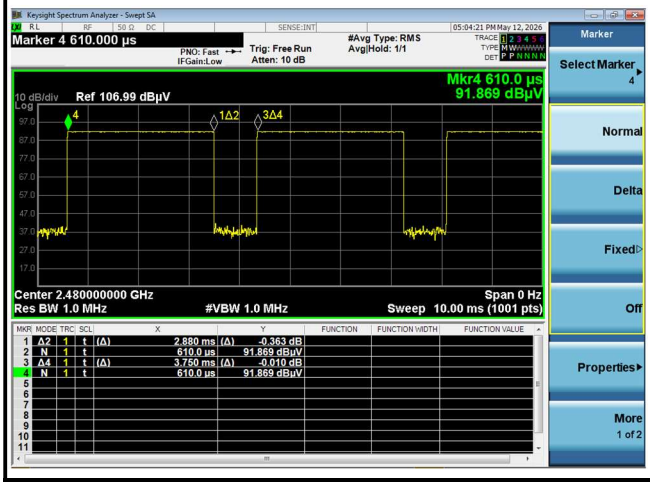 | 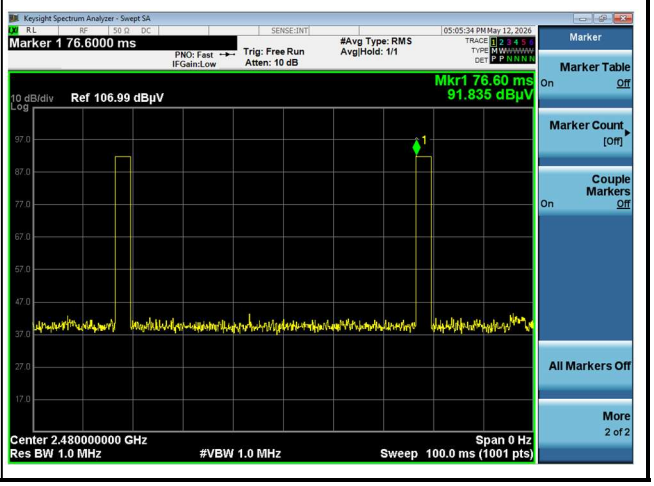 |





**Note:**

1. Worst case Duty cycle = on time/100 milliseconds = 2 * 2.88 / 100 = 5.76 %
2. Worst case Duty cycle correction factor = 20*log(Duty cycle) = -24.79 dB
3. **DH5** has the highest duty cycle worst case and is reported.

**Duty Cycle Correction Factor Consideration for AFH mode:**

Bluetooth normal hopping rate is 1600Hz and reduced to 800Hz in AFH mode; due to the reduced number of hopping frequencies, with the same packet configuration the dwell time in each channel frequency within 100msec period is longer in AFH mode than normal mode.

In AFH mode, the minimum hopping frequencies are 20, to get the longest dwell time DH5 packet is observed; the on time period to have DH5 packet completing one hopping sequence is

*2.88 ms x 20 channels = 57.6 ms*

There cannot be 2 complete hopping sequences within 100ms period, considering the random hopping behavior, maximum 2 hops can be possibly observed within the period. [100 ms / 57.6 ms ] = 2 hops

Thus, the maximum possible ON time:

*2.88 ms x 2 = 5.76 ms*

Worst case Duty Cycle Correction factor, which is derived from the maximum possible ON time,

*20 x log(5.76 ms/100 ms) = -24.79 dB*

## <Ant.6_2M>

| 2DH5 on time (One Pulse) Plot on Channel 78 | on time (Count Pulses) Plot on Channel 78 |
|---|---|
| 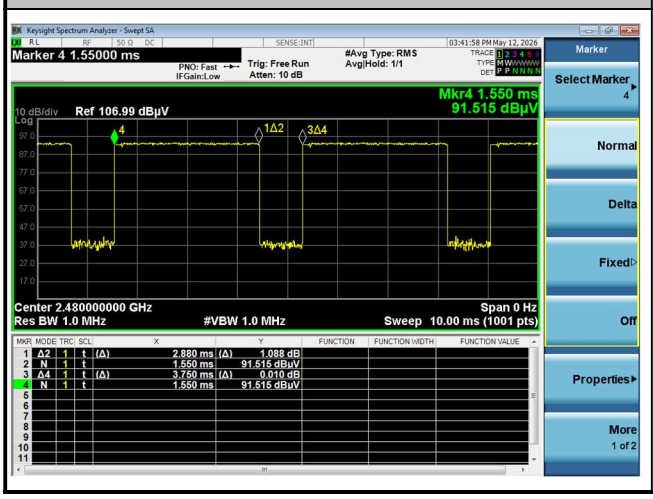 | 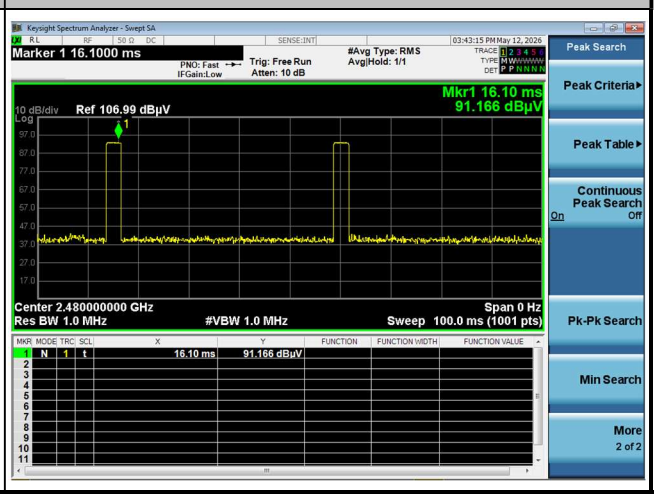 |





**Note:**

4. Worst case Duty cycle = on time/100 milliseconds = 2 * 2.88 / 100 = 5.76 %
5. Worst case Duty cycle correction factor = 20*log(Duty cycle) = -24.79 dB
6. **2DH5** has the highest duty cycle worst case and is reported.

**Duty Cycle Correction Factor Consideration for AFH mode:**

Bluetooth normal hopping rate is 1600Hz and reduced to 800Hz in AFH mode; due to the reduced number of hopping frequencies, with the same packet configuration the dwell time in each channel frequency within 100msec period is longer in AFH mode than normal mode.

In AFH mode, the minimum hopping frequencies are 20, to get the longest dwell time DH5 packet is observed; the on time period to have DH5 packet completing one hopping sequence is

*2.88 ms x 20 channels = 57.6 ms*

There cannot be 2 complete hopping sequences within 100ms period, considering the random hopping behavior, maximum 2 hops can be possibly observed within the period. [100 ms / 57.6 ms ] = 2 hops

Thus, the maximum possible ON time:

*2.88 ms x 2 = 5.76 ms*

Worst case Duty Cycle Correction factor, which is derived from the maximum possible ON time,

*20 x log(5.76 ms/100 ms) = -24.79 dB*

## <Ant.6_3M>

| 3DH5 on time (One Pulse) Plot on Channel 78 | on time (Count Pulses) Plot on Channel 78 |
|---|---|
| 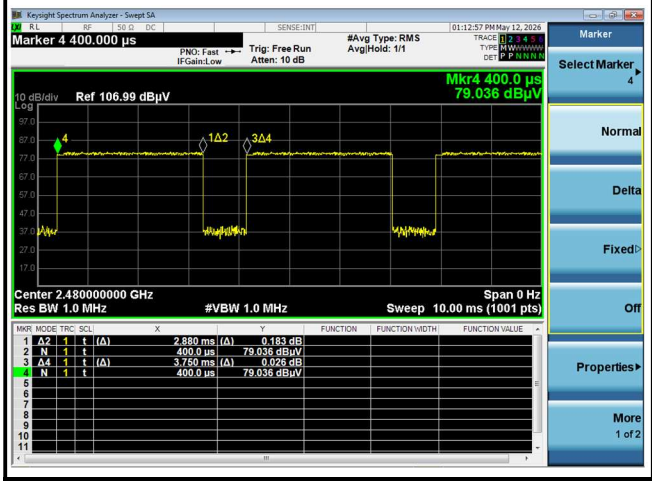 | 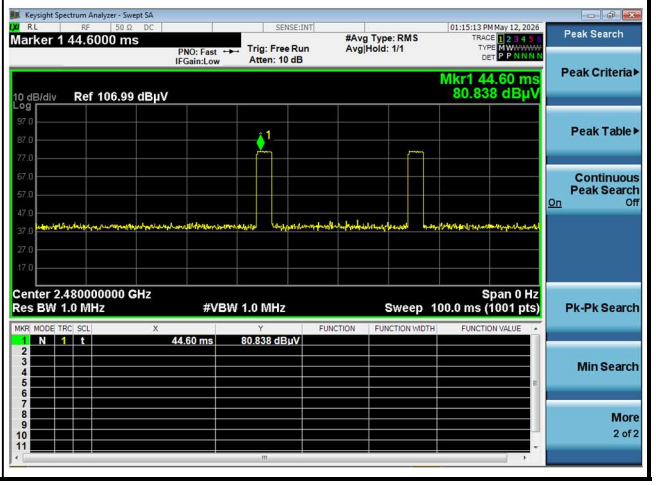 |



**Note:**

7. Worst case Duty cycle = on time/100 milliseconds = 2 * 2.88 / 100 = 5.76 %
8. Worst case Duty cycle correction factor = 20*log(Duty cycle) = -24.79 dB
9. **3DH5** has the highest duty cycle worst case and is reported.

**Duty Cycle Correction Factor Consideration for AFH mode:**

Bluetooth normal hopping rate is 1600Hz and reduced to 800Hz in AFH mode; due to the reduced number of hopping frequencies, with the same packet configuration the dwell time in each channel frequency within 100msec period is longer in AFH mode than normal mode.

In AFH mode, the minimum hopping frequencies are 20, to get the longest dwell time DH5 packet is observed; the on time period to have DH5 packet completing one hopping sequence is

*2.88 ms x 20 channels = 57.6 ms*

There cannot be 2 complete hopping sequences within 100ms period, considering the random hopping behavior, maximum 2 hops can be possibly observed within the period. [100 ms / 57.6 ms ] = 2 hops

Thus, the maximum possible ON time:

*2.88 ms x 2 = 5.76 ms*

Worst case Duty Cycle Correction factor, which is derived from the maximum possible ON time,

*20 x log(5.76 ms/100 ms) = -24.79 dB*

## <Ant.7_1M>

| DH5 on time (One Pulse) Plot on Channel 78 | on time (Count Pulses) Plot on Channel 78 |
|---|---|
| 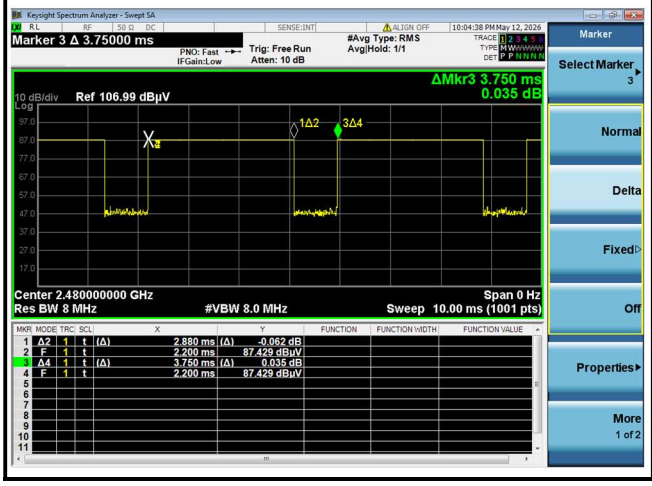 | 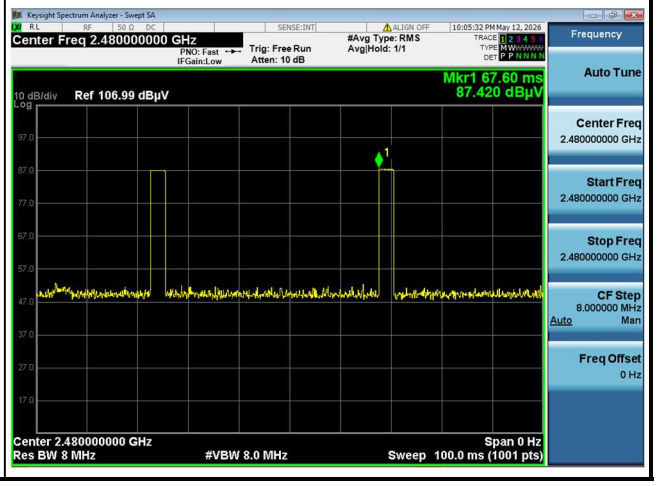 |





**Note:**

10. Worst case Duty cycle = on time/100 milliseconds = 2 * 2.88 / 100 = 5.76 %
11. Worst case Duty cycle correction factor = 20*log(Duty cycle) = -24.79 dB
12. **DH5** has the highest duty cycle worst case and is reported.

**Duty Cycle Correction Factor Consideration for AFH mode:**

Bluetooth normal hopping rate is 1600Hz and reduced to 800Hz in AFH mode; due to the reduced number of hopping frequencies, with the same packet configuration the dwell time in each channel frequency within 100msec period is longer in AFH mode than normal mode.

In AFH mode, the minimum hopping frequencies are 20, to get the longest dwell time DH5 packet is observed; the on time period to have DH5 packet completing one hopping sequence is

*2.88 ms x 20 channels = 57.6 ms*

There cannot be 2 complete hopping sequences within 100ms period, considering the random hopping behavior, maximum 2 hops can be possibly observed within the period. [100 ms / 57.6 ms ] = 2 hops

Thus, the maximum possible ON time:

*2.88 ms x 2 = 5.76 ms*

Worst case Duty Cycle Correction factor, which is derived from the maximum possible ON time,

*20 x log(5.76 ms/100 ms) = -24.79 dB*

## <Ant.7_2M>

| 2DH5 on time (One Pulse) Plot on Channel 78 | on time (Count Pulses) Plot on Channel 78 |
|---|---|
| 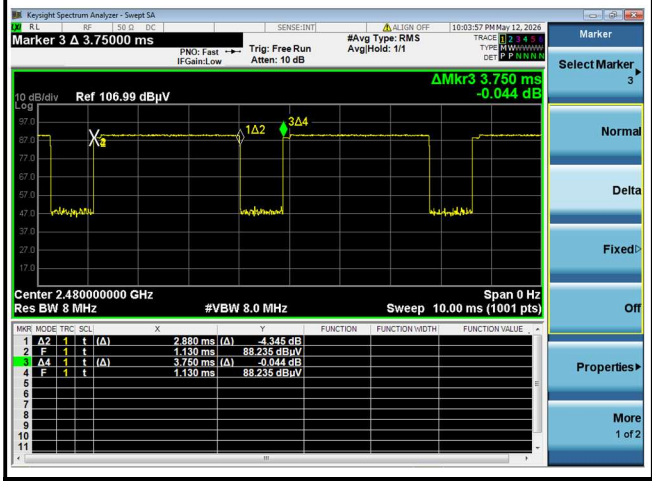 | 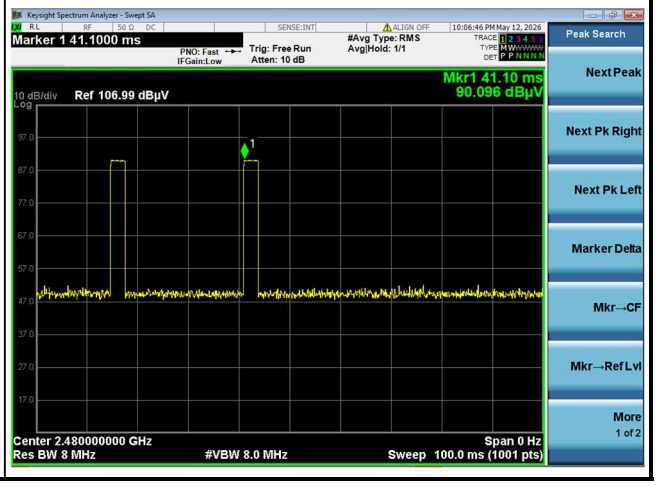 |





**Note:**

13. Worst case Duty cycle = on time/100 milliseconds = 2 * 2.88 / 100 = 5.76 %
14. Worst case Duty cycle correction factor = 20*log(Duty cycle) = -24.79 dB
15. **2DH5** has the highest duty cycle worst case and is reported.

**Duty Cycle Correction Factor Consideration for AFH mode:**

Bluetooth normal hopping rate is 1600Hz and reduced to 800Hz in AFH mode; due to the reduced number of hopping frequencies, with the same packet configuration the dwell time in each channel frequency within 100msec period is longer in AFH mode than normal mode.

In AFH mode, the minimum hopping frequencies are 20, to get the longest dwell time DH5 packet is observed; the on time period to have DH5 packet completing one hopping sequence is

*2.88 ms x 20 channels = 57.6 ms*

There cannot be 2 complete hopping sequences within 100ms period, considering the random hopping behavior, maximum 2 hops can be possibly observed within the period. [100 ms / 57.6 ms ] = 2 hops

Thus, the maximum possible ON time:

*2.88 ms x 2 = 5.76 ms*

Worst case Duty Cycle Correction factor, which is derived from the maximum possible ON time,

*20 x log(5.76 ms/100 ms) = -24.79 dB*

## <Ant.7_3M>

| 3DH5 on time (One Pulse) Plot on Channel 78 | on time (Count Pulses) Plot on Channel 78 |
|---|---|
| 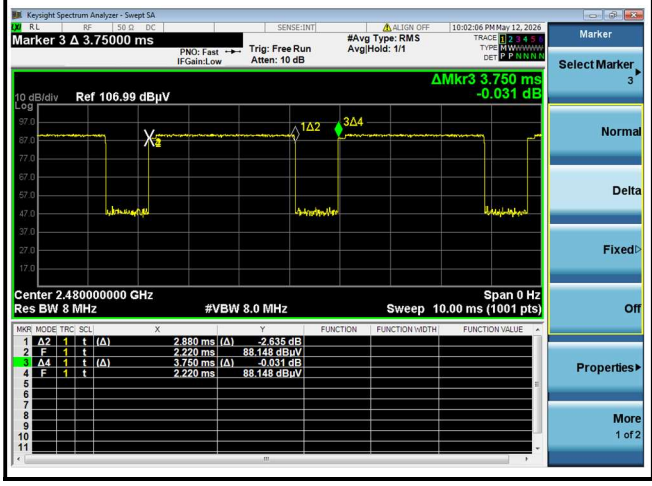 | 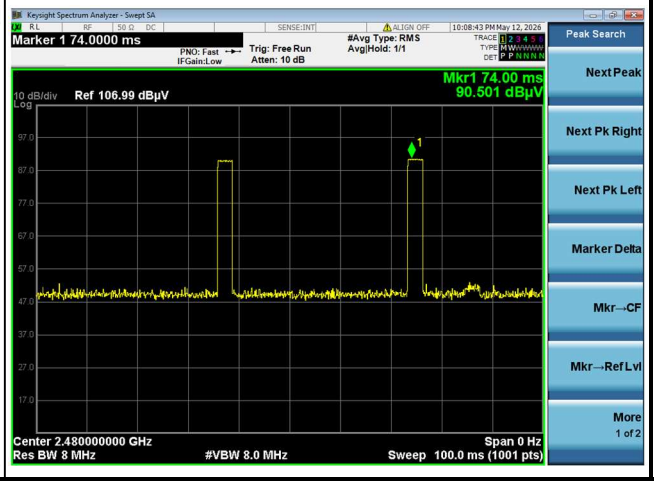 |



**Note:**

16. Worst case Duty cycle = on time/100 milliseconds = 2 * 2.88 / 100 = 5.76 %
17. Worst case Duty cycle correction factor = 20*log(Duty cycle) = -24.79 dB
18. **3DH5** has the highest duty cycle worst case and is reported.

**Duty Cycle Correction Factor Consideration for AFH mode:**

Bluetooth normal hopping rate is 1600Hz and reduced to 800Hz in AFH mode; due to the reduced number of hopping frequencies, with the same packet configuration the dwell time in each channel frequency within 100msec period is longer in AFH mode than normal mode.

In AFH mode, the minimum hopping frequencies are 20, to get the longest dwell time DH5 packet is observed; the on time period to have DH5 packet completing one hopping sequence is

*2.88 ms x 20 channels = 57.6 ms*

There cannot be 2 complete hopping sequences within 100ms period, considering the random hopping behavior, maximum 2 hops can be possibly observed within the period. [100 ms / 57.6 ms ] = 2 hops

Thus, the maximum possible ON time:

*2.88 ms x 2 = 5.76 ms*

Worst case Duty Cycle Correction factor, which is derived from the maximum possible ON time,

*20 x log(5.76 ms/100 ms) = -24.79 dB*

# Appendix E. Spot Check Evaluation on PY7-84526Y

Conducted power test configurations were selected from the worst cases identified in the reference model and tested to demonstrate the test data from reference model remains representative for the variant model.

The deviation between the spot check and the referenced values is within 1dB, therefore data referencing is justified according to the guidance in the TCB inquiry

| Mode | Test Item | PY7-75158T Reference Worst mode Test Result | PY7-84526Y Variant Check Test Result | Deviation | Limit (dB) |
|---|---|---|---|---|---|
| BT | Average Output Power | 13.70 dBm | 13.70dBm | 0 | Deviation (ddB) < 1 dB |