Mode	33	
	Harmonic	
	U-NII-2A_5.25-5.35_802.11ac VHT40_CH62_5310MHz	
ANT	6+7	
Pol.	Horizontal	Vertical

Peak

Avg

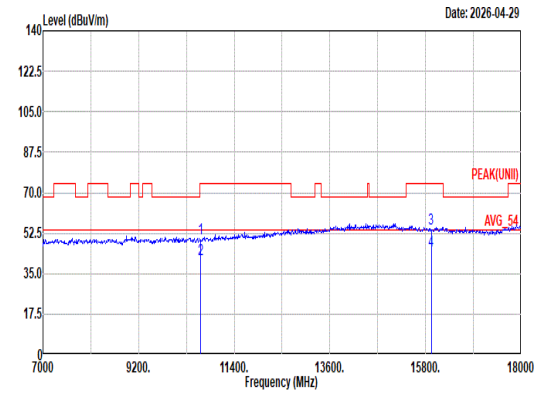

Site : 03CH22-HY
Condition: PEAK(UNII) 3m DRH18-E_LE2C04A18EN_250520 HORIZONTAL

	Freq	Level	Limit Line	Margin	Read Level	Ant Factor	Cable Loss	Preamp Factor	Aux Factor	APos	TPos	Remark
	MHz	dBuV/m	dBuV/m	dB	dBuV	dB/m	dB	dB	dB	cm	deg	
1	10620.00	50.28	74.00	-23.72	33.70	37.48	17.36	39.56	1.30	--	--	Peak
2	10620.00	41.01	54.00	-12.99	24.43	37.48	17.36	39.56	1.30	--	--	Average
3	15930.00	54.21	74.00	-19.79	35.13	41.24	21.07	45.23	2.00	--	--	Peak
4	15930.00	45.00	54.00	-9.00	25.92	41.24	21.07	45.23	2.00	--	--	Average

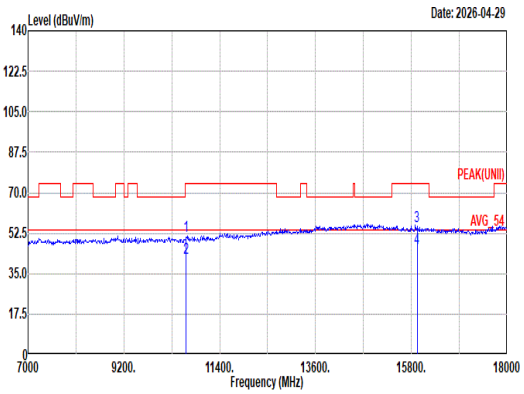

Site : 03CH22-HY
Condition: PEAK(UNII) 3m DRH18-E_LE2C04A18EN_250520 VERTICAL

	Freq	Level	Limit Line	Margin	Read Level	Ant Factor	Cable Loss	Preamp Factor	Aux Factor	APos	TPos	Remark
	MHz	dBuV/m	dBuV/m	dB	dBuV	dB/m	dB	dB	dB	cm	deg	
1	10620.00	51.03	74.00	-22.97	34.45	37.48	17.36	39.56	1.30	--	--	Peak
2	10620.00	41.48	54.00	-12.52	24.90	37.48	17.36	39.56	1.30	--	--	Average
3	15930.00	55.47	74.00	-18.53	36.39	41.24	21.07	45.23	2.00	--	--	Peak
4	15930.00	46.18	54.00	-7.82	27.10	41.24	21.07	45.23	2.00	--	--	Average

Mode	33	
	Harmonic	
	U-NII-2A_5.25-5.35_802.11ac VHT40_CH62_5310MHz	
ANT	6+7	
Pol.	Horizontal	Vertical
10.6G ~18G Avg	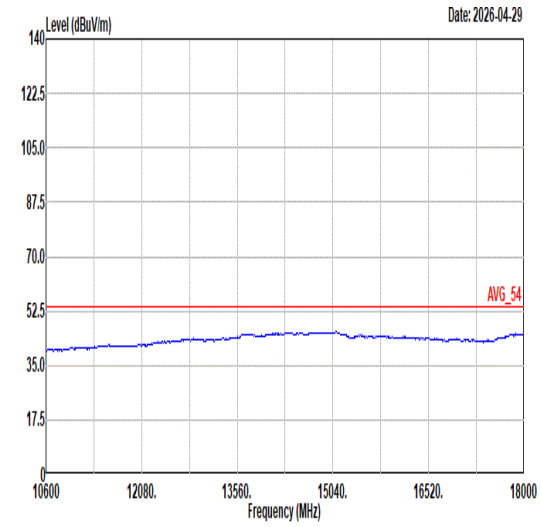 Site : 03CH22-HY Condition: AVG_54 3m DRH18-E_LE2C04A18EN_250520 HORIZONTAL	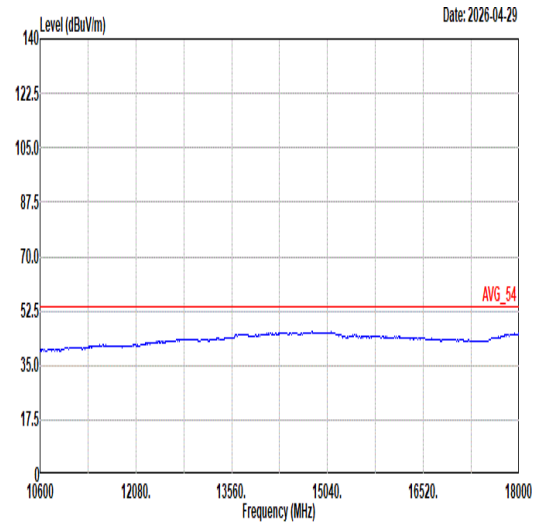 Site : 03CH22-HY Condition: AVG_54 3m DRH18-E_LE2C04A18EN_250520 VERTICAL

Mode	34
	Band Edge - L
	U-NII-2A_5.25-5.35_802.11ac VHT80_CH58_5290MHz
ANT	6+7

Pol.	Horizontal	Fundamental

Peak

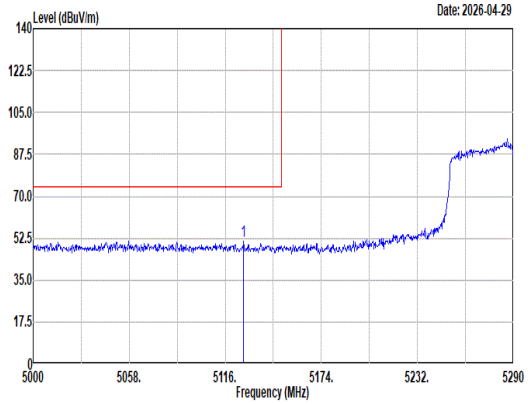

Site : 03CH22-HY
Condition: PEAK_BE_74 3m DRH18-E_LE2C04A18EN_250520 HORIZONTAL
: RBW:1000.000kHz VBW:3000.000kHz SWT:Auto

	Freq	Level	Limit Line	Margin	Read Level	Ant Factor	Cable Loss	Preamp Factor	Aux Factor	APos	TPos	Remark
	MHz	dBuV/m	dBuV/m	dB	dBuV	dB/m	dB	dB	dB	cm	deg	
1	5127.02	51.44	74.00	-22.56	39.86	32.46	11.87	33.76	1.01	100	55	Peak

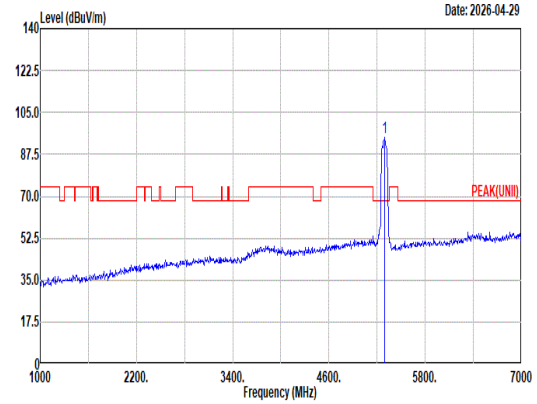

Site : 03CH22-HY
Condition: PEAK(UNII) 3m DRH18-E_LE2C04A18EN_250520 HORIZONTAL
: RBW:1000.000kHz VBW:3000.000kHz SWT:Auto

	Freq	Level	Limit Line	Margin	Read Level	Ant Factor	Cable Loss	Preamp Factor	Aux Factor	APos	TPos	Remark
	MHz	dBuV/m	dBuV/m	dB	dBuV	dB/m	dB	dB	dB	cm	deg	
1	5290.00	94.65	------	------	83.44	32.21	12.15	34.06	0.91	100	55	Peak

Avg

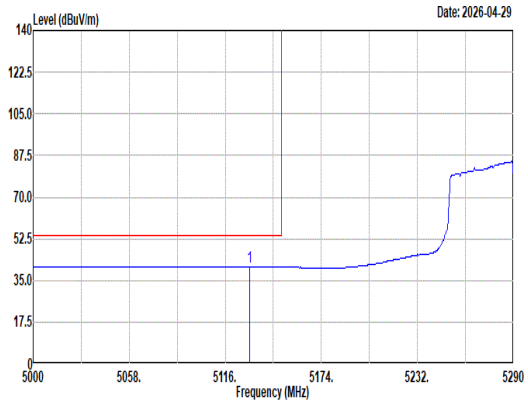

Site : 03CH22-HY
Condition: AVG_BE_54 3m DRH18-E_LE2C04A18EN_250520 HORIZONTAL
: RBW:1000.000kHz VBW:0.010kHz SWT:Auto

	Freq	Level	Limit Line	Margin	Read Level	Ant Factor	Cable Loss	Preamp Factor	Aux Factor	APos	TPos	Remark
	MHz	dBuV/m	dBuV/m	dB	dBuV	dB/m	dB	dB	dB	cm	deg	
1	5130.50	40.63	54.00	-13.37	29.04	32.48	11.87	33.77	1.01	100	55	Average

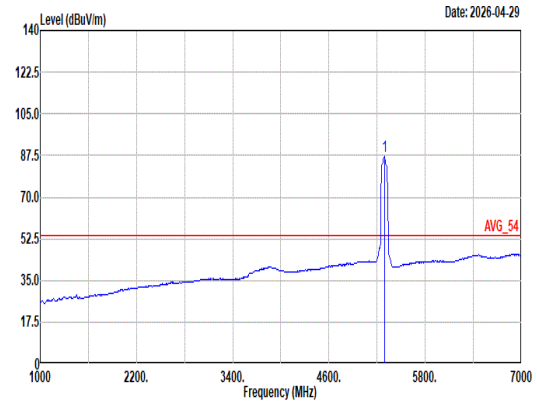

Site : 03CH22-HY
Condition: AVG_54 3m DRH18-E_LE2C04A18EN_250520 HORIZONTAL
: RBW:1000.000kHz VBW:0.010kHz SWT:Auto

	Freq	Level	Limit Line	Margin	Read Level	Ant Factor	Cable Loss	Preamp Factor	Aux Factor	APos	TPos	Remark
	MHz	dBuV/m	dBuV/m	dB	dBuV	dB/m	dB	dB	dB	cm	deg	
1	5290.00	87.17	------	------	75.96	32.21	12.15	34.06	0.91	100	55	Average

Mode	34	
	Band Edge - R	
	U-NII-2A_5.25-5.35_802.11ac VHT80_CH58_5290MHz	
ANT	6+7	
Pol.	Horizontal	Fundamental
Peak	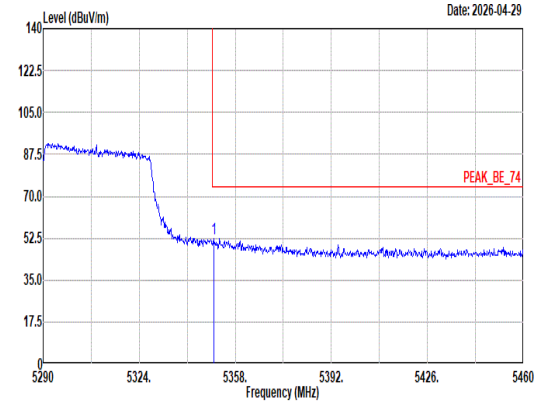 Site : 03CH22-HY Condition: PEAK_BE_74 3m DRH18-E_LE2C04A18EN_250520 HORIZONTAL : RBW:1000.000kHz VBW:3000.000kHz SWT:Auto Limit Read Ant Cable Preamp Aux APos TPos Freq Level Line Margin Level Factor Loss Factor Factor Remark MHz dBuV/m dBuV/m dB dBuV dB/m dB dB dB cm deg 1 5350.52 52.55 74.00 -21.45 41.24 32.30 12.27 34.16 0.90 100 55 Peak	Blank
Avg	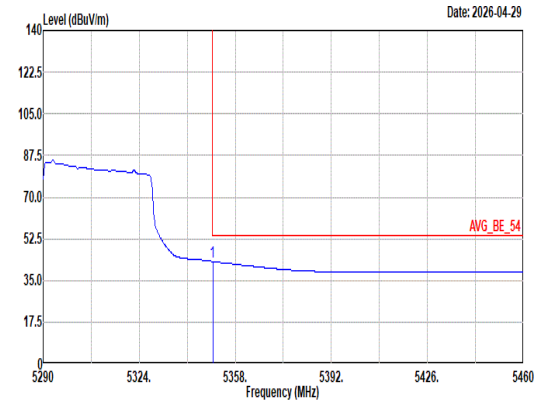 Site : 03CH22-HY Condition: AVG_BE_54 3m DRH18-E_LE2C04A18EN_250520 HORIZONTAL : RBW:1000.000kHz VBW:0.010kHz SWT:Auto Limit Read Ant Cable Preamp Aux APos TPos Freq Level Line Margin Level Factor Loss Factor Factor Remark MHz dBuV/m dBuV/m dB dBuV dB/m dB dB dB cm deg 1 5350.01 42.97 54.00 -11.03 31.66 32.30 12.27 34.16 0.90 100 55 Average	Blank

Mode	34
	Band Edge - L
	U-NII-2A_5.25-5.35_802.11ac VHT80_CH58_5290MHz
ANT	6+7

Pol.	Vertical	Fundamental

Peak

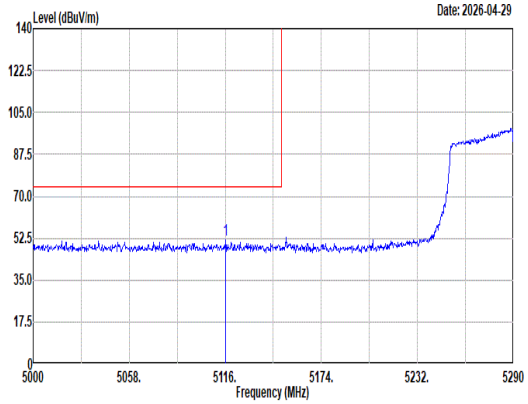

Site : 03CH22-HY
Condition: PEAK_BE_74 3m DRH18-E_LE2C04A18EN_250520 VERTICAL
: RBW:1000.000kHz VBW:3000.000kHz SWT:Auto

	Freq	Level	Limit Line	Margin	Read Level	Ant Factor	Cable Loss	Preamp Factor	Aux Factor	APos	TPos	Remark
	MHz	dBuV/m	dBuV/m	dB	dBuV	dB/m	dB	dB	dB	cm	deg	
1	5116.29	51.59	74.00	-22.41	40.04	32.40	11.86	33.74	1.03	101	56	Peak

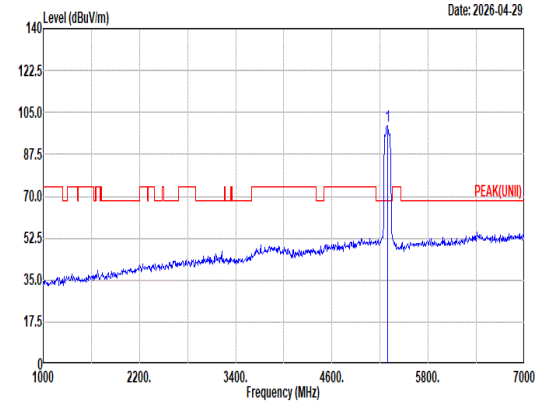

Site : 03CH22-HY
Condition: PEAK(UNII) 3m DRH18-E_LE2C04A18EN_250520 VERTICAL
: RBW:1000.000kHz VBW:3000.000kHz SWT:Auto

	Freq	Level	Limit Line	Margin	Read Level	Ant Factor	Cable Loss	Preamp Factor	Aux Factor	APos	TPos	Remark
	MHz	dBuV/m	dBuV/m	dB	dBuV	dB/m	dB	dB	dB	cm	deg	
1	5290.00	99.58	------	------	88.37	32.22	12.13	34.05	0.91	101	56	Peak

Avg

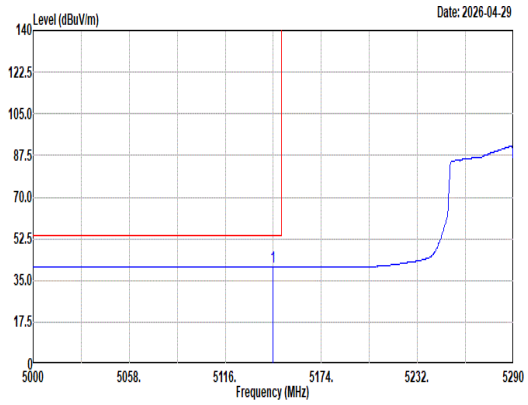

Site : 03CH22-HY
Condition: AVG_BE_54 3m DRH18-E_LE2C04A18EN_250520 VERTICAL
: RBW:1000.000kHz VBW:0.010kHz SWT:Auto

	Freq	Level	Limit Line	Margin	Read Level	Ant Factor	Cable Loss	Preamp Factor	Aux Factor	APos	TPos	Remark
	MHz	dBuV/m	dBuV/m	dB	dBuV	dB/m	dB	dB	dB	cm	deg	
1	5144.71	40.87	54.00	-13.13	29.22	32.57	11.88	33.79	0.99	101	56	Average

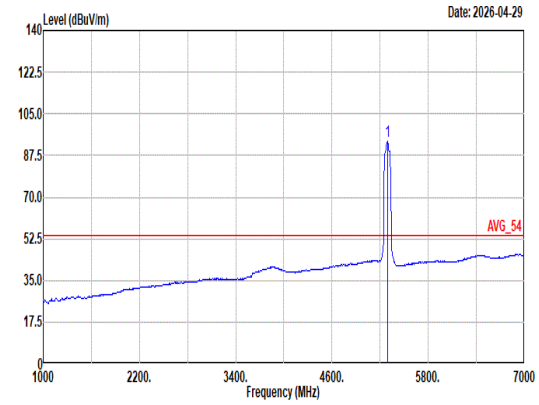

Site : 03CH22-HY
Condition: AVG_54 3m DRH18-E_LE2C04A18EN_250520 VERTICAL
: RBW:1000.000kHz VBW:0.010kHz SWT:Auto

	Freq	Level	Limit Line	Margin	Read Level	Ant Factor	Cable Loss	Preamp Factor	Aux Factor	APos	TPos	Remark
	MHz	dBuV/m	dBuV/m	dB	dBuV	dB/m	dB	dB	dB	cm	deg	
1	5290.00	93.31	------	------	82.10	32.21	12.15	34.06	0.91	101	56	Average

Mode	34	
	Band Edge - R	
	U-NII-2A_5.25-5.35_802.11ac VHT80_CH58_5290MHz	
ANT	6+7	
Pol.	Vertical	Fundamental
Peak	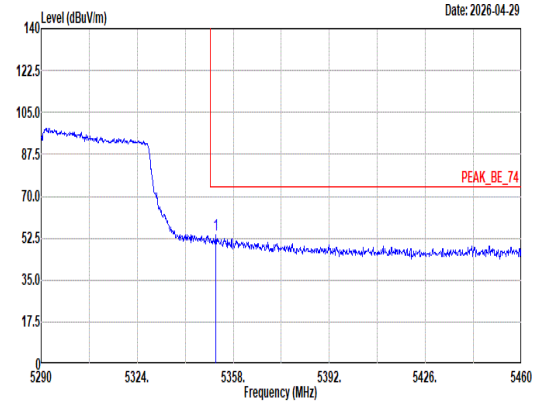 Site : 03CH22-HY Condition: PEAK_BE_74 3m DRH18-E_LE2C04A18EN_250520 VERTICAL : RBW:1000.000kHz VBW:3000.000kHz SWT:Auto Limit Read Ant Cable Preamp Aux APos TPos Freq Level Line Margin Level Factor Loss Factor Factor Remark MHz dBuV/m dBuV/m dB dBuV dB/m dB dB dB cm deg 1 5351.88 53.86 74.00 -20.14 42.54 32.30 12.28 34.16 0.90 101 56 Peak	Blank
Avg	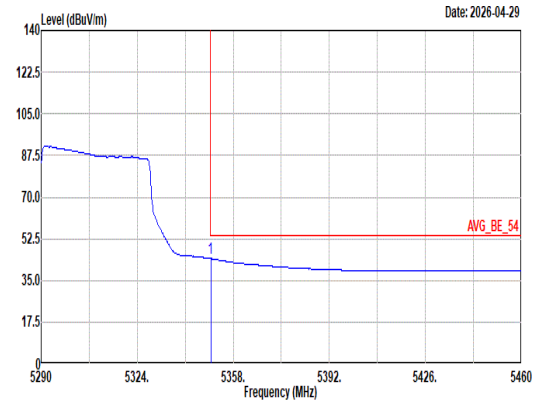 Site : 03CH22-HY Condition: AVG_BE_54 3m DRH18-E_LE2C04A18EN_250520 VERTICAL : RBW:1000.000kHz VBW:0.010kHz SWT:Auto Limit Read Ant Cable Preamp Aux APos TPos Freq Level Line Margin Level Factor Loss Factor Factor Remark MHz dBuV/m dBuV/m dB dBuV dB/m dB dB dB cm deg 1 5350.01 44.20 54.00 -9.80 32.89 32.30 12.27 34.16 0.90 101 56 Average	Blank

Mode	34
	Harmonic
	U-NII-2A_5.25-5.35_802.11ac VHT80_CH58_5290MHz
ANT	6+7

Pol.	Horizontal	Vertical
Peak Avg	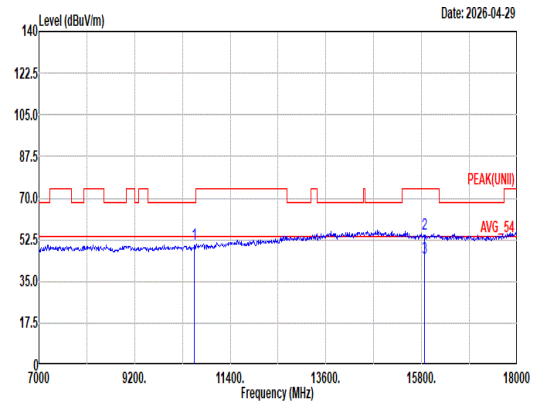 Site : 03CH22-HY Condition: PEAK(UNII) 3m DRH18-E_LE2C04A18EN_250520 HORIZONTAL Freq Level Limit Line Margin Read Level Ant Factor Cable Loss Preamp Factor Aux Factor APos TPos Remark MHz dBuV/m dBuV/m dB dBuV dB/m dB dB dB cm deg 1 10580.00 50.74 68.20 -17.46 34.23 37.40 17.34 39.53 1.30 -- -- Peak 2 15870.00 54.72 74.00 -19.28 35.51 41.36 21.00 45.13 1.98 -- -- Peak 3 15870.00 44.97 54.00 -9.03 25.76 41.36 21.00 45.13 1.98 -- -- Average	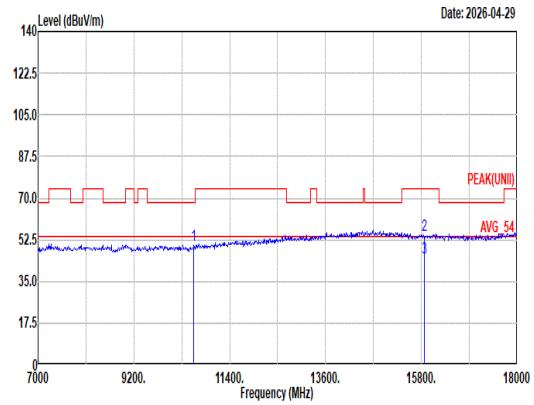 Site : 03CH22-HY Condition: PEAK(UNII) 3m DRH18-E_LE2C04A18EN_250520 VERTICAL Freq Level Limit Line Margin Read Level Ant Factor Cable Loss Preamp Factor Aux Factor APos TPos Remark MHz dBuV/m dBuV/m dB dBuV dB/m dB dB dB cm deg 1 10580.00 50.31 68.20 -17.89 33.80 37.40 17.34 39.53 1.30 -- -- Peak 2 15870.00 54.68 74.00 -19.32 35.47 41.36 21.00 45.13 1.98 -- -- Peak 3 15870.00 45.12 54.00 -8.88 25.91 41.36 21.00 45.13 1.98 -- -- Average

Mode	34	
	Harmonic	
	U-NII-2A_5.25-5.35_802.11ac VHT80_CH58_5290MHz	
ANT	6+7	
Pol.	Horizontal	Vertical
10.6G ~18G Avg	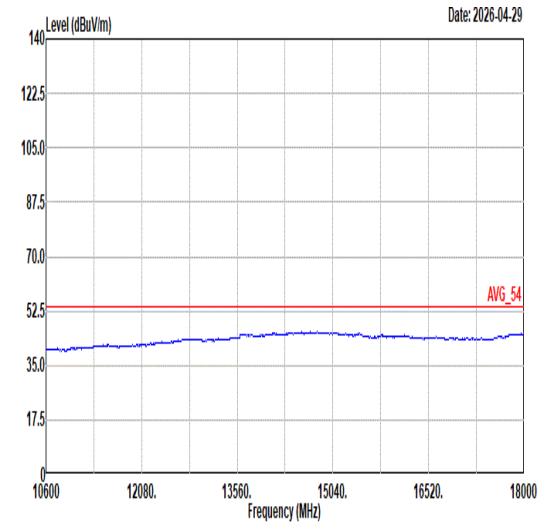 Site : 03CH22-HY Condition: AVG_54 3m DRH18-E_LE2C04A18EN_250520 HORIZONTAL	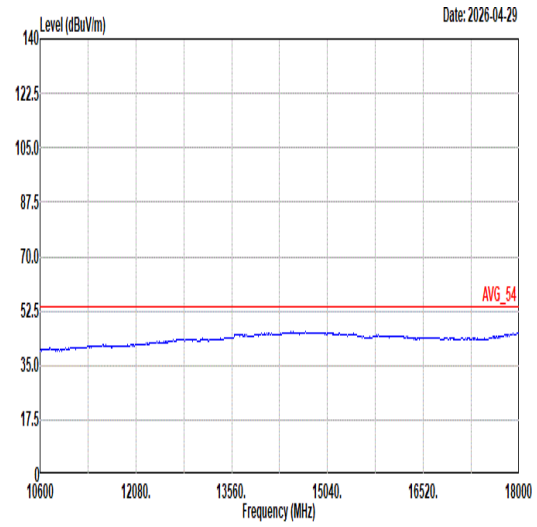 Site : 03CH22-HY Condition: AVG_54 3m DRH18-E_LE2C04A18EN_250520 VERTICAL

Mode	35
	Band Edge
	U-NII-2C_5.47-5.725_802.11a_CH100_5500MHz
ANT	6+7

Pol.	Horizontal	Fundamental

Peak

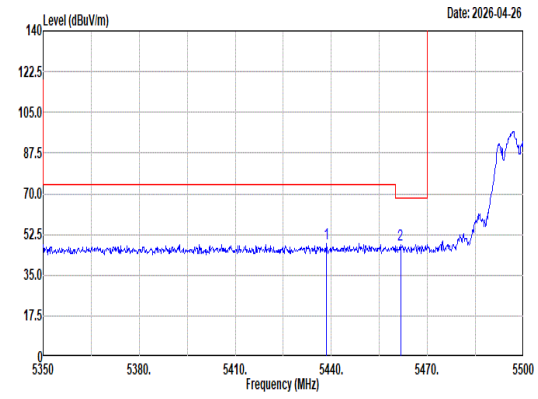

Site : 03CH22-HY
Condition: PEAK_BE(UNII)_B3 3m DRH18-E_LE2C04A18EN_250520 HORIZONTAL
: RBW:1000.000kHz VBW:3000.000kHz SWT:Auto

	Freq	Level	Limit Line	Margin	Read Level	Ant Factor	Cable Loss	Preamp Factor	Aux Factor	APos	TPos	Remark
	MHz	dBuV/m	dBuV/m	dB	dBuV	dB/m	dB	dB	dB	cm	deg	
1	5438.50	48.80	74.00	-25.20	37.46	32.38	12.39	34.31	0.88	100	55	Peak
2	5461.60	48.08	68.20	-20.12	36.73	32.42	12.40	34.35	0.88	100	55	Peak

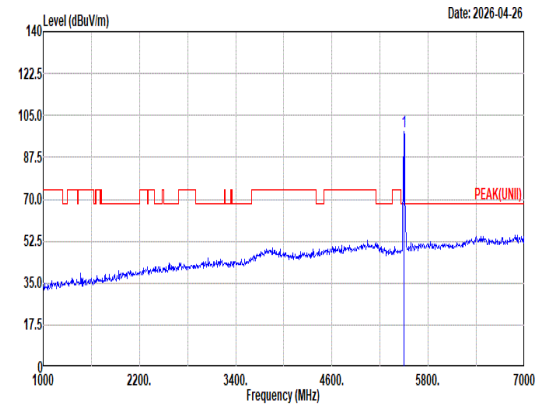

Site : 03CH22-HY
Condition: PEAK(UNII) 3m DRH18-E_LE2C04A18EN_250520 HORIZONTAL
: RBW:1000.000kHz VBW:3000.000kHz SWT:Auto

	Freq	Level	Limit Line	Margin	Read Level	Ant Factor	Cable Loss	Preamp Factor	Aux Factor	APos	TPos	Remark
	MHz	dBuV/m	dBuV/m	dB	dBuV	dB/m	dB	dB	dB	cm	deg	
1	5500.00	98.04	------	------	86.69	32.50	12.40	34.42	0.87	100	55	Peak

Avg

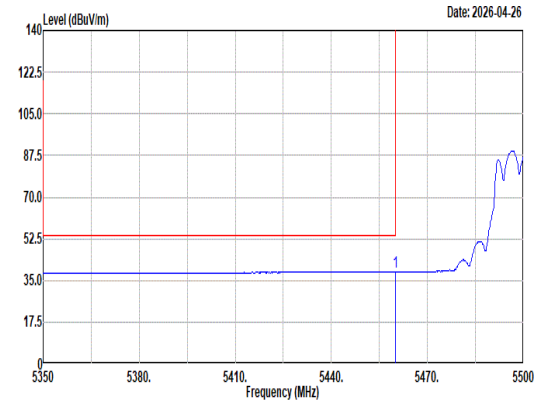

Site : 03CH22-HY
Condition: AVG_BE(UNII)_B3 3m DRH18-E_LE2C04A18EN_250520 HORIZONTAL
: RBW:1000.000kHz VBW:0.010kHz SWT:Auto

	Freq	Level	Limit Line	Margin	Read Level	Ant Factor	Cable Loss	Preamp Factor	Aux Factor	APos	TPos	Remark
	MHz	dBuV/m	dBuV/m	dB	dBuV	dB/m	dB	dB	dB	cm	deg	
1	5459.95	38.68	54.00	-15.32	27.33	32.42	12.40	34.35	0.88	100	55	Average

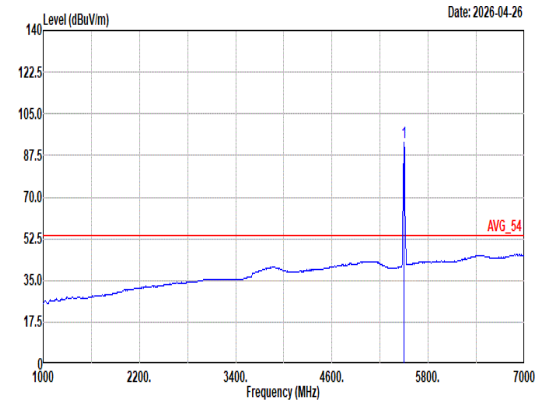

Site : 03CH22-HY
Condition: AVG_54 3m DRH18-E_LE2C04A18EN_250520 HORIZONTAL
: RBW:1000.000kHz VBW:0.010kHz SWT:Auto

	Freq	Level	Limit Line	Margin	Read Level	Ant Factor	Cable Loss	Preamp Factor	Aux Factor	APos	TPos	Remark
	MHz	dBuV/m	dBuV/m	dB	dBuV	dB/m	dB	dB	dB	cm	deg	
1	5500.00	92.73	------	------	81.38	32.50	12.40	34.42	0.87	100	55	Average

Mode	35
	Band Edge
	U-NII-2C_5.47-5.725_802.11a_CH100_5500MHz
ANT	6+7

Pol.	Vertical	Fundamental
Peak	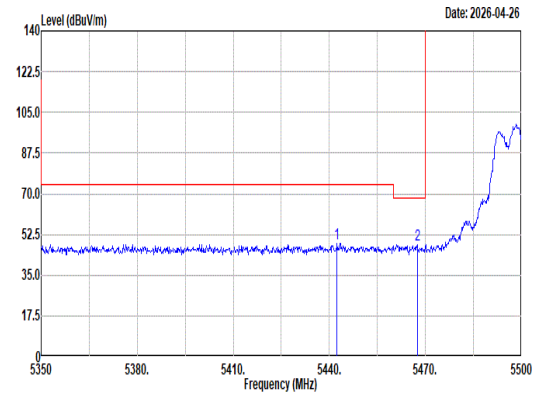	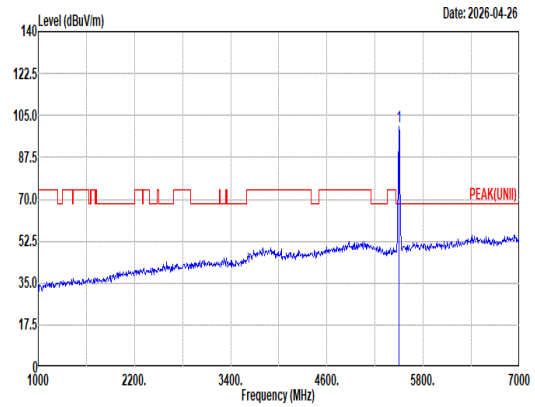
Avg	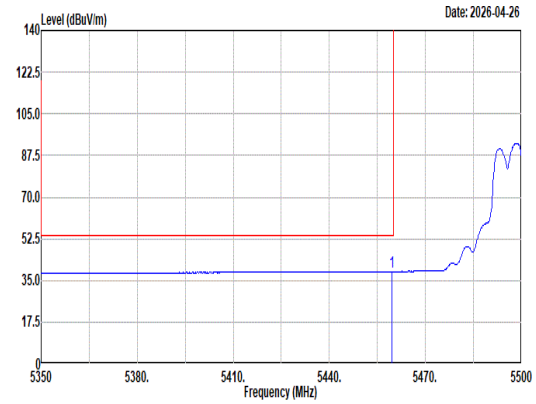	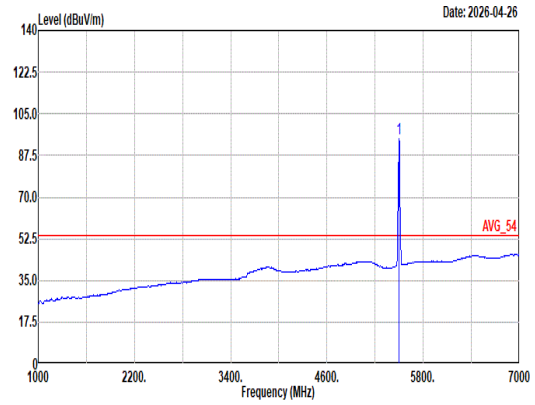

Site : 03CH22-HY
Condition: PEAK_BE(UNII)_B3 3m DRH18-E_LE2C04A18EN_250520 VERTICAL
: RBW:1000.000kHz VBW:3000.000kHz SWT:Auto

	Freq	Level	Limit Line	Margin	Read Level	Ant Factor	Cable Loss	Preamp Factor	Aux Factor	APos	TPos	Remark
	MHz	dBuV/m	dBuV/m	dB	dBuV	dB/m	dB	dB	dB	cm	deg	
1	5442.40	48.46	74.00	-25.54	37.13	32.38	12.39	34.32	0.88	100	13	Peak
2	5467.45	48.20	68.20	-20.00	36.85	32.43	12.40	34.36	0.88	100	13	Peak

Site : 03CH22-HY
Condition: PEAK(UNII) 3m DRH18-E_LE2C04A18EN_250520 VERTICAL
: RBW:1000.000kHz VBW:3000.000kHz SWT:Auto

	Freq	Level	Limit Line	Margin	Read Level	Ant Factor	Cable Loss	Preamp Factor	Aux Factor	APos	TPos	Remark
	MHz	dBuV/m	dBuV/m	dB	dBuV	dB/m	dB	dB	dB	cm	deg	
1	5500.00	100.63	------	------	89.28	32.50	12.40	34.42	0.87	100	13	Peak

Site : 03CH22-HY
Condition: AVG_BE(UNII)_B3 3m DRH18-E_LE2C04A18EN_250520 VERTICAL
: RBW:1000.000kHz VBW:0.010kHz SWT:Auto

	Freq	Level	Limit Line	Margin	Read Level	Ant Factor	Cable Loss	Preamp Factor	Aux Factor	APos	TPos	Remark
	MHz	dBuV/m	dBuV/m	dB	dBuV	dB/m	dB	dB	dB	cm	deg	
1	5459.65	38.81	54.00	-15.19	27.46	32.42	12.40	34.35	0.88	100	13	Average

Site : 03CH22-HY
Condition: AVG_54 3m DRH18-E_LE2C04A18EN_250520 VERTICAL
: RBW:1000.000kHz VBW:0.010kHz SWT:Auto

	Freq	Level	Limit Line	Margin	Read Level	Ant Factor	Cable Loss	Preamp Factor	Aux Factor	APos	TPos	Remark
	MHz	dBuV/m	dBuV/m	dB	dBuV	dB/m	dB	dB	dB	cm	deg	
1	5500.00	94.38	------	------	83.03	32.50	12.40	34.42	0.87	100	13	Average

Mode	35	
	Harmonic	
	U-NII-2C_5.47-5.725_802.11a_CH100_5500MHz	
ANT	6+7	
Pol.	Horizontal	Vertical

Peak

Avg

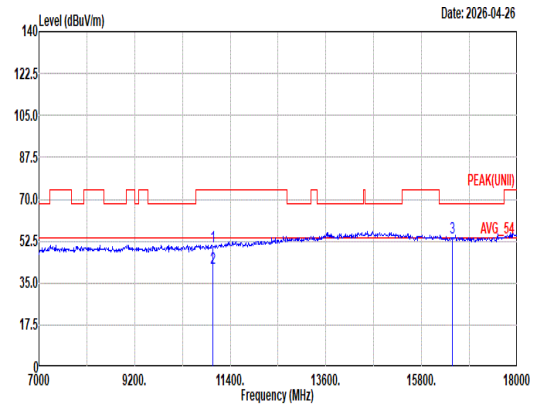

Site : 03CH22-HY
Condition: PEAK(UNII) 3m DRH18-E_LE2C04A18EN_250520 HORIZONTAL

	Freq	Level	Limit Line	Margin	Read Level	Ant Factor	Cable Loss	Preamp Factor	Aux Factor	APos	TPos	Remark
	MHz	dBuV/m	dBuV/m	dB	dBuV	dB/m	dB	dB	dB	cm	deg	
1	11000.00	50.44	74.00	-23.56	33.42	37.90	17.56	39.77	1.33	--	--	Peak
2	11000.00	41.02	54.00	-12.98	24.00	37.90	17.56	39.77	1.33	--	--	Average
3	16500.00	53.87	68.20	-14.33	35.55	40.80	21.57	46.03	1.98	--	--	Peak

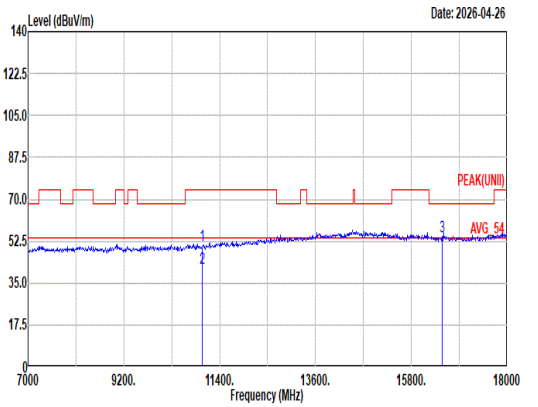

Site : 03CH22-HY
Condition: PEAK(UNII) 3m DRH18-E_LE2C04A18EN_250520 VERTICAL

	Freq	Level	Limit Line	Margin	Read Level	Ant Factor	Cable Loss	Preamp Factor	Aux Factor	APos	TPos	Remark
	MHz	dBuV/m	dBuV/m	dB	dBuV	dB/m	dB	dB	dB	cm	deg	
1	11000.00	50.56	74.00	-23.44	33.54	37.90	17.56	39.77	1.33	--	--	Peak
2	11000.00	40.98	54.00	-13.02	23.96	37.90	17.56	39.77	1.33	--	--	Average
3	16500.00	54.26	68.20	-13.94	35.94	40.80	21.57	46.03	1.98	--	--	Peak

Mode	35	
	Harmonic	
	U-NII-2C_5.47-5.725_802.11a_CH100_5500MHz	
ANT	6+7	
Pol.	Horizontal	Vertical
10.6G ~18G Avg	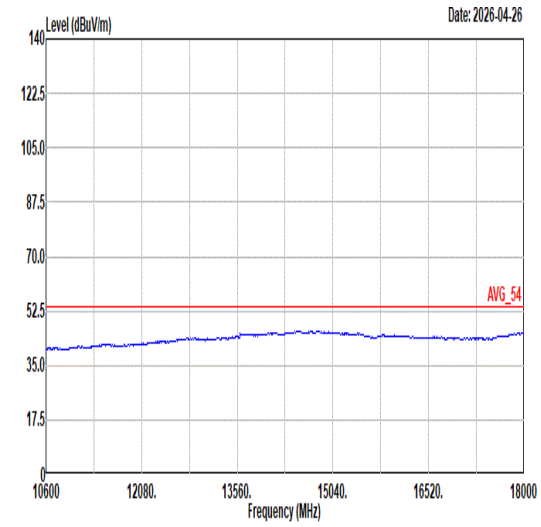 Site : 03CH22-HY Condition: AVG_54 3m DRH18-E_LE2C04A18EN_250520 HORIZONTAL	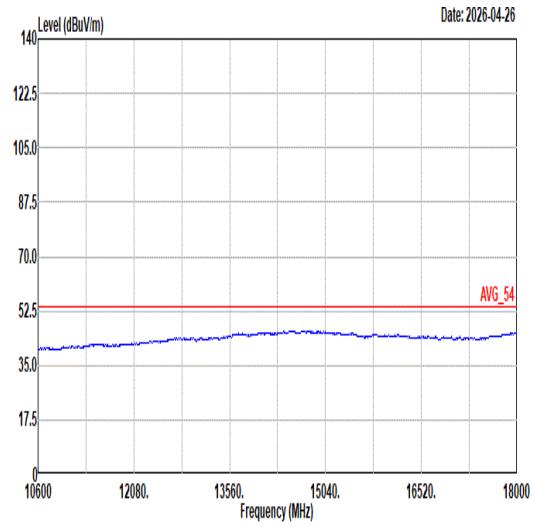 Site : 03CH22-HY Condition: AVG_54 3m DRH18-E_LE2C04A18EN_250520 VERTICAL

Mode	36	
	Band Edge - L	
	U-NII-2C_5.47-5.725_802.11a_CH120_5600MHz	
ANT	6+7	
Pol.	Horizontal	Fundamental

Peak

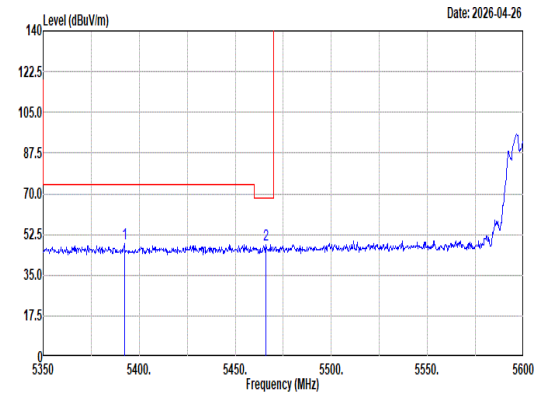

Site : 03CH22-HY
Condition: PEAK_BE(UNII)_B3 3m DRH18-E_LE2C04A18EN_250520 HORIZONTAL
: RBW:1000.000kHz VBW:3000.000kHz SWT:Auto

	Freq	Level	Limit Line	Margin	Read Level	Ant Factor	Cable Loss	Preamp Factor	Aux Factor	APos	TPos	Remark
	MHz	dBuV/m	dBuV/m	dB	dBuV	dB/m	dB	dB	dB	cm	deg	
1	5392.25	48.59	74.00	-25.41	37.26	32.30	12.37	34.23	0.89	249	360	Peak
2	5466.00	48.25	68.20	-19.95	36.90	32.43	12.40	34.36	0.88	249	360	Peak

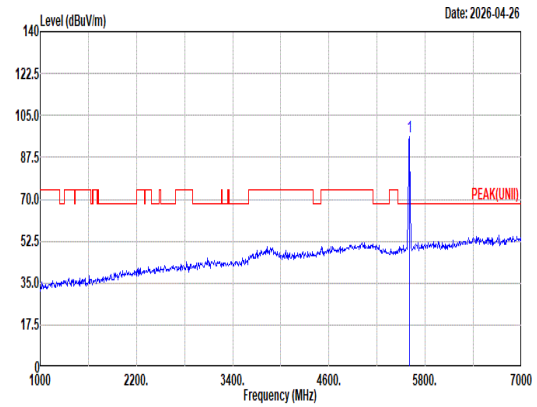

Site : 03CH22-HY
Condition: PEAK(UNII) 3m DRH18-E_LE2C04A18EN_250520 HORIZONTAL
: RBW:1000.000kHz VBW:3000.000kHz SWT:Auto

	Freq	Level	Limit Line	Margin	Read Level	Ant Factor	Cable Loss	Preamp Factor	Aux Factor	APos	TPos	Remark
	MHz	dBuV/m	dBuV/m	dB	dBuV	dB/m	dB	dB	dB	cm	deg	
1	5600.00	96.31	------	------	84.73	32.82	12.42	34.51	0.85	249	360	Peak

Avg

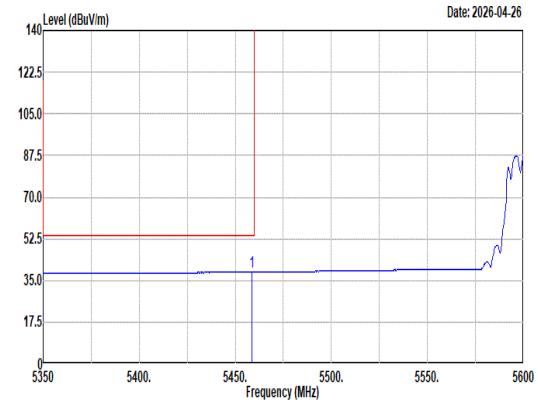

Site : 03CH22-HY
Condition: AVG_BE(UNII)_B3 3m DRH18-E_LE2C04A18EN_250520 HORIZONTAL
: RBW:1000.000kHz VBW:0.010kHz SWT:Auto

	Freq	Level	Limit Line	Margin	Read Level	Ant Factor	Cable Loss	Preamp Factor	Aux Factor	APos	TPos	Remark
	MHz	dBuV/m	dBuV/m	dB	dBuV	dB/m	dB	dB	dB	cm	deg	
1	5458.75	38.55	54.00	-15.45	27.20	32.42	12.40	34.35	0.88	249	360	Average

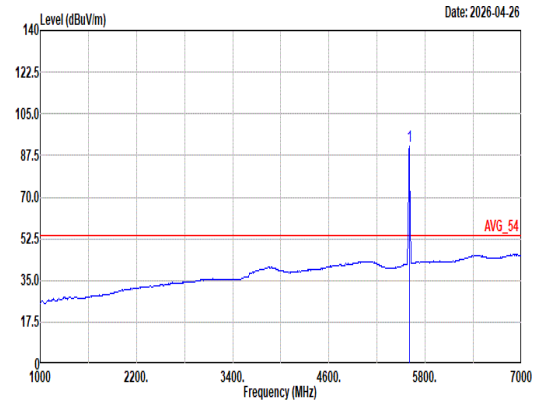

Site : 03CH22-HY
Condition: AVG_54 3m DRH18-E_LE2C04A18EN_250520 HORIZONTAL
: RBW:1000.000kHz VBW:0.010kHz SWT:Auto

	Freq	Level	Limit Line	Margin	Read Level	Ant Factor	Cable Loss	Preamp Factor	Aux Factor	APos	TPos	Remark
	MHz	dBuV/m	dBuV/m	dB	dBuV	dB/m	dB	dB	dB	cm	deg	
1	5600.00	91.19	------	------	79.61	32.82	12.42	34.51	0.85	249	360	Average

Mode	36	
	Band Edge - R	
	U-NII-2C_5.47-5.725_802.11a_CH120_5600MHz	
ANT	6+7	
Pol.	Horizontal	Fundamental
Peak	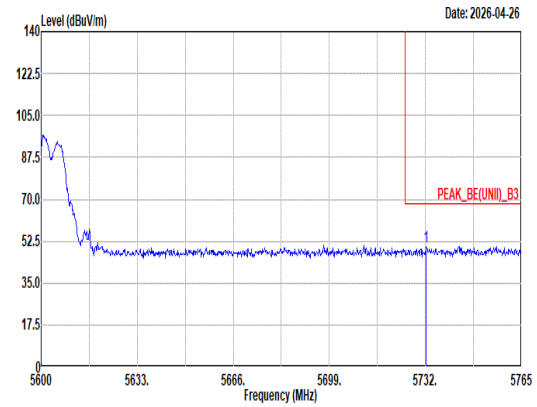	Blank


```
Site     : 03CH22-HY
Condition: PEAK_BE(UNII)_B3 3m DRH18-E_LE2C04A18EN_250520 HORIZONTAL
         : RBW:1000.000kHz VBW:3000.000kHz SWT:Auto

                 Limit         Read    Ant  Cable Preamp    Aux   APos   TPos
      Freq  Level  Line Margin Level Factor   Loss Factor Factor                Remark
       MHz dBuV/m dBuV/m    dB  dBuV  dB/m     dB     dB     dB     cm    deg
1  5732.33  50.17  68.20 -18.03 37.57 33.70  12.45  34.63   1.08    249    360 Peak
```

Mode	36
	Band Edge - L
	U-NII-2C_5.47-5.725_802.11a_CH120_5600MHz
ANT	6+7

Pol.	Vertical	Fundamental

Peak

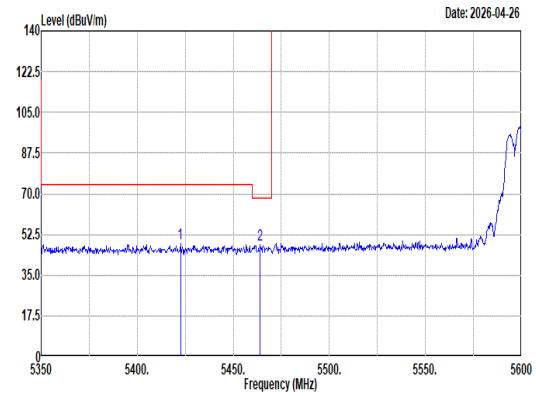

Site : 03CH22-HY
Condition: PEAK_BE(UNII)_B3 3m DRH18-E_LE2C04A18EN_250520 VERTICAL
: RBW:1000.000kHz VBW:3000.000kHz SWT:Auto

	Freq	Level	Limit Line	Margin	Read Level	Ant Factor	Cable Loss	Preamp Factor	Aux Factor	APos	TPos	Remark
	MHz	dBuV/m	dBuV/m	dB	dBuV	dB/m	dB	dB	dB	cm	deg	
1	5422.50	48.62	74.00	-25.38	37.27	32.35	12.39	34.28	0.89	100	9	Peak
2	5464.00	48.06	68.20	-20.14	36.71	32.43	12.40	34.36	0.88	100	9	Peak

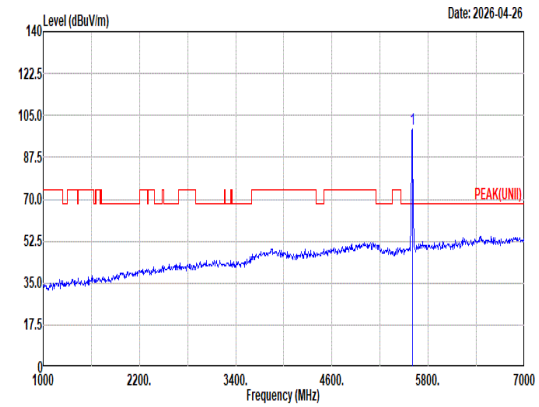

Site : 03CH22-HY
Condition: PEAK(UNII) 3m DRH18-E_LE2C04A18EN_250520 VERTICAL
: RBW:1000.000kHz VBW:3000.000kHz SWT:Auto

	Freq	Level	Limit Line	Margin	Read Level	Ant Factor	Cable Loss	Preamp Factor	Aux Factor	APos	TPos	Remark
	MHz	dBuV/m	dBuV/m	dB	dBuV	dB/m	dB	dB	dB	cm	deg	
1	5600.00	99.53	------	------	87.95	32.82	12.42	34.51	0.85	100	9	Peak

Avg

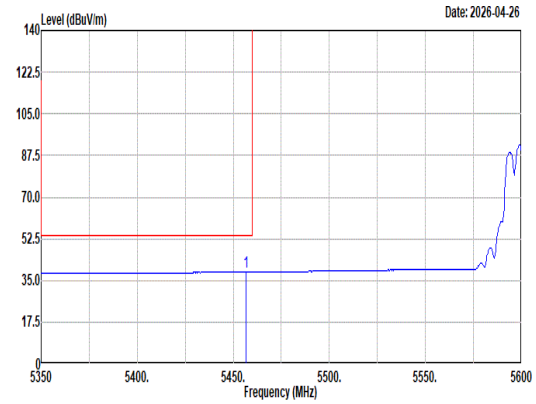

Site : 03CH22-HY
Condition: AVG_BE(UNII)_B3 3m DRH18-E_LE2C04A18EN_250520 VERTICAL
: RBW:1000.000kHz VBW:0.010kHz SWT:Auto

	Freq	Level	Limit Line	Margin	Read Level	Ant Factor	Cable Loss	Preamp Factor	Aux Factor	APos	TPos	Remark
	MHz	dBuV/m	dBuV/m	dB	dBuV	dB/m	dB	dB	dB	cm	deg	
1	5456.75	38.57	54.00	-15.43	27.22	32.41	12.40	34.34	0.88	100	9	Average

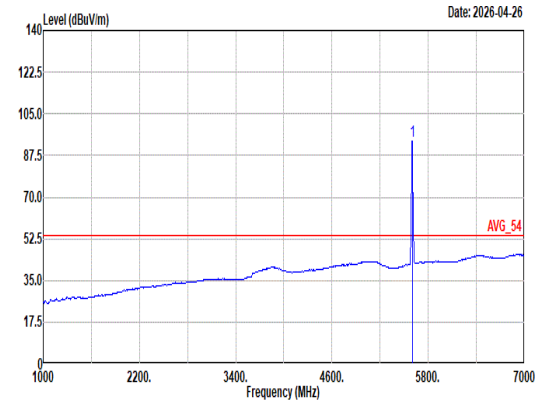

Site : 03CH22-HY
Condition: AVG_54 3m DRH18-E_LE2C04A18EN_250520 VERTICAL
: RBW:1000.000kHz VBW:0.010kHz SWT:Auto

	Freq	Level	Limit Line	Margin	Read Level	Ant Factor	Cable Loss	Preamp Factor	Aux Factor	APos	TPos	Remark
	MHz	dBuV/m	dBuV/m	dB	dBuV	dB/m	dB	dB	dB	cm	deg	
1	5600.00	93.62	------	------	82.04	32.82	12.42	34.51	0.85	100	9	Average

<table>
<tr><td rowspan="3">Mode</td><td colspan="2">36</td></tr>
<tr><td colspan="2">Band Edge - R</td></tr>
<tr><td colspan="2">U-NII-2C_5.47-5.725_802.11a_CH120_5600MHz</td></tr>
<tr><td>ANT</td><td colspan="2">6+7</td></tr>
<tr><td>Pol.</td><td>Vertical</td><td>Fundamental</td></tr>
<tr><td>Peak</td><td> 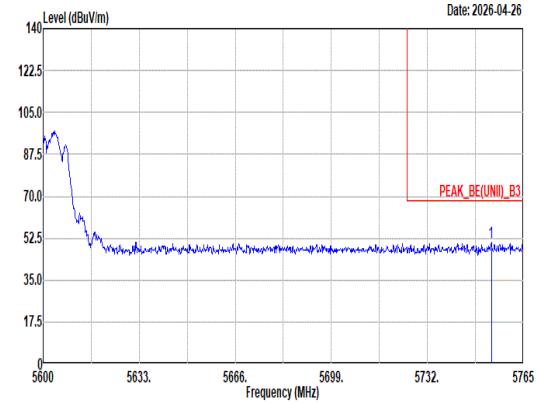

<pre>Site : 03CH22-HY
Condition: PEAK_BE(UNII)_B3 3m DRH18-E_LE2C04A18EN_250520 VERTICAL
: RBW:1000.000kHz VBW:3000.000kHz SWT:Auto</pre>
<table>
<tr><th></th><th>Freq</th><th>Level</th><th>Limit Line</th><th>Margin</th><th>Read Level</th><th>Ant Factor</th><th>Cable Loss</th><th>Preamp Factor</th><th>Aux Factor</th><th>APos</th><th>TPos</th><th>Remark</th></tr>
<tr><td></td><td>MHz</td><td>dBuV/m</td><td>dBuV/m</td><td>dB</td><td>dBuV</td><td>dB/m</td><td>dB</td><td>dB</td><td>dB</td><td>cm</td><td>deg</td><td></td></tr>
<tr><td>1</td><td>5753.95</td><td>50.68</td><td>68.20</td><td>-17.52</td><td>38.04</td><td>33.71</td><td>12.46</td><td>34.65</td><td>1.12</td><td>100</td><td>9</td><td>Peak</td></tr>
</table></td><td>Blank</td></tr>
</table>

Mode	36	
	Harmonic	
	U-NII-2C_5.47-5.725_802.11a_CH120_5600MHz	
ANT	6+7	
Pol.	Horizontal	Vertical
Peak Avg	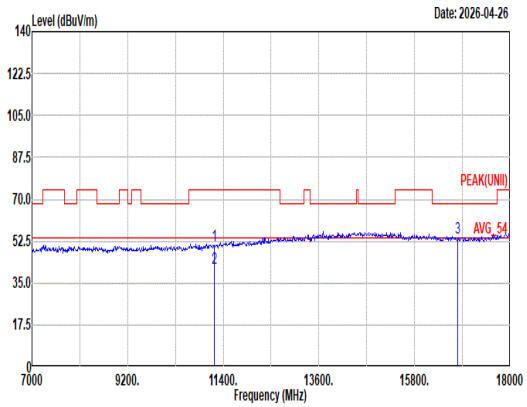	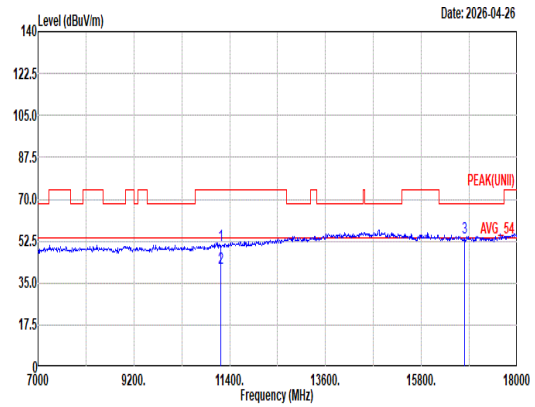

Site : 03CH22-HY
Condition: PEAK(UNII) 3m DRH18-E_LE2C04A18EN_250520 HORIZONTAL

	Freq	Level	Limit Line	Margin	Read Level	Ant Factor	Cable Loss	Preamp Factor	Aux Factor	APos	TPos	Remark
	MHz	dBuV/m	dBuV/m	dB	dBuV	dB/m	dB	dB	dB	cm	deg	
1	11200.00	50.64	74.00	-23.36	33.16	38.40	17.68	39.95	1.35	--	--	Peak
2	11200.00	41.25	54.00	-12.75	23.77	38.40	17.68	39.95	1.35	--	--	Average
3	16800.00	54.06	68.20	-14.14	35.98	40.60	21.69	46.17	1.96	--	--	Peak

Site : 03CH22-HY
Condition: PEAK(UNII) 3m DRH18-E_LE2C04A18EN_250520 VERTICAL

	Freq	Level	Limit Line	Margin	Read Level	Ant Factor	Cable Loss	Preamp Factor	Aux Factor	APos	TPos	Remark
	MHz	dBuV/m	dBuV/m	dB	dBuV	dB/m	dB	dB	dB	cm	deg	
1	11200.00	50.72	74.00	-23.28	33.24	38.40	17.68	39.95	1.35	--	--	Peak
2	11200.00	41.32	54.00	-12.68	23.84	38.40	17.68	39.95	1.35	--	--	Average
3	16800.00	53.63	68.20	-14.57	35.55	40.60	21.69	46.17	1.96	--	--	Peak

Mode	36	
	Harmonic	
	U-NII-2C_5.47-5.725_802.11a_CH120_5600MHz	
ANT	6+7	
Pol.	Horizontal	Vertical
10.6G ~18G Avg	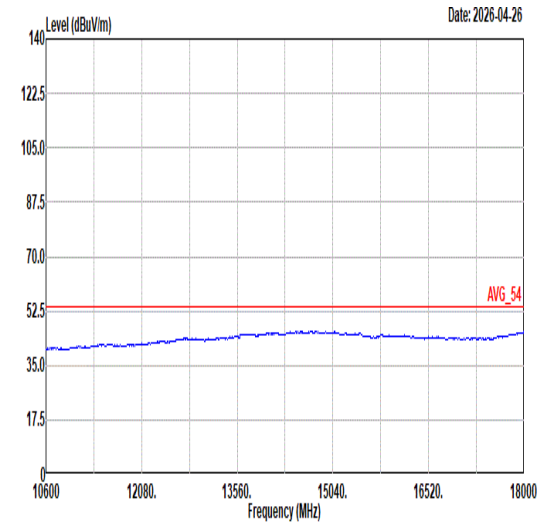 Site : 03CH22-HY Condition: AVG_54 3m DRH18-E_LE2C04A18EN_250520 HORIZONTAL	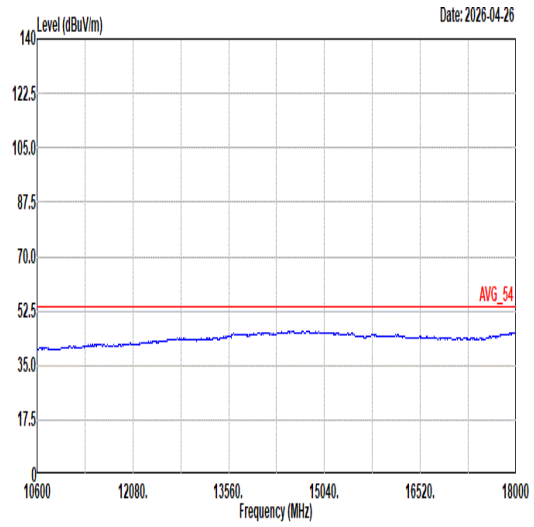 Site : 03CH22-HY Condition: AVG_54 3m DRH18-E_LE2C04A18EN_250520 VERTICAL

Mode	37	
	Band Edge	
	U-NII-2C_5.47-5.725_802.11a_CH140_5700MHz	
ANT	6+7	
Pol.	Horizontal	Fundamental
Peak	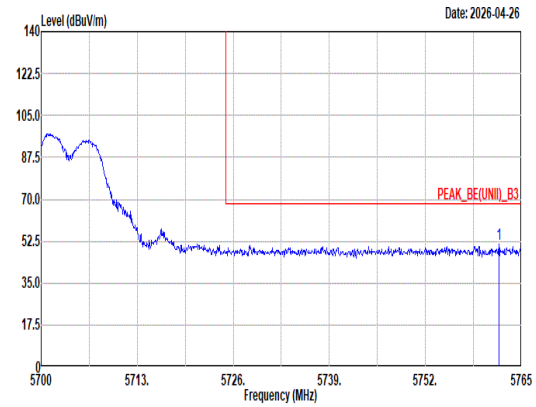 Site : 03CH22-HY Condition: PEAK_BE(UNII)_B3 3m DRH18-E_LE2C04A18EN_250520 HORIZONTAL : RBW:1000.000kHz VBW:3000.000kHz SWT:Auto Freq Level Limit Line Margin Read Level Ant Factor Cable Loss Preamp Factor Aux Factor APos TPos Remark MHz dBuV/m dBuV/m dB dBuV dB/m dB dB dB cm deg 1 5761.95 51.06 68.20 -17.14 38.41 33.72 12.46 34.66 1.13 260 3 Peak	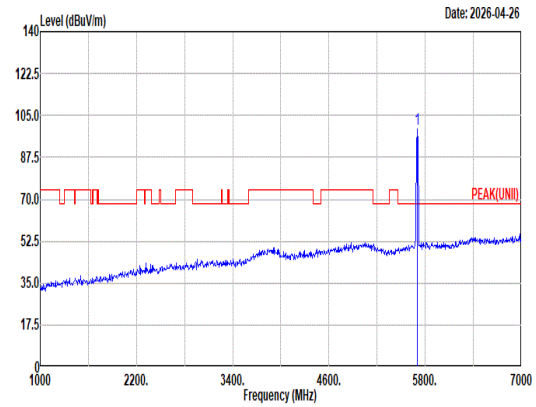 Site : 03CH22-HY Condition: PEAK(UNII) 3m DRH18-E_LE2C04A18EN_250520 HORIZONTAL : RBW:1000.000kHz VBW:3000.000kHz SWT:Auto Freq Level Limit Line Margin Read Level Ant Factor Cable Loss Preamp Factor Aux Factor APos TPos Remark MHz dBuV/m dBuV/m dB dBuV dB/m dB dB dB cm deg 1 5700.00 99.08 ------ ------ 86.50 33.70 12.45 34.60 1.03 260 3 Peak
Avg	Blank	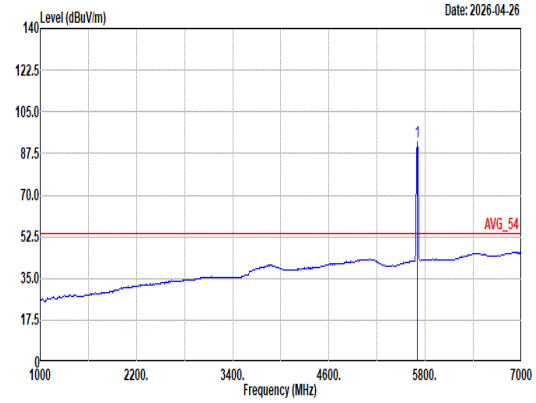 Site : 03CH22-HY Condition: AVG_54 3m DRH18-E_LE2C04A18EN_250520 HORIZONTAL : RBW:1000.000kHz VBW:0.010kHz SWT:Auto Freq Level Limit Line Margin Read Level Ant Factor Cable Loss Preamp Factor Aux Factor APos TPos Remark MHz dBuV/m dBuV/m dB dBuV dB/m dB dB dB cm deg 1 5700.00 92.46 ------ ------ 79.88 33.70 12.45 34.60 1.03 260 3 Average

Mode	37	
	Band Edge	
	U-NII-2C_5.47-5.725_802.11a_CH140_5700MHz	
ANT	6+7	
Pol.	Vertical	Fundamental
Peak	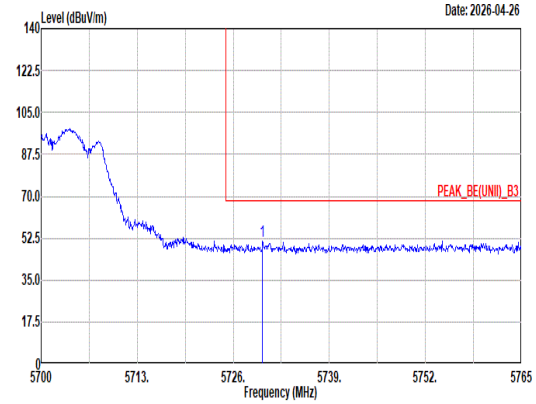 Site : 03CH22-HY Condition: PEAK_BE(UNII)_B3 3m DRH18-E_LE2C04A18EN_250520 VERTICAL : RBW:1000.000kHz VBW:3000.000kHz SWT:Auto Freq Level Limit Line Margin Read Level Ant Factor Cable Loss Preamp Factor Aux Factor APos TPos Remark MHz dBuV/m dBuV/m dB dBuV dB/m dB dB dB cm deg 1 5729.97 51.27 68.20 -16.93 38.67 33.70 12.45 34.63 1.08 110 6 Peak	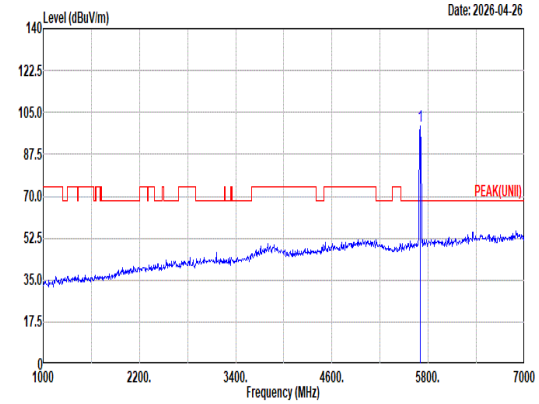 Site : 03CH22-HY Condition: PEAK(UNII) 3m DRH18-E_LE2C04A18EN_250520 VERTICAL : RBW:1000.000kHz VBW:3000.000kHz SWT:Auto Freq Level Limit Line Margin Read Level Ant Factor Cable Loss Preamp Factor Aux Factor APos TPos Remark MHz dBuV/m dBuV/m dB dBuV dB/m dB dB dB cm deg 1 5700.00 99.47 ------ ------ 86.93 33.68 12.44 34.60 1.02 110 6 Peak
Avg	Blank	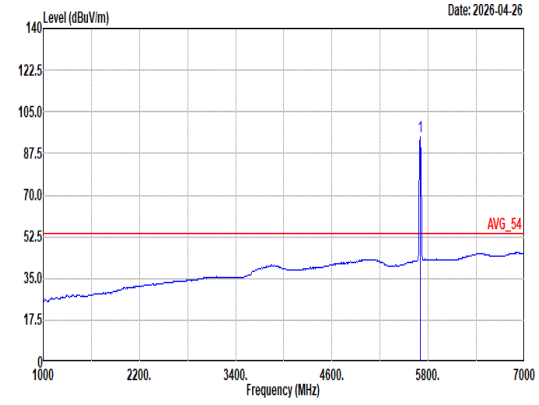 Site : 03CH22-HY Condition: AVG_54 3m DRH18-E_LE2C04A18EN_250520 VERTICAL : RBW:1000.000kHz VBW:0.010kHz SWT:Auto Freq Level Limit Line Margin Read Level Ant Factor Cable Loss Preamp Factor Aux Factor APos TPos Remark MHz dBuV/m dBuV/m dB dBuV dB/m dB dB dB cm deg 1 5700.00 94.64 ------ ------ 82.10 33.68 12.44 34.60 1.02 110 6 Average

Mode	37	
	Harmonic	
	U-NII-2C_5.47-5.725_802.11a_CH140_5700MHz	
ANT	6+7	
Pol.	Horizontal	Vertical
Peak Avg	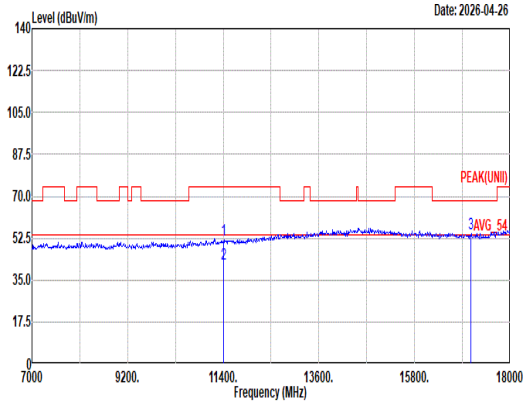	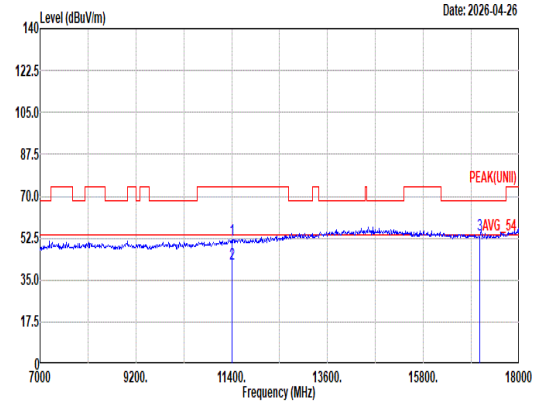

Site : 03CH22-HY
Condition: PEAK(UNII) 3m DRH18-E_LE2C04A18EN_250520 HORIZONTAL

	Freq	Level	Limit Line	Margin	Read Level	Ant Factor	Cable Loss	Preamp Factor	Aux Factor	APos	TPos	Remark
	MHz	dBuV/m	dBuV/m	dB	dBuV	dB/m	dB	dB	dB	cm	deg	
1	11400.00	51.54	74.00	-22.46	33.71	38.80	17.81	40.14	1.36	--	--	Peak
2	11400.00	41.75	54.00	-12.25	23.92	38.80	17.81	40.14	1.36	--	--	Average
3	17100.00	54.22	68.20	-13.98	36.46	40.40	21.78	46.36	1.94	--	--	Peak

Site : 03CH22-HY
Condition: PEAK(UNII) 3m DRH18-E_LE2C04A18EN_250520 VERTICAL

	Freq	Level	Limit Line	Margin	Read Level	Ant Factor	Cable Loss	Preamp Factor	Aux Factor	APos	TPos	Remark
	MHz	dBuV/m	dBuV/m	dB	dBuV	dB/m	dB	dB	dB	cm	deg	
1	11400.00	51.72	74.00	-22.28	33.89	38.80	17.81	40.14	1.36	--	--	Peak
2	11400.00	41.73	54.00	-12.27	23.90	38.80	17.81	40.14	1.36	--	--	Average
3	17100.00	54.01	68.20	-14.19	36.25	40.40	21.78	46.36	1.94	--	--	Peak

Mode	37	
	Harmonic	
	U-NII-2C_5.47-5.725_802.11a_CH140_5700MHz	
ANT	6+7	
Pol.	Horizontal	Vertical
10.6G ~18G Avg	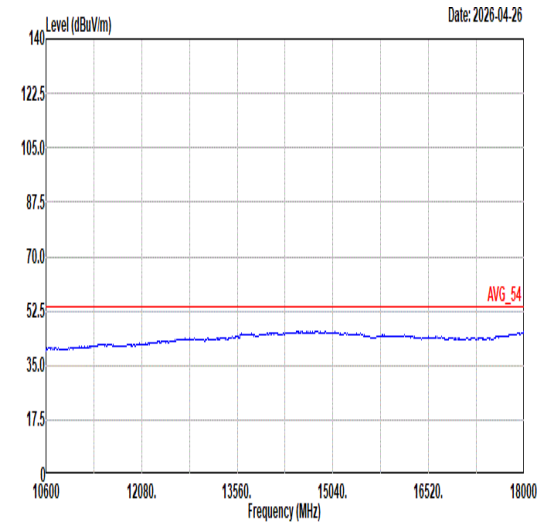 Site : 03CH22-HY Condition: AVG_54 3m DRH18-E_LE2C04A18EN_250520 HORIZONTAL	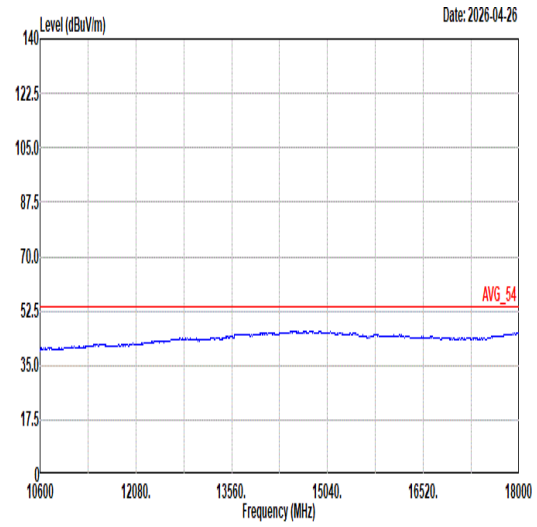 Site : 03CH22-HY Condition: AVG_54 3m DRH18-E_LE2C04A18EN_250520 VERTICAL

Mode	38	
	Band Edge	
	U-NII-2C_5.47-5.725_802.11ax HE20_CH100_Full RU_5500MHz	
ANT	6+7	
Pol.	Horizontal	Fundamental

Peak

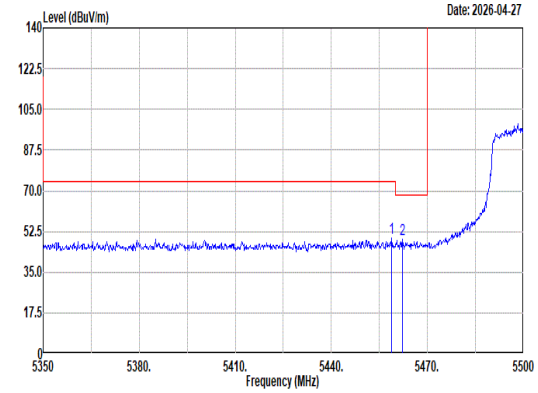

Site : 03CH22-HY
Condition: PEAK_BE(UNII)_B3 3m DRH18-E_LE2C04A18EN_250520 HORIZONTAL
: RBW:1000.000kHz VBW:3000.000kHz SWT:Auto

	Freq	Level	Limit Line	Margin	Read Level	Ant Factor	Cable Loss	Preamp Factor	Aux Factor	APos	TPos	Remark
	MHz	dBuV/m	dBuV/m	dB	dBuV	dB/m	dB	dB	dB	cm	deg	
1	5458.90	49.70	74.00	-24.30	38.35	32.42	12.40	34.35	0.88	244	65	Peak
2	5462.20	48.94	68.20	-19.26	37.59	32.42	12.40	34.35	0.88	244	65	Peak

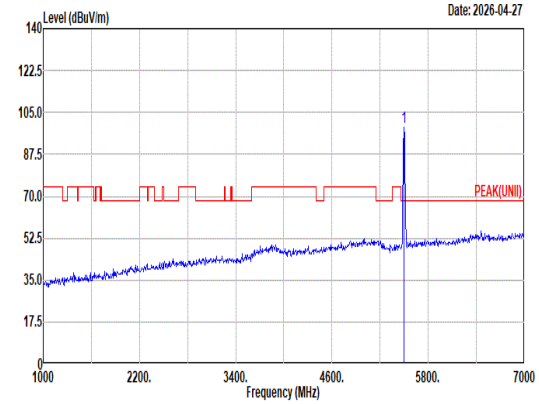

Site : 03CH22-HY
Condition: PEAK(UNII) 3m DRH18-E_LE2C04A18EN_250520 HORIZONTAL
: RBW:1000.000kHz VBW:3000.000kHz SWT:Auto

	Freq	Level	Limit Line	Margin	Read Level	Ant Factor	Cable Loss	Preamp Factor	Aux Factor	APos	TPos	Remark
	MHz	dBuV/m	dBuV/m	dB	dBuV	dB/m	dB	dB	dB	cm	deg	
1	5500.00	98.93	------	------	87.58	32.50	12.40	34.42	0.87	244	65	Peak

Avg

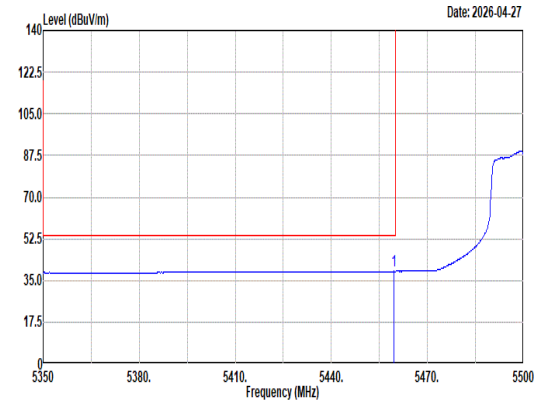

Site : 03CH22-HY
Condition: AVG_BE(UNII)_B3 3m DRH18-E_LE2C04A18EN_250520 HORIZONTAL
: RBW:1000.000kHz VBW:0.010kHz SWT:Auto

	Freq	Level	Limit Line	Margin	Read Level	Ant Factor	Cable Loss	Preamp Factor	Aux Factor	APos	TPos	Remark
	MHz	dBuV/m	dBuV/m	dB	dBuV	dB/m	dB	dB	dB	cm	deg	
1	5459.50	38.86	54.00	-15.14	27.51	32.42	12.40	34.35	0.88	244	65	Average

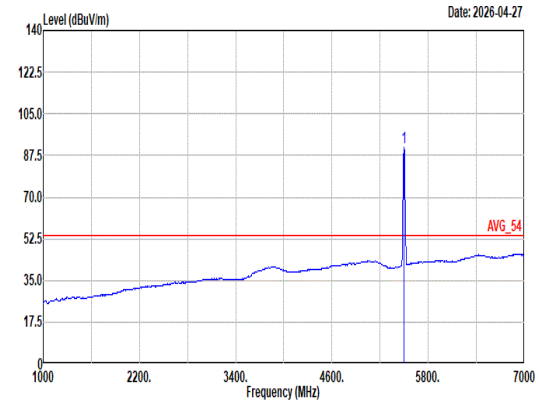

Site : 03CH22-HY
Condition: AVG_54 3m DRH18-E_LE2C04A18EN_250520 HORIZONTAL
: RBW:1000.000kHz VBW:0.010kHz SWT:Auto

	Freq	Level	Limit Line	Margin	Read Level	Ant Factor	Cable Loss	Preamp Factor	Aux Factor	APos	TPos	Remark
	MHz	dBuV/m	dBuV/m	dB	dBuV	dB/m	dB	dB	dB	cm	deg	
1	5500.00	91.09	------	------	79.74	32.50	12.40	34.42	0.87	244	65	Average

Mode	38	
	Band Edge	
	U-NII-2C_5.47-5.725_802.11ax HE20_CH100_Full RU_5500MHz	
ANT	6+7	
Pol.	Vertical	Fundamental

Peak

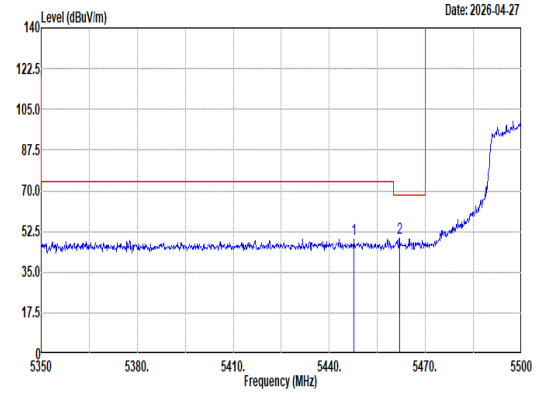

Site : 03CH22-HY
Condition: PEAK_BE(UNII)_B3 3m DRH18-E_LE2C04A18EN_250520 VERTICAL
: RBW:1000.000kHz VBW:3000.000kHz SWT:Auto

	Freq	Level	Limit Line	Margin	Read Level	Ant Factor	Cable Loss	Preamp Factor	Aux Factor	APos	TPos	Remark
	MHz	dBuV/m	dBuV/m	dB	dBuV	dB/m	dB	dB	dB	cm	deg	
1	5447.65	49.33	74.00	-24.67	37.99	32.40	12.39	34.33	0.88	100	39	Peak
2	5461.90	49.41	68.20	-18.79	38.06	32.42	12.40	34.35	0.88	100	39	Peak

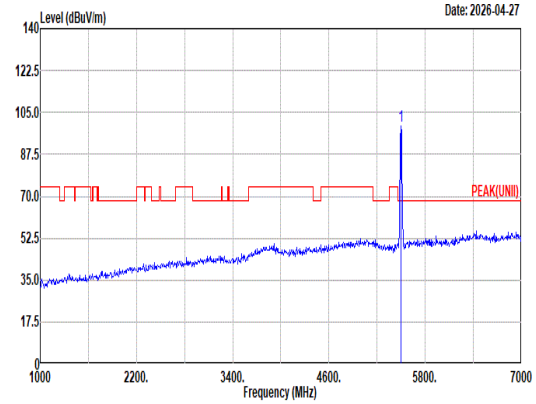

Site : 03CH22-HY
Condition: PEAK(UNII) 3m DRH18-E_LE2C04A18EN_250520 VERTICAL
: RBW:1000.000kHz VBW:3000.000kHz SWT:Auto

	Freq	Level	Limit Line	Margin	Read Level	Ant Factor	Cable Loss	Preamp Factor	Aux Factor	APos	TPos	Remark
	MHz	dBuV/m	dBuV/m	dB	dBuV	dB/m	dB	dB	dB	cm	deg	
1	5500.00	99.57	------	------	88.22	32.50	12.40	34.42	0.87	100	39	Peak

Avg

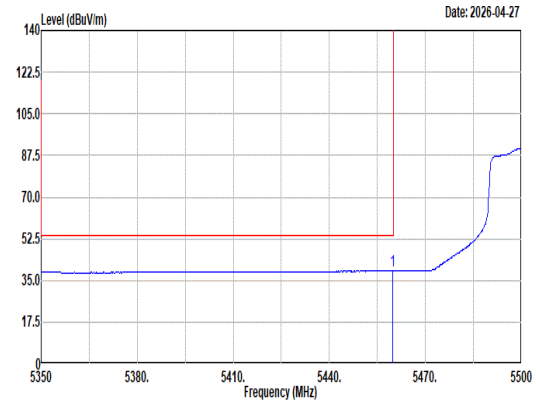

Site : 03CH22-HY
Condition: AVG_BE(UNII)_B3 3m DRH18-E_LE2C04A18EN_250520 VERTICAL
: RBW:1000.000kHz VBW:0.010kHz SWT:Auto

	Freq	Level	Limit Line	Margin	Read Level	Ant Factor	Cable Loss	Preamp Factor	Aux Factor	APos	TPos	Remark
	MHz	dBuV/m	dBuV/m	dB	dBuV	dB/m	dB	dB	dB	cm	deg	
1	5459.80	38.96	54.00	-15.04	27.61	32.42	12.40	34.35	0.88	100	39	Average

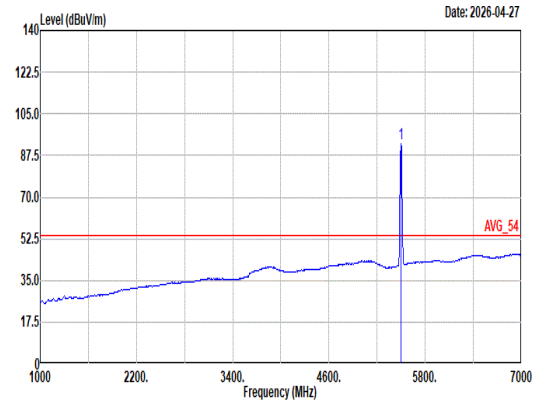

Site : 03CH22-HY
Condition: AVG_54 3m DRH18-E_LE2C04A18EN_250520 VERTICAL
: RBW:1000.000kHz VBW:0.010kHz SWT:Auto

	Freq	Level	Limit Line	Margin	Read Level	Ant Factor	Cable Loss	Preamp Factor	Aux Factor	APos	TPos	Remark
	MHz	dBuV/m	dBuV/m	dB	dBuV	dB/m	dB	dB	dB	cm	deg	
1	5500.00	92.25	------	------	80.90	32.50	12.40	34.42	0.87	100	39	Average

Mode	38	
	Harmonic	
	U-NII-2C_5.47-5.725_802.11ax HE20_CH100_Full RU_5500MHz	
ANT	6+7	
Pol.	Horizontal	Vertical

Peak

Avg

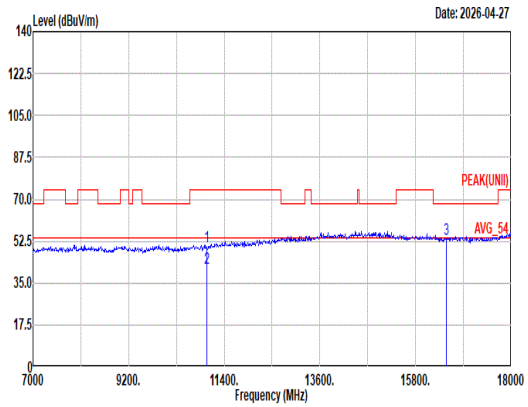

Site : 03CH22-HY
Condition: PEAK(UNII) 3m DRH18-E_LE2C04A18EN_250520 HORIZONTAL

	Freq	Level	Limit Line	Margin	Read Level	Ant Factor	Cable Loss	Preamp Factor	Aux Factor	APos	TPos	Remark
	MHz	dBuV/m	dBuV/m	dB	dBuV	dB/m	dB	dB	dB	cm	deg	
1	11000.00	50.30	74.00	-23.70	33.28	37.90	17.56	39.77	1.33	--	--	Peak
2	11000.00	41.05	54.00	-12.95	24.03	37.90	17.56	39.77	1.33	--	--	Average
3	16500.00	53.44	68.20	-14.76	35.12	40.80	21.57	46.03	1.98	--	--	Peak

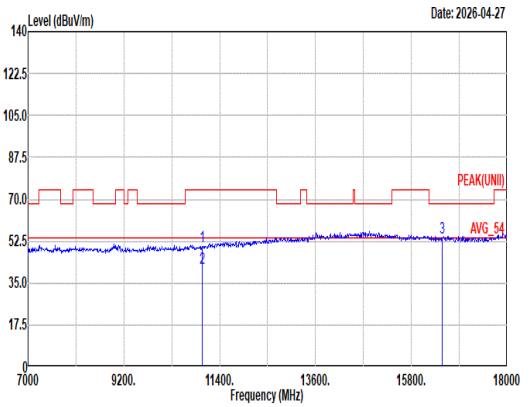

Site : 03CH22-HY
Condition: PEAK(UNII) 3m DRH18-E_LE2C04A18EN_250520 VERTICAL

	Freq	Level	Limit Line	Margin	Read Level	Ant Factor	Cable Loss	Preamp Factor	Aux Factor	APos	TPos	Remark
	MHz	dBuV/m	dBuV/m	dB	dBuV	dB/m	dB	dB	dB	cm	deg	
1	11000.00	50.35	74.00	-23.65	33.33	37.90	17.56	39.77	1.33	--	--	Peak
2	11000.00	41.13	54.00	-12.87	24.11	37.90	17.56	39.77	1.33	--	--	Average
3	16500.00	54.03	68.20	-14.17	35.71	40.80	21.57	46.03	1.98	--	--	Peak

Mode	38	
	Harmonic	
	U-NII-2C_5.47-5.725_802.11ax HE20_CH100_Full RU_5500MHz	
ANT	6+7	
Pol.	Horizontal	Vertical
10.6G ~18G Avg	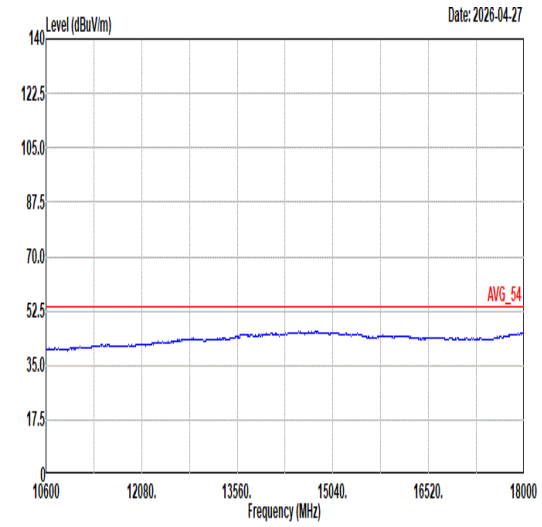 Site : 03CH22-HY Condition: AVG_54 3m DRH18-E_LE2C04A18EN_250520 HORIZONTAL	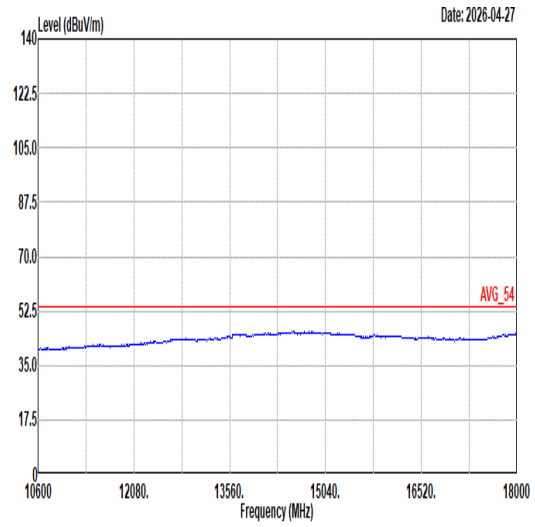 Site : 03CH22-HY Condition: AVG_54 3m DRH18-E_LE2C04A18EN_250520 VERTICAL

Mode	39
	Band Edge - L
	U-NII-2C_5.47-5.725_802.11ax HE20_CH120_Full RU_5600MHz
ANT	6+7

Pol.	Horizontal	Fundamental

Peak

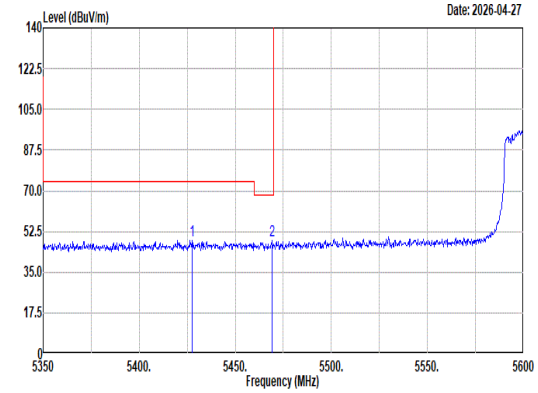

Site : 03CH22-HY
Condition: PEAK_BE(UNII)_B3 3m DRH18-E_LE2C04A18EN_250520 HORIZONTAL
: RBW:1000.000kHz VBW:3000.000kHz SWT:Auto

	Freq	Level	Limit Line	Margin	Read Level	Ant Factor	Cable Loss	Preamp Factor	Aux Factor	APos	TPos	Remark
	MHz	dBuV/m	dBuV/m	dB	dBuV	dB/m	dB	dB	dB	cm	deg	
1	5427.50	48.54	74.00	-25.46	37.21	32.35	12.39	34.29	0.88	236	63	Peak
2	5469.25	48.58	68.20	-19.62	37.23	32.44	12.40	34.37	0.88	236	63	Peak

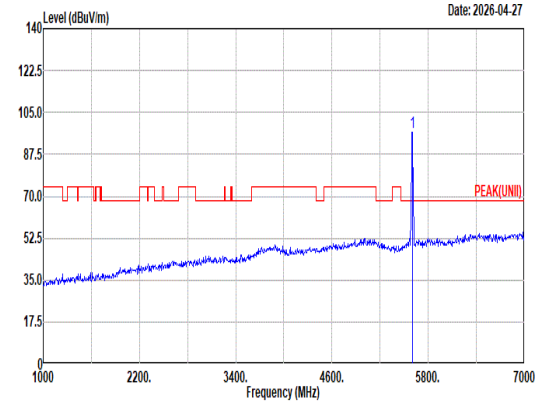

Site : 03CH22-HY
Condition: PEAK(UNII) 3m DRH18-E_LE2C04A18EN_250520 HORIZONTAL
: RBW:1000.000kHz VBW:3000.000kHz SWT:Auto

	Freq	Level	Limit Line	Margin	Read Level	Ant Factor	Cable Loss	Preamp Factor	Aux Factor	APos	TPos	Remark
	MHz	dBuV/m	dBuV/m	dB	dBuV	dB/m	dB	dB	dB	cm	deg	
1	5600.00	96.88	------	------	85.30	32.82	12.42	34.51	0.85	236	63	Peak

Avg

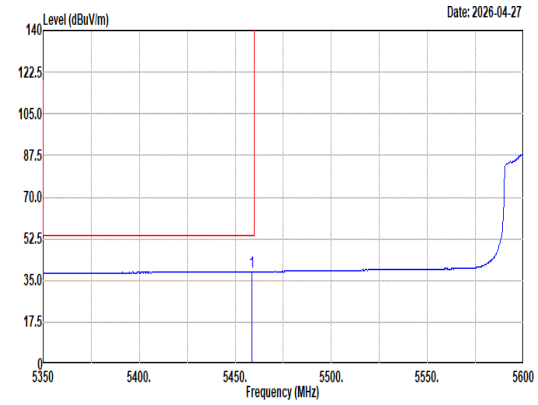

Site : 03CH22-HY
Condition: AVG_BE(UNII)_B3 3m DRH18-E_LE2C04A18EN_250520 HORIZONTAL
: RBW:1000.000kHz VBW:0.010kHz SWT:Auto

	Freq	Level	Limit Line	Margin	Read Level	Ant Factor	Cable Loss	Preamp Factor	Aux Factor	APos	TPos	Remark
	MHz	dBuV/m	dBuV/m	dB	dBuV	dB/m	dB	dB	dB	cm	deg	
1	5458.75	38.68	54.00	-15.32	27.33	32.42	12.40	34.35	0.88	236	63	Average

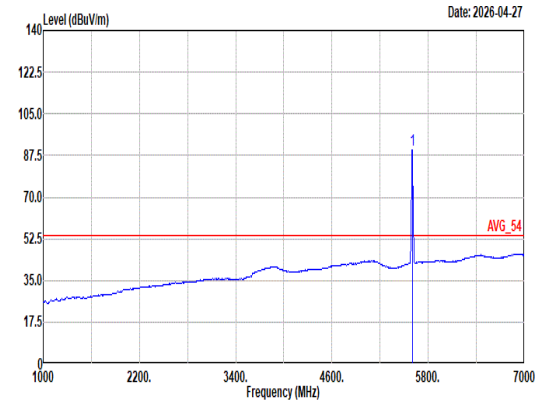

Site : 03CH22-HY
Condition: AVG_54 3m DRH18-E_LE2C04A18EN_250520 HORIZONTAL
: RBW:1000.000kHz VBW:0.010kHz SWT:Auto

	Freq	Level	Limit Line	Margin	Read Level	Ant Factor	Cable Loss	Preamp Factor	Aux Factor	APos	TPos	Remark
	MHz	dBuV/m	dBuV/m	dB	dBuV	dB/m	dB	dB	dB	cm	deg	
1	5600.00	89.83	------	------	78.25	32.82	12.42	34.51	0.85	236	63	Average

Mode	39	
	Band Edge - R	
	U-NII-2C_5.47-5.725_802.11ax HE20_CH120_Full RU_5600MHz	
ANT	6+7	
Pol.	Horizontal	Fundamental
Peak	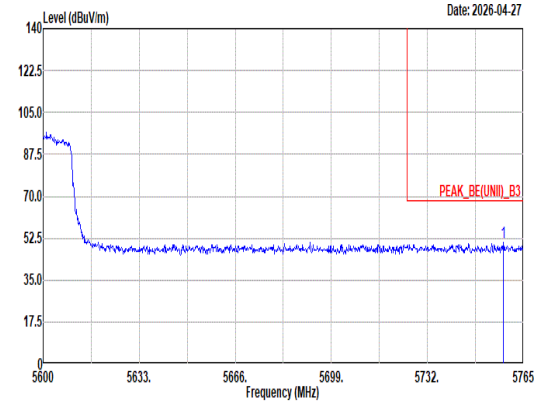 Site : 03CH22-HY Condition: PEAK_BE(UNII)_B3 3m DRH18-E_LE2C04A18EN_250520 HORIZONTAL : RBW:1000.000kHz VBW:3000.000kHz SWT:Auto Limit Read Ant Cable Preamp Aux APos TPos Freq Level Line Margin Level Factor Loss Factor Factor Remark MHz dBuV/m dBuV/m dB dBuV dB/m dB dB dB cm deg 1 5758.07 50.96 68.20 -17.24 38.30 33.72 12.46 34.65 1.13 236 63 Peak	Blank

Mode	39	
	Band Edge - L	
	U-NII-2C_5.47-5.725_802.11ax HE20_CH120_Full RU_5600MHz	
ANT	6+7	
Pol.	Vertical	Fundamental

Peak

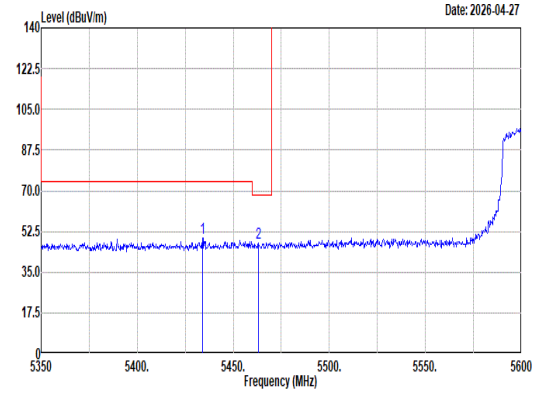

Site : 03CH22-HY
Condition: PEAK_BE(UNII)_B3 3m DRH18-E_LE2C04A18EN_250520 VERTICAL
: RBW:1000.000kHz VBW:3000.000kHz SWT:Auto

	Freq	Level	Limit Line	Margin	Read Level	Ant Factor	Cable Loss	Preamp Factor	Aux Factor	APos	TPos	Remark
	MHz	dBuV/m	dBuV/m	dB	dBuV	dB/m	dB	dB	dB	cm	deg	
1	5434.00	49.51	74.00	-24.49	38.17	32.37	12.39	34.30	0.88	100	38	Peak
2	5463.25	47.77	68.20	-20.43	36.42	32.43	12.40	34.36	0.88	100	38	Peak

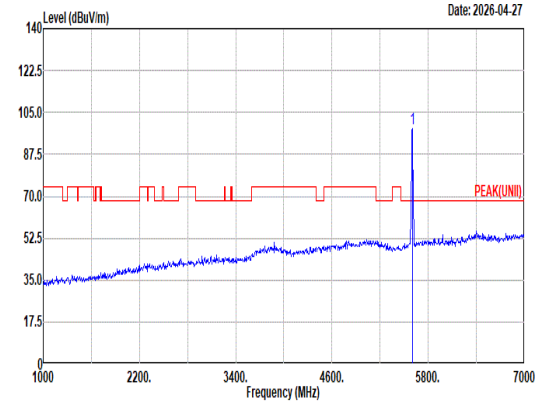

Site : 03CH22-HY
Condition: PEAK(UNII) 3m DRH18-E_LE2C04A18EN_250520 VERTICAL
: RBW:1000.000kHz VBW:3000.000kHz SWT:Auto

	Freq	Level	Limit Line	Margin	Read Level	Ant Factor	Cable Loss	Preamp Factor	Aux Factor	APos	TPos	Remark
	MHz	dBuV/m	dBuV/m	dB	dBuV	dB/m	dB	dB	dB	cm	deg	
1	5600.00	98.14	------	------	86.56	32.82	12.42	34.51	0.85	100	38	Peak

Avg

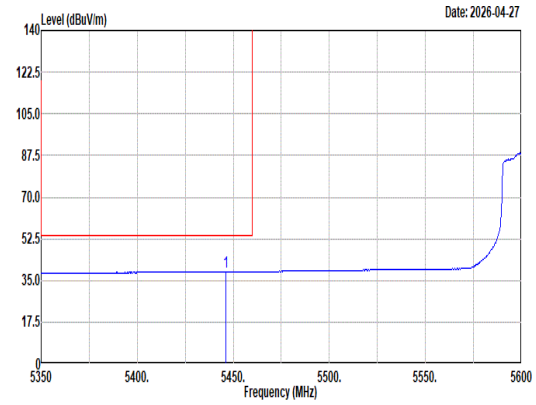

Site : 03CH22-HY
Condition: AVG_BE(UNII)_B3 3m DRH18-E_LE2C04A18EN_250520 VERTICAL
: RBW:1000.000kHz VBW:0.010kHz SWT:Auto

	Freq	Level	Limit Line	Margin	Read Level	Ant Factor	Cable Loss	Preamp Factor	Aux Factor	APos	TPos	Remark
	MHz	dBuV/m	dBuV/m	dB	dBuV	dB/m	dB	dB	dB	cm	deg	
1	5446.25	38.79	54.00	-15.21	27.46	32.39	12.39	34.33	0.88	100	38	Average

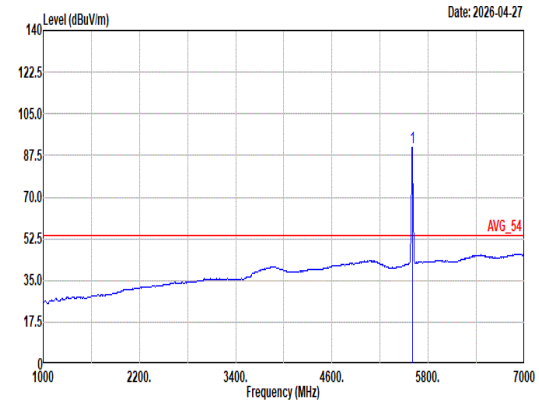

Site : 03CH22-HY
Condition: AVG_54 3m DRH18-E_LE2C04A18EN_250520 VERTICAL
: RBW:1000.000kHz VBW:0.010kHz SWT:Auto

	Freq	Level	Limit Line	Margin	Read Level	Ant Factor	Cable Loss	Preamp Factor	Aux Factor	APos	TPos	Remark
	MHz	dBuV/m	dBuV/m	dB	dBuV	dB/m	dB	dB	dB	cm	deg	
1	5600.00	90.67	------	------	79.12	32.79	12.42	34.51	0.85	100	38	Average

Mode	39	
	Band Edge - R	
	U-NII-2C_5.47-5.725_802.11ax HE20_CH120_Full RU_5600MHz	
ANT	6+7	
Pol.	Vertical	Fundamental
Peak	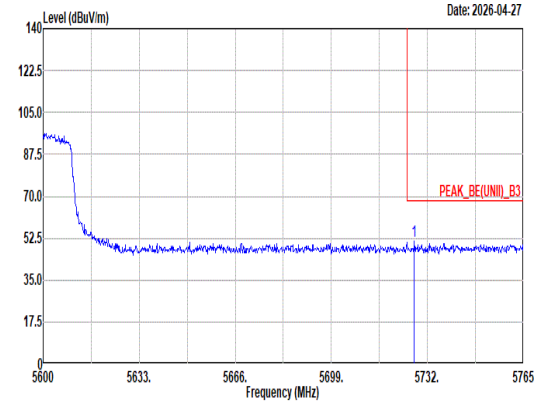	Blank

Site : 03CH22-HY
Condition: PEAK_BE(UNII)_B3 3m DRH18-E_LE2C04A18EN_250520 VERTICAL
: RBW:1000.000kHz VBW:3000.000kHz SWT:Auto

	Freq	Level	Limit Line	Margin	Read Level	Ant Factor	Cable Loss	Preamp Factor	Aux Factor	APos	TPos	Remark
	MHz	dBuV/m	dBuV/m	dB	dBuV	dB/m	dB	dB	dB	cm	deg	
1	5727.55	51.20	68.20	-17.00	38.60	33.70	12.45	34.62	1.07	100	38	Peak

Mode	39	
	Harmonic	
	U-NII-2C_5.47-5.725_802.11ax HE20_CH120_Full RU_5600MHz	
ANT	6+7	
Pol.	Horizontal	Vertical

Peak

Avg

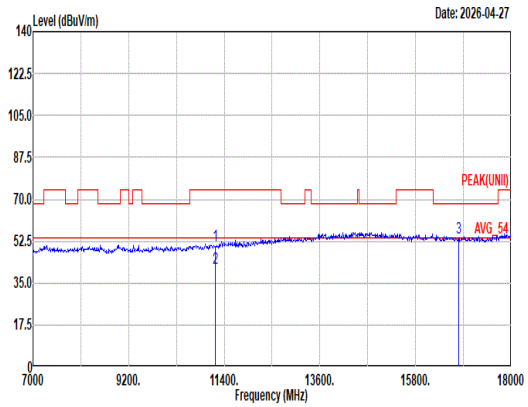

Site : 03CH22-HY
Condition: PEAK(UNII) 3m DRH18-E_LE2C04A18EN_250520 HORIZONTAL

	Freq	Level	Limit Line	Margin	Read Level	Ant Factor	Cable Loss	Preamp Factor	Aux Factor	APos	TPos	Remark
	MHz	dBuV/m	dBuV/m	dB	dBuV	dB/m	dB	dB	dB	cm	deg	
1	11200.00	50.80	74.00	-23.20	33.32	38.40	17.68	39.95	1.35	--	--	Peak
2	11200.00	41.47	54.00	-12.53	23.99	38.40	17.68	39.95	1.35	--	--	Average
3	16800.00	53.95	68.20	-14.25	35.87	40.60	21.69	46.17	1.96	--	--	Peak

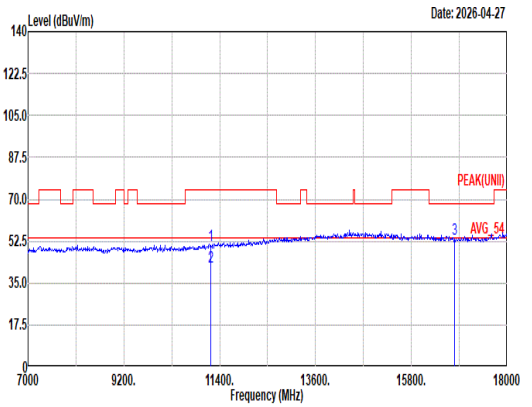

Site : 03CH22-HY
Condition: PEAK(UNII) 3m DRH18-E_LE2C04A18EN_250520 VERTICAL

	Freq	Level	Limit Line	Margin	Read Level	Ant Factor	Cable Loss	Preamp Factor	Aux Factor	APos	TPos	Remark
	MHz	dBuV/m	dBuV/m	dB	dBuV	dB/m	dB	dB	dB	cm	deg	
1	11200.00	50.86	74.00	-23.14	33.38	38.40	17.68	39.95	1.35	--	--	Peak
2	11200.00	41.74	54.00	-12.26	24.26	38.40	17.68	39.95	1.35	--	--	Average
3	16800.00	53.42	68.20	-14.78	35.34	40.60	21.69	46.17	1.96	--	--	Peak

Mode	39	
	Harmonic	
	U-NII-2C_5.47-5.725_802.11ax HE20_CH120_Full RU_5600MHz	
ANT	6+7	
Pol.	Horizontal	Vertical
10.6G ~18G Avg	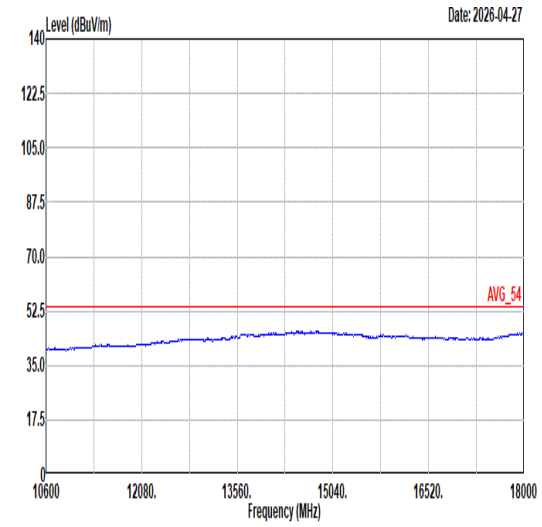 Site : 03CH22-HY Condition: AVG_54 3m DRH18-E_LE2C04A18EN_250520 HORIZONTAL	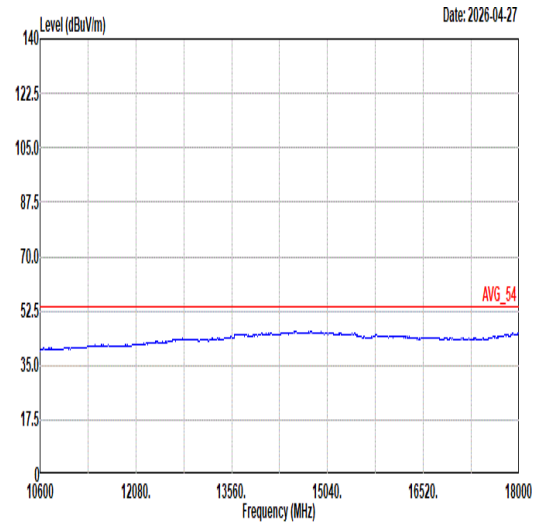 Site : 03CH22-HY Condition: AVG_54 3m DRH18-E_LE2C04A18EN_250520 VERTICAL

Mode	40	
	Band Edge	
	U-NII-2C_5.47-5.725_802.11ax HE20_CH140_Full RU_5700MHz	
ANT	6+7	
Pol.	Horizontal	Fundamental
Peak	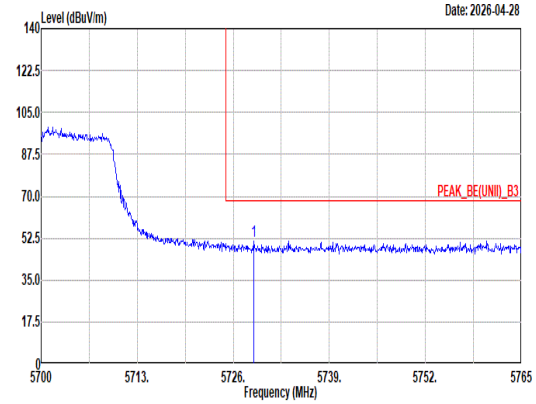 Site : 03CH22-HY Condition: PEAK_BE(UNII)_B3 3m DRH18-E_LE2C04A18EN_250520 HORIZONTAL : RBW:1000.000kHz VBW:3000.000kHz SWT:Auto Freq Level Limit Line Margin Read Level Ant Factor Cable Loss Preamp Factor Aux Factor APos TPos Remark MHz dBuV/m dBuV/m dB dBuV dB/m dB dB dB cm deg 1 5728.80 51.25 68.20 -16.95 38.65 33.70 12.45 34.63 1.08 100 71 Peak	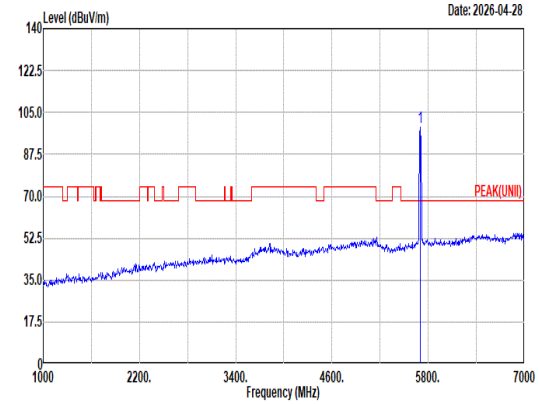 Site : 03CH22-HY Condition: PEAK(UNII) 3m DRH18-E_LE2C04A18EN_250520 HORIZONTAL : RBW:1000.000kHz VBW:3000.000kHz SWT:Auto Freq Level Limit Line Margin Read Level Ant Factor Cable Loss Preamp Factor Aux Factor APos TPos Remark MHz dBuV/m dBuV/m dB dBuV dB/m dB dB dB cm deg 1 5700.00 98.95 ------ ------ 86.41 33.68 12.44 34.60 1.02 100 71 Peak
Avg	Blank	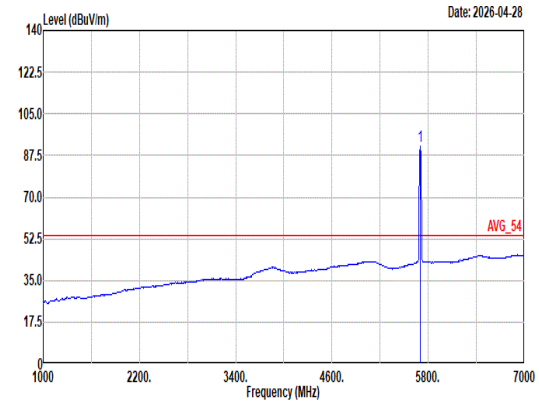 Site : 03CH22-HY Condition: AVG_54 3m DRH18-E_LE2C04A18EN_250520 HORIZONTAL : RBW:1000.000kHz VBW:0.010kHz SWT:Auto Freq Level Limit Line Margin Read Level Ant Factor Cable Loss Preamp Factor Aux Factor APos TPos Remark MHz dBuV/m dBuV/m dB dBuV dB/m dB dB dB cm deg 1 5700.00 91.44 ------ ------ 78.90 33.68 12.44 34.60 1.02 100 71 Average

Mode	40	
	Band Edge	
	U-NII-2C_5.47-5.725_802.11ax HE20_CH140_Full RU_5700MHz	
ANT	6+7	
Pol.	Vertical	Fundamental
Peak	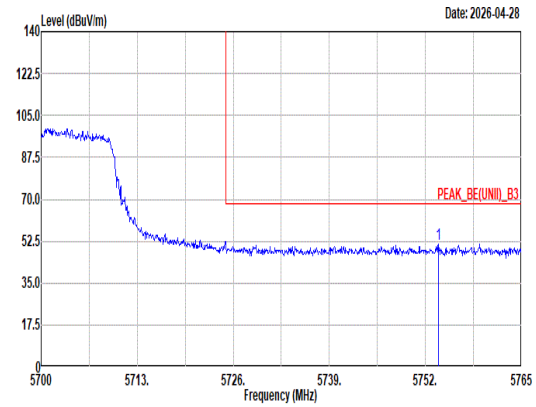 Site : 03CH22-HY Condition: PEAK_BE(UNII)_B3 3m DRH18-E_LE2C04A18EN_250520 VERTICAL : RBW:1000.000kHz VBW:3000.000kHz SWT:Auto Freq Level Limit Line Margin Read Level Ant Factor Cable Loss Preamp Factor Aux Factor APos TPos Remark MHz dBuV/m dBuV/m dB dBuV dB/m dB dB dB cm deg 1 5753.76 51.23 68.20 -16.97 38.59 33.71 12.46 34.65 1.12 100 32 Peak	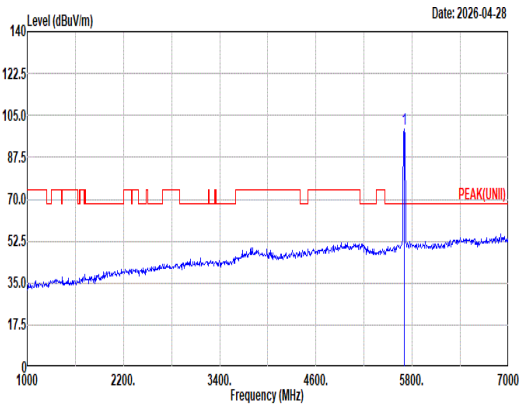 Site : 03CH22-HY Condition: PEAK(UNII) 3m DRH18-E_LE2C04A18EN_250520 VERTICAL : RBW:1000.000kHz VBW:3000.000kHz SWT:Auto Freq Level Limit Line Margin Read Level Ant Factor Cable Loss Preamp Factor Aux Factor APos TPos Remark MHz dBuV/m dBuV/m dB dBuV dB/m dB dB dB cm deg 1 5700.00 99.49 ------ ------ 86.91 33.70 12.45 34.60 1.03 100 32 Peak
Avg	Blank	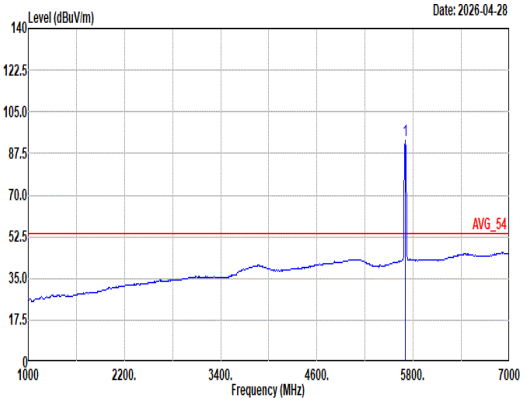 Site : 03CH22-HY Condition: AVG_54 3m DRH18-E_LE2C04A18EN_250520 VERTICAL : RBW:1000.000kHz VBW:0.010kHz SWT:Auto Freq Level Limit Line Margin Read Level Ant Factor Cable Loss Preamp Factor Aux Factor APos TPos Remark MHz dBuV/m dBuV/m dB dBuV dB/m dB dB dB cm deg 1 5700.00 93.13 ------ ------ 80.59 33.68 12.44 34.60 1.02 100 32 Average

Mode	40	
	Harmonic	
	U-NII-2C_5.47-5.725_802.11ax HE20_CH140_Full RU_5700MHz	
ANT	6+7	
Pol.	Horizontal	Vertical

Peak

Avg

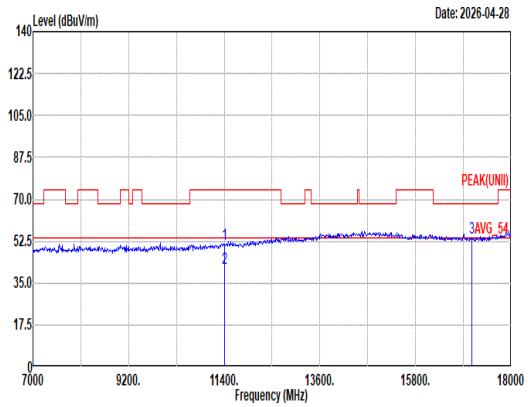

Site : 03CH22-HY
Condition: PEAK(UNII) 3m DRH18-E_LE2C04A18EN_250520 HORIZONTAL

	Freq	Level	Limit Line	Margin	Read Level	Ant Factor	Cable Loss	Preamp Factor	Aux Factor	APos	TPos	Remark
	MHz	dBuV/m	dBuV/m	dB	dBuV	dB/m	dB	dB	dB	cm	deg	
1	11400.00	51.07	74.00	-22.93	33.24	38.80	17.81	40.14	1.36	--	--	Peak
2	11400.00	41.46	54.00	-12.54	23.63	38.80	17.81	40.14	1.36	--	--	Average
3	17100.00	53.65	68.20	-14.55	35.89	40.40	21.78	46.36	1.94	--	--	Peak

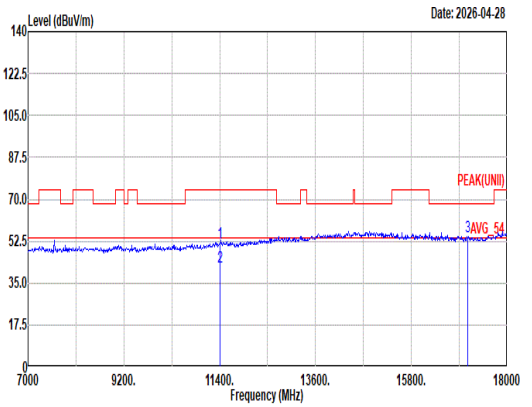

Site : 03CH22-HY
Condition: PEAK(UNII) 3m DRH18-E_LE2C04A18EN_250520 VERTICAL

	Freq	Level	Limit Line	Margin	Read Level	Ant Factor	Cable Loss	Preamp Factor	Aux Factor	APos	TPos	Remark
	MHz	dBuV/m	dBuV/m	dB	dBuV	dB/m	dB	dB	dB	cm	deg	
1	11400.00	51.54	74.00	-22.46	33.71	38.80	17.81	40.14	1.36	--	--	Peak
2	11400.00	41.97	54.00	-12.03	24.14	38.80	17.81	40.14	1.36	--	--	Average
3	17100.00	54.47	68.20	-13.73	36.71	40.40	21.78	46.36	1.94	--	--	Peak

Mode	40	
	Harmonic	
	U-NII-2C_5.47-5.725_802.11ax HE20_CH140_Full RU_5700MHz	
ANT	6+7	
Pol.	Horizontal	Vertical
10.6G ~18G Avg	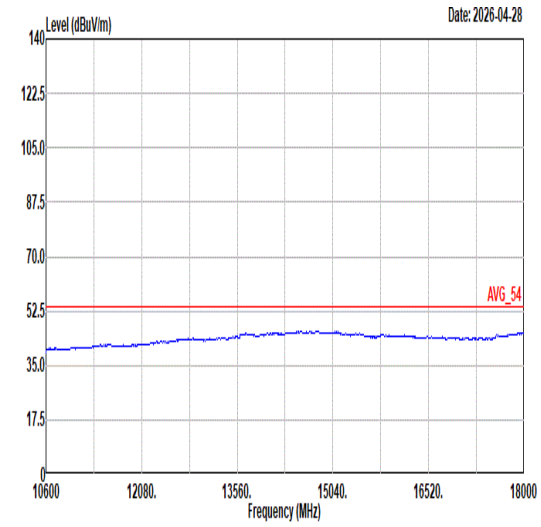 Site : 03CH22-HY Condition: AVG_54 3m DRH18-E_LE2C04A18EN_250520 HORIZONTAL	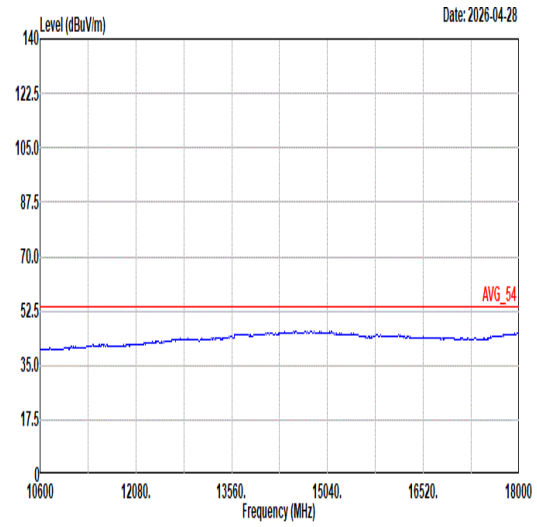 Site : 03CH22-HY Condition: AVG_54 3m DRH18-E_LE2C04A18EN_250520 VERTICAL

Mode	41
	Band Edge - L
	U-NII-2C_5.47-5.725_802.11ax HE40_CH102_Full RU_5510MHz
ANT	6+7

Pol.	Horizontal	Fundamental

Peak

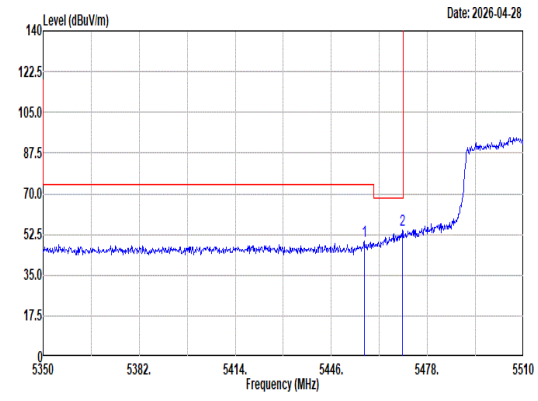

Site : 03CH22-HY
Condition: PEAK_BE(UNII)_B3 3m DRH18-E_LE2C04A18EN_250520 HORIZONTAL
: RBW:1000.000kHz VBW:3000.000kHz SWT:Auto

	Freq	Level	Limit Line	Margin	Read Level	Ant Factor	Cable Loss	Preamp Factor	Aux Factor	APos	TPos	Remark
	MHz	dBuV/m	dBuV/m	dB	dBuV	dB/m	dB	dB	dB	cm	deg	
1	5457.04	49.48	74.00	-24.52	38.13	32.41	12.40	34.34	0.88	100	71	Peak
2	5469.68	54.32	68.20	-13.88	42.97	32.44	12.40	34.37	0.88	100	71	Peak

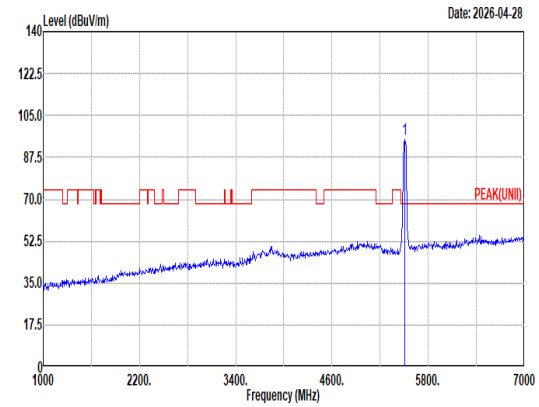

Site : 03CH22-HY
Condition: PEAK(UNII) 3m DRH18-E_LE2C04A18EN_250520 HORIZONTAL
: RBW:1000.000kHz VBW:3000.000kHz SWT:Auto

	Freq	Level	Limit Line	Margin	Read Level	Ant Factor	Cable Loss	Preamp Factor	Aux Factor	APos	TPos	Remark
	MHz	dBuV/m	dBuV/m	dB	dBuV	dB/m	dB	dB	dB	cm	deg	
1	5510.00	94.90	------	------	83.54	32.52	12.40	34.43	0.87	100	71	Peak

Avg

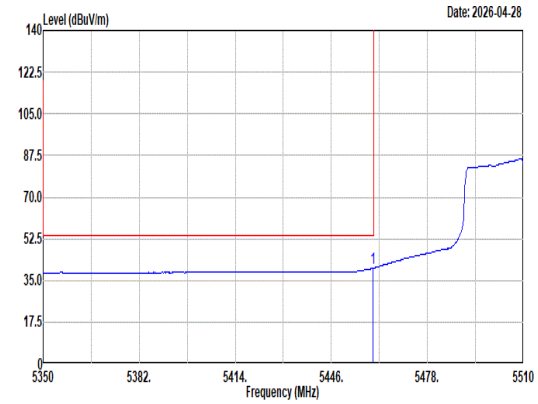

Site : 03CH22-HY
Condition: AVG_BE(UNII)_B3 3m DRH18-E_LE2C04A18EN_250520 HORIZONTAL
: RBW:1000.000kHz VBW:0.010kHz SWT:Auto

	Freq	Level	Limit Line	Margin	Read Level	Ant Factor	Cable Loss	Preamp Factor	Aux Factor	APos	TPos	Remark
	MHz	dBuV/m	dBuV/m	dB	dBuV	dB/m	dB	dB	dB	cm	deg	
1	5459.92	40.13	54.00	-13.87	28.78	32.42	12.40	34.35	0.88	100	71	Average

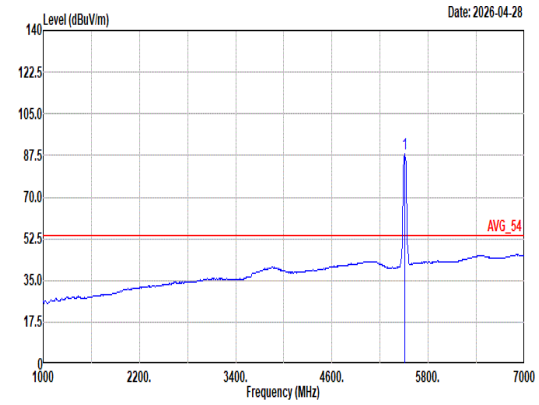

Site : 03CH22-HY
Condition: AVG_54 3m DRH18-E_LE2C04A18EN_250520 HORIZONTAL
: RBW:1000.000kHz VBW:0.010kHz SWT:Auto

	Freq	Level	Limit Line	Margin	Read Level	Ant Factor	Cable Loss	Preamp Factor	Aux Factor	APos	TPos	Remark
	MHz	dBuV/m	dBuV/m	dB	dBuV	dB/m	dB	dB	dB	cm	deg	
1	5510.00	88.07	------	------	76.71	32.52	12.40	34.43	0.87	100	71	Average

<table>
<tr><td rowspan="3">Mode</td><td colspan="2">41</td></tr>
<tr><td colspan="2">Band Edge - R</td></tr>
<tr><td colspan="2">U-NII-2C_5.47-5.725_802.11ax HE40_CH102_Full RU_5510MHz</td></tr>
<tr><td>ANT</td><td colspan="2">6+7</td></tr>
<tr><td>Pol.</td><td>Horizontal</td><td>Fundamental</td></tr>
<tr><td>Peak</td><td> 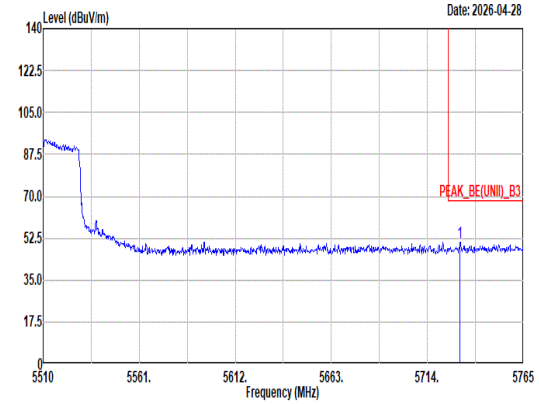

Site : 03CH22-HY
Condition: PEAK_BE(UNII)_B3 3m DRH18-E_LE2C04A18EN_250520 HORIZONTAL
: RBW:1000.000kHz VBW:3000.000kHz SWT:Auto
<table>
<tr><td></td><td>Freq</td><td>Level</td><td>Limit Line</td><td>Margin</td><td>Read Level</td><td>Ant Factor</td><td>Cable Loss</td><td>Preamp Factor</td><td>Aux Factor</td><td>APos</td><td>TPos</td><td>Remark</td></tr>
<tr><td></td><td>MHz</td><td>dBuV/m</td><td>dBuV/m</td><td>dB</td><td>dBuV</td><td>dB/m</td><td>dB</td><td>dB</td><td>dB</td><td>cm</td><td>deg</td><td></td></tr>
<tr><td>1</td><td>5731.34</td><td>50.84</td><td>68.20</td><td>-17.36</td><td>38.24</td><td>33.70</td><td>12.45</td><td>34.63</td><td>1.08</td><td>100</td><td>71</td><td>Peak</td></tr>
</table></td><td>Blank</td></tr>
</table>

Mode	41	
	Band Edge - L	
	U-NII-2C_5.47-5.725_802.11ax HE40_CH102_Full RU_5510MHz	
ANT	6+7	
Pol.	Vertical	Fundamental

Peak

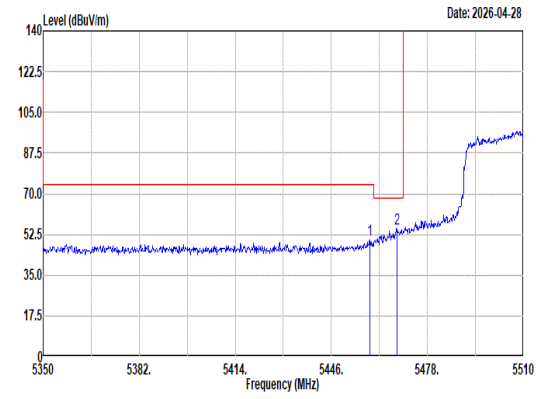

Site : 03CH22-HY
Condition: PEAK_BE(UNII)_B3 3m DRH18-E_LE2C04A18EN_250520 VERTICAL
: RBW:1000.000kHz VBW:3000.000kHz SWT:Auto

	Freq	Level	Limit Line	Margin	Read Level	Ant Factor	Cable Loss	Preamp Factor	Aux Factor	APos	TPos	Remark
	MHz	dBuV/m	dBuV/m	dB	dBuV	dB/m	dB	dB	dB	cm	deg	
1	5458.80	50.34	74.00	-23.66	38.99	32.42	12.40	34.35	0.88	102	30	Peak
2	5467.76	55.15	68.20	-13.05	43.79	32.44	12.40	34.36	0.88	102	30	Peak

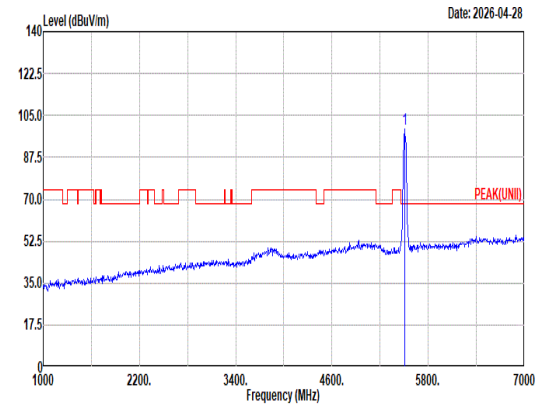

Site : 03CH22-HY
Condition: PEAK(UNII) 3m DRH18-E_LE2C04A18EN_250520 VERTICAL
: RBW:1000.000kHz VBW:3000.000kHz SWT:Auto

	Freq	Level	Limit Line	Margin	Read Level	Ant Factor	Cable Loss	Preamp Factor	Aux Factor	APos	TPos	Remark
	MHz	dBuV/m	dBuV/m	dB	dBuV	dB/m	dB	dB	dB	cm	deg	
1	5510.00	99.42	------	------	88.06	32.52	12.40	34.43	0.87	102	30	Peak

Avg

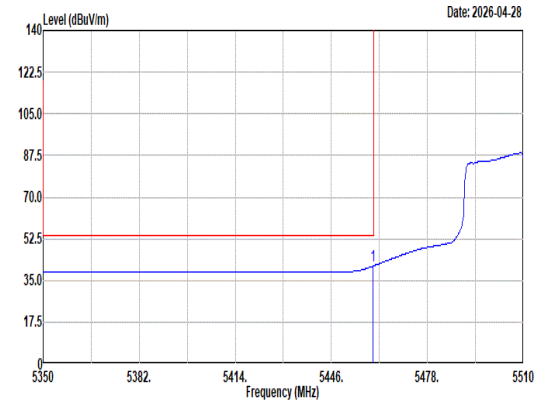

Site : 03CH22-HY
Condition: AVG_BE(UNII)_B3 3m DRH18-E_LE2C04A18EN_250520 VERTICAL
: RBW:1000.000kHz VBW:0.010kHz SWT:Auto

	Freq	Level	Limit Line	Margin	Read Level	Ant Factor	Cable Loss	Preamp Factor	Aux Factor	APos	TPos	Remark
	MHz	dBuV/m	dBuV/m	dB	dBuV	dB/m	dB	dB	dB	cm	deg	
1	5459.92	41.03	54.00	-12.97	29.68	32.42	12.40	34.35	0.88	102	30	Average

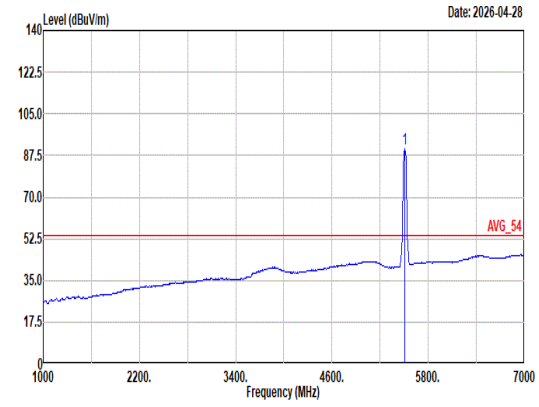

Site : 03CH22-HY
Condition: AVG_54 3m DRH18-E_LE2C04A18EN_250520 VERTICAL
: RBW:1000.000kHz VBW:0.010kHz SWT:Auto

	Freq	Level	Limit Line	Margin	Read Level	Ant Factor	Cable Loss	Preamp Factor	Aux Factor	APos	TPos	Remark
	MHz	dBuV/m	dBuV/m	dB	dBuV	dB/m	dB	dB	dB	cm	deg	
1	5510.00	90.56	------	------	79.20	32.52	12.40	34.43	0.87	102	30	Average

Mode	41	
	Band Edge - R	
	U-NII-2C_5.47-5.725_802.11ax HE40_CH102_Full RU_5510MHz	
ANT	6+7	
Pol.	Vertical	Fundamental
Peak	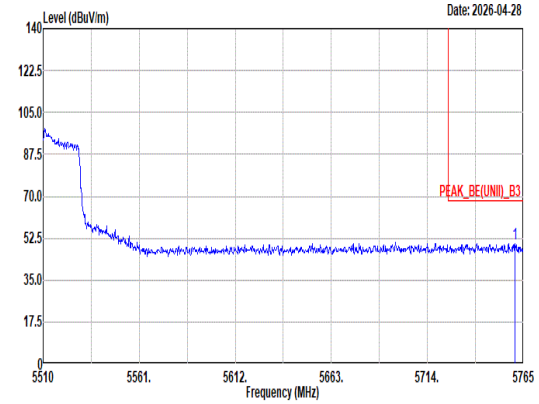 Site : 03CH22-HY Condition: PEAK_BE(UNII)_B3 3m DRH18-E_LE2C04A18EN_250520 VERTICAL : RBW:1000.000kHz VBW:3000.000kHz SWT:Auto Limit Read Ant Cable Preamp Aux APos TPos Freq Level Line Margin Level Factor Loss Factor Factor Remark MHz dBuV/m dBuV/m dB dBuV dB/m dB dB dB cm deg 1 5760.41 50.39 68.20 -17.81 37.73 33.72 12.46 34.65 1.13 102 30 Peak	Blank

Mode	41	
	Harmonic	
	U-NII-2C_5.47-5.725_802.11ax HE40_CH102_Full RU_5510MHz	
ANT	6+7	
Pol.	Horizontal	Vertical

Peak

Avg

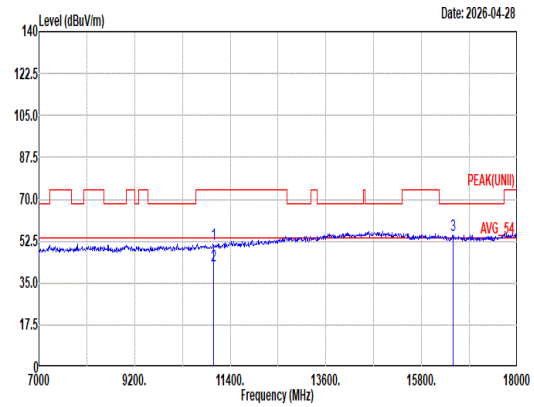

Site : 03CH22-HY
Condition: PEAK(UNII) 3m DRH18-E_LE2C04A18EN_250520 HORIZONTAL

	Freq	Level	Limit Line	Margin	Read Level	Ant Factor	Cable Loss	Preamp Factor	Aux Factor	APos	TPos	Remark
	MHz	dBuV/m	dBuV/m	dB	dBuV	dB/m	dB	dB	dB	cm	deg	
1	11020.00	51.38	74.00	-22.62	34.33	37.94	17.57	39.79	1.33	--	--	Peak
2	11020.00	42.25	54.00	-11.75	25.20	37.94	17.57	39.79	1.33	--	--	Average
3	16530.00	55.05	68.20	-13.15	36.73	40.80	21.58	46.04	1.98	--	--	Peak

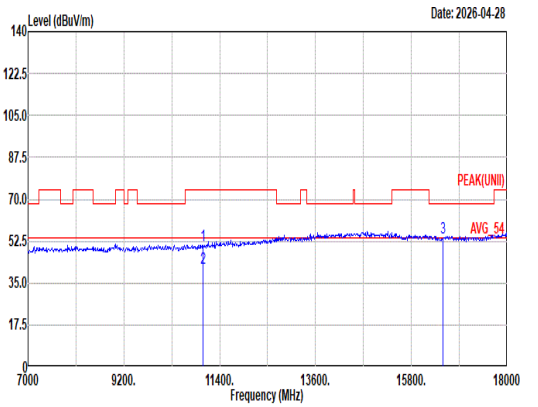

Site : 03CH22-HY
Condition: PEAK(UNII) 3m DRH18-E_LE2C04A18EN_250520 VERTICAL

	Freq	Level	Limit Line	Margin	Read Level	Ant Factor	Cable Loss	Preamp Factor	Aux Factor	APos	TPos	Remark
	MHz	dBuV/m	dBuV/m	dB	dBuV	dB/m	dB	dB	dB	cm	deg	
1	11020.00	50.95	74.00	-23.05	33.90	37.94	17.57	39.79	1.33	--	--	Peak
2	11020.00	41.40	54.00	-12.60	24.35	37.94	17.57	39.79	1.33	--	--	Average
3	16530.00	54.03	68.20	-14.17	35.71	40.80	21.58	46.04	1.98	--	--	Peak

Mode	41	
	Harmonic	
	U-NII-2C_5.47-5.725_802.11ax HE40_CH102_Full RU_5510MHz	
ANT	6+7	
Pol.	Horizontal	Vertical
10.6G ~18G Avg	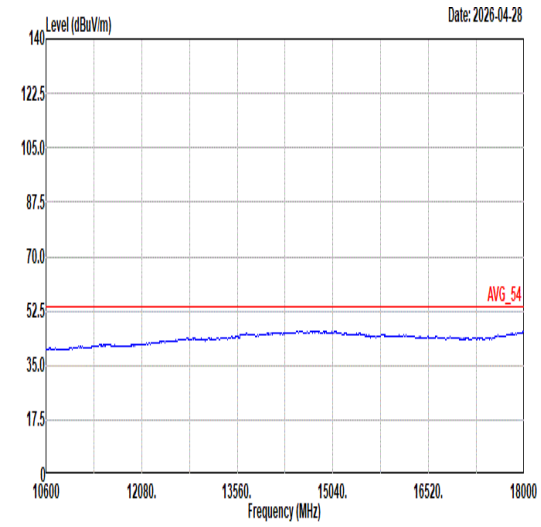 Site : 03CH22-HY Condition: AVG_54 3m DRH18-E_LE2C04A18EN_250520 HORIZONTAL	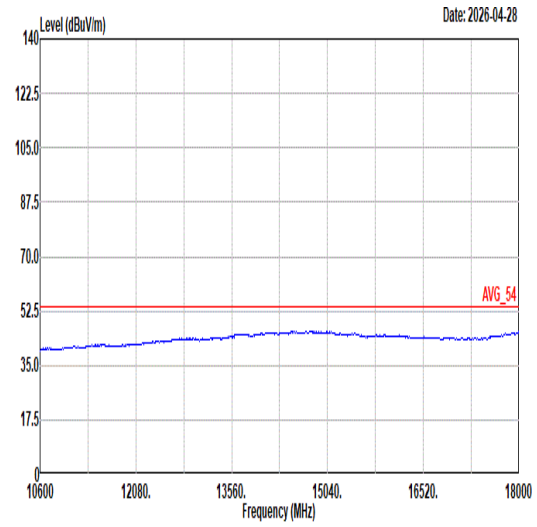 Site : 03CH22-HY Condition: AVG_54 3m DRH18-E_LE2C04A18EN_250520 VERTICAL

Mode	42
	Band Edge - L
	U-NII-2C_5.47-5.725_802.11ax HE40_CH118_Full RU_5590MHz
ANT	6+7

Pol.	Horizontal	Fundamental

Peak

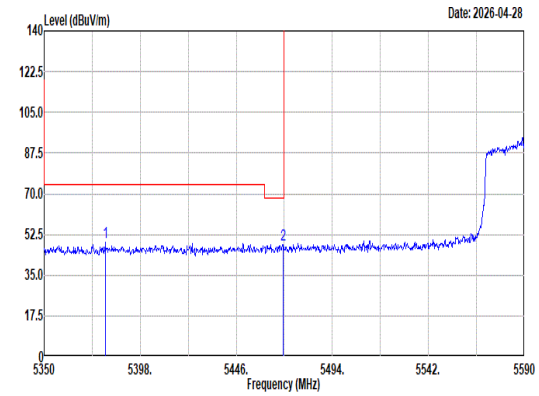

Site : 03CH22-HY
Condition: PEAK_BE(UNII)_B3 3m DRH18-E_LE2C04A18EN_250520 HORIZONTAL
: RBW:1000.000kHz VBW:3000.000kHz SWT:Auto

	Freq	Level	Limit Line	Margin	Read Level	Ant Factor	Cable Loss	Preamp Factor	Aux Factor	APos	TPos	Remark
	MHz	dBuV/m	dBuV/m	dB	dBuV	dB/m	dB	dB	dB	cm	deg	
1	5380.48	49.16	74.00	-24.84	37.84	32.30	12.34	34.21	0.89	100	74	Peak
2	5469.28	47.84	68.20	-20.36	36.49	32.44	12.40	34.37	0.88	100	74	Peak

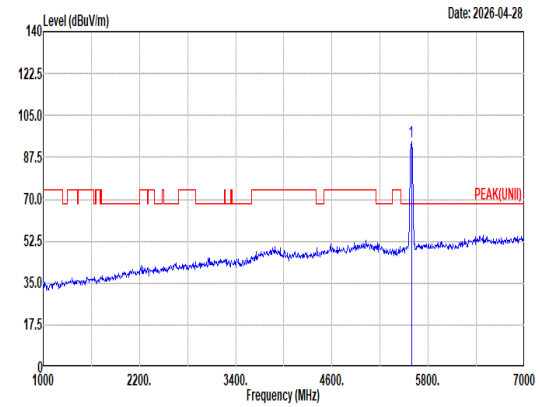

Site : 03CH22-HY
Condition: PEAK(UNII) 3m DRH18-E_LE2C04A18EN_250520 HORIZONTAL
: RBW:1000.000kHz VBW:3000.000kHz SWT:Auto

	Freq	Level	Limit Line	Margin	Read Level	Ant Factor	Cable Loss	Preamp Factor	Aux Factor	APos	TPos	Remark
	MHz	dBuV/m	dBuV/m	dB	dBuV	dB/m	dB	dB	dB	cm	deg	
1	5590.00	94.22	------	------	82.67	32.78	12.42	34.50	0.85	100	74	Peak

Avg

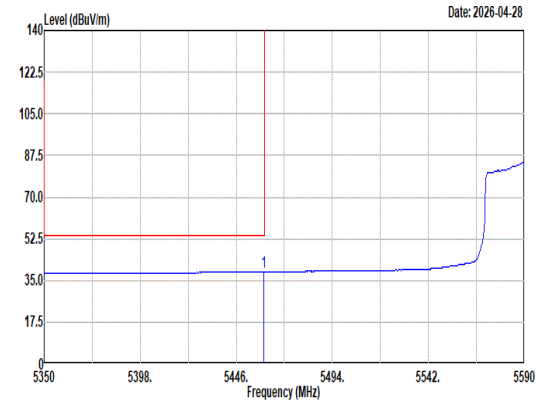

Site : 03CH22-HY
Condition: AVG_BE(UNII)_B3 3m DRH18-E_LE2C04A18EN_250520 HORIZONTAL
: RBW:1000.000kHz VBW:0.010kHz SWT:Auto

	Freq	Level	Limit Line	Margin	Read Level	Ant Factor	Cable Loss	Preamp Factor	Aux Factor	APos	TPos	Remark
	MHz	dBuV/m	dBuV/m	dB	dBuV	dB/m	dB	dB	dB	cm	deg	
1	5459.68	38.66	54.00	-15.34	27.31	32.42	12.40	34.35	0.88	100	74	Average

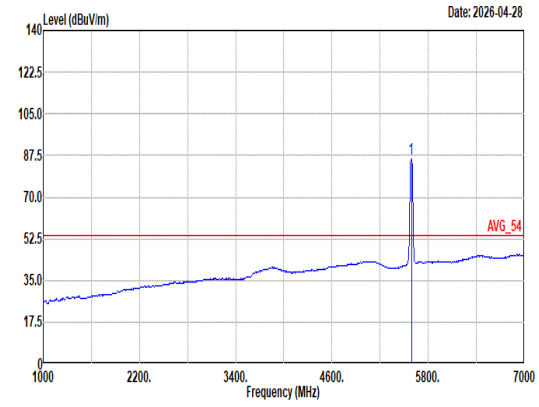

Site : 03CH22-HY
Condition: AVG_54 3m DRH18-E_LE2C04A18EN_250520 HORIZONTAL
: RBW:1000.000kHz VBW:0.010kHz SWT:Auto

	Freq	Level	Limit Line	Margin	Read Level	Ant Factor	Cable Loss	Preamp Factor	Aux Factor	APos	TPos	Remark
	MHz	dBuV/m	dBuV/m	dB	dBuV	dB/m	dB	dB	dB	cm	deg	
1	5590.00	86.24	------	------	74.69	32.78	12.42	34.50	0.85	100	74	Average

Mode	42	
	Band Edge - R	
	U-NII-2C_5.47-5.725_802.11ax HE40_CH118_Full RU_5590MHz	
ANT	6+7	
Pol.	Horizontal	Fundamental
Peak	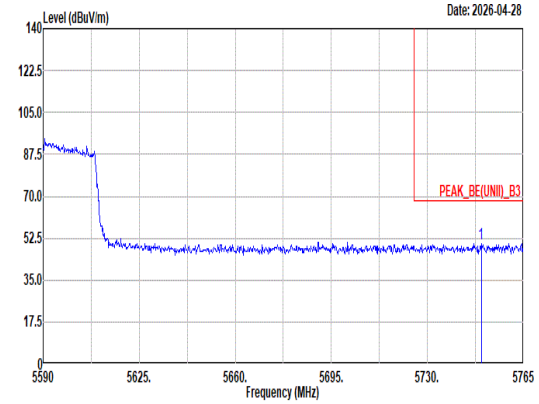 Site : 03CH22-HY Condition: PEAK_BE(UNII)_B3 3m DRH18-E_LE2C04A18EN_250520 HORIZONTAL : RBW:1000.000kHz VBW:3000.000kHz SWT:Auto Limit Read Ant Cable Preamp Aux APos TPos Freq Level Line Margin Level Factor Loss Factor Factor Remark MHz dBuV/m dBuV/m dB dBuV dB/m dB dB dB cm deg 1 5749.60 50.27 68.20 -17.93 37.64 33.70 12.46 34.64 1.11 100 74 Peak	Blank

Mode	42
	Band Edge - L
	U-NII-2C_5.47-5.725_802.11ax HE40_CH118_Full RU_5590MHz
ANT	6+7

Pol.	Vertical	Fundamental

Peak

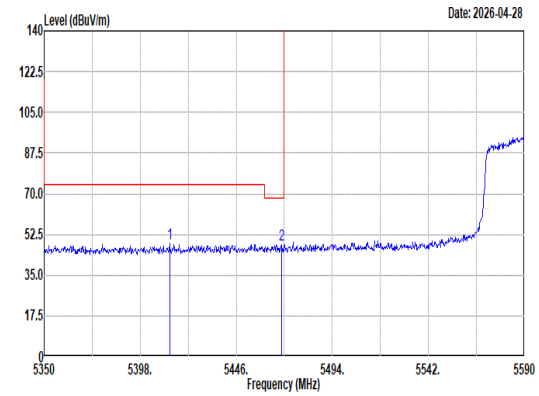


```
Site     : 03CH22-HY
Condition: PEAK_BE(UNII)_B3 3m DRH18-E_LE2C04A18EN_250520 VERTICAL
         : RBW:1000.000kHz VBW:3000.000kHz SWT:Auto
```

	Freq	Level	Limit Line	Margin	Read Level	Ant Factor	Cable Loss	Preamp Factor	Aux Factor	APos	TPos	Remark
	MHz	dBuV/m	dBuV/m	dB	dBuV	dB/m	dB	dB	dB	cm	deg	
1	5412.64	48.40	74.00	-25.60	37.06	32.33	12.39	34.27	0.89	100	42	Peak
2	5468.56	48.02	68.20	-20.18	36.66	32.44	12.40	34.36	0.88	100	42	Peak

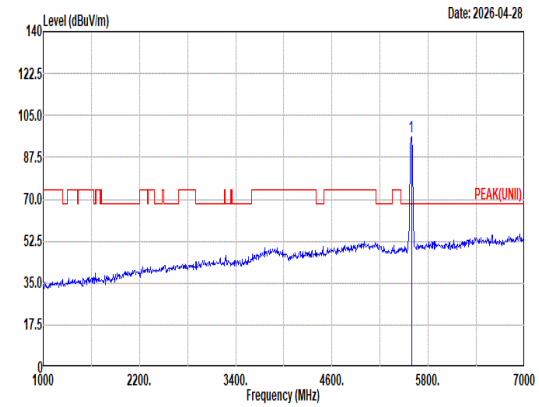


```
Site     : 03CH22-HY
Condition: PEAK(UNII) 3m DRH18-E_LE2C04A18EN_250520 VERTICAL
         : RBW:1000.000kHz VBW:3000.000kHz SWT:Auto
```

	Freq	Level	Limit Line	Margin	Read Level	Ant Factor	Cable Loss	Preamp Factor	Aux Factor	APos	TPos	Remark
	MHz	dBuV/m	dBuV/m	dB	dBuV	dB/m	dB	dB	dB	cm	deg	
1	5590.00	96.32	------	------	84.77	32.78	12.42	34.50	0.85	100	42	Peak

Avg

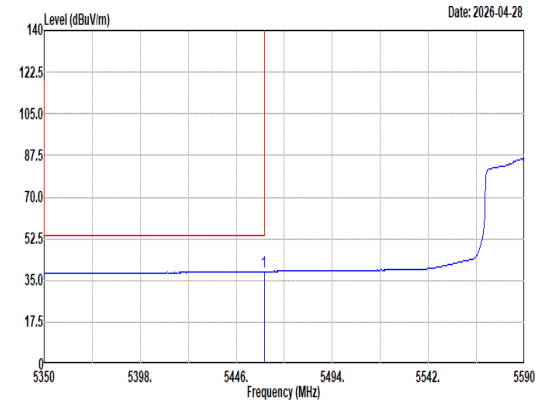


```
Site     : 03CH22-HY
Condition: AVG_BE(UNII)_B3 3m DRH18-E_LE2C04A18EN_250520 VERTICAL
         : RBW:1000.000kHz VBW:0.010kHz SWT:Auto
```

	Freq	Level	Limit Line	Margin	Read Level	Ant Factor	Cable Loss	Preamp Factor	Aux Factor	APos	TPos	Remark
	MHz	dBuV/m	dBuV/m	dB	dBuV	dB/m	dB	dB	dB	cm	deg	
1	5459.92	38.79	54.00	-15.21	27.44	32.42	12.40	34.35	0.88	100	42	Average

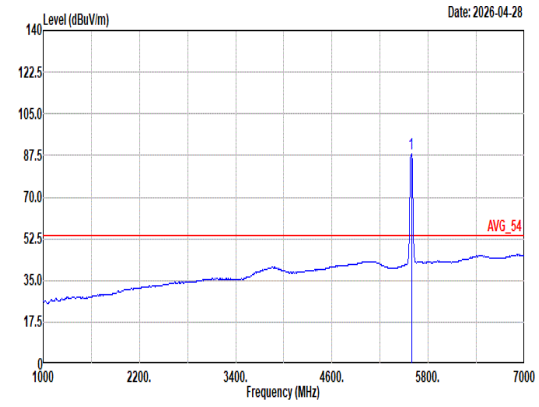


```
Site     : 03CH22-HY
Condition: AVG_54 3m DRH18-E_LE2C04A18EN_250520 VERTICAL
         : RBW:1000.000kHz VBW:0.010kHz SWT:Auto
```

	Freq	Level	Limit Line	Margin	Read Level	Ant Factor	Cable Loss	Preamp Factor	Aux Factor	APos	TPos	Remark
	MHz	dBuV/m	dBuV/m	dB	dBuV	dB/m	dB	dB	dB	cm	deg	
1	5590.00	88.07	------	------	76.52	32.78	12.42	34.50	0.85	100	42	Average

Mode	42	
	Band Edge - R	
	U-NII-2C_5.47-5.725_802.11ax HE40_CH118_Full RU_5590MHz	
ANT	6+7	
Pol.	Vertical	Fundamental
Peak	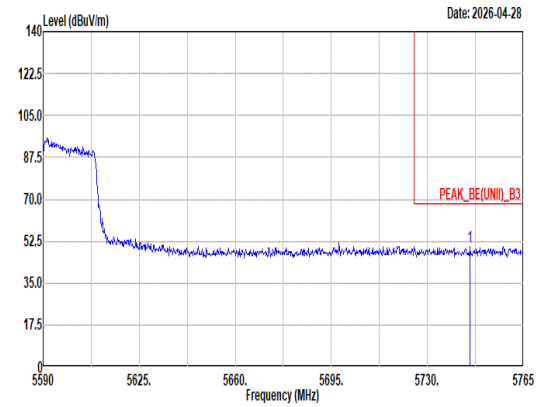	Blank

Site : 03CH22-HY
Condition: PEAK_BE(UNII)_B3 3m DRH18-E_LE2C04A18EN_250520 VERTICAL
: RBW:1000.000kHz VBW:3000.000kHz SWT:Auto

	Freq	Level	Limit Line	Margin	Read Level	Ant Factor	Cable Loss	Preamp Factor	Aux Factor	APos	TPos	Remark
	MHz	dBuV/m	dBuV/m	dB	dBuV	dB/m	dB	dB	dB	cm	deg	
1	5745.58	50.39	68.20	-17.81	37.77	33.70	12.46	34.64	1.10	100	42	Peak

Mode	42	
	Harmonic	
	U-NII-2C_5.47-5.725_802.11ax HE40_CH118_Full RU_5590MHz	
ANT	6+7	
Pol.	Horizontal	Vertical

Peak

Avg

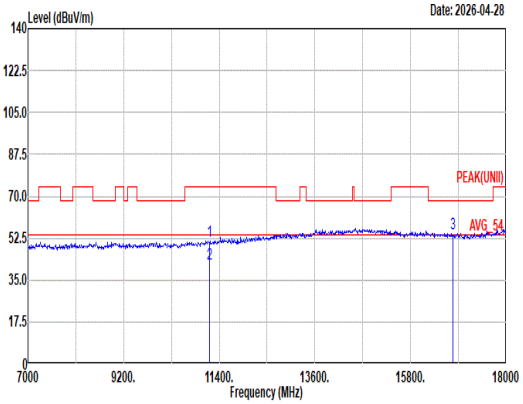

Site : 03CH22-HY
Condition: PEAK(UNII) 3m DRH18-E_LE2C04A18EN_250520 HORIZONTAL

	Freq	Level	Limit Line	Margin	Read Level	Ant Factor	Cable Loss	Preamp Factor	Aux Factor	APos	TPos	Remark
	MHz	dBuV/m	dBuV/m	dB	dBuV	dB/m	dB	dB	dB	cm	deg	
1	11180.00	51.18	74.00	-22.82	33.75	38.36	17.67	39.94	1.34	--	--	Peak
2	11180.00	41.82	54.00	-12.18	24.39	38.36	17.67	39.94	1.34	--	--	Average
3	16770.00	54.61	68.20	-13.59	36.53	40.60	21.68	46.16	1.96	--	--	Peak

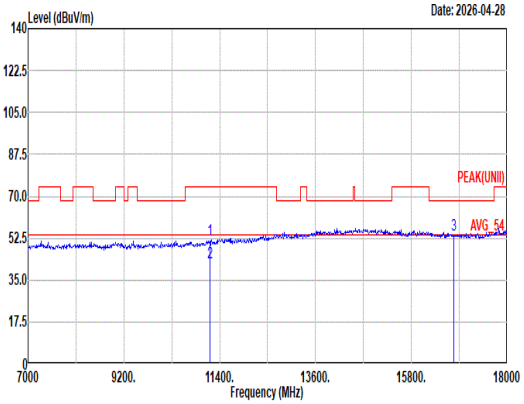

Site : 03CH22-HY
Condition: PEAK(UNII) 3m DRH18-E_LE2C04A18EN_250520 VERTICAL

	Freq	Level	Limit Line	Margin	Read Level	Ant Factor	Cable Loss	Preamp Factor	Aux Factor	APos	TPos	Remark
	MHz	dBuV/m	dBuV/m	dB	dBuV	dB/m	dB	dB	dB	cm	deg	
1	11180.00	51.58	74.00	-22.42	34.15	38.36	17.67	39.94	1.34	--	--	Peak
2	11180.00	42.35	54.00	-11.65	24.92	38.36	17.67	39.94	1.34	--	--	Average
3	16770.00	53.91	68.20	-14.29	35.83	40.60	21.68	46.16	1.96	--	--	Peak

Mode	42	
	Harmonic	
	U-NII-2C_5.47-5.725_802.11ax HE40_CH118_Full RU_5590MHz	
ANT	6+7	
Pol.	Horizontal	Vertical
10.6G ~18G Avg	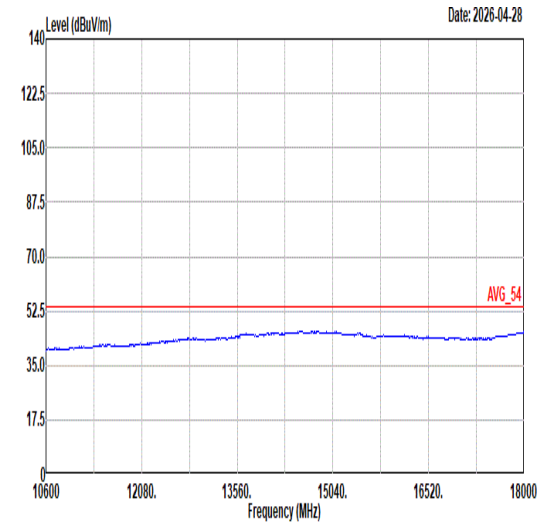 Site : 03CH22-HY Condition: AVG_54 3m DRH18-E_LE2C04A18EN_250520 HORIZONTAL	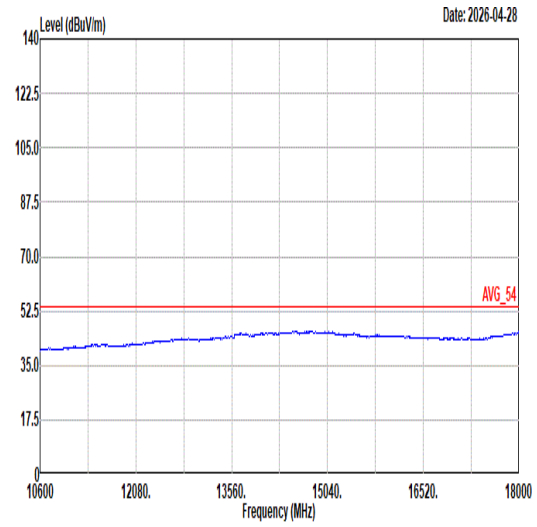 Site : 03CH22-HY Condition: AVG_54 3m DRH18-E_LE2C04A18EN_250520 VERTICAL

Mode	43
	Band Edge - L
	U-NII-2C_5.47-5.725_802.11ax HE40_CH134_Full RU_5670MHz
ANT	6+7

Pol.	Horizontal	Fundamental

Peak

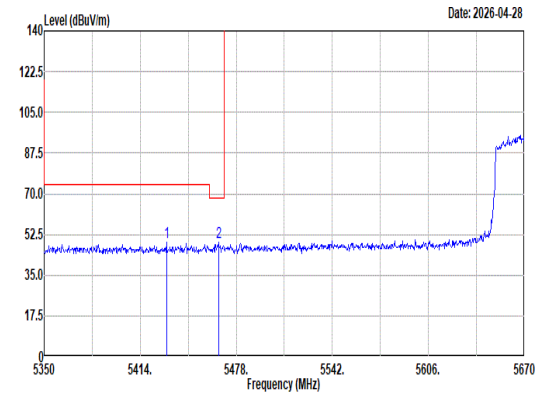

Site : 03CH22-HY
Condition: PEAK_BE(UNII)_B3 3m DRH18-E_LE2C04A18EN_250520 HORIZONTAL
: RBW:1000.000kHz VBW:3000.000kHz SWT:Auto

	Freq	Level	Limit Line	Margin	Read Level	Ant Factor	Cable Loss	Preamp Factor	Aux Factor	APos	TPos	Remark
	MHz	dBuV/m	dBuV/m	dB	dBuV	dB/m	dB	dB	dB	cm	deg	
1	5431.60	48.96	74.00	-25.04	37.63	32.36	12.39	34.30	0.88	100	71	Peak
2	5466.16	49.01	68.20	-19.19	37.66	32.43	12.40	34.36	0.88	100	71	Peak

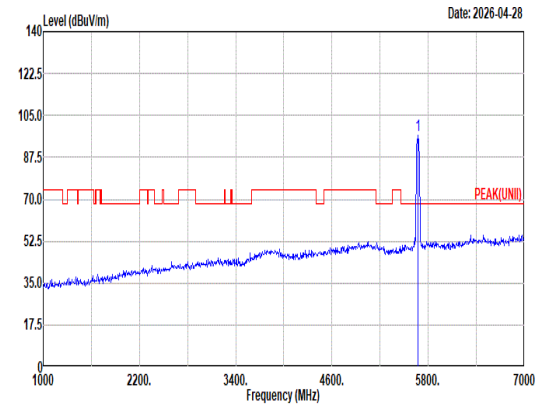

Site : 03CH22-HY
Condition: PEAK(UNII) 3m DRH18-E_LE2C04A18EN_250520 HORIZONTAL
: RBW:1000.000kHz VBW:3000.000kHz SWT:Auto

	Freq	Level	Limit Line	Margin	Read Level	Ant Factor	Cable Loss	Preamp Factor	Aux Factor	APos	TPos	Remark
	MHz	dBuV/m	dBuV/m	dB	dBuV	dB/m	dB	dB	dB	cm	deg	
1	5670.00	96.46	------	------	84.24	33.38	12.44	34.57	0.97	100	71	Peak

Avg

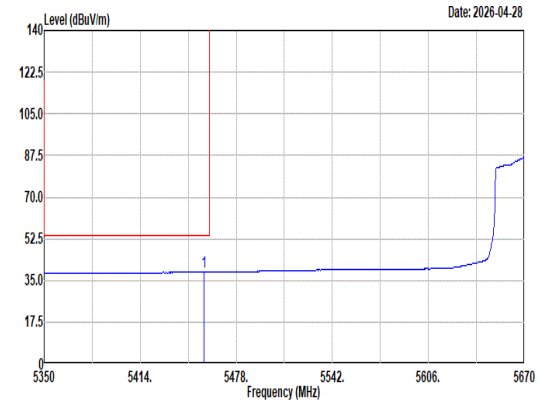

Site : 03CH22-HY
Condition: AVG_BE(UNII)_B3 3m DRH18-E_LE2C04A18EN_250520 HORIZONTAL
: RBW:1000.000kHz VBW:0.010kHz SWT:Auto

	Freq	Level	Limit Line	Margin	Read Level	Ant Factor	Cable Loss	Preamp Factor	Aux Factor	APos	TPos	Remark
	MHz	dBuV/m	dBuV/m	dB	dBuV	dB/m	dB	dB	dB	cm	deg	
1	5456.56	38.53	54.00	-15.47	27.18	32.41	12.40	34.34	0.88	100	71	Average

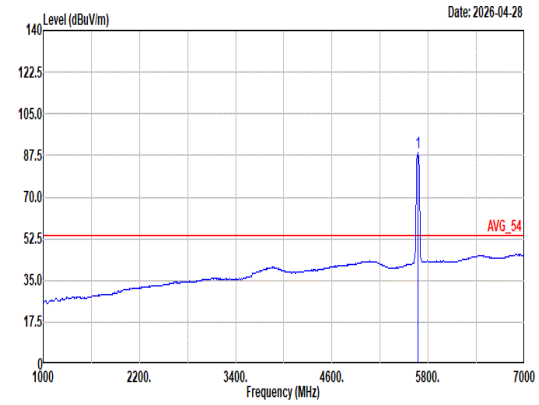

Site : 03CH22-HY
Condition: AVG_54 3m DRH18-E_LE2C04A18EN_250520 HORIZONTAL
: RBW:1000.000kHz VBW:0.010kHz SWT:Auto

	Freq	Level	Limit Line	Margin	Read Level	Ant Factor	Cable Loss	Preamp Factor	Aux Factor	APos	TPos	Remark
	MHz	dBuV/m	dBuV/m	dB	dBuV	dB/m	dB	dB	dB	cm	deg	
1	5670.00	88.61	------	------	76.33	33.44	12.44	34.58	0.98	100	71	Average

Mode	43	
	Band Edge - R	
	U-NII-2C_5.47-5.725_802.11ax HE40_CH134_Full RU_5670MHz	
ANT	6+7	
Pol.	Horizontal	Fundamental
Peak	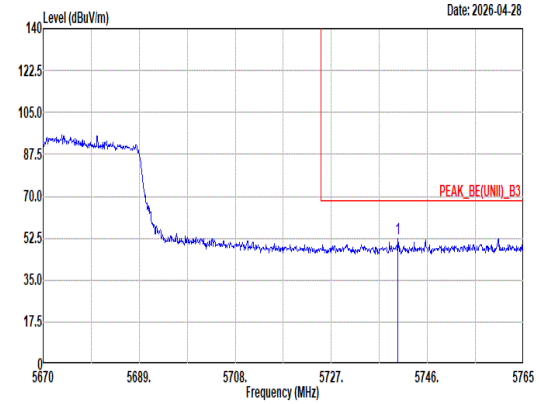 Site : 03CH22-HY Condition: PEAK_BE(UNII)_B3 3m DRH18-E_LE2C04A18EN_250520 HORIZONTAL : RBW:1000.000kHz VBW:3000.000kHz SWT:Auto Limit Read Ant Cable Preamp Aux APos TPos Freq Level Line Margin Level Factor Loss Factor Factor Remark MHz dBuV/m dBuV/m dB dBuV dB/m dB dB dB cm deg 1 5740.21 52.48 68.20 -15.72 39.86 33.70 12.46 34.64 1.10 100 71 Peak	Blank

Mode	43
	Band Edge - L
	U-NII-2C_5.47-5.725_802.11ax HE40_CH134_Full RU_5670MHz
ANT	6+7

Pol.	Vertical	Fundamental

Peak

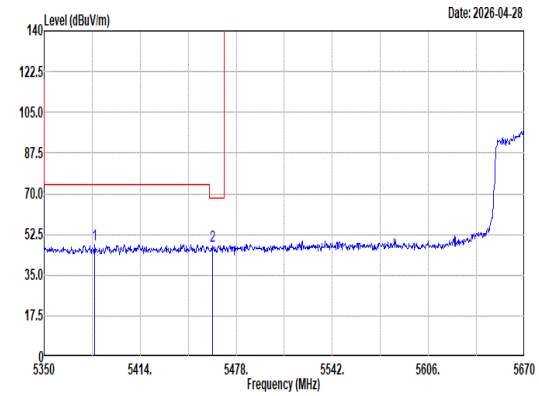


```
Site     : 03CH22-HY
Condition: PEAK_BE(UNII)_B3 3m DRH18-E_LE2C04A18EN_250520 VERTICAL
         : RBW:1000.000kHz VBW:3000.000kHz SWT:Auto
```

	Freq	Level	Limit Line	Margin	Read Level	Ant Factor	Cable Loss	Preamp Factor	Aux Factor	APos	TPos	Remark
	MHz	dBuV/m	dBuV/m	dB	dBuV	dB/m	dB	dB	dB	cm	deg	
1	5383.60	48.18	74.00	-25.82	36.86	32.30	12.35	34.22	0.89	100	36	Peak
2	5462.32	47.58	68.20	-20.62	36.23	32.42	12.40	34.35	0.88	100	36	Peak

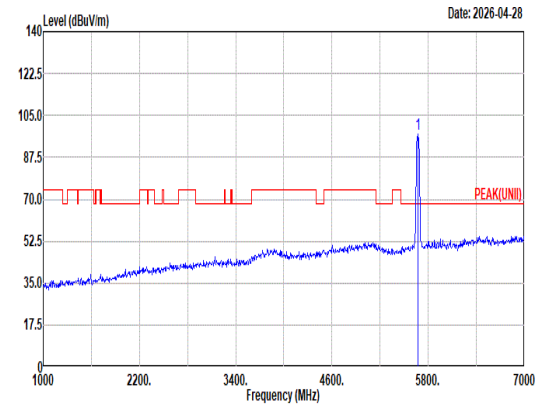


```
Site     : 03CH22-HY
Condition: PEAK(UNII) 3m DRH18-E_LE2C04A18EN_250520 VERTICAL
         : RBW:1000.000kHz VBW:3000.000kHz SWT:Auto
```

	Freq	Level	Limit Line	Margin	Read Level	Ant Factor	Cable Loss	Preamp Factor	Aux Factor	APos	TPos	Remark
	MHz	dBuV/m	dBuV/m	dB	dBuV	dB/m	dB	dB	dB	cm	deg	
1	5670.00	97.38	------	------	85.16	33.38	12.44	34.57	0.97	100	36	Peak

Avg

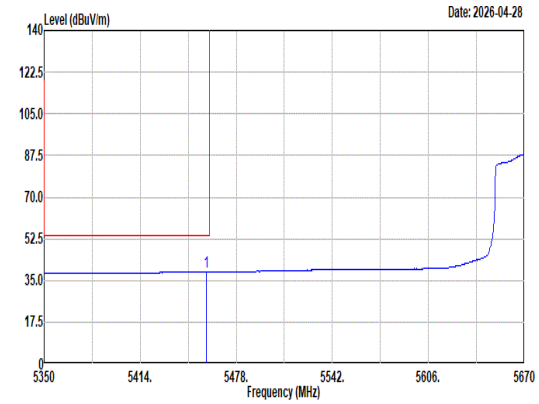


```
Site     : 03CH22-HY
Condition: AVG_BE(UNII)_B3 3m DRH18-E_LE2C04A18EN_250520 VERTICAL
         : RBW:1000.000kHz VBW:0.010kHz SWT:Auto
```

	Freq	Level	Limit Line	Margin	Read Level	Ant Factor	Cable Loss	Preamp Factor	Aux Factor	APos	TPos	Remark
	MHz	dBuV/m	dBuV/m	dB	dBuV	dB/m	dB	dB	dB	cm	deg	
1	5457.84	38.57	54.00	-15.43	27.22	32.42	12.40	34.35	0.88	100	36	Average

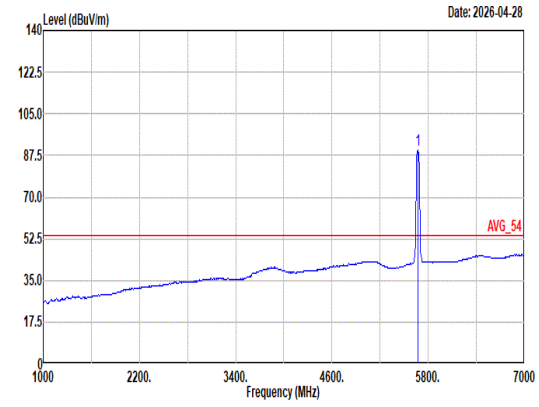


```
Site     : 03CH22-HY
Condition: AVG_54 3m DRH18-E_LE2C04A18EN_250520 VERTICAL
         : RBW:1000.000kHz VBW:0.010kHz SWT:Auto
```

	Freq	Level	Limit Line	Margin	Read Level	Ant Factor	Cable Loss	Preamp Factor	Aux Factor	APos	TPos	Remark
	MHz	dBuV/m	dBuV/m	dB	dBuV	dB/m	dB	dB	dB	cm	deg	
1	5670.00	90.04	------	------	77.76	33.44	12.44	34.58	0.98	100	36	Average

Mode	43	
	Band Edge - R	
	U-NII-2C_5.47-5.725_802.11ax HE40_CH134_Full RU_5670MHz	
ANT	6+7	
Pol.	Vertical	Fundamental
Peak	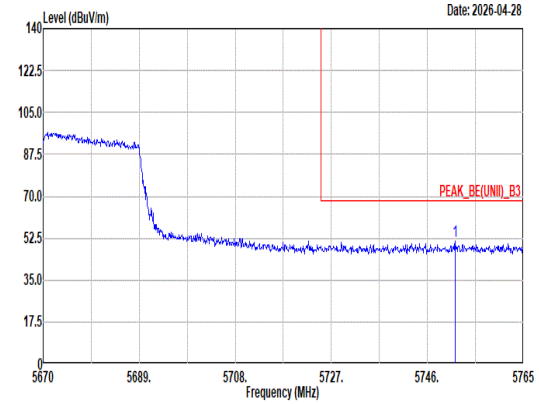	Blank

Site : 03CH22-HY
Condition: PEAK_BE(UNII)_B3 3m DRH18-E_LE2C04A18EN_250520 VERTICAL
: RBW:1000.000kHz VBW:3000.000kHz SWT:Auto

	Freq	Level	Limit Line	Margin	Read Level	Ant Factor	Cable Loss	Preamp Factor	Aux Factor	APos	TPos	Remark
	MHz	dBuV/m	dBuV/m	dB	dBuV	dB/m	dB	dB	dB	cm	deg	
1	5751.51	51.02	68.20	-17.18	38.39	33.70	12.46	34.65	1.12	100	36	Peak

Mode	43	
	Harmonic	
	U-NII-2C_5.47-5.725_802.11ax HE40_CH134_Full RU_5670MHz	
ANT	6+7	
Pol.	Horizontal	Vertical
Peak Avg	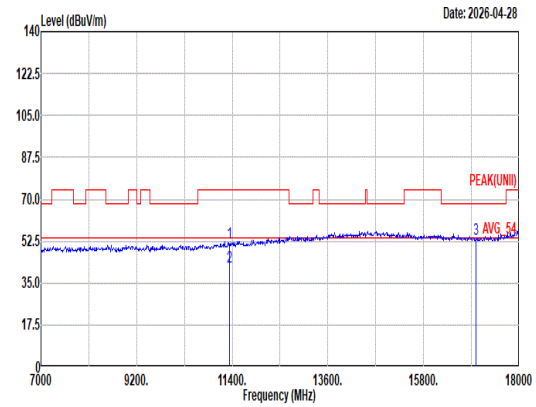 Site : 03CH22-HY Condition: PEAK(UNII) 3m DRH18-E_LE2C04A18EN_250520 HORIZONTAL Limit Read Ant Cable Preamp Aux APos TPos Freq Level Line Margin Level Factor Loss Factor Factor Remark MHz dBuV/m dBuV/m dB dBuV dB/m dB dB dB cm deg 1 11340.00 51.74 74.00 -22.26 34.01 38.68 17.77 40.08 1.36 -- -- Peak 2 11340.00 41.61 54.00 -12.39 23.88 38.68 17.77 40.08 1.36 -- -- Average 3 17010.00 53.53 68.20 -14.67 35.70 40.40 21.77 46.28 1.94 -- -- Peak	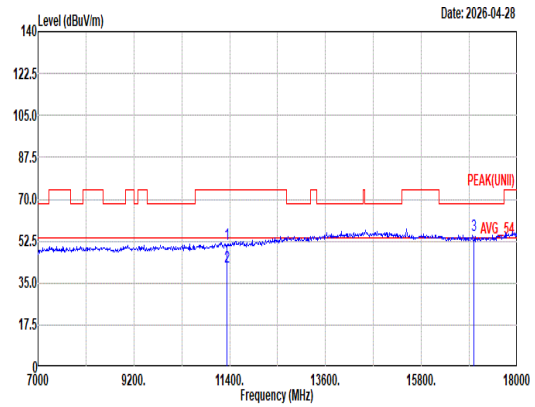 Site : 03CH22-HY Condition: PEAK(UNII) 3m DRH18-E_LE2C04A18EN_250520 VERTICAL Limit Read Ant Cable Preamp Aux APos TPos Freq Level Line Margin Level Factor Loss Factor Factor Remark MHz dBuV/m dBuV/m dB dBuV dB/m dB dB dB cm deg 1 11340.00 51.23 74.00 -22.77 33.50 38.68 17.77 40.08 1.36 -- -- Peak 2 11340.00 41.58 54.00 -12.42 23.85 38.68 17.77 40.08 1.36 -- -- Average 3 17010.00 54.89 68.20 -13.31 37.06 40.40 21.77 46.28 1.94 -- -- Peak

Mode	43	
	Harmonic	
	U-NII-2C_5.47-5.725_802.11ax HE40_CH134_Full RU_5670MHz	
ANT	6+7	
Pol.	Horizontal	Vertical
10.6G ~18G Avg	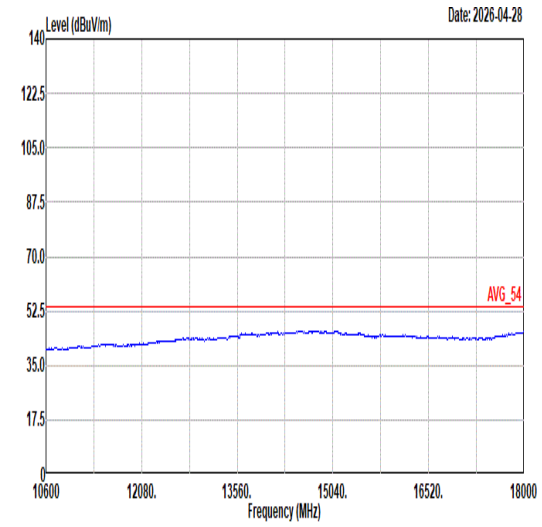 Site : 03CH22-HY Condition: AVG_54 3m DRH18-E_LE2C04A18EN_250520 HORIZONTAL	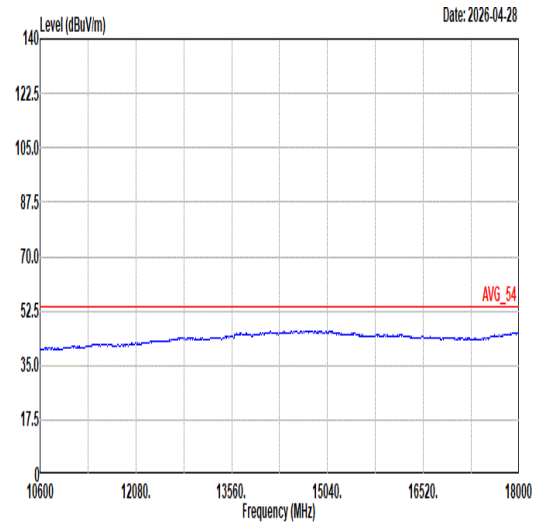 Site : 03CH22-HY Condition: AVG_54 3m DRH18-E_LE2C04A18EN_250520 VERTICAL

Mode	44	
	Band Edge - L	
	U-NII-2C_5.47-5.725_802.11ax HE80_CH106_Full RU_5530MHz	
ANT	6+7	
Pol.	Horizontal	Fundamental

Peak

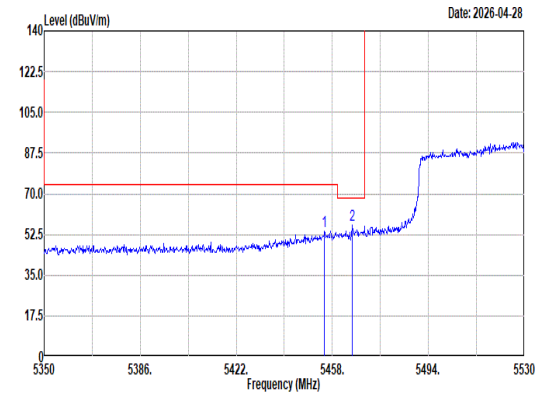

Site : 03CH22-HY
Condition: PEAK_BE(UNII)_B3 3m DRH18-E_LE2C04A18EN_250520 HORIZONTAL
: RBW:1000.000kHz VBW:3000.000kHz SWT:Auto

	Freq	Level	Limit Line	Margin	Read Level	Ant Factor	Cable Loss	Preamp Factor	Aux Factor	APos	TPos	Remark
	MHz	dBuV/m	dBuV/m	dB	dBuV	dB/m	dB	dB	dB	cm	deg	
1	5455.12	53.98	74.00	-20.02	42.63	32.41	12.40	34.34	0.88	100	78	Peak
2	5465.56	56.38	68.20	-11.82	45.03	32.43	12.40	34.36	0.88	100	78	Peak

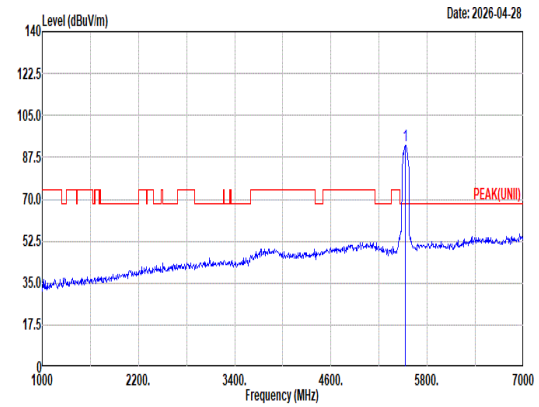

Site : 03CH22-HY
Condition: PEAK(UNII) 3m DRH18-E_LE2C04A18EN_250520 HORIZONTAL
: RBW:1000.000kHz VBW:3000.000kHz SWT:Auto

	Freq	Level	Limit Line	Margin	Read Level	Ant Factor	Cable Loss	Preamp Factor	Aux Factor	APos	TPos	Remark
	MHz	dBuV/m	dBuV/m	dB	dBuV	dB/m	dB	dB	dB	cm	deg	
1	5530.00	92.62	------	------	81.19	32.60	12.40	34.44	0.87	100	78	Peak

Avg

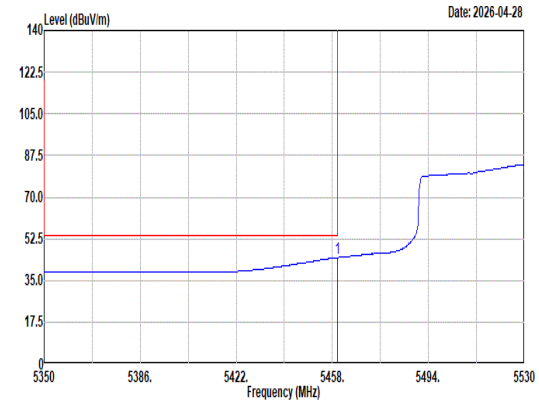

Site : 03CH22-HY
Condition: AVG_BE(UNII)_B3 3m DRH18-E_LE2C04A18EN_250520 HORIZONTAL
: RBW:1000.000kHz VBW:0.010kHz SWT:Auto

	Freq	Level	Limit Line	Margin	Read Level	Ant Factor	Cable Loss	Preamp Factor	Aux Factor	APos	TPos	Remark
	MHz	dBuV/m	dBuV/m	dB	dBuV	dB/m	dB	dB	dB	cm	deg	
1	5459.98	44.57	54.00	-9.43	33.22	32.42	12.40	34.35	0.88	100	78	Average

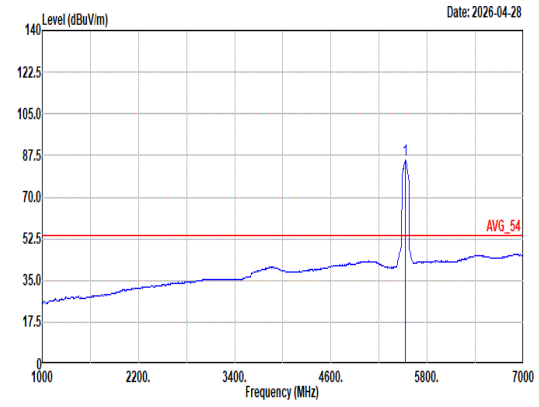

Site : 03CH22-HY
Condition: AVG_54 3m DRH18-E_LE2C04A18EN_250520 HORIZONTAL
: RBW:1000.000kHz VBW:0.010kHz SWT:Auto

	Freq	Level	Limit Line	Margin	Read Level	Ant Factor	Cable Loss	Preamp Factor	Aux Factor	APos	TPos	Remark
	MHz	dBuV/m	dBuV/m	dB	dBuV	dB/m	dB	dB	dB	cm	deg	
1	5530.00	85.58	------	------	74.14	32.62	12.41	34.45	0.86	100	78	Average

Mode	44	
	Band Edge - R	
	U-NII-2C_5.47-5.725_802.11ax HE80_CH106_Full RU_5530MHz	
ANT	6+7	
Pol.	Horizontal	Fundamental
Peak	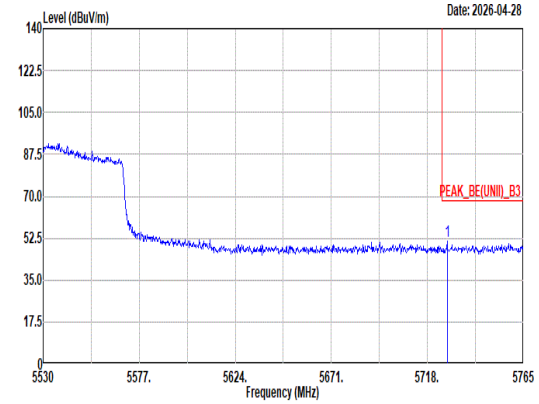 Site : 03CH22-HY Condition: PEAK_BE(UNII)_B3 3m DRH18-E_LE2C04A18EN_250520 HORIZONTAL : RBW:1000.000kHz VBW:3000.000kHz SWT:Auto Limit Read Ant Cable Preamp Aux APos TPos Freq Level Line Margin Level Factor Loss Factor Factor Remark MHz dBuV/m dBuV/m dB dBuV dB/m dB dB dB cm deg 1 5727.64 51.13 68.20 -17.07 38.53 33.70 12.45 34.62 1.07 100 78 Peak	Blank

Mode	44
	Band Edge - L
	U-NII-2C_5.47-5.725_802.11ax HE80_CH106_Full RU_5530MHz
ANT	6+7

Pol.	Vertical	Fundamental

Peak

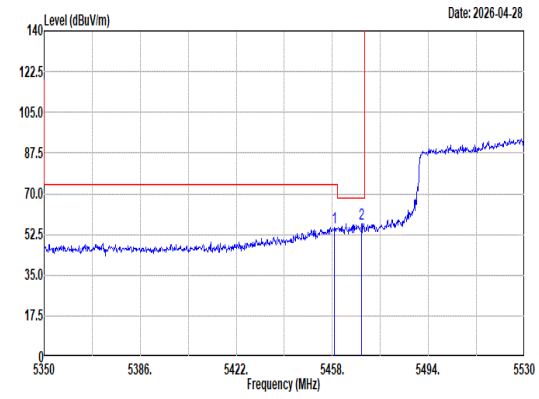

Site : 03CH22-HY
Condition: PEAK_BE(UNII)_B3 3m DRH18-E_LE2C04A18EN_250520 VERTICAL
: RBW:1000.000kHz VBW:3000.000kHz SWT:Auto

	Freq	Level	Limit Line	Margin	Read Level	Ant Factor	Cable Loss	Preamp Factor	Aux Factor	APos	TPos	Remark
	MHz	dBuV/m	dBuV/m	dB	dBuV	dB/m	dB	dB	dB	cm	deg	
1	5458.90	55.65	74.00	-18.35	44.30	32.42	12.40	34.35	0.88	106	50	Peak
2	5468.98	57.30	68.20	-10.90	45.95	32.44	12.40	34.37	0.88	106	50	Peak

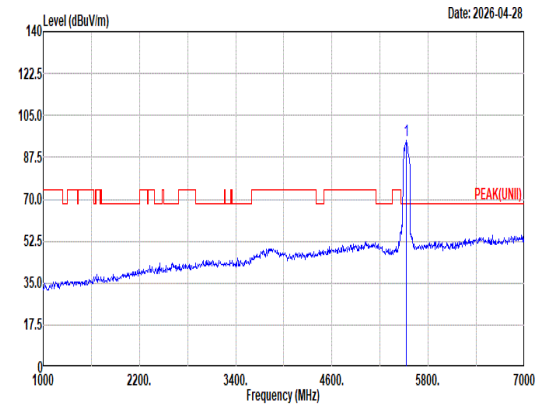

Site : 03CH22-HY
Condition: PEAK(UNII) 3m DRH18-E_LE2C04A18EN_250520 VERTICAL
: RBW:1000.000kHz VBW:3000.000kHz SWT:Auto

	Freq	Level	Limit Line	Margin	Read Level	Ant Factor	Cable Loss	Preamp Factor	Aux Factor	APos	TPos	Remark
	MHz	dBuV/m	dBuV/m	dB	dBuV	dB/m	dB	dB	dB	cm	deg	
1	5530.00	94.57	------	------	83.13	32.62	12.41	34.45	0.86	106	50	Peak

Avg

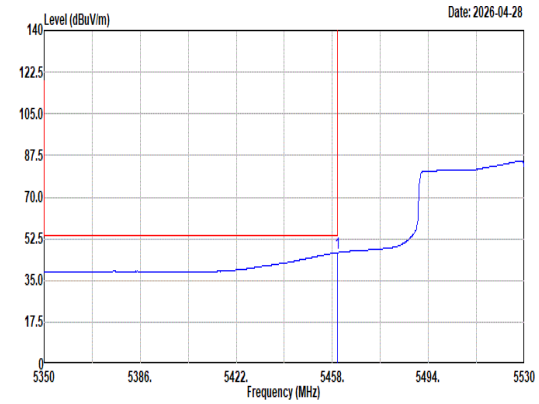

Site : 03CH22-HY
Condition: AVG_BE(UNII)_B3 3m DRH18-E_LE2C04A18EN_250520 VERTICAL
: RBW:1000.000kHz VBW:0.010kHz SWT:Auto

	Freq	Level	Limit Line	Margin	Read Level	Ant Factor	Cable Loss	Preamp Factor	Aux Factor	APos	TPos	Remark
	MHz	dBuV/m	dBuV/m	dB	dBuV	dB/m	dB	dB	dB	cm	deg	
1	5459.98	46.74	54.00	-7.26	35.39	32.42	12.40	34.35	0.88	106	50	Average

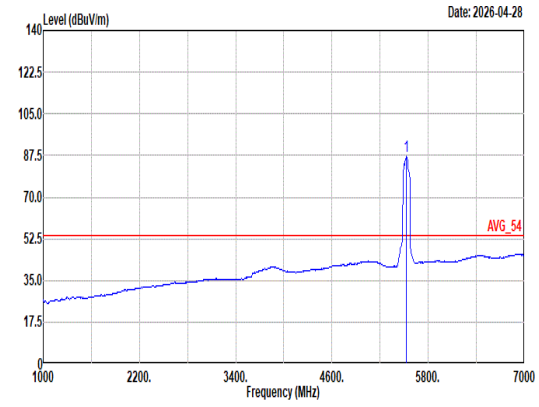

Site : 03CH22-HY
Condition: AVG_54 3m DRH18-E_LE2C04A18EN_250520 VERTICAL
: RBW:1000.000kHz VBW:0.010kHz SWT:Auto

	Freq	Level	Limit Line	Margin	Read Level	Ant Factor	Cable Loss	Preamp Factor	Aux Factor	APos	TPos	Remark
	MHz	dBuV/m	dBuV/m	dB	dBuV	dB/m	dB	dB	dB	cm	deg	
1	5530.00	87.26	------	------	75.82	32.62	12.41	34.45	0.86	106	50	Average

Mode	44	
	Band Edge - R	
	U-NII-2C_5.47-5.725_802.11ax HE80_CH106_Full RU_5530MHz	
ANT	6+7	
Pol.	Vertical	Fundamental
Peak	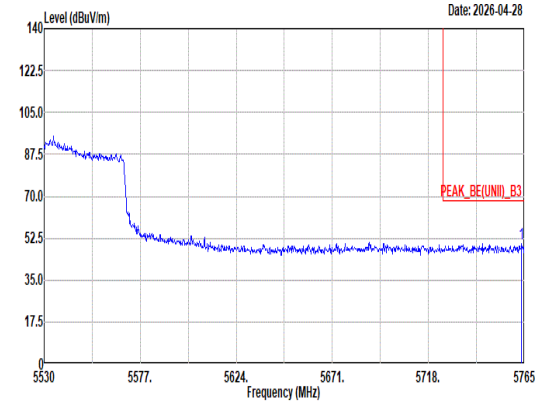	Blank

Site : 03CH22-HY
Condition: PEAK_BE(UNII)_B3 3m DRH18-E_LE2C04A18EN_250520 VERTICAL
: RBW:1000.000kHz VBW:3000.000kHz SWT:Auto

	Freq	Level	Limit Line	Margin	Read Level	Ant Factor	Cable Loss	Preamp Factor	Aux Factor	APos	TPos	Remark
	MHz	dBuV/m	dBuV/m	dB	dBuV	dB/m	dB	dB	dB	cm	deg	
1	5763.59	50.18	68.20	-18.02	37.51	33.73	12.46	34.66	1.14	106	50	Peak

Mode	44	
	Harmonic	
	U-NII-2C_5.47-5.725_802.11ax HE80_CH106_Full RU_5530MHz	
ANT	6+7	
Pol.	Horizontal	Vertical

Peak

Avg

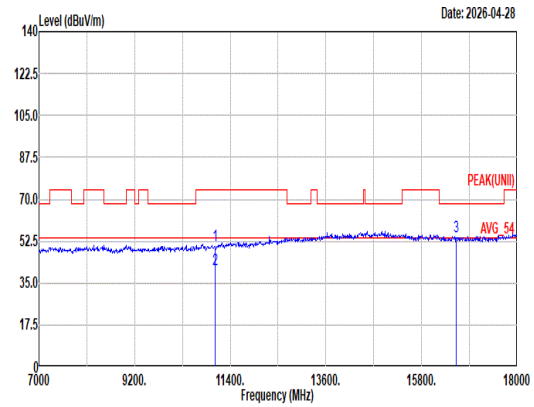

Site : 03CH22-HY
Condition: PEAK(UNII) 3m DRH18-E_LE2C04A18EN_250520 HORIZONTAL

	Freq	Level	Limit Line	Margin	Read Level	Ant Factor	Cable Loss	Preamp Factor	Aux Factor	APos	TPos	Remark
	MHz	dBuV/m	dBuV/m	dB	dBuV	dB/m	dB	dB	dB	cm	deg	
1	11060.00	50.56	74.00	-23.44	33.42	38.04	17.60	39.83	1.33	--	--	Peak
2	11060.00	40.90	54.00	-13.10	23.76	38.04	17.60	39.83	1.33	--	--	Average
3	16590.00	54.46	68.20	-13.74	36.14	40.80	21.61	46.07	1.98	--	--	Peak

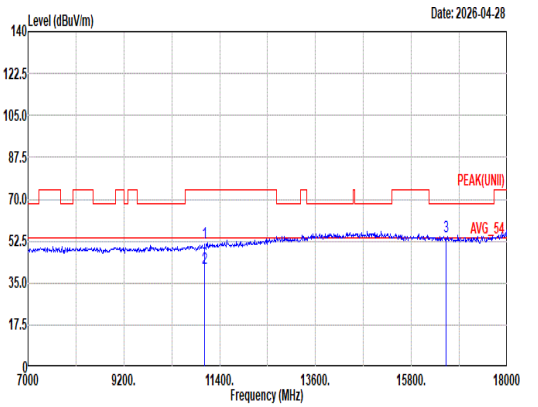

Site : 03CH22-HY
Condition: PEAK(UNII) 3m DRH18-E_LE2C04A18EN_250520 VERTICAL

	Freq	Level	Limit Line	Margin	Read Level	Ant Factor	Cable Loss	Preamp Factor	Aux Factor	APos	TPos	Remark
	MHz	dBuV/m	dBuV/m	dB	dBuV	dB/m	dB	dB	dB	cm	deg	
1	11060.00	51.55	74.00	-22.45	34.41	38.04	17.60	39.83	1.33	--	--	Peak
2	11060.00	41.03	54.00	-12.97	23.89	38.04	17.60	39.83	1.33	--	--	Average
3	16590.00	54.48	68.20	-13.72	36.16	40.80	21.61	46.07	1.98	--	--	Peak

Mode	44	
	Harmonic	
	U-NII-2C_5.47-5.725_802.11ax HE80_CH106_Full RU_5530MHz	
ANT	6+7	
Pol.	Horizontal	Vertical
10.6G ~18G Avg	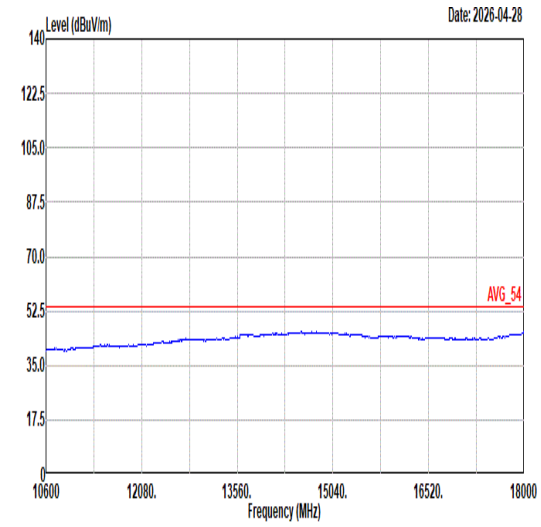 Site : 03CH22-HY Condition: AVG_54 3m DRH18-E_LE2C04A18EN_250520 HORIZONTAL	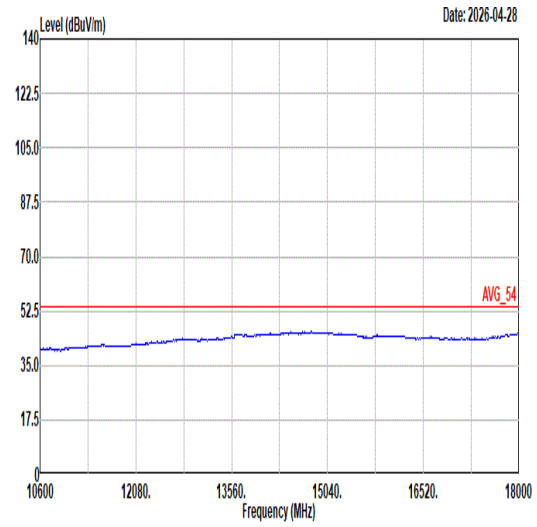 Site : 03CH22-HY Condition: AVG_54 3m DRH18-E_LE2C04A18EN_250520 VERTICAL

Mode	45	
	Band Edge - L	
	U-NII-2C_5.47-5.725_802.11ax HE80_CH122_Full RU_5610MHz	
ANT	6+7	
Pol.	Horizontal	Fundamental

Peak

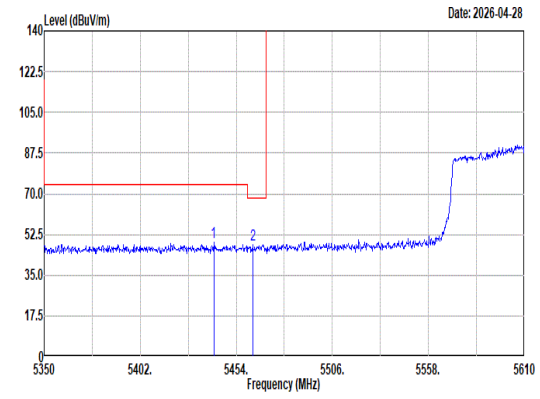

Site : 03CH22-HY
Condition: PEAK_BE(UNII)_B3 3m DRH18-E_LE2C04A18EN_250520 HORIZONTAL
: RBW:1000.000kHz VBW:3000.000kHz SWT:Auto

	Freq	Level	Limit Line	Margin	Read Level	Ant Factor	Cable Loss	Preamp Factor	Aux Factor	APos	TPos	Remark
	MHz	dBuV/m	dBuV/m	dB	dBuV	dB/m	dB	dB	dB	cm	deg	
1	5441.78	48.95	74.00	-25.05	37.62	32.38	12.39	34.32	0.88	100	84	Peak
2	5462.84	47.87	68.20	-20.33	36.51	32.43	12.40	34.35	0.88	100	84	Peak

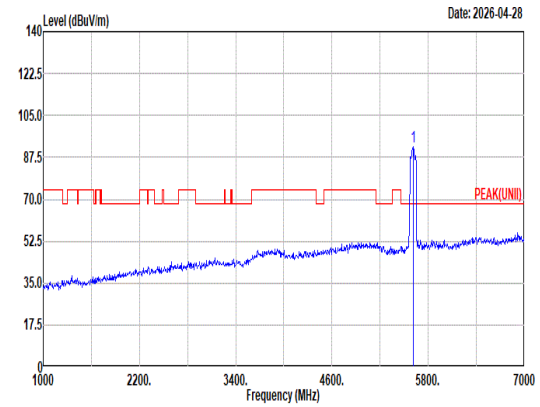

Site : 03CH22-HY
Condition: PEAK(UNII) 3m DRH18-E_LE2C04A18EN_250520 HORIZONTAL
: RBW:1000.000kHz VBW:3000.000kHz SWT:Auto

	Freq	Level	Limit Line	Margin	Read Level	Ant Factor	Cable Loss	Preamp Factor	Aux Factor	APos	TPos	Remark
	MHz	dBuV/m	dBuV/m	dB	dBuV	dB/m	dB	dB	dB	cm	deg	
1	5610.00	91.69	------	------	80.01	32.91	12.42	34.52	0.87	100	84	Peak

Avg

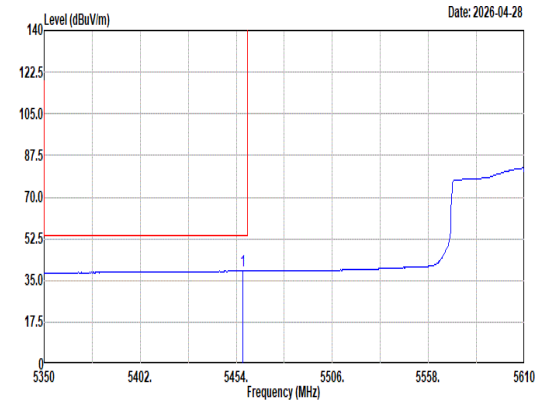

Site : 03CH22-HY
Condition: AVG_BE(UNII)_B3 3m DRH18-E_LE2C04A18EN_250520 HORIZONTAL
: RBW:1000.000kHz VBW:0.010kHz SWT:Auto

	Freq	Level	Limit Line	Margin	Read Level	Ant Factor	Cable Loss	Preamp Factor	Aux Factor	APos	TPos	Remark
	MHz	dBuV/m	dBuV/m	dB	dBuV	dB/m	dB	dB	dB	cm	deg	
1	5457.64	38.97	54.00	-15.03	27.62	32.42	12.40	34.35	0.88	100	84	Average

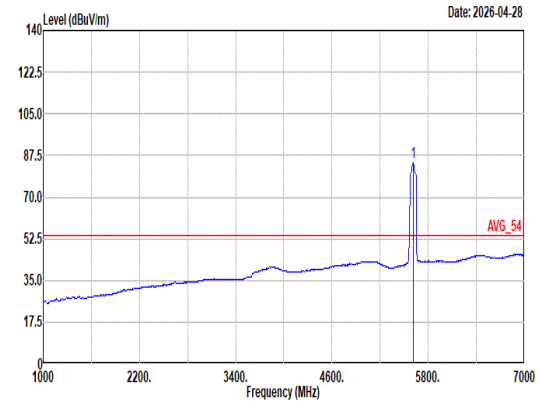

Site : 03CH22-HY
Condition: AVG_54 3m DRH18-E_LE2C04A18EN_250520 HORIZONTAL
: RBW:1000.000kHz VBW:0.010kHz SWT:Auto

	Freq	Level	Limit Line	Margin	Read Level	Ant Factor	Cable Loss	Preamp Factor	Aux Factor	APos	TPos	Remark
	MHz	dBuV/m	dBuV/m	dB	dBuV	dB/m	dB	dB	dB	cm	deg	
1	5610.00	84.32	------	------	72.64	32.91	12.42	34.52	0.87	100	84	Average

Mode	45	
	Band Edge - R	
	U-NII-2C_5.47-5.725_802.11ax HE80_CH122_Full RU_5610MHz	
ANT	6+7	
Pol.	Horizontal	Fundamental
Peak	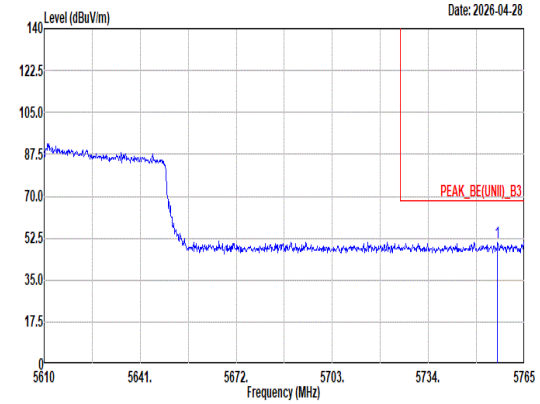	Blank

Site : 03CH22-HY
Condition: PEAK_BE(UNII)_B3 3m DRH18-E_LE2C04A18EN_250520 HORIZONTAL
: RBW:1000.000kHz VBW:3000.000kHz SWT:Auto

	Freq	Level	Limit Line	Margin	Read Level	Ant Factor	Cable Loss	Preamp Factor	Aux Factor	APos	TPos	Remark
	MHz	dBuV/m	dBuV/m	dB	dBuV	dB/m	dB	dB	dB	cm	deg	
1	5756.32	50.74	68.20	-17.46	38.10	33.71	12.46	34.65	1.12	100	84	Peak

Mode	45	
	Band Edge - L	
	U-NII-2C_5.47-5.725_802.11ax HE80_CH122_Full RU_5610MHz	
ANT	6+7	
Pol.	Vertical	Fundamental

Peak

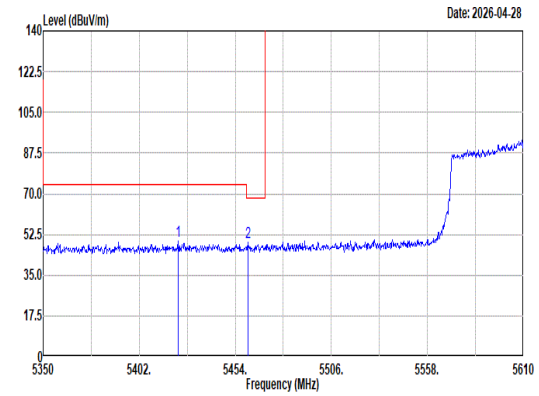

Site : 03CH22-HY
Condition: PEAK_BE(UNII)_B3 3m DRH18-E_LE2C04A18EN_250520 VERTICAL
: RBW:1000.000kHz VBW:3000.000kHz SWT:Auto

	Freq	Level	Limit Line	Margin	Read Level	Ant Factor	Cable Loss	Preamp Factor	Aux Factor	APos	TPos	Remark
	MHz	dBuV/m	dBuV/m	dB	dBuV	dB/m	dB	dB	dB	cm	deg	
1	5423.06	49.42	74.00	-24.58	38.07	32.35	12.39	34.28	0.89	100	33	Peak
2	5460.76	49.36	68.20	-18.84	38.01	32.42	12.40	34.35	0.88	100	33	Peak

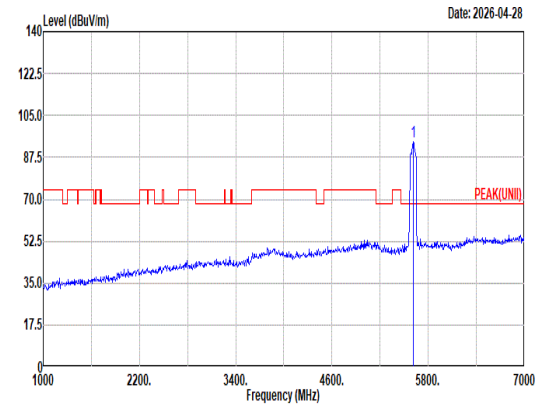

Site : 03CH22-HY
Condition: PEAK(UNII) 3m DRH18-E_LE2C04A18EN_250520 VERTICAL
: RBW:1000.000kHz VBW:3000.000kHz SWT:Auto

	Freq	Level	Limit Line	Margin	Read Level	Ant Factor	Cable Loss	Preamp Factor	Aux Factor	APos	TPos	Remark
	MHz	dBuV/m	dBuV/m	dB	dBuV	dB/m	dB	dB	dB	cm	deg	
1	5610.00	93.79	------	------	82.11	32.91	12.42	34.52	0.87	100	33	Peak

Avg

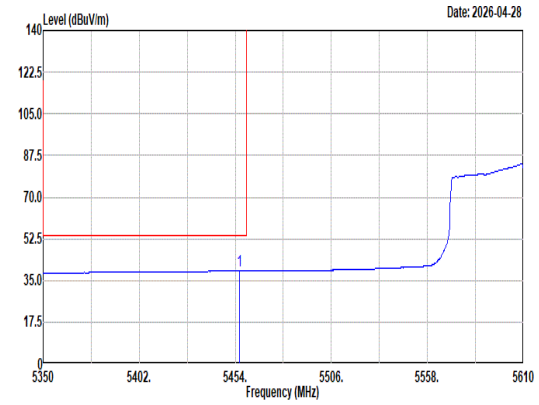

Site : 03CH22-HY
Condition: AVG_BE(UNII)_B3 3m DRH18-E_LE2C04A18EN_250520 VERTICAL
: RBW:1000.000kHz VBW:0.010kHz SWT:Auto

	Freq	Level	Limit Line	Margin	Read Level	Ant Factor	Cable Loss	Preamp Factor	Aux Factor	APos	TPos	Remark
	MHz	dBuV/m	dBuV/m	dB	dBuV	dB/m	dB	dB	dB	cm	deg	
1	5456.34	39.05	54.00	-14.95	27.70	32.41	12.40	34.34	0.88	100	33	Average

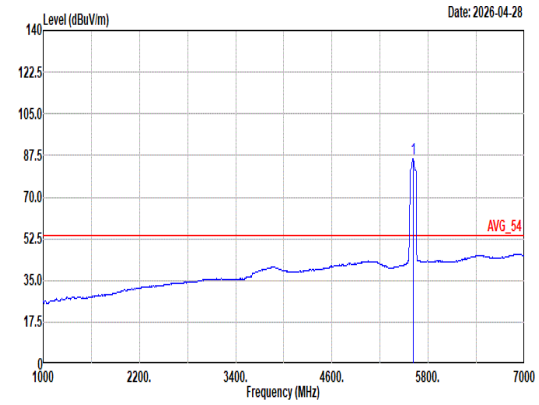

Site : 03CH22-HY
Condition: AVG_54 3m DRH18-E_LE2C04A18EN_250520 VERTICAL
: RBW:1000.000kHz VBW:0.010kHz SWT:Auto

	Freq	Level	Limit Line	Margin	Read Level	Ant Factor	Cable Loss	Preamp Factor	Aux Factor	APos	TPos	Remark
	MHz	dBuV/m	dBuV/m	dB	dBuV	dB/m	dB	dB	dB	cm	deg	
1	5610.00	86.14	------	------	74.46	32.91	12.42	34.52	0.87	100	33	Average

Mode	45	
	Band Edge - R	
	U-NII-2C_5.47-5.725_802.11ax HE80_CH122_Full RU_5610MHz	
ANT	6+7	
Pol.	Vertical	Fundamental
Peak	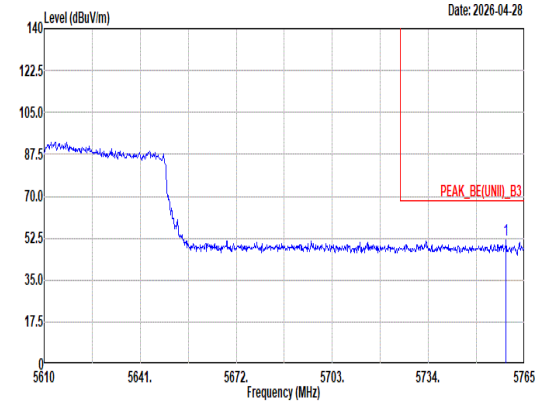	Blank

Site : 03CH22-HY
Condition: PEAK_BE(UNII)_B3 3m DRH18-E_LE2C04A18EN_250520 VERTICAL
: RBW:1000.000kHz VBW:3000.000kHz SWT:Auto

	Freq	Level	Limit Line	Margin	Read Level	Ant Factor	Cable Loss	Preamp Factor	Aux Factor	APos	TPos	Remark
	MHz	dBuV/m	dBuV/m	dB	dBuV	dB/m	dB	dB	dB	cm	deg	
1	5759.11	51.51	68.20	-16.69	38.85	33.72	12.46	34.65	1.13	100	33	Peak

Mode	45	
	Harmonic	
	U-NII-2C_5.47-5.725_802.11ax HE80_CH122_Full RU_5610MHz	
ANT	6+7	
Pol.	Horizontal	Vertical

Peak

Avg

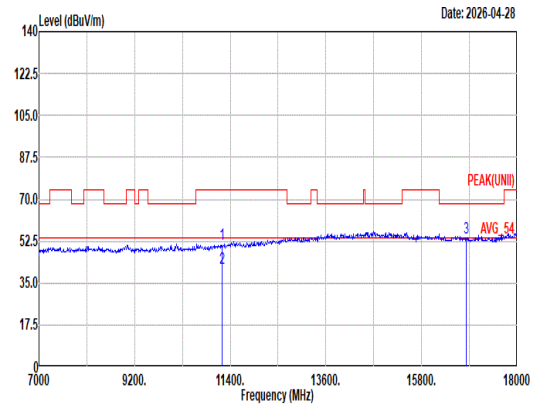

Site : 03CH22-HY
Condition: PEAK(UNII) 3m DRH18-E_LE2C04A18EN_250520 HORIZONTAL

	Freq	Level	Limit Line	Margin	Read Level	Ant Factor	Cable Loss	Preamp Factor	Aux Factor	APos	TPos	Remark
	MHz	dBuV/m	dBuV/m	dB	dBuV	dB/m	dB	dB	dB	cm	deg	
1	11220.00	51.39	74.00	-22.61	33.87	38.44	17.70	39.97	1.35	--	--	Peak
2	11220.00	41.13	54.00	-12.87	23.61	38.44	17.70	39.97	1.35	--	--	Average
3	16830.00	54.04	68.20	-14.16	35.97	40.60	21.70	46.19	1.96	--	--	Peak

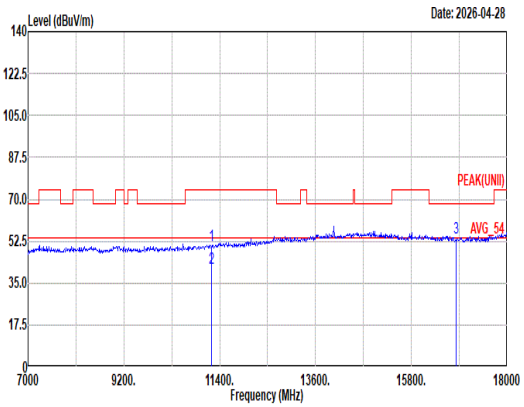

Site : 03CH22-HY
Condition: PEAK(UNII) 3m DRH18-E_LE2C04A18EN_250520 VERTICAL

	Freq	Level	Limit Line	Margin	Read Level	Ant Factor	Cable Loss	Preamp Factor	Aux Factor	APos	TPos	Remark
	MHz	dBuV/m	dBuV/m	dB	dBuV	dB/m	dB	dB	dB	cm	deg	
1	11220.00	50.77	74.00	-23.23	33.25	38.44	17.70	39.97	1.35	--	--	Peak
2	11220.00	41.11	54.00	-12.89	23.59	38.44	17.70	39.97	1.35	--	--	Average
3	16830.00	54.06	68.20	-14.14	35.99	40.60	21.70	46.19	1.96	--	--	Peak

Mode	45	
	Harmonic	
	U-NII-2C_5.47-5.725_802.11ax HE80_CH122_Full RU_5610MHz	
ANT	6+7	
Pol.	Horizontal	Vertical
10.6G ~18G Avg	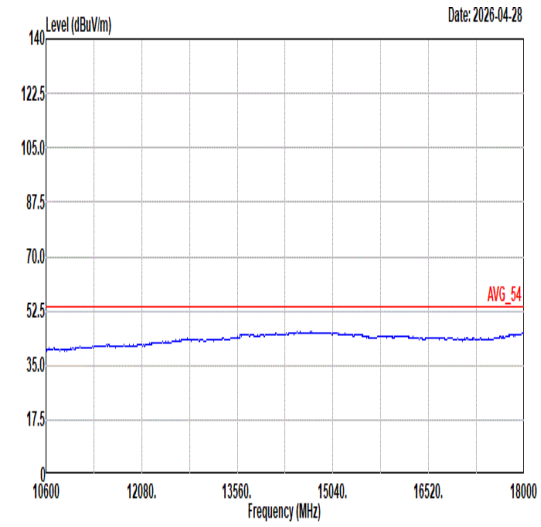 Site : 03CH22-HY Condition: AVG_54 3m DRH18-E_LE2C04A18EN_250520 HORIZONTAL	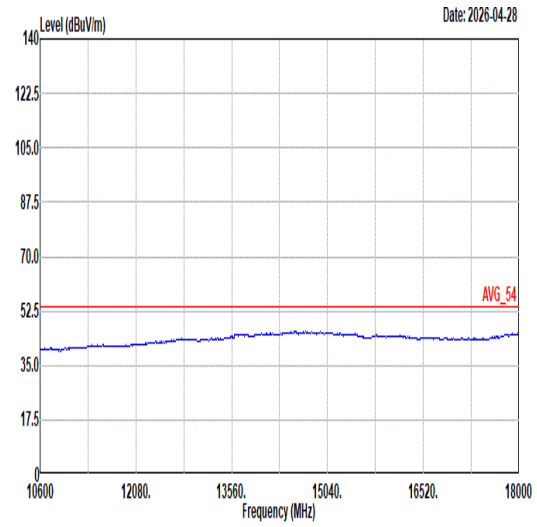 Site : 03CH22-HY Condition: AVG_54 3m DRH18-E_LE2C04A18EN_250520 VERTICAL

Mode	46
	Band Edge - L
	U-NII-2C_5.47-5.725_802.11ax HE160_CH114_Full RU_5570MHz
ANT	6+7

Pol.	Horizontal	Fundamental

Peak

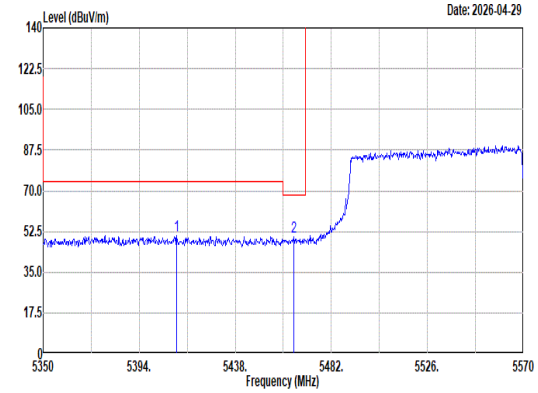

Site : 03CH22-HY
Condition: PEAK_BE(UNII)_B3 3m DRH18-E_LE2C04A18EN_250520 HORIZONTAL
: RBW:1000.000kHz VBW:3000.000kHz SWT:Auto

	Freq	Level	Limit Line	Margin	Read Level	Ant Factor	Cable Loss	Preamp Factor	Aux Factor	APos	TPos	Remark
	MHz	dBuV/m	dBuV/m	dB	dBuV	dB/m	dB	dB	dB	cm	deg	
1	5411.16	50.93	74.00	-23.07	39.59	32.32	12.39	34.26	0.89	100	55	Peak
2	5464.84	49.98	68.20	-18.22	38.63	32.43	12.40	34.36	0.88	100	55	Peak

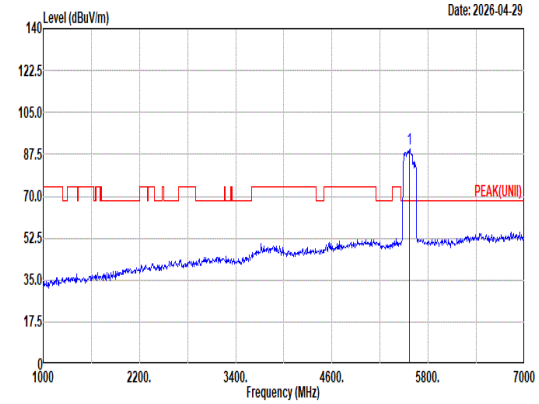

Site : 03CH22-HY
Condition: PEAK(UNII) 3m DRH18-E_LE2C04A18EN_250520 HORIZONTAL
: RBW:1000.000kHz VBW:3000.000kHz SWT:Auto

	Freq	Level	Limit Line	Margin	Read Level	Ant Factor	Cable Loss	Preamp Factor	Aux Factor	APos	TPos	Remark
	MHz	dBuV/m	dBuV/m	dB	dBuV	dB/m	dB	dB	dB	cm	deg	
1	5570.00	89.58	------	------	78.05	32.74	12.41	34.48	0.86	100	55	Peak

Avg

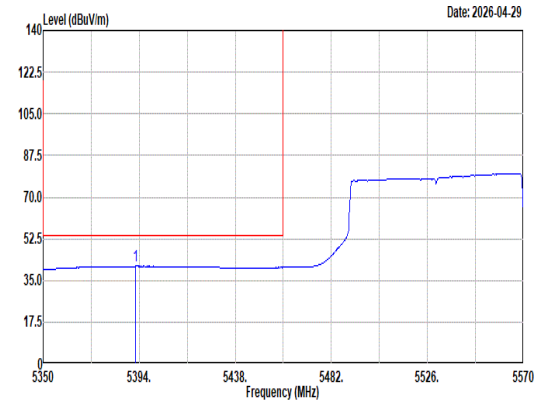

Site : 03CH22-HY
Condition: AVG_BE(UNII)_B3 3m DRH18-E_LE2C04A18EN_250520 HORIZONTAL
: RBW:1000.000kHz VBW:0.010kHz SWT:Auto

	Freq	Level	Limit Line	Margin	Read Level	Ant Factor	Cable Loss	Preamp Factor	Aux Factor	APos	TPos	Remark
	MHz	dBuV/m	dBuV/m	dB	dBuV	dB/m	dB	dB	dB	cm	deg	
1	5392.24	40.97	54.00	-13.03	29.64	32.30	12.37	34.23	0.89	100	55	Average

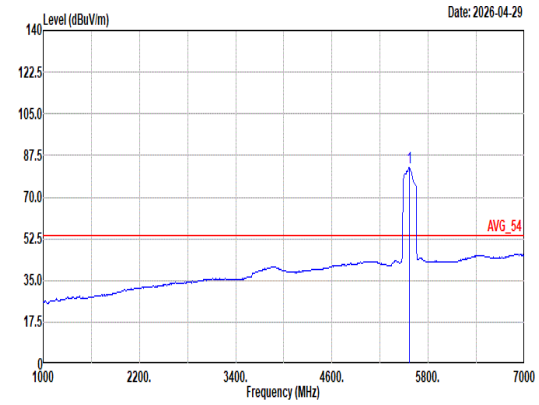

Site : 03CH22-HY
Condition: AVG_54 3m DRH18-E_LE2C04A18EN_250520 HORIZONTAL
: RBW:1000.000kHz VBW:0.010kHz SWT:Auto

	Freq	Level	Limit Line	Margin	Read Level	Ant Factor	Cable Loss	Preamp Factor	Aux Factor	APos	TPos	Remark
	MHz	dBuV/m	dBuV/m	dB	dBuV	dB/m	dB	dB	dB	cm	deg	
1	5570.00	82.26	------	------	70.74	32.72	12.41	34.47	0.86	100	55	Average

Mode	46	
	Band Edge - R	
	U-NII-2C_5.47-5.725_802.11ax HE160_CH114_Full RU_5570MHz	
ANT	6+7	
Pol.	Horizontal	Fundamental
Peak	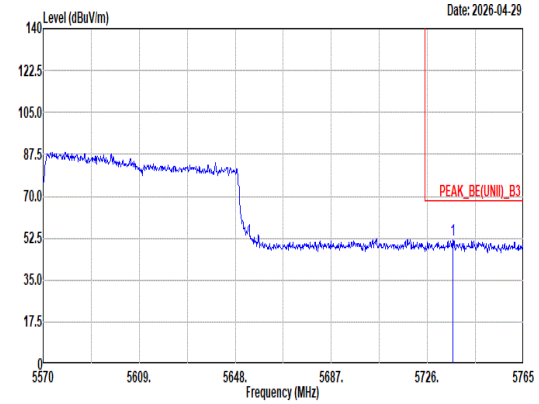 Site : 03CH22-HY Condition: PEAK_BE(UNII)_B3 3m DRH18-E_LE2C04A18EN_250520 HORIZONTAL : RBW:1000.000kHz VBW:3000.000kHz SWT:Auto Limit Read Ant Cable Preamp Aux APos TPos Freq Level Line Margin Level Factor Loss Factor Factor Remark MHz dBuV/m dBuV/m dB dBuV dB/m dB dB dB cm deg 1 5736.34 52.03 68.20 -16.17 39.42 33.70 12.45 34.63 1.09 100 55 Peak	Blank

Mode	46
	Band Edge - L
	U-NII-2C_5.47-5.725_802.11ax HE160_CH114_Full RU_5570MHz
ANT	6+7

Pol.	Vertical	Fundamental

Peak

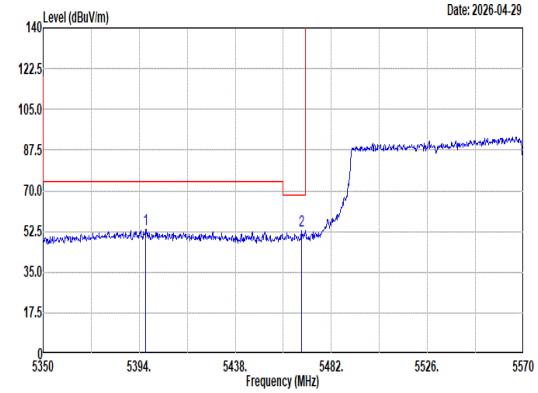

Site : 03CH22-HY
Condition: PEAK_BE(UNII)_B3 3m DRH18-E_LE2C04A18EN_250520 VERTICAL
: RBW:1000.000kHz VBW:3000.000kHz SWT:Auto

	Freq	Level	Limit Line	Margin	Read Level	Ant Factor	Cable Loss	Preamp Factor	Aux Factor	APos	TPos	Remark
	MHz	dBuV/m	dBuV/m	dB	dBuV	dB/m	dB	dB	dB	cm	deg	
1	5397.08	53.52	74.00	-20.48	42.19	32.30	12.38	34.24	0.89	129	11	Peak
2	5468.36	52.71	68.20	-15.49	41.35	32.44	12.40	34.36	0.88	129	11	Peak

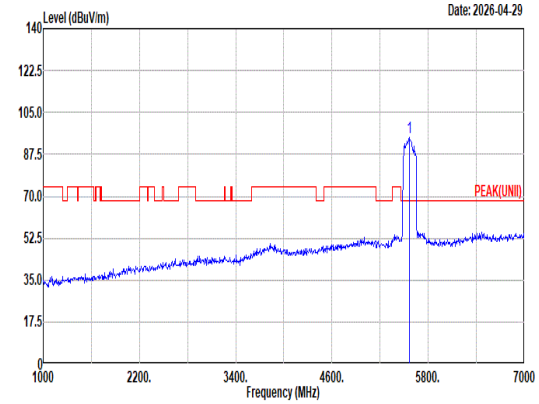

Site : 03CH22-HY
Condition: PEAK(UNII) 3m DRH18-E_LE2C04A18EN_250520 VERTICAL
: RBW:1000.000kHz VBW:3000.000kHz SWT:Auto

	Freq	Level	Limit Line	Margin	Read Level	Ant Factor	Cable Loss	Preamp Factor	Aux Factor	APos	TPos	Remark
	MHz	dBuV/m	dBuV/m	dB	dBuV	dB/m	dB	dB	dB	cm	deg	
1	5570.00	94.43	------	------	82.91	32.73	12.41	34.48	0.86	129	11	Peak

Avg

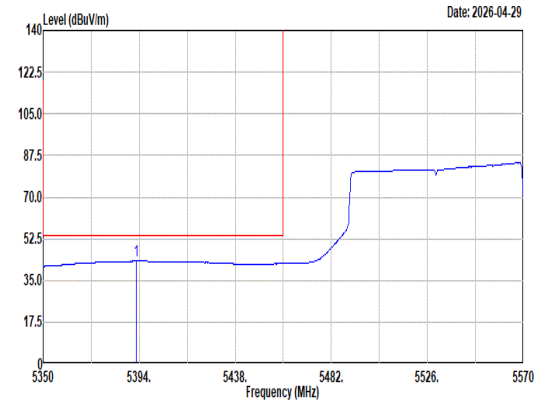

Site : 03CH22-HY
Condition: AVG_BE(UNII)_B3 3m DRH18-E_LE2C04A18EN_250520 VERTICAL
: RBW:1000.000kHz VBW:0.010kHz SWT:Auto

	Freq	Level	Limit Line	Margin	Read Level	Ant Factor	Cable Loss	Preamp Factor	Aux Factor	APos	TPos	Remark
	MHz	dBuV/m	dBuV/m	dB	dBuV	dB/m	dB	dB	dB	cm	deg	
1	5392.68	43.18	54.00	-10.82	31.85	32.30	12.37	34.23	0.89	129	11	Average

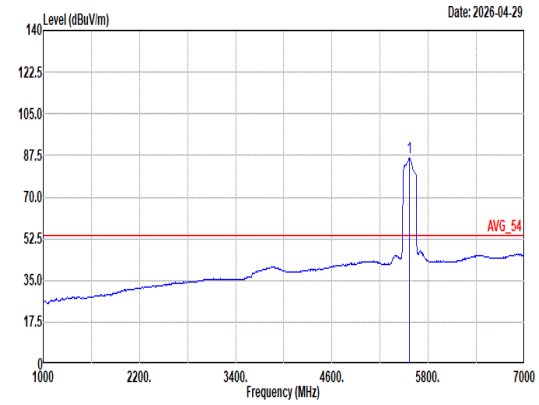

Site : 03CH22-HY
Condition: AVG_54 3m DRH18-E_LE2C04A18EN_250520 VERTICAL
: RBW:1000.000kHz VBW:0.010kHz SWT:Auto

	Freq	Level	Limit Line	Margin	Read Level	Ant Factor	Cable Loss	Preamp Factor	Aux Factor	APos	TPos	Remark
	MHz	dBuV/m	dBuV/m	dB	dBuV	dB/m	dB	dB	dB	cm	deg	
1	5570.00	86.43	------	------	74.91	32.73	12.41	34.48	0.86	129	11	Average

Mode	46	
	Band Edge - R	
	U-NII-2C_5.47-5.725_802.11ax HE160_CH114_Full RU_5570MHz	
ANT	6+7	
Pol.	Vertical	Fundamental
Peak	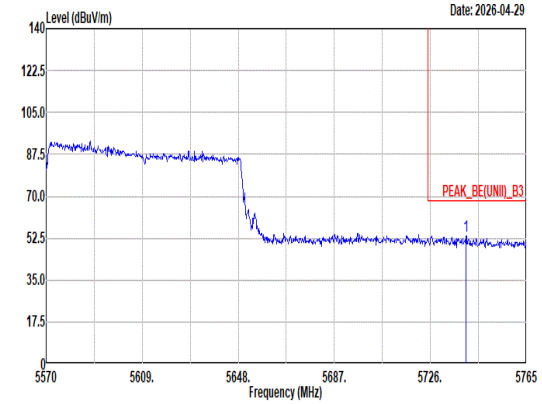 Site : 03CH22-HY Condition: PEAK_BE(UNII)_B3 3m DRH18-E_LE2C04A18EN_250520 VERTICAL : RBW:1000.000kHz VBW:3000.000kHz SWT:Auto Freq Level Limit Line Margin Read Level Ant Factor Cable Loss Preamp Factor Aux Factor APos TPos Remark MHz dBuV/m dBuV/m dB dBuV dB/m dB dB dB cm deg 1 5740.43 53.37 68.20 -14.83 40.75 33.70 12.46 34.64 1.10 129 11 Peak	Blank

Mode	46	
	Harmonic	
	U-NII-2C_5.47-5.725_802.11ax HE160_CH114_Full RU_5570MHz	
ANT	6+7	
Pol.	Horizontal	Vertical

Peak

Avg

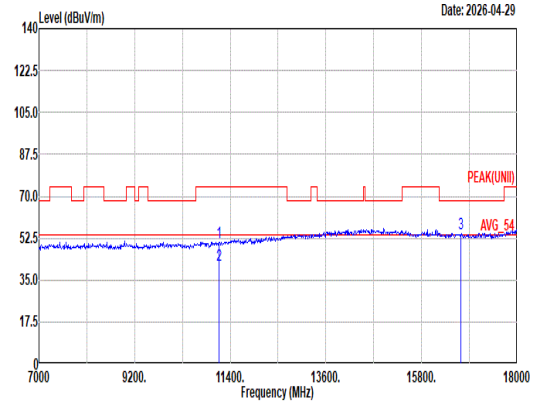

Site : 03CH22-HY
Condition: PEAK(UNII) 3m DRH18-E_LE2C04A18EN_250520 HORIZONTAL

	Freq	Level	Limit Line	Margin	Read Level	Ant Factor	Cable Loss	Preamp Factor	Aux Factor	APos	TPos	Remark
	MHz	dBuV/m	dBuV/m	dB	dBuV	dB/m	dB	dB	dB	cm	deg	
1	11140.00	50.96	74.00	-23.04	33.59	38.28	17.65	39.90	1.34	--	--	Peak
2	11140.00	41.18	54.00	-12.82	23.81	38.28	17.65	39.90	1.34	--	--	Average
3	16710.00	54.21	68.20	-13.99	36.12	40.60	21.65	46.13	1.97	--	--	Peak

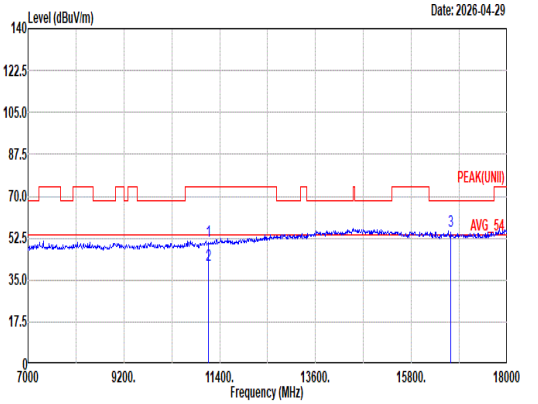

Site : 03CH22-HY
Condition: PEAK(UNII) 3m DRH18-E_LE2C04A18EN_250520 VERTICAL

	Freq	Level	Limit Line	Margin	Read Level	Ant Factor	Cable Loss	Preamp Factor	Aux Factor	APos	TPos	Remark
	MHz	dBuV/m	dBuV/m	dB	dBuV	dB/m	dB	dB	dB	cm	deg	
1	11140.00	51.33	74.00	-22.67	33.96	38.28	17.65	39.90	1.34	--	--	Peak
2	11140.00	41.17	54.00	-12.83	23.80	38.28	17.65	39.90	1.34	--	--	Average
3	16710.00	55.38	68.20	-12.82	37.29	40.60	21.65	46.13	1.97	--	--	Peak

Mode	46	
	Harmonic	
	U-NII-2C_5.47-5.725_802.11ax HE160_CH114_Full RU_5570MHz	
ANT	6+7	
Pol.	Horizontal	Vertical
10.6G ~18G Avg	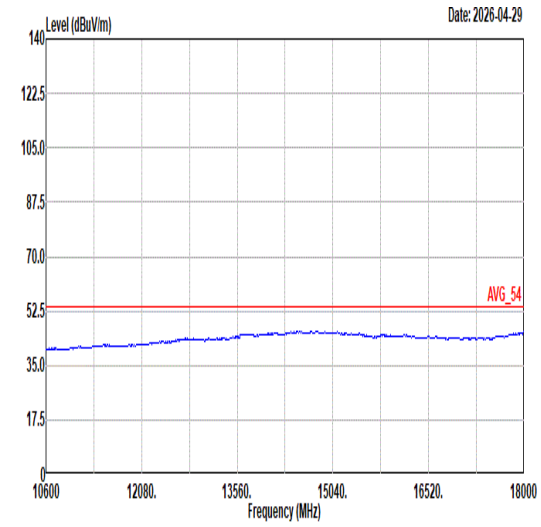 Site : 03CH22-HY Condition: AVG_54 3m DRH18-E_LE2C04A18EN_250520 HORIZONTAL	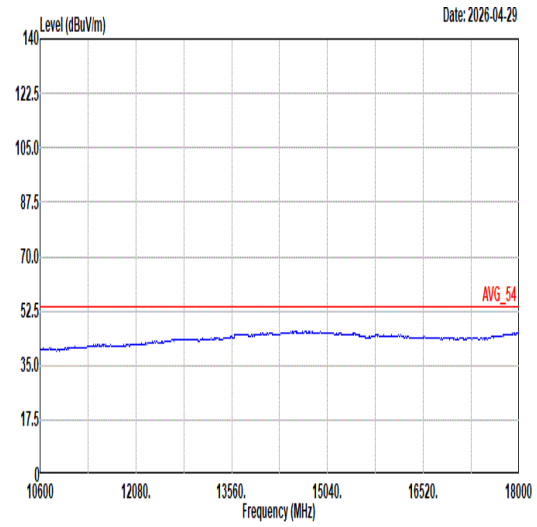 Site : 03CH22-HY Condition: AVG_54 3m DRH18-E_LE2C04A18EN_250520 VERTICAL

<table>
<tr><td rowspan="3">Mode</td><td colspan="2">47</td></tr>
<tr><td colspan="2">Band Edge</td></tr>
<tr><td colspan="2">U-NII-2C_5.47-5.725_802.11ax HE20_CH140_Partial RU 106/54_5700MHz</td></tr>
<tr><td>ANT</td><td colspan="2">6+7</td></tr>
<tr><td>Pol.</td><td>Horizontal</td><td>Fundamental</td></tr>
<tr><td>Peak</td><td> 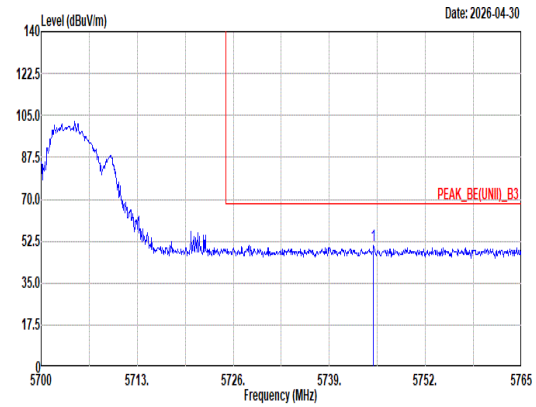

Site : 03CH22-HY
Condition: PEAK_BE(UNII)_B3 3m DRH18-E_LE2C04A18EN_250520 HORIZONTAL
: RBW:1000.000kHz VBW:3000.000kHz SWT:Auto

	Freq	Level	Limit Line	Margin	Read Level	Ant Factor	Cable Loss	Preamp Factor	Aux Factor	APos	TPos	Remark
	MHz	dBuV/m	dBuV/m	dB	dBuV	dB/m	dB	dB	dB	cm	deg	
1	5744.98	50.52	68.20	-17.68	37.90	33.70	12.46	34.64	1.10	100	44	Peak

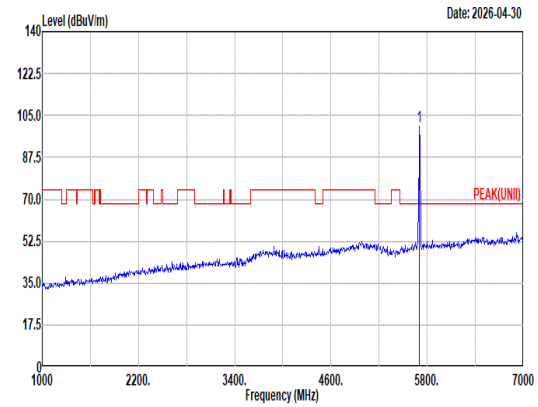

Site : 03CH22-HY
Condition: PEAK(UNII) 3m DRH18-E_LE2C04A18EN_250520 HORIZONTAL
: RBW:1000.000kHz VBW:3000.000kHz SWT:Auto

	Freq	Level	Limit Line	Margin	Read Level	Ant Factor	Cable Loss	Preamp Factor	Aux Factor	APos	TPos	Remark
	MHz	dBuV/m	dBuV/m	dB	dBuV	dB/m	dB	dB	dB	cm	deg	
1	5700.00	100.33	------	------	87.75	33.70	12.45	34.60	1.03	100	44	Peak

</td></tr>
<tr><td>Avg</td><td>Blank</td><td> 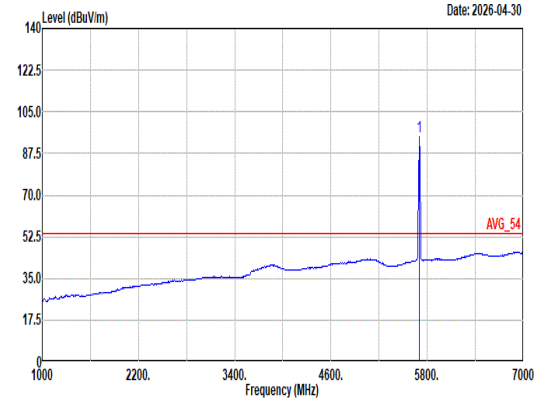

Site : 03CH22-HY
Condition: AVG_54 3m DRH18-E_LE2C04A18EN_250520 HORIZONTAL
: RBW:1000.000kHz VBW:0.010kHz SWT:Auto

	Freq	Level	Limit Line	Margin	Read Level	Ant Factor	Cable Loss	Preamp Factor	Aux Factor	APos	TPos	Remark
	MHz	dBuV/m	dBuV/m	dB	dBuV	dB/m	dB	dB	dB	cm	deg	
1	5700.00	94.62	------	------	82.04	33.70	12.45	34.60	1.03	100	44	Average

</td></tr>
</table>

Mode	47	
	Band Edge	
	U-NII-2C_5.47-5.725_802.11ax HE20_CH140_Partial RU 106/54_5700MHz	
ANT	6+7	
Pol.	Vertical	Fundamental
Peak	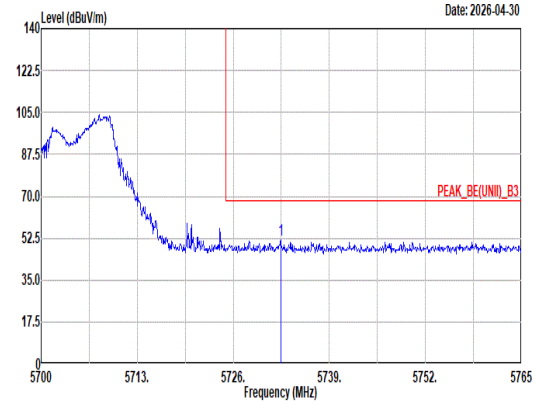 Site : 03CH22-HY Condition: PEAK_BE(UNII)_B3 3m DRH18-E_LE2C04A18EN_250520 VERTICAL : RBW:1000.000kHz VBW:3000.000kHz SWT:Auto Freq / Level / Limit Line / Margin / Read Level / Ant Factor / Cable Loss / Preamp Factor / Aux Factor / APos / TPos / Remark MHz / dBuV/m / dBuV/m / dB / dBuV / dB/m / dB / dB / dB / cm / deg 1 5732.44 51.79 68.20 -16.41 39.19 33.70 12.45 34.63 1.08 133 16 Peak	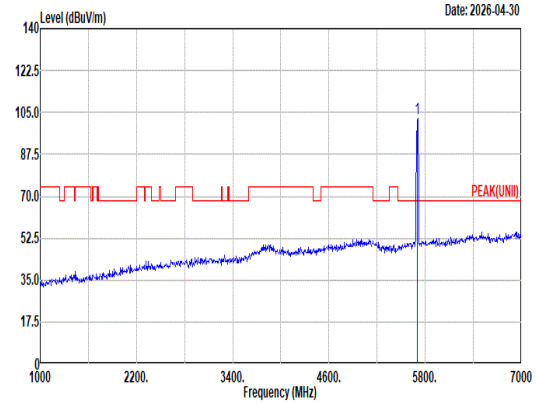 Site : 03CH22-HY Condition: PEAK(UNII) 3m DRH18-E_LE2C04A18EN_250520 VERTICAL : RBW:1000.000kHz VBW:3000.000kHz SWT:Auto Freq / Level / Limit Line / Margin / Read Level / Ant Factor / Cable Loss / Preamp Factor / Aux Factor / APos / TPos / Remark MHz / dBuV/m / dBuV/m / dB / dBuV / dB/m / dB / dB / dB / cm / deg 1 5700.00 102.74 ------ ------ 90.16 33.70 12.45 34.61 1.04 133 16 Peak
Avg	Blank	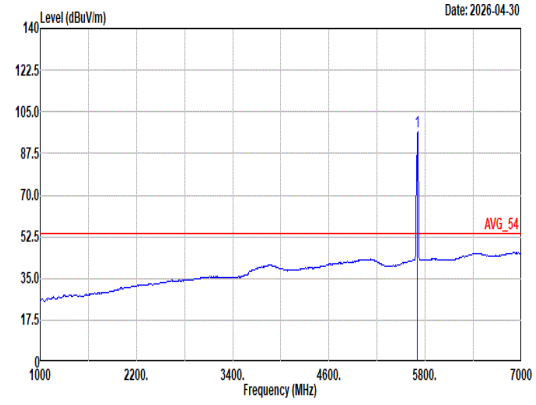 Site : 03CH22-HY Condition: AVG_54 3m DRH18-E_LE2C04A18EN_250520 VERTICAL : RBW:1000.000kHz VBW:0.010kHz SWT:Auto Freq / Level / Limit Line / Margin / Read Level / Ant Factor / Cable Loss / Preamp Factor / Aux Factor / APos / TPos / Remark MHz / dBuV/m / dBuV/m / dB / dBuV / dB/m / dB / dB / dB / cm / deg 1 5700.00 96.62 ------ ------ 84.04 33.70 12.45 34.61 1.04 133 16 Average

Mode	47	
	Harmonic	
	U-NII-2C_5.47-5.725_802.11ax HE20_CH140_Partial RU 106/54_5700MHz	
ANT	6+7	
Pol.	Horizontal	Vertical
Peak Avg	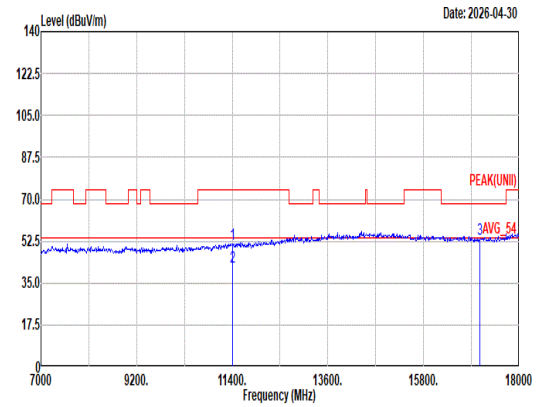 Site : 03CH22-HY Condition: PEAK(UNII) 3m DRH18-E_LE2C04A18EN_250520 HORIZONTAL Freq Level Limit Line Margin Read Level Ant Factor Cable Loss Preamp Factor Aux Factor APos TPos Remark MHz dBuV/m dBuV/m dB dBuV dB/m dB dB dB cm deg 1 11400.00 51.51 74.00 -22.49 33.68 38.80 17.81 40.14 1.36 -- -- Peak 2 11400.00 41.48 54.00 -12.52 23.65 38.80 17.81 40.14 1.36 -- -- Average 3 17100.00 53.61 68.20 -14.59 35.85 40.40 21.78 46.36 1.94 -- -- Peak	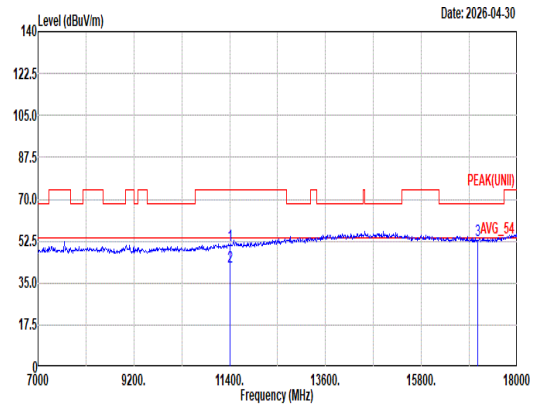 Site : 03CH22-HY Condition: PEAK(UNII) 3m DRH18-E_LE2C04A18EN_250520 VERTICAL Freq Level Limit Line Margin Read Level Ant Factor Cable Loss Preamp Factor Aux Factor APos TPos Remark MHz dBuV/m dBuV/m dB dBuV dB/m dB dB dB cm deg 1 11400.00 50.94 74.00 -23.06 33.11 38.80 17.81 40.14 1.36 -- -- Peak 2 11400.00 41.47 54.00 -12.53 23.64 38.80 17.81 40.14 1.36 -- -- Average 3 17100.00 53.03 68.20 -15.17 35.27 40.40 21.78 46.36 1.94 -- -- Peak

Mode	47	
	Harmonic	
	U-NII-2C_5.47-5.725_802.11ax HE20_CH140_Partial RU 106/54_5700MHz	
ANT	6+7	
Pol.	Horizontal	Vertical
10.6G ~18G Avg	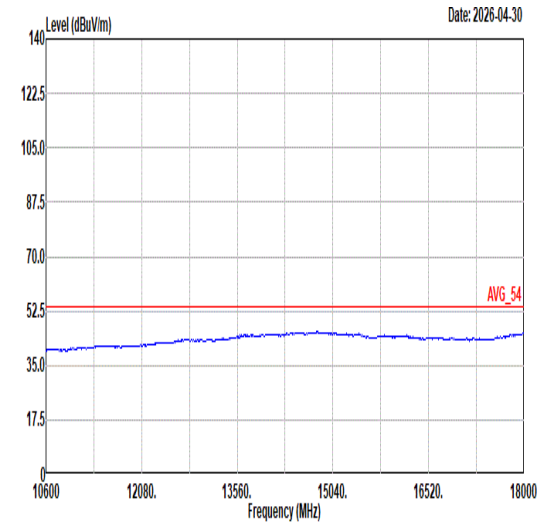 Site : 03CH22-HY Condition: AVG_54 3m DRH18-E_LE2C04A18EN_250520 HORIZONTAL	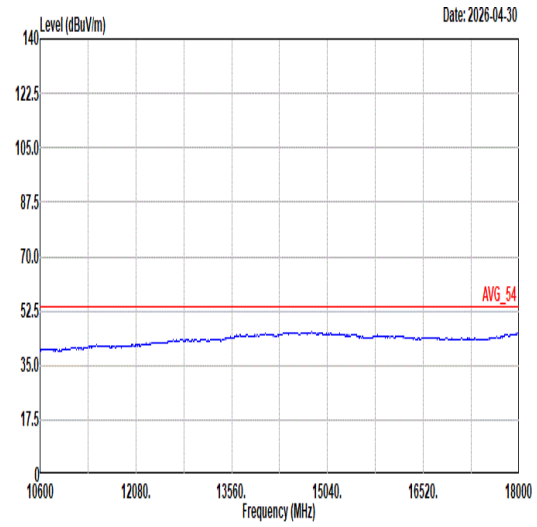 Site : 03CH22-HY Condition: AVG_54 3m DRH18-E_LE2C04A18EN_250520 VERTICAL

Mode	48
	Band Edge - L
	U-NII-2C_5.47-5.725_802.11ax HE40_CH102_Partial RU 242/61_5510MHz
ANT	6+7

Pol.	Horizontal	Fundamental

Peak

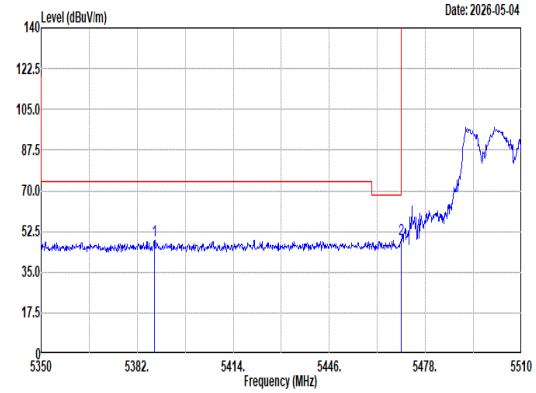

Site : 03CH22-HY
Condition: PEAK_BE(UNII)_B3 3m DRH18-E_LE2C04A18EN_250520 HORIZONTAL
: RBW:1000.000kHz VBW:3000.000kHz SWT:Auto

	Freq	Level	Limit Line	Margin	Read Level	Ant Factor	Cable Loss	Preamp Factor	Aux Factor	APos	TPos	Remark
	MHz	dBuV/m	dBuV/m	dB	dBuV	dB/m	dB	dB	dB	cm	deg	
1	5387.76	48.58	74.00	-25.42	37.25	32.30	12.36	34.22	0.89	200	53	Peak
2	5470.00	49.13	68.20	-19.07	37.78	32.44	12.40	34.37	0.88	200	53	Peak

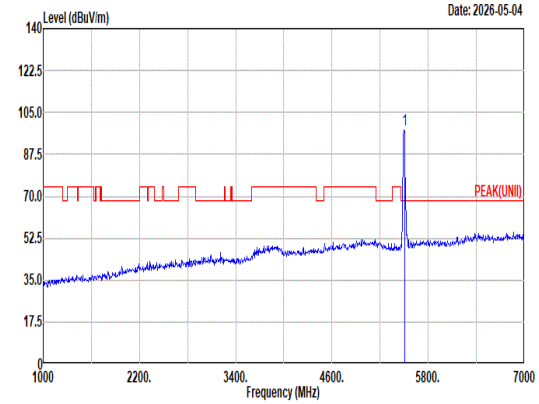

Site : 03CH22-HY
Condition: PEAK(UNII) 3m DRH18-E_LE2C04A18EN_250520 HORIZONTAL
: RBW:1000.000kHz VBW:3000.000kHz SWT:Auto

	Freq	Level	Limit Line	Margin	Read Level	Ant Factor	Cable Loss	Preamp Factor	Aux Factor	APos	TPos	Remark
	MHz	dBuV/m	dBuV/m	dB	dBuV	dB/m	dB	dB	dB	cm	deg	
1	5510.00	97.88	------	------	86.53	32.49	12.40	34.41	0.87	200	53	Peak

Avg

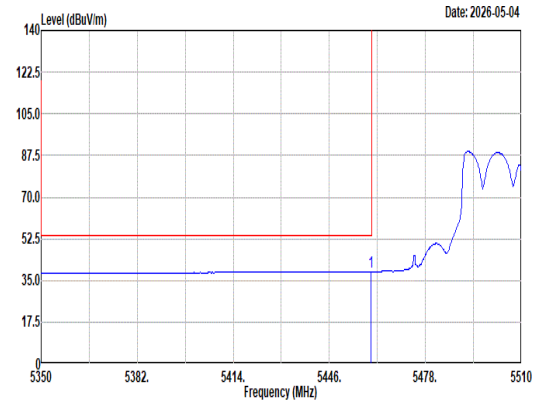

Site : 03CH22-HY
Condition: AVG_BE(UNII)_B3 3m DRH18-E_LE2C04A18EN_250520 HORIZONTAL
: RBW:1000.000kHz VBW:0.010kHz SWT:Auto

	Freq	Level	Limit Line	Margin	Read Level	Ant Factor	Cable Loss	Preamp Factor	Aux Factor	APos	TPos	Remark
	MHz	dBuV/m	dBuV/m	dB	dBuV	dB/m	dB	dB	dB	cm	deg	
1	5459.76	38.73	54.00	-15.27	27.38	32.42	12.40	34.35	0.88	200	53	Average

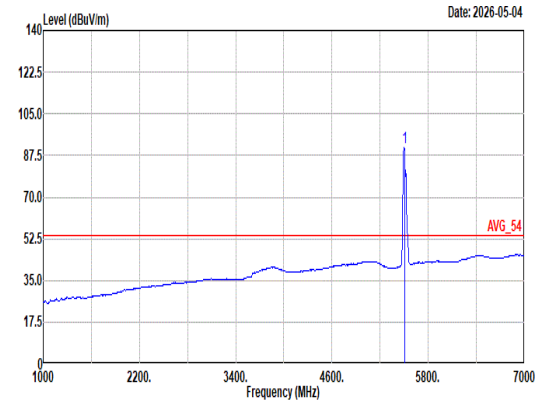

Site : 03CH22-HY
Condition: AVG_54 3m DRH18-E_LE2C04A18EN_250520 HORIZONTAL
: RBW:1000.000kHz VBW:0.010kHz SWT:Auto

	Freq	Level	Limit Line	Margin	Read Level	Ant Factor	Cable Loss	Preamp Factor	Aux Factor	APos	TPos	Remark
	MHz	dBuV/m	dBuV/m	dB	dBuV	dB/m	dB	dB	dB	cm	deg	
1	5510.00	90.94	------	------	79.59	32.49	12.40	34.41	0.87	200	53	Average

Mode	48	
	Band Edge - R	
	U-NII-2C_5.47-5.725_802.11ax HE40_CH102_Partial RU 242/61_5510MHz	
ANT	6+7	
Pol.	Horizontal	Fundamental
Peak	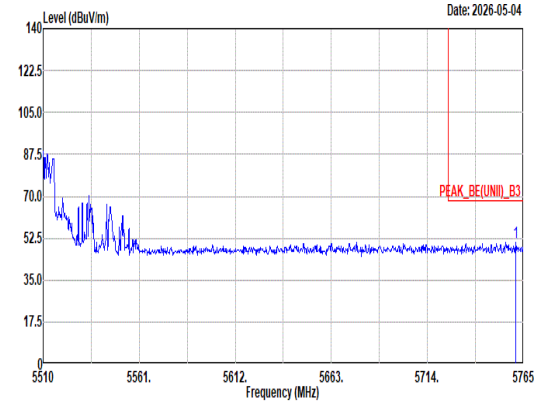	Blank

Site : 03CH22-HY
Condition: PEAK_BE(UNII)_B3 3m DRH18-E_LE2C04A18EN_250520 HORIZONTAL
: RBW:1000.000kHz VBW:3000.000kHz SWT:Auto

	Freq	Level	Limit Line	Margin	Read Level	Ant Factor	Cable Loss	Preamp Factor	Aux Factor	APos	TPos	Remark
	MHz	dBuV/m	dBuV/m	dB	dBuV	dB/m	dB	dB	dB	cm	deg	
1	5760.92	50.49	68.20	-17.71	37.83	33.72	12.46	34.65	1.13	200	53	Peak

Mode	48
	Band Edge - L
	U-NII-2C_5.47-5.725_802.11ax HE40_CH102_Partial RU 242/61_5510MHz
ANT	6+7

Pol.	Vertical	Fundamental

Peak

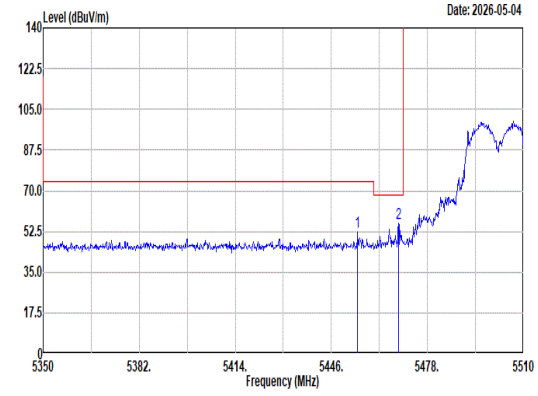

Site : 03CH22-HY
Condition: PEAK_BE(UNII)_B3 3m DRH18-E_LE2C04A18EN_250520 VERTICAL
: RBW:1000.000kHz VBW:3000.000kHz SWT:Auto

	Freq	Level	Limit Line	Margin	Read Level	Ant Factor	Cable Loss	Preamp Factor	Aux Factor	APos	TPos	Remark
	MHz	dBuV/m	dBuV/m	dB	dBuV	dB/m	dB	dB	dB	cm	deg	
1	5454.80	52.43	74.00	-21.57	41.08	32.41	12.40	34.34	0.88	100	12	Peak
2	5468.40	55.74	68.20	-12.46	44.38	32.44	12.40	34.36	0.88	100	12	Peak

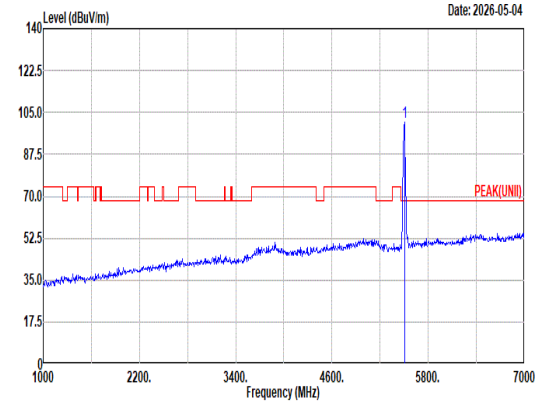

Site : 03CH22-HY
Condition: PEAK(UNII) 3m DRH18-E_LE2C04A18EN_250520 VERTICAL
: RBW:1000.000kHz VBW:3000.000kHz SWT:Auto

	Freq	Level	Limit Line	Margin	Read Level	Ant Factor	Cable Loss	Preamp Factor	Aux Factor	APos	TPos	Remark
	MHz	dBuV/m	dBuV/m	dB	dBuV	dB/m	dB	dB	dB	cm	deg	
1	5510.00	100.75	------	------	89.39	32.52	12.40	34.43	0.87	100	12	Peak

Avg

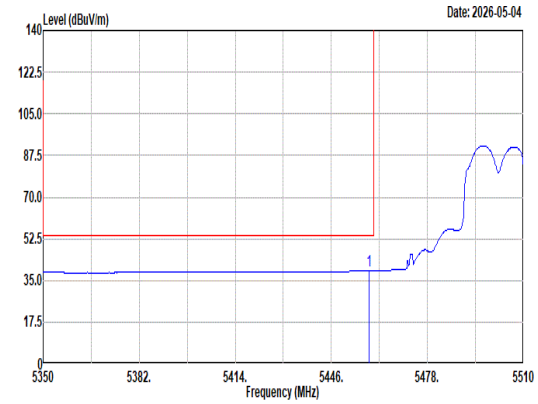

Site : 03CH22-HY
Condition: AVG_BE(UNII)_B3 3m DRH18-E_LE2C04A18EN_250520 VERTICAL
: RBW:1000.000kHz VBW:0.010kHz SWT:Auto

	Freq	Level	Limit Line	Margin	Read Level	Ant Factor	Cable Loss	Preamp Factor	Aux Factor	APos	TPos	Remark
	MHz	dBuV/m	dBuV/m	dB	dBuV	dB/m	dB	dB	dB	cm	deg	
1	5458.48	38.95	54.00	-15.05	27.60	32.42	12.40	34.35	0.88	100	12	Average

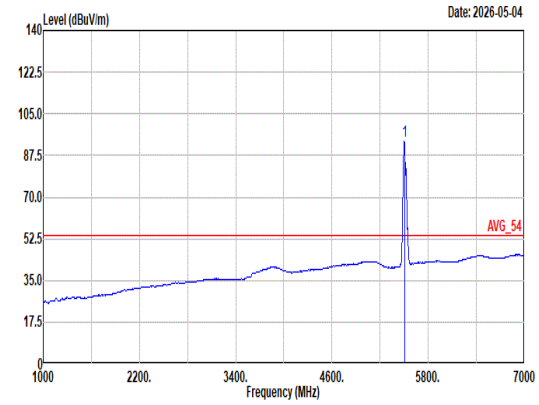

Site : 03CH22-HY
Condition: AVG_54 3m DRH18-E_LE2C04A18EN_250520 VERTICAL
: RBW:1000.000kHz VBW:0.010kHz SWT:Auto

	Freq	Level	Limit Line	Margin	Read Level	Ant Factor	Cable Loss	Preamp Factor	Aux Factor	APos	TPos	Remark
	MHz	dBuV/m	dBuV/m	dB	dBuV	dB/m	dB	dB	dB	cm	deg	
1	5510.00	93.57	------	------	82.22	32.49	12.40	34.41	0.87	100	12	Average

<table>
<tr><td rowspan="3">Mode</td><td colspan="2">48</td></tr>
<tr><td colspan="2">Band Edge - R</td></tr>
<tr><td colspan="2">U-NII-2C_5.47-5.725_802.11ax HE40_CH102_Partial RU 242/61_5510MHz</td></tr>
<tr><td>ANT</td><td colspan="2">6+7</td></tr>
<tr><td>Pol.</td><td>Vertical</td><td>Fundamental</td></tr>
<tr><td>Peak</td><td> 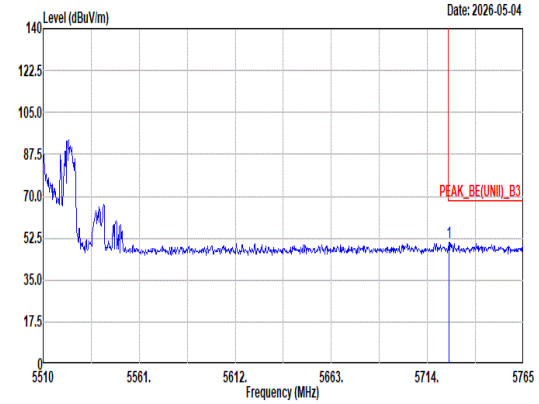

Site : 03CH22-HY
Condition: PEAK_BE(UNII)_B3 3m DRH18-E_LE2C04A18EN_250520 VERTICAL
: RBW:1000.000kHz VBW:3000.000kHz SWT:Auto
<table>
<tr><th></th><th>Freq</th><th>Level</th><th>Limit Line</th><th>Margin</th><th>Read Level</th><th>Ant Factor</th><th>Cable Loss</th><th>Preamp Factor</th><th>Aux Factor</th><th>APos</th><th>TPos</th><th>Remark</th></tr>
<tr><td></td><td>MHz</td><td>dBuV/m</td><td>dBuV/m</td><td>dB</td><td>dBuV</td><td>dB/m</td><td>dB</td><td>dB</td><td>dB</td><td>cm</td><td>deg</td><td></td></tr>
<tr><td>1</td><td>5725.48</td><td>50.65</td><td>68.20</td><td>-17.55</td><td>38.05</td><td>33.70</td><td>12.45</td><td>34.62</td><td>1.07</td><td>100</td><td>12</td><td>Peak</td></tr>
</table></td><td>Blank</td></tr>
</table>

Mode	48	
	Harmonic	
	U-NII-2C_5.47-5.725_802.11ax HE40_CH102_Partial RU 242/61_5510MHz	
ANT	6+7	
Pol.	Horizontal	Vertical
Peak Avg	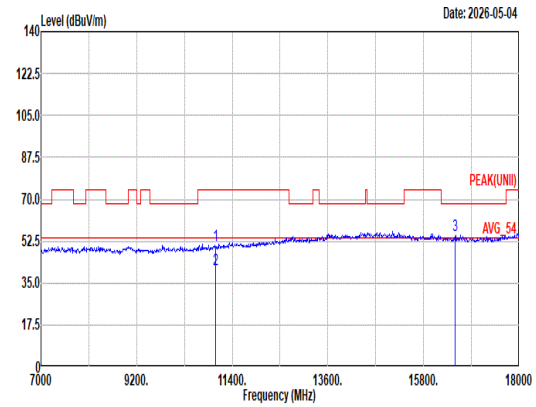 Site : 03CH22-HY Condition: PEAK(UNII) 3m DRH18-E_LE2C04A18EN_250520 HORIZONTAL Freq Level Limit Line Margin Read Level Ant Factor Cable Loss Preamp Factor Aux Factor APos TPos Remark MHz dBuV/m dBuV/m dB dBuV dB/m dB dB dB cm deg 1 11020.00 50.88 74.00 -23.12 33.83 37.94 17.57 39.79 1.33 -- -- Peak 2 11020.00 40.92 54.00 -13.08 23.87 37.94 17.57 39.79 1.33 -- -- Average 3 16530.00 54.90 68.20 -13.30 36.58 40.80 21.58 46.04 1.98 -- -- Peak	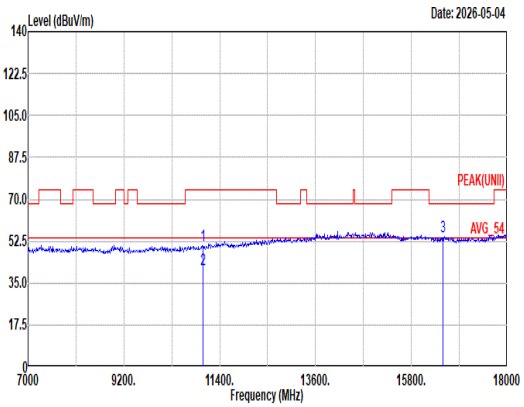 Site : 03CH22-HY Condition: PEAK(UNII) 3m DRH18-E_LE2C04A18EN_250520 VERTICAL Freq Level Limit Line Margin Read Level Ant Factor Cable Loss Preamp Factor Aux Factor APos TPos Remark MHz dBuV/m dBuV/m dB dBuV dB/m dB dB dB cm deg 1 11020.00 50.58 74.00 -23.42 33.53 37.94 17.57 39.79 1.33 -- -- Peak 2 11020.00 40.80 54.00 -13.20 23.75 37.94 17.57 39.79 1.33 -- -- Average 3 16530.00 54.61 68.20 -13.59 36.29 40.80 21.58 46.04 1.98 -- -- Peak

Mode	48	
	Harmonic	
	U-NII-2C_5.47-5.725_802.11ax HE40_CH102_Partial RU 242/61_5510MHz	
ANT	6+7	
Pol.	Horizontal	Vertical
10.6G ~18G Avg	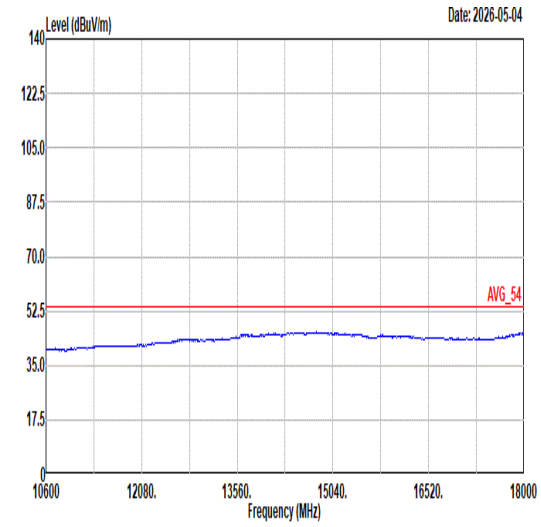 Site : 03CH22-HY Condition: AVG_54 3m DRH18-E_LE2C04A18EN_250520 HORIZONTAL	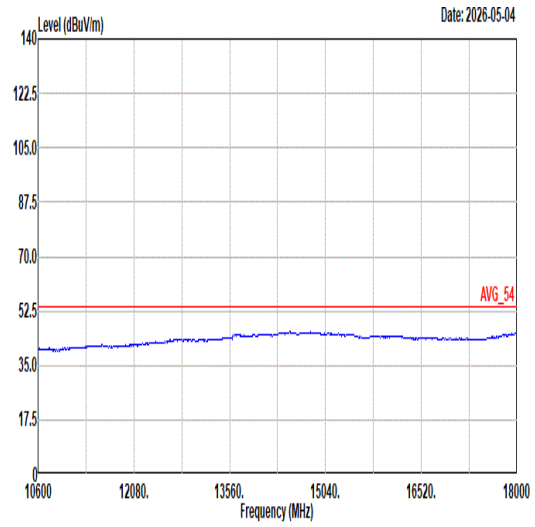 Site : 03CH22-HY Condition: AVG_54 3m DRH18-E_LE2C04A18EN_250520 VERTICAL

Mode	49
	Band Edge - L
	U-NII-2C_5.47-5.725_802.11ax HE80_CH106_Partial RU 484/65 _5530MHz
ANT	6+7

Pol.	Horizontal	Fundamental

Peak

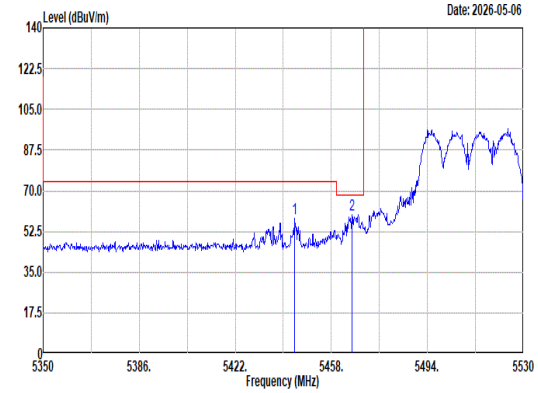

Site : 03CH22-HY
Condition: PEAK_BE(UNII)_B3 3m DRH18-E_LE2C04A18EN_250520 HORIZONTAL
: RBW:1000.000kHz VBW:3000.000kHz SWT:Auto

	Freq	Level	Limit Line	Margin	Read Level	Ant Factor	Cable Loss	Preamp Factor	Aux Factor	APos	TPos	Remark
	MHz	dBuV/m	dBuV/m	dB	dBuV	dB/m	dB	dB	dB	cm	deg	
1	5444.32	58.02	74.00	-15.98	46.68	32.39	12.39	34.32	0.88	100	52	Peak
2	5465.74	59.96	68.20	-8.24	48.61	32.43	12.40	34.36	0.88	100	52	Peak

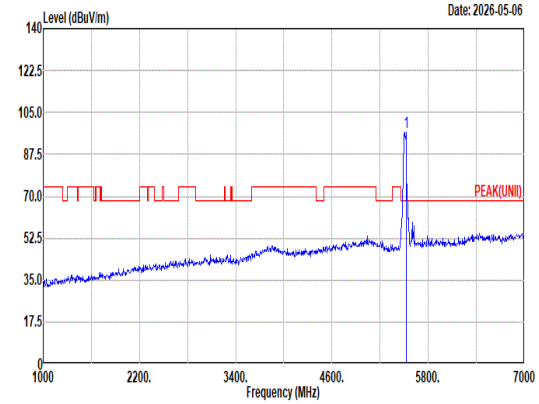

Site : 03CH22-HY
Condition: PEAK(UNII) 3m DRH18-E_LE2C04A18EN_250520 HORIZONTAL
: RBW:1000.000kHz VBW:3000.000kHz SWT:Auto

	Freq	Level	Limit Line	Margin	Read Level	Ant Factor	Cable Loss	Preamp Factor	Aux Factor	APos	TPos	Remark
	MHz	dBuV/m	dBuV/m	dB	dBuV	dB/m	dB	dB	dB	cm	deg	
1	5530.00	96.64	------	------	85.28	32.52	12.40	34.43	0.87	100	52	Peak

Avg

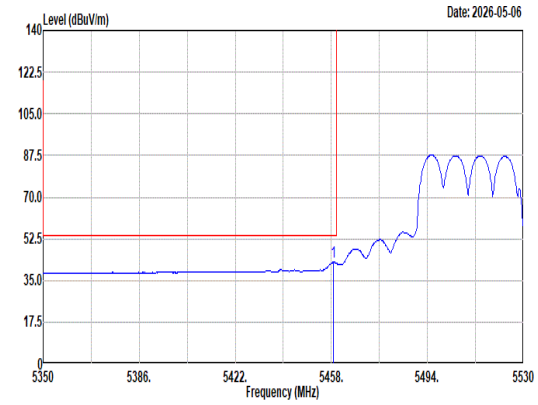

Site : 03CH22-HY
Condition: AVG_BE(UNII)_B3 3m DRH18-E_LE2C04A18EN_250520 HORIZONTAL
: RBW:1000.000kHz VBW:0.010kHz SWT:Auto

	Freq	Level	Limit Line	Margin	Read Level	Ant Factor	Cable Loss	Preamp Factor	Aux Factor	APos	TPos	Remark
	MHz	dBuV/m	dBuV/m	dB	dBuV	dB/m	dB	dB	dB	cm	deg	
1	5458.90	42.66	54.00	-11.34	31.31	32.42	12.40	34.35	0.88	100	52	Average

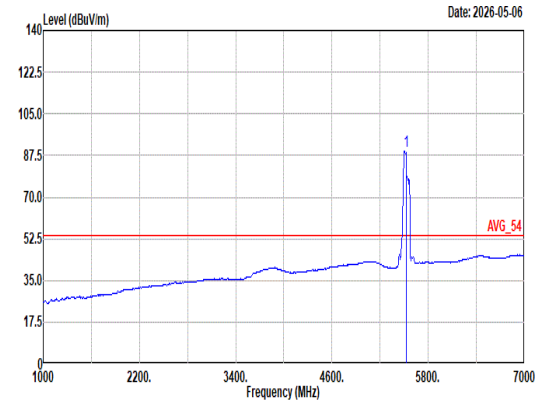

Site : 03CH22-HY
Condition: AVG_54 3m DRH18-E_LE2C04A18EN_250520 HORIZONTAL
: RBW:1000.000kHz VBW:0.010kHz SWT:Auto

	Freq	Level	Limit Line	Margin	Read Level	Ant Factor	Cable Loss	Preamp Factor	Aux Factor	APos	TPos	Remark
	MHz	dBuV/m	dBuV/m	dB	dBuV	dB/m	dB	dB	dB	cm	deg	
1	5530.00	89.46	------	------	78.11	32.49	12.40	34.41	0.87	100	52	Average

<table>
<tr><td rowspan="3">Mode</td><td colspan="2">49</td></tr>
<tr><td colspan="2">Band Edge - R</td></tr>
<tr><td colspan="2">U-NII-2C_5.47-5.725_802.11ax HE80_CH106_Partial RU 484/65 _5530MHz</td></tr>
<tr><td>ANT</td><td colspan="2">6+7</td></tr>
<tr><td>Pol.</td><td>Horizontal</td><td>Fundamental</td></tr>
<tr><td>Peak</td><td> 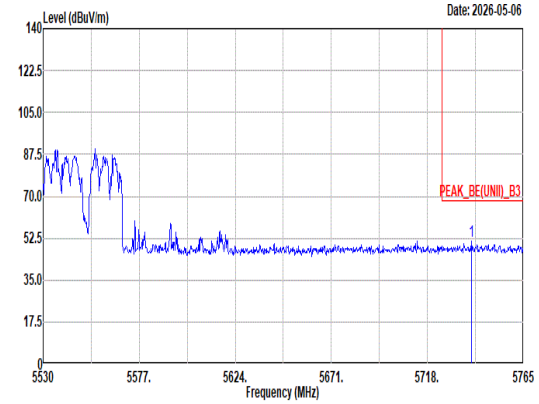

<pre>Site : 03CH22-HY
Condition: PEAK_BE(UNII)_B3 3m DRH18-E_LE2C04A18EN_250520 HORIZONTAL
: RBW:1000.000kHz VBW:3000.000kHz SWT:Auto

Limit Read Ant Cable Preamp Aux APos TPos
Freq Level Line Margin Level Factor Loss Factor Factor Remark
MHz dBuV/m dBuV/m dB dBuV dB/m dB dB dB cm deg
1 5739.62 51.10 68.20 -17.10 38.50 33.70 12.45 34.64 1.09 100 52 Peak</pre></td><td>Blank</td></tr>
</table>

Mode	49
	Band Edge - L
	U-NII-2C_5.47-5.725_802.11ax HE80_CH106_Partial RU 484/65 _5530MHz
ANT	6+7

Pol.	Vertical	Fundamental

Peak

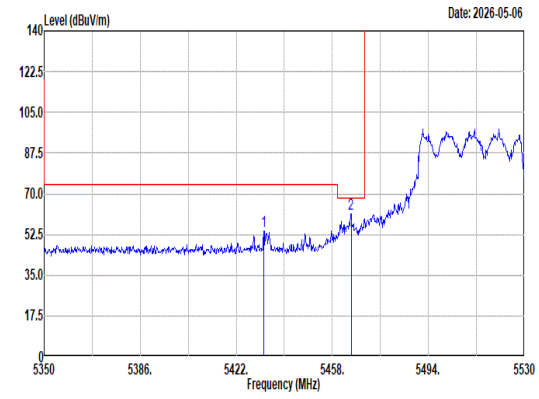

Site : 03CH22-HY
Condition: PEAK_BE(UNII)_B3 3m DRH18-E_LE2C04A18EN_250520 VERTICAL
: RBW:1000.000kHz VBW:3000.000kHz SWT:Auto

	Freq	Level	Limit Line	Margin	Read Level	Ant Factor	Cable Loss	Preamp Factor	Aux Factor	APos	TPos	Remark
	MHz	dBuV/m	dBuV/m	dB	dBuV	dB/m	dB	dB	dB	cm	deg	
1	5432.26	54.03	74.00	-19.97	42.70	32.36	12.39	34.30	0.88	102	28	Peak
2	5465.02	61.50	68.20	-6.70	50.15	32.43	12.40	34.36	0.88	102	28	Peak

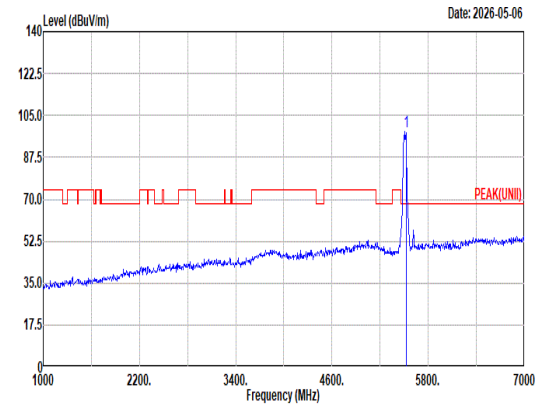

Site : 03CH22-HY
Condition: PEAK(UNII) 3m DRH18-E_LE2C04A18EN_250520 VERTICAL
: RBW:1000.000kHz VBW:3000.000kHz SWT:Auto

	Freq	Level	Limit Line	Margin	Read Level	Ant Factor	Cable Loss	Preamp Factor	Aux Factor	APos	TPos	Remark
	MHz	dBuV/m	dBuV/m	dB	dBuV	dB/m	dB	dB	dB	cm	deg	
1	5530.00	98.18	------	------	86.79	32.55	12.40	34.43	0.87	102	28	Peak

Avg

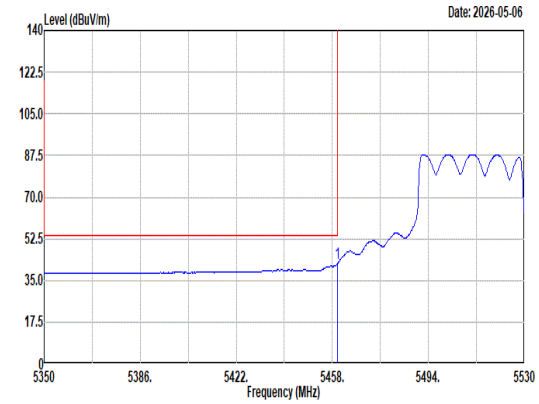

Site : 03CH22-HY
Condition: AVG_BE(UNII)_B3 3m DRH18-E_LE2C04A18EN_250520 VERTICAL
: RBW:1000.000kHz VBW:0.010kHz SWT:Auto

	Freq	Level	Limit Line	Margin	Read Level	Ant Factor	Cable Loss	Preamp Factor	Aux Factor	APos	TPos	Remark
	MHz	dBuV/m	dBuV/m	dB	dBuV	dB/m	dB	dB	dB	cm	deg	
1	5459.98	42.09	54.00	-11.91	30.74	32.42	12.40	34.35	0.88	102	28	Average

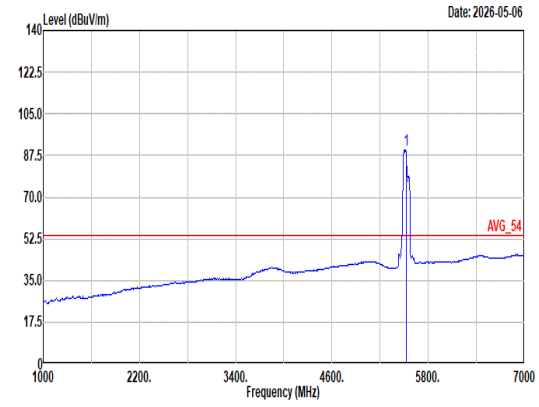

Site : 03CH22-HY
Condition: AVG_54 3m DRH18-E_LE2C04A18EN_250520 VERTICAL
: RBW:1000.000kHz VBW:0.010kHz SWT:Auto

	Freq	Level	Limit Line	Margin	Read Level	Ant Factor	Cable Loss	Preamp Factor	Aux Factor	APos	TPos	Remark
	MHz	dBuV/m	dBuV/m	dB	dBuV	dB/m	dB	dB	dB	cm	deg	
1	5530.00	89.80	------	------	78.45	32.50	12.40	34.42	0.87	102	28	Average

Mode	49	
	Band Edge - R	
	U-NII-2C_5.47-5.725_802.11ax HE80_CH106_Partial RU 484/65 _5530MHz	
ANT	6+7	
Pol.	Vertical	Fundamental
Peak	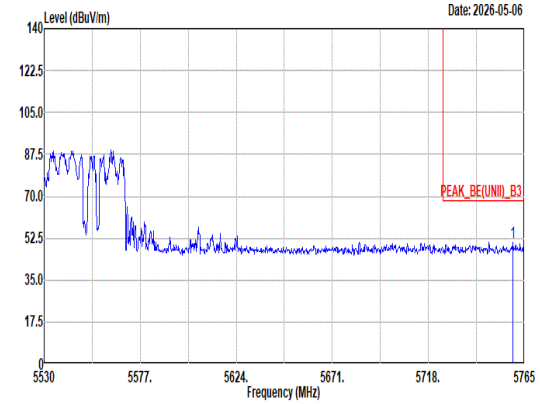	Blank

Site : 03CH22-HY
Condition: PEAK_BE(UNII)_B3 3m DRH18-E_LE2C04A18EN_250520 VERTICAL
: RBW:1000.000kHz VBW:3000.000kHz SWT:Auto

	Freq	Level	Limit Line	Margin	Read Level	Ant Factor	Cable Loss	Preamp Factor	Aux Factor	APos	TPos	Remark
	MHz	dBuV/m	dBuV/m	dB	dBuV	dB/m	dB	dB	dB	cm	deg	
1	5759.36	50.52	68.20	-17.68	37.86	33.72	12.46	34.65	1.13	102	28	Peak

Mode	49	
	Harmonic	
	U-NII-2C_5.47-5.725_802.11ax HE80_CH106_Partial RU 484/65 _5530MHz	
ANT	6+7	
Pol.	Horizontal	Vertical

Peak

Avg

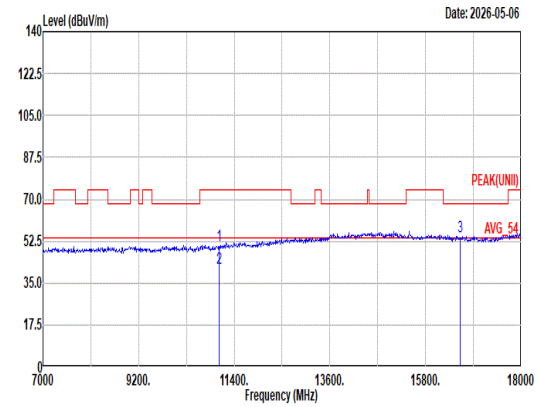

Site : 03CH22-HY
Condition: PEAK(UNII) 3m DRH18-E_LE2C04A18EN_250520 HORIZONTAL

	Freq	Level	Limit Line	Margin	Read Level	Ant Factor	Cable Loss	Preamp Factor	Aux Factor	APos	TPos	Remark
	MHz	dBuV/m	dBuV/m	dB	dBuV	dB/m	dB	dB	dB	cm	deg	
1	11060.00	50.47	74.00	-23.53	33.33	38.04	17.60	39.83	1.33	--	--	Peak
2	11060.00	41.12	54.00	-12.88	23.98	38.04	17.60	39.83	1.33	--	--	Average
3	16590.00	54.53	68.20	-13.67	36.21	40.80	21.61	46.07	1.98	--	--	Peak

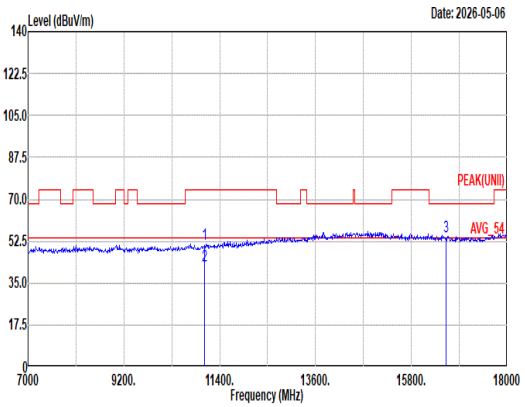

Site : 03CH22-HY
Condition: PEAK(UNII) 3m DRH18-E_LE2C04A18EN_250520 VERTICAL

	Freq	Level	Limit Line	Margin	Read Level	Ant Factor	Cable Loss	Preamp Factor	Aux Factor	APos	TPos	Remark
	MHz	dBuV/m	dBuV/m	dB	dBuV	dB/m	dB	dB	dB	cm	deg	
1	11060.00	51.49	74.00	-22.51	34.35	38.04	17.60	39.83	1.33	--	--	Peak
2	11060.00	42.22	54.00	-11.78	25.08	38.04	17.60	39.83	1.33	--	--	Average
3	16590.00	54.27	68.20	-13.93	35.95	40.80	21.61	46.07	1.98	--	--	Peak

Mode	49	
	Harmonic	
	U-NII-2C_5.47-5.725_802.11ax HE80_CH106_Partial RU 484/65 _5530MHz	
ANT	6+7	
Pol.	Horizontal	Vertical
10.6G ~18G Avg	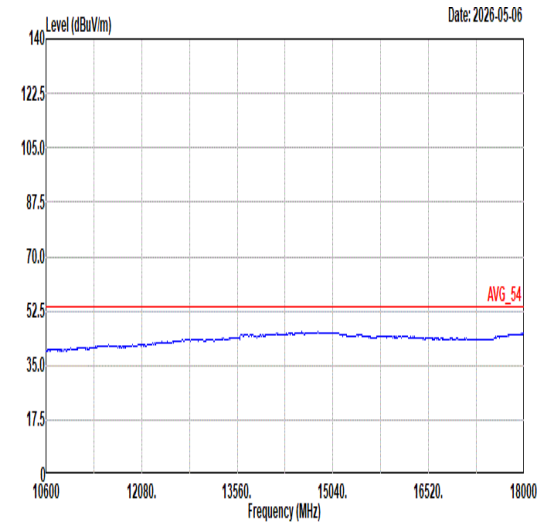 Site : 03CH22-HY Condition: AVG_54 3m DRH18-E_LE2C04A18EN_250520 HORIZONTAL	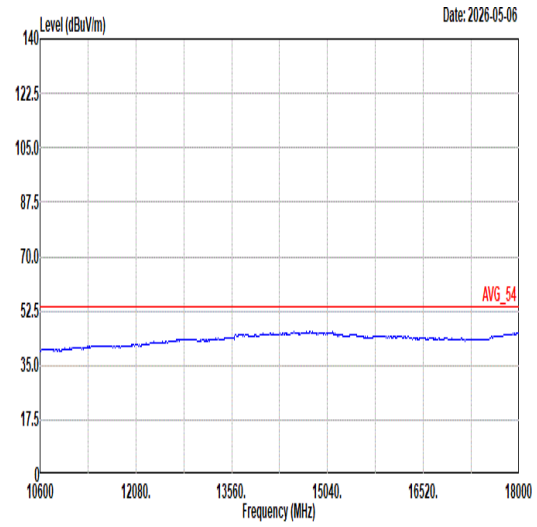 Site : 03CH22-HY Condition: AVG_54 3m DRH18-E_LE2C04A18EN_250520 VERTICAL

Mode	50
	Band Edge - L
	U-NII-2C_5.47-5.725_802.11ax HE160_CH114_Partial RU 996/67 _5570MHz
ANT	6+7

Pol.	Horizontal	Fundamental

Peak

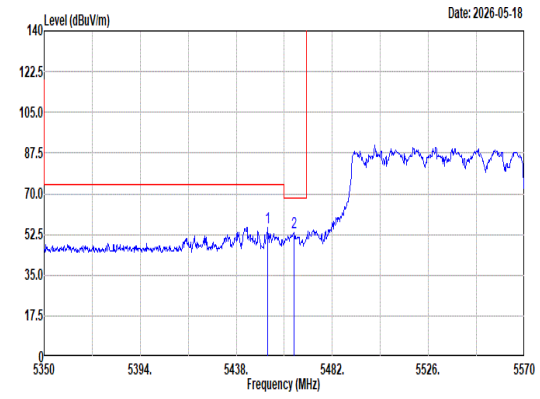

Site : 03CH22-HY
Condition: PEAK_BE(UNII)_B3 3m DRH18-E_LE2C04A18EN_250520 HORIZONTAL
: RBW:1000.000kHz VBW:3000.000kHz SWT:Auto

	Freq	Level	Limit Line	Margin	Read Level	Ant Factor	Cable Loss	Preamp Factor	Aux Factor	APos	TPos	Remark
	MHz	dBuV/m	dBuV/m	dB	dBuV	dB/m	dB	dB	dB	cm	deg	
1	5452.52	55.53	74.00	-18.47	44.18	32.41	12.40	34.34	0.88	100	62	Peak
2	5464.40	53.61	68.20	-14.59	42.26	32.43	12.40	34.36	0.88	100	62	Peak

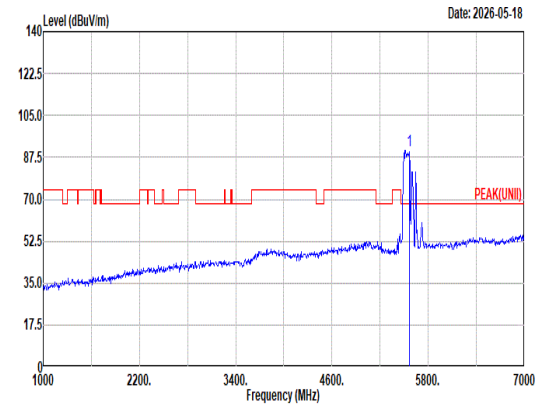

Site : 03CH22-HY
Condition: PEAK(UNII) 3m DRH18-E_LE2C04A18EN_250520 HORIZONTAL
: RBW:1000.000kHz VBW:3000.000kHz SWT:Auto

	Freq	Level	Limit Line	Margin	Read Level	Ant Factor	Cable Loss	Preamp Factor	Aux Factor	APos	TPos	Remark
	MHz	dBuV/m	dBuV/m	dB	dBuV	dB/m	dB	dB	dB	cm	deg	
1	5570.00	90.26	------	------	78.86	32.57	12.40	34.44	0.87	100	62	Peak

Avg

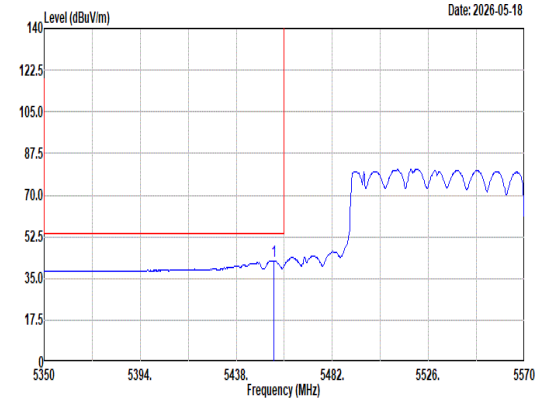

Site : 03CH22-HY
Condition: AVG_BE(UNII)_B3 3m DRH18-E_LE2C04A18EN_250520 HORIZONTAL
: RBW:1000.000kHz VBW:0.010kHz SWT:Auto

	Freq	Level	Limit Line	Margin	Read Level	Ant Factor	Cable Loss	Preamp Factor	Aux Factor	APos	TPos	Remark
	MHz	dBuV/m	dBuV/m	dB	dBuV	dB/m	dB	dB	dB	cm	deg	
1	5455.16	42.40	54.00	-11.60	31.05	32.41	12.40	34.34	0.88	100	62	Average

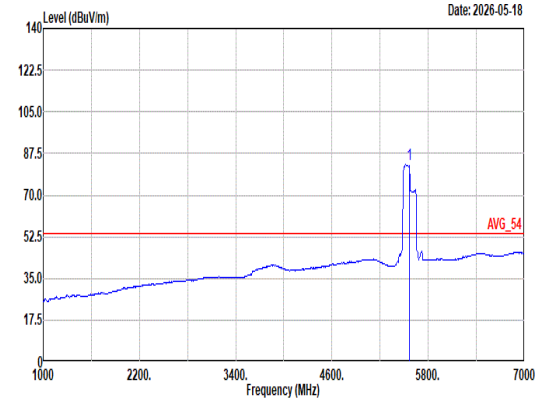

Site : 03CH22-HY
Condition: AVG_54 3m DRH18-E_LE2C04A18EN_250520 HORIZONTAL
: RBW:1000.000kHz VBW:0.010kHz SWT:Auto

	Freq	Level	Limit Line	Margin	Read Level	Ant Factor	Cable Loss	Preamp Factor	Aux Factor	APos	TPos	Remark
	MHz	dBuV/m	dBuV/m	dB	dBuV	dB/m	dB	dB	dB	cm	deg	
1	5570.00	82.80	------	------	71.40	32.57	12.40	34.44	0.87	100	62	Average

Mode	50	
	Band Edge - R	
	U-NII-2C_5.47-5.725_802.11ax HE160_CH114_Partial RU 996/67 _5570MHz	
ANT	6+7	
Pol.	Horizontal	Fundamental
Peak	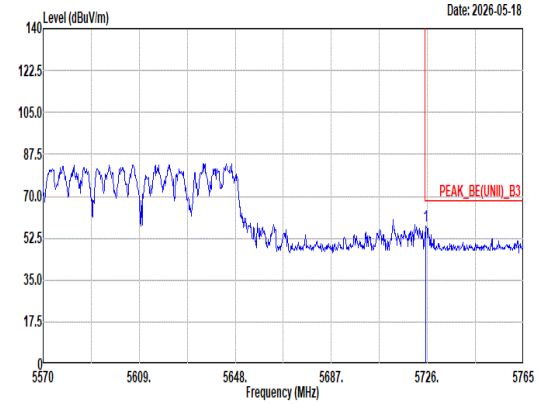	Blank

Site : 03CH22-HY
Condition: PEAK_BE(UNII)_B3 3m DRH18-E_LE2C04A18EN_250520 HORIZONTAL
: RBW:1000.000kHz VBW:3000.000kHz SWT:Auto

	Freq	Level	Limit Line	Margin	Read Level	Ant Factor	Cable Loss	Preamp Factor	Aux Factor	APos	TPos	Remark
	MHz	dBuV/m	dBuV/m	dB	dBuV	dB/m	dB	dB	dB	cm	deg	
1	5725.42	57.50	68.20	-10.70	44.90	33.70	12.45	34.62	1.07	100	62	Peak

Mode	50
	Band Edge - L
	U-NII-2C_5.47-5.725_802.11ax HE160_CH114_Partial RU 996/67 _5570MHz
ANT	6+7

Pol.	Vertical	Fundamental
Peak	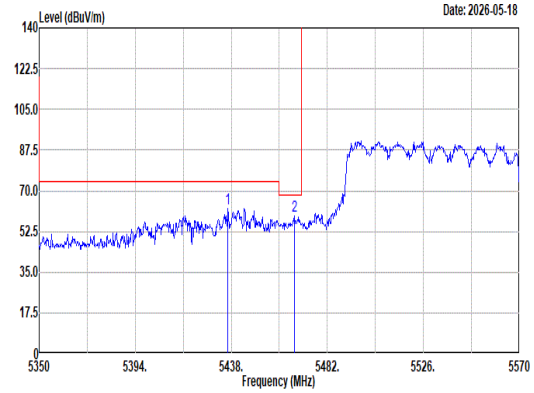	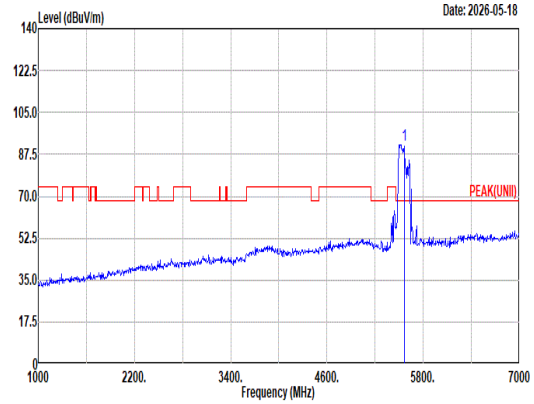
Avg	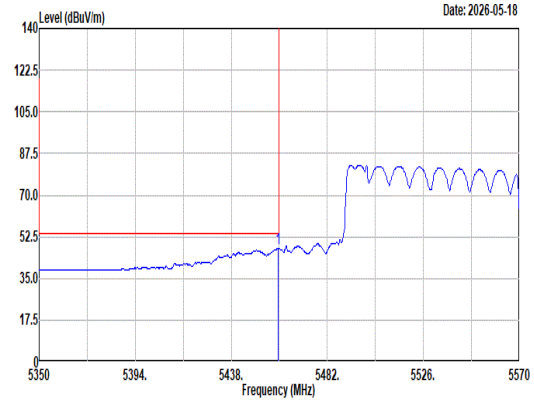	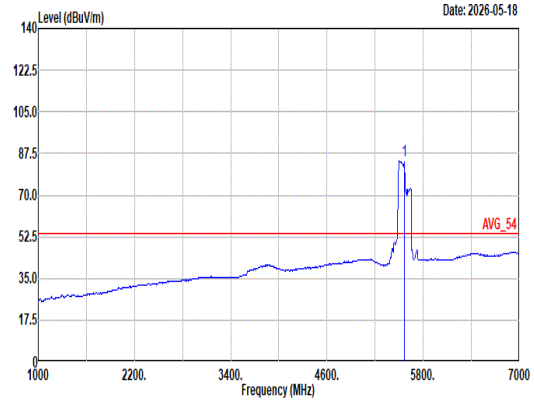

Site : 03CH22-HY
Condition: PEAK_BE(UNII)_B3 3m DRH18-E_LE2C04A18EN_250520 VERTICAL
: RBW:1000.000kHz VBW:3000.000kHz SWT:Auto

	Freq	Level	Limit Line	Margin	Read Level	Ant Factor	Cable Loss	Preamp Factor	Aux Factor	APos	TPos	Remark
	MHz	dBuV/m	dBuV/m	dB	dBuV	dB/m	dB	dB	dB	cm	deg	
1	5436.46	62.35	74.00	-11.65	51.02	32.37	12.39	34.31	0.88	100	35	Peak
2	5467.04	59.23	68.20	-8.97	47.88	32.43	12.40	34.36	0.88	100	35	Peak

Site : 03CH22-HY
Condition: PEAK(UNII) 3m DRH18-E_LE2C04A18EN_250520 VERTICAL
: RBW:1000.000kHz VBW:3000.000kHz SWT:Auto

	Freq	Level	Limit Line	Margin	Read Level	Ant Factor	Cable Loss	Preamp Factor	Aux Factor	APos	TPos	Remark
	MHz	dBuV/m	dBuV/m	dB	dBuV	dB/m	dB	dB	dB	cm	deg	
1	5570.00	91.54	------	------	80.14	32.57	12.40	34.44	0.87	100	35	Peak

Site : 03CH22-HY
Condition: AVG_BE(UNII)_B3 3m DRH18-E_LE2C04A18EN_250520 VERTICAL
: RBW:1000.000kHz VBW:0.010kHz SWT:Auto

	Freq	Level	Limit Line	Margin	Read Level	Ant Factor	Cable Loss	Preamp Factor	Aux Factor	APos	TPos	Remark
	MHz	dBuV/m	dBuV/m	dB	dBuV	dB/m	dB	dB	dB	cm	deg	
1	5459.56	47.76	54.00	-6.24	36.41	32.42	12.40	34.35	0.88	100	35	Average

Site : 03CH22-HY
Condition: AVG_54 3m DRH18-E_LE2C04A18EN_250520 VERTICAL
: RBW:1000.000kHz VBW:0.010kHz SWT:Auto

	Freq	Level	Limit Line	Margin	Read Level	Ant Factor	Cable Loss	Preamp Factor	Aux Factor	APos	TPos	Remark
	MHz	dBuV/m	dBuV/m	dB	dBuV	dB/m	dB	dB	dB	cm	deg	
1	5570.00	84.56	------	------	73.21	32.50	12.40	34.42	0.87	100	35	Average

Mode	50	
	Band Edge - R	
	U-NII-2C_5.47-5.725_802.11ax HE160_CH114_Partial RU 996/67 _5570MHz	
ANT	6+7	
Pol.	Vertical	Fundamental
Peak	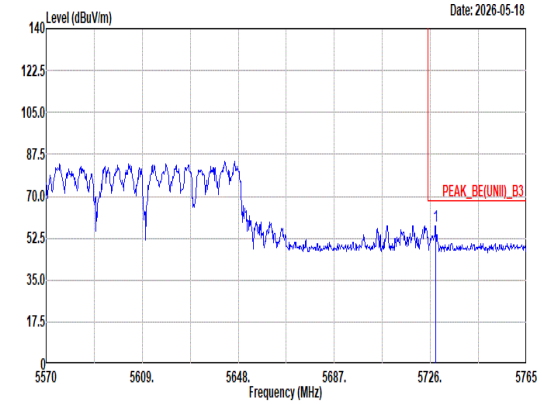	Blank

Site : 03CH22-HY
Condition: PEAK_BE(UNII)_B3 3m DRH18-E_LE2C04A18EN_250520 VERTICAL
: RBW:1000.000kHz VBW:3000.000kHz SWT:Auto

	Freq	Level	Limit Line	Margin	Read Level	Ant Factor	Cable Loss	Preamp Factor	Aux Factor	APos	TPos	Remark
	MHz	dBuV/m	dBuV/m	dB	dBuV	dB/m	dB	dB	dB	cm	deg	
1	5728.15	57.55	68.20	-10.65	44.96	33.70	12.45	34.63	1.07	100	35	Peak

Mode	50	
	Harmonic	
	U-NII-2C_5.47-5.725_802.11ax HE160_CH114_Partial RU 996/67 _5570MHz	
ANT	6+7	
Pol.	Horizontal	Vertical
Peak Avg	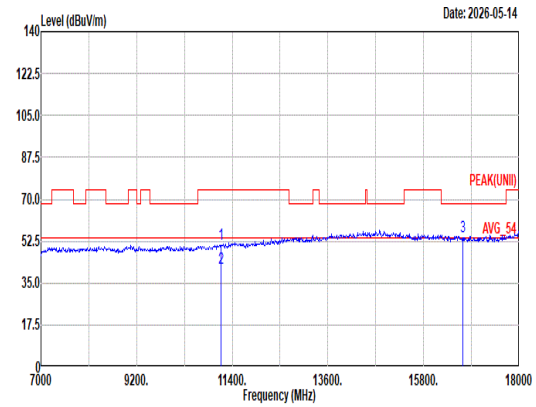 Site : 03CH22-HY Condition: PEAK(UNII) 3m DRH18-E_LE2C04A18EN_250520 HORIZONTAL Freq Level Limit Line Margin Read Level Ant Factor Cable Loss Preamp Factor Aux Factor APos TPos Remark MHz dBuV/m dBuV/m dB dBuV dB/m dB dB dB cm deg 1 11140.00 51.22 74.00 -22.78 33.85 38.28 17.65 39.90 1.34 -- -- Peak 2 11140.00 41.26 54.00 -12.74 23.89 38.28 17.65 39.90 1.34 -- -- Average 3 16710.00 54.51 68.20 -13.69 36.42 40.60 21.65 46.13 1.97 -- -- Peak	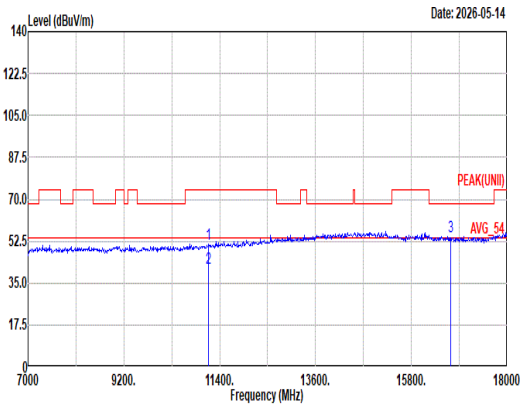 Site : 03CH22-HY Condition: PEAK(UNII) 3m DRH18-E_LE2C04A18EN_250520 VERTICAL Freq Level Limit Line Margin Read Level Ant Factor Cable Loss Preamp Factor Aux Factor APos TPos Remark MHz dBuV/m dBuV/m dB dBuV dB/m dB dB dB cm deg 1 11140.00 51.30 74.00 -22.70 33.93 38.28 17.65 39.90 1.34 -- -- Peak 2 11140.00 41.45 54.00 -12.55 24.08 38.28 17.65 39.90 1.34 -- -- Average 3 16710.00 54.67 68.20 -13.53 36.58 40.60 21.65 46.13 1.97 -- -- Peak

Mode	50	
	Harmonic	
	U-NII-2C_5.47-5.725_802.11ax HE160_CH114_Partial RU 996/67 _5570MHz	
ANT	6+7	
Pol.	Horizontal	Vertical
10.6G ~18G Avg	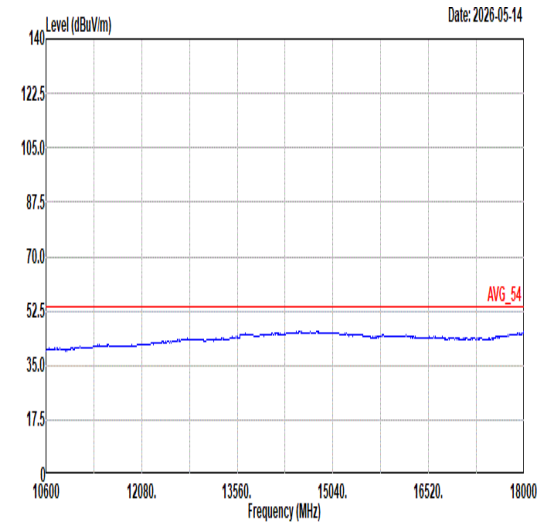 Site : 03CH22-HY Condition: AVG_54 3m DRH18-E_LE2C04A18EN_250520 HORIZONTAL	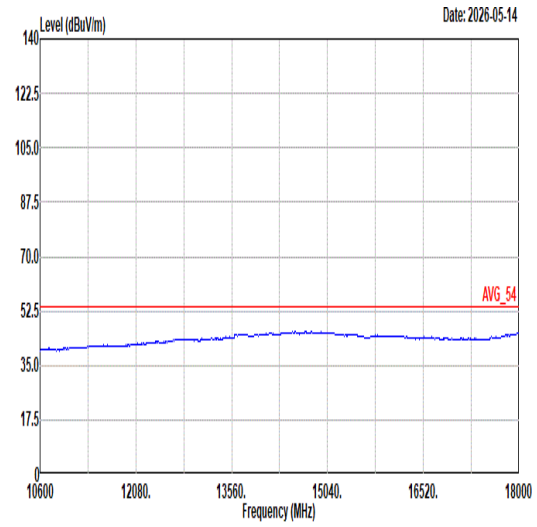 Site : 03CH22-HY Condition: AVG_54 3m DRH18-E_LE2C04A18EN_250520 VERTICAL

Mode	51	
	Band Edge - L	
	U-NII-2C_5.47-5.725_802.11a_CH144_5720MHz	
ANT	6+7	
Pol.	Horizontal	Fundamental

Peak

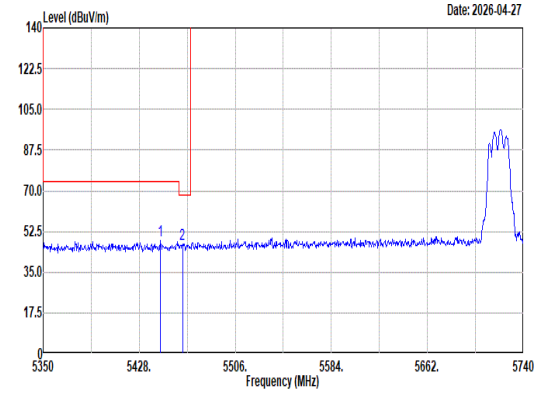

Site : 03CH22-HY
Condition: STRADDLES U-NII-1&2A 3m DRH18-E_LE2C04A18EN_250520 HORIZONTAL
: RBW:1000.000kHz VBW:3000.000kHz SWT:Auto

	Freq	Level	Limit Line	Margin	Read Level	Ant Factor	Cable Loss	Preamp Factor	Aux Factor	APos	TPos	Remark
	MHz	dBuV/m	dBuV/m	dB	dBuV	dB/m	dB	dB	dB	cm	deg	
1	5445.16	48.45	74.00	-25.55	37.11	32.39	12.39	34.32	0.88	297	5	Peak
2	5463.10	46.85	68.20	-21.35	35.50	32.43	12.40	34.36	0.88	297	5	Peak

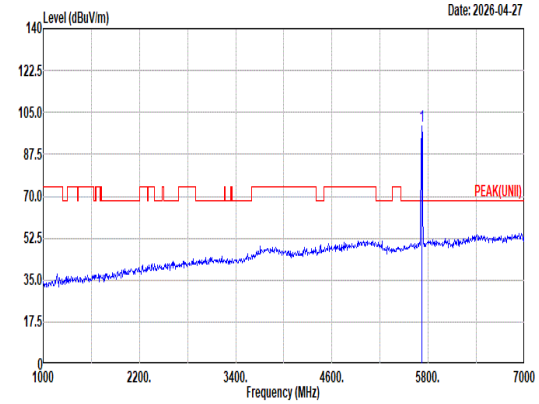

Site : 03CH22-HY
Condition: PEAK(UNII) 3m DRH18-E_LE2C04A18EN_250520 HORIZONTAL
: RBW:1000.000kHz VBW:3000.000kHz SWT:Auto

	Freq	Level	Limit Line	Margin	Read Level	Ant Factor	Cable Loss	Preamp Factor	Aux Factor	APos	TPos	Remark
	MHz	dBuV/m	dBuV/m	dB	dBuV	dB/m	dB	dB	dB	cm	deg	
1	5720.00	99.53	------	------	86.94	33.70	12.45	34.62	1.06	297	5	Peak

Avg

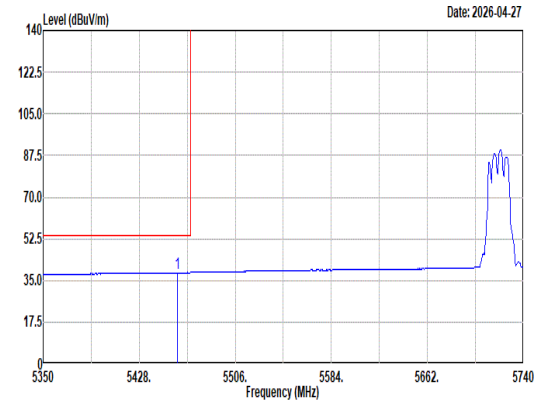

Site : 03CH22-HY
Condition: U-NII-1&2A AVERAGE 3m DRH18-E_LE2C04A18EN_250520 HORIZONTAL
: RBW:1000.000kHz VBW:0.010kHz SWT:Auto

	Freq	Level	Limit Line	Margin	Read Level	Ant Factor	Cable Loss	Preamp Factor	Aux Factor	APos	TPos	Remark
	MHz	dBuV/m	dBuV/m	dB	dBuV	dB/m	dB	dB	dB	cm	deg	
1	5458.81	38.23	54.00	-15.77	26.88	32.42	12.40	34.35	0.88	297	5	Average

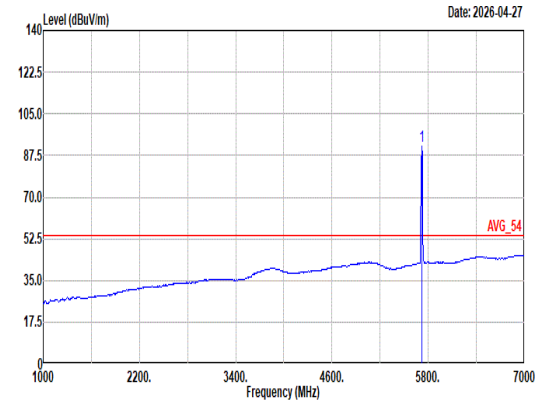

Site : 03CH22-HY
Condition: AVG_54 3m DRH18-E_LE2C04A18EN_250520 HORIZONTAL
: RBW:1000.000kHz VBW:0.010kHz SWT:Auto

	Freq	Level	Limit Line	Margin	Read Level	Ant Factor	Cable Loss	Preamp Factor	Aux Factor	APos	TPos	Remark
	MHz	dBuV/m	dBuV/m	dB	dBuV	dB/m	dB	dB	dB	cm	deg	
1	5720.00	91.17	------	------	78.58	33.70	12.45	34.62	1.06	297	5	Average

Mode	51	
	Band Edge - R	
	U-NII-2C_5.47-5.725_802.11a_CH144_5720MHz	
ANT	6+7	
Pol.	Horizontal	Fundamental
Peak	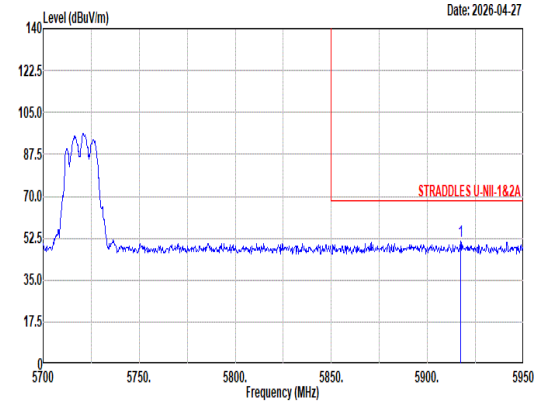 Site : 03CH22-HY Condition: STRADDLES U-NII-1&2A 3m DRH18-E_LE2C04A18EN_250520 HORIZONTAL : RBW:1000.000kHz VBW:3000.000kHz SWT:Auto Freq Level Limit Line Margin Read Level Ant Factor Cable Loss Preamp Factor Aux Factor APos TPos Remark MHz dBuV/m dBuV/m dB dBuV dB/m dB dB dB cm deg 1 5917.25 51.29 68.20 -16.91 38.61 33.67 12.76 34.80 1.05 297 5 Peak	Blank

Mode	51	
	Band Edge - L	
	U-NII-2C_5.47-5.725_802.11a_CH144_5720MHz	
ANT	6+7	
Pol.	Vertical	Fundamental

Peak

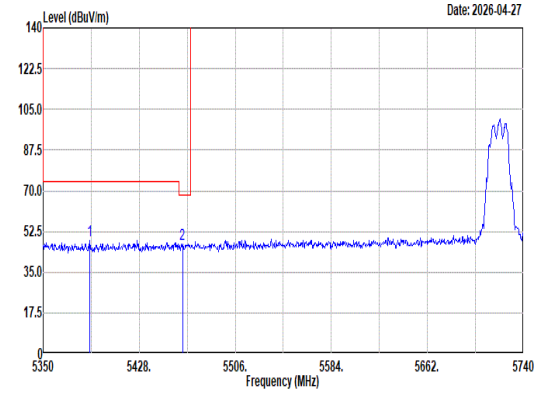

Site : 03CH22-HY
Condition: STRADDLES U-NII-1&2A 3m DRH18-E_LE2C04A18EN_250520 VERTICAL
: RBW:1000.000kHz VBW:3000.000kHz SWT:Auto

	Freq	Level	Limit Line	Margin	Read Level	Ant Factor	Cable Loss	Preamp Factor	Aux Factor	APos	TPos	Remark
	MHz	dBuV/m	dBuV/m	dB	dBuV	dB/m	dB	dB	dB	cm	deg	
1	5387.83	48.54	74.00	-25.46	37.21	32.30	12.36	34.22	0.89	100	31	Peak
2	5463.10	46.92	68.20	-21.28	35.57	32.43	12.40	34.36	0.88	100	31	Peak

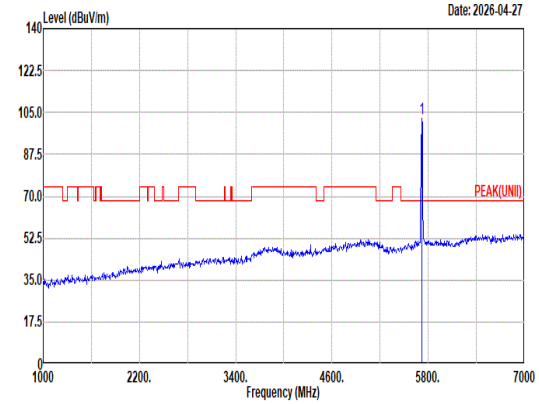

Site : 03CH22-HY
Condition: PEAK(UNII) 3m DRH18-E_LE2C04A18EN_250520 VERTICAL
: RBW:1000.000kHz VBW:3000.000kHz SWT:Auto

	Freq	Level	Limit Line	Margin	Read Level	Ant Factor	Cable Loss	Preamp Factor	Aux Factor	APos	TPos	Remark
	MHz	dBuV/m	dBuV/m	dB	dBuV	dB/m	dB	dB	dB	cm	deg	
1	5720.00	102.28	------	------	89.69	33.70	12.45	34.62	1.06	100	31	Peak

Avg

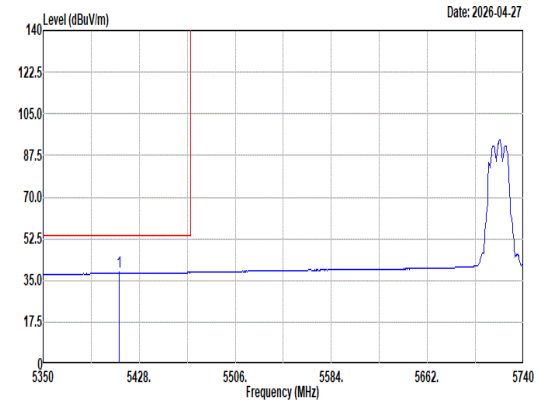

Site : 03CH22-HY
Condition: U-NII-1&2A AVERAGE 3m DRH18-E_LE2C04A18EN_250520 VERTICAL
: RBW:1000.000kHz VBW:0.010kHz SWT:Auto

	Freq	Level	Limit Line	Margin	Read Level	Ant Factor	Cable Loss	Preamp Factor	Aux Factor	APos	TPos	Remark
	MHz	dBuV/m	dBuV/m	dB	dBuV	dB/m	dB	dB	dB	cm	deg	
1	5412.01	38.33	54.00	-15.67	27.00	32.32	12.39	34.27	0.89	100	31	Average

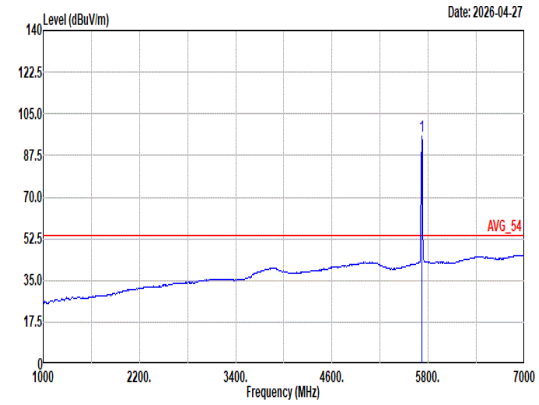

Site : 03CH22-HY
Condition: AVG_54 3m DRH18-E_LE2C04A18EN_250520 VERTICAL
: RBW:1000.000kHz VBW:0.010kHz SWT:Auto

	Freq	Level	Limit Line	Margin	Read Level	Ant Factor	Cable Loss	Preamp Factor	Aux Factor	APos	TPos	Remark
	MHz	dBuV/m	dBuV/m	dB	dBuV	dB/m	dB	dB	dB	cm	deg	
1	5720.00	95.45	------	------	82.86	33.70	12.45	34.62	1.06	100	31	Average

Mode	51	
	Band Edge - R	
	U-NII-2C_5.47-5.725_802.11a_CH144_5720MHz	
ANT	6+7	
Pol.	Vertical	Fundamental
Peak	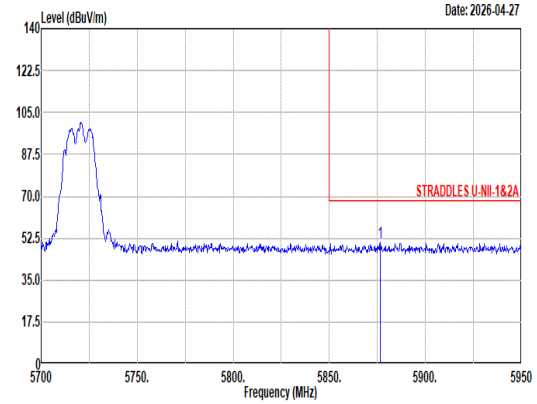 Site : 03CH22-HY Condition: STRADDLES U-NII-1&2A 3m DRH18-E_LE2C04A18EN_250520 VERTICAL : RBW:1000.000kHz VBW:3000.000kHz SWT:Auto Freq Level Limit Line Margin Read Level Ant Factor Cable Loss Preamp Factor Aux Factor APos TPos Remark MHz dBuV/m dBuV/m dB dBuV dB/m dB dB dB cm deg 1 5876.50 50.55 68.20 -17.65 37.90 33.65 12.66 34.76 1.10 100 31 Peak	Blank

Mode	51	
	Harmonic	
	U-NII-2C_5.47-5.725_802.11a_CH144_5720MHz	
ANT	6+7	
Pol.	Horizontal	Vertical

Peak

Avg

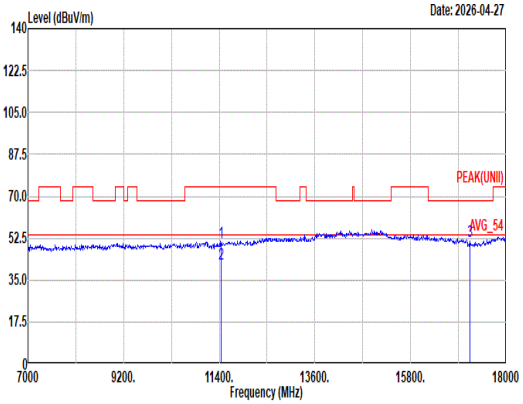

Site : 03CH22-HY
Condition: PEAK(UNII) 3m DRH18-E_LE2C04A18EN_250520 HORIZONTAL

	Freq	Level	Limit Line	Margin	Read Level	Ant Factor	Cable Loss	Preamp Factor	Aux Factor	APos	TPos	Remark
	MHz	dBuV/m	dBuV/m	dB	dBuV	dB/m	dB	dB	dB	cm	deg	
1	11440.00	50.80	74.00	-23.20	32.89	38.88	17.83	40.17	1.37	--	--	Peak
2	11440.00	41.58	54.00	-12.42	23.67	38.88	17.83	40.17	1.37	--	--	Average
3	17160.00	51.01	68.20	-17.19	33.43	40.28	21.79	46.42	1.93	--	--	Peak

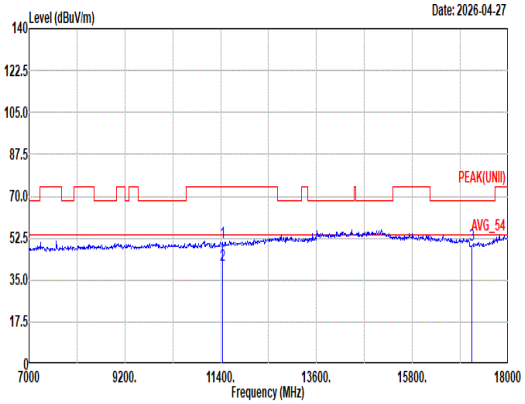

Site : 03CH22-HY
Condition: PEAK(UNII) 3m DRH18-E_LE2C04A18EN_250520 VERTICAL

	Freq	Level	Limit Line	Margin	Read Level	Ant Factor	Cable Loss	Preamp Factor	Aux Factor	APos	TPos	Remark
	MHz	dBuV/m	dBuV/m	dB	dBuV	dB/m	dB	dB	dB	cm	deg	
1	11440.00	50.46	74.00	-23.54	32.55	38.88	17.83	40.17	1.37	--	--	Peak
2	11440.00	41.28	54.00	-12.72	23.37	38.88	17.83	40.17	1.37	--	--	Average
3	17160.00	49.65	68.20	-18.55	32.07	40.28	21.79	46.42	1.93	--	--	Peak

Mode	51	
	Harmonic	
	U-NII-2C_5.47-5.725_802.11a_CH144_5720MHz	
ANT	6+7	
Pol.	Horizontal	Vertical
10.6G ~18G Avg	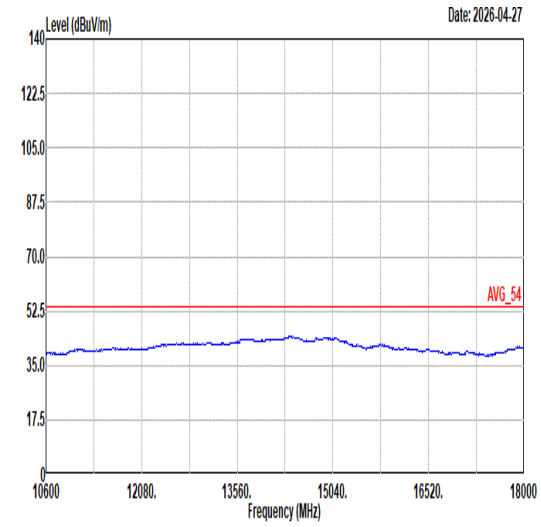 Site : 03CH22-HY Condition: AVG_54 3m DRH18-E_LE2C04A18EN_250520 HORIZONTAL	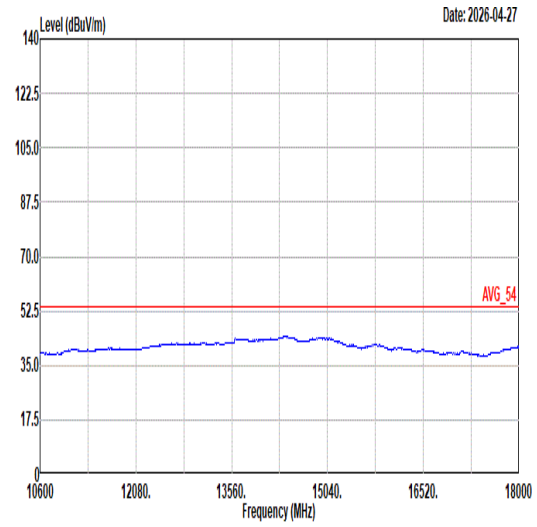 Site : 03CH22-HY Condition: AVG_54 3m DRH18-E_LE2C04A18EN_250520 VERTICAL

Mode	52	
	Band Edge - L	
	U-NII-2C_5.47-5.725_802.11ax HE20_CH144_5720MHz	
ANT	6+7	
Pol.	Horizontal	Fundamental

Peak

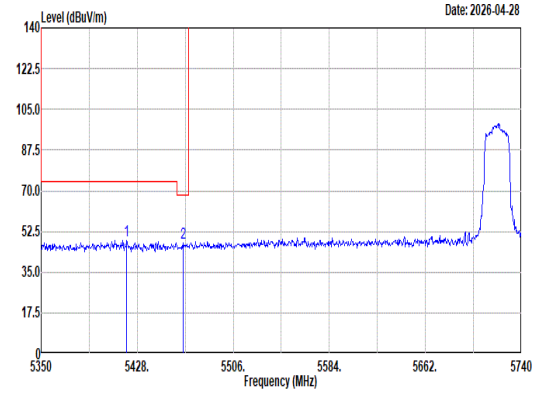

Site : 03CH22-HY
Condition: STRADDLES U-NII-1&2A 3m DRH18-E_LE2C04A18EN_250520 HORIZONTAL
: RBW:1000.000kHz VBW:3000.000kHz SWT:Auto

	Freq	Level	Limit Line	Margin	Read Level	Ant Factor	Cable Loss	Preamp Factor	Aux Factor	APos	TPos	Remark
	MHz	dBuV/m	dBuV/m	dB	dBuV	dB/m	dB	dB	dB	cm	deg	
1	5419.42	48.74	74.00	-25.26	37.40	32.34	12.39	34.28	0.89	100	69	Peak
2	5465.05	47.42	68.20	-20.78	36.07	32.43	12.40	34.36	0.88	100	69	Peak

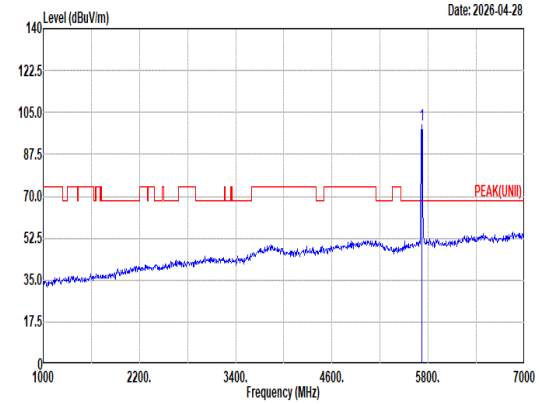

Site : 03CH22-HY
Condition: PEAK(UNII) 3m DRH18-E_LE2C04A18EN_250520 HORIZONTAL
: RBW:1000.000kHz VBW:3000.000kHz SWT:Auto

	Freq	Level	Limit Line	Margin	Read Level	Ant Factor	Cable Loss	Preamp Factor	Aux Factor	APos	TPos	Remark
	MHz	dBuV/m	dBuV/m	dB	dBuV	dB/m	dB	dB	dB	cm	deg	
1	5720.00	99.80	------	------	87.21	33.70	12.45	34.62	1.06	100	69	Peak

Avg

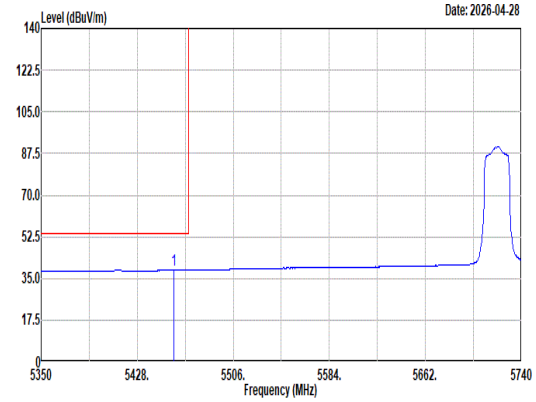

Site : 03CH22-HY
Condition: U-NII-1&2A AVERAGE 3m DRH18-E_LE2C04A18EN_250520 HORIZONTAL
: RBW:1000.000kHz VBW:0.010kHz SWT:Auto

	Freq	Level	Limit Line	Margin	Read Level	Ant Factor	Cable Loss	Preamp Factor	Aux Factor	APos	TPos	Remark
	MHz	dBuV/m	dBuV/m	dB	dBuV	dB/m	dB	dB	dB	cm	deg	
1	5457.64	38.45	54.00	-15.55	27.10	32.42	12.40	34.35	0.88	100	69	Average

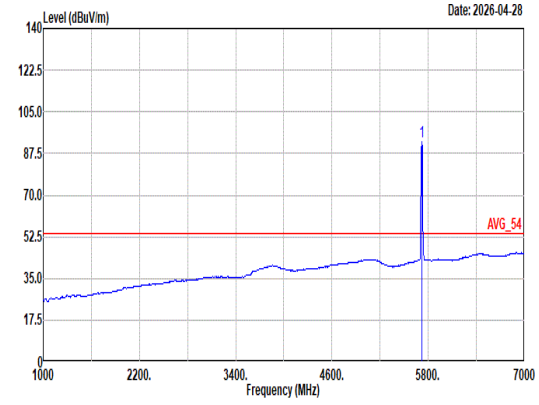

Site : 03CH22-HY
Condition: AVG_54 3m DRH18-E_LE2C04A18EN_250520 HORIZONTAL
: RBW:1000.000kHz VBW:0.010kHz SWT:Auto

	Freq	Level	Limit Line	Margin	Read Level	Ant Factor	Cable Loss	Preamp Factor	Aux Factor	APos	TPos	Remark
	MHz	dBuV/m	dBuV/m	dB	dBuV	dB/m	dB	dB	dB	cm	deg	
1	5720.00	92.24	------	------	79.65	33.70	12.45	34.61	1.05	100	69	Average

Mode	52	
	Band Edge - R	
	U-NII-2C_5.47-5.725_802.11ax HE20_CH144_5720MHz	
ANT	6+7	
Pol.	Horizontal	Fundamental
Peak	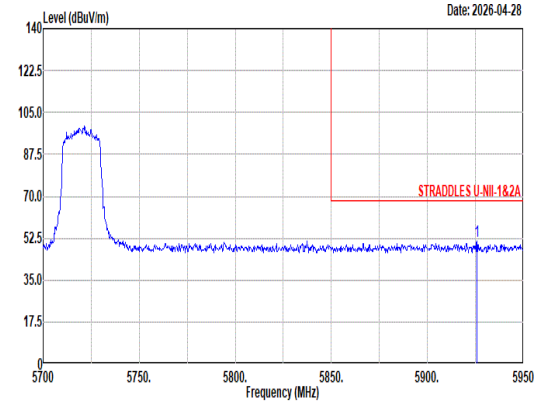	Blank

Site : 03CH22-HY
Condition: STRADDLES U-NII-1&2A 3m DRH18-E_LE2C04A18EN_250520 HORIZONTAL
: RBW:1000.000kHz VBW:3000.000kHz SWT:Auto

	Freq	Level	Limit Line	Margin	Read Level	Ant Factor	Cable Loss	Preamp Factor	Aux Factor	APos	TPos	Remark
	MHz	dBuV/m	dBuV/m	dB	dBuV	dB/m	dB	dB	dB	cm	deg	
1	5925.75	51.13	68.20	-17.07	38.46	33.65	12.78	34.80	1.04	100	69	Peak

Mode	52	
	Band Edge - L	
	U-NII-2C_5.47-5.725_802.11ax HE20_CH144_5720MHz	
ANT	6+7	
Pol.	Vertical	Fundamental

Peak

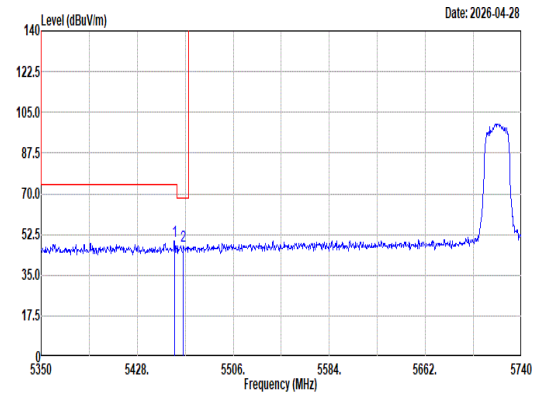

Site : 03CH22-HY
Condition: STRADDLES U-NII-1&2A 3m DRH18-E_LE2C04A18EN_250520 VERTICAL
: RBW:1000.000kHz VBW:3000.000kHz SWT:Auto

	Freq	Level	Limit Line	Margin	Read Level	Ant Factor	Cable Loss	Preamp Factor	Aux Factor	APos	TPos	Remark
	MHz	dBuV/m	dBuV/m	dB	dBuV	dB/m	dB	dB	dB	cm	deg	
1	5458.42	49.77	74.00	-24.23	38.42	32.42	12.40	34.35	0.88	100	33	Peak
2	5465.44	47.75	68.20	-20.45	36.40	32.43	12.40	34.36	0.88	100	33	Peak

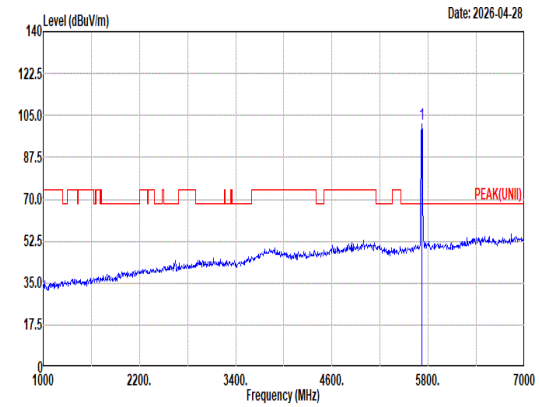

Site : 03CH22-HY
Condition: PEAK(UNII) 3m DRH18-E_LE2C04A18EN_250520 VERTICAL
: RBW:1000.000kHz VBW:3000.000kHz SWT:Auto

	Freq	Level	Limit Line	Margin	Read Level	Ant Factor	Cable Loss	Preamp Factor	Aux Factor	APos	TPos	Remark
	MHz	dBuV/m	dBuV/m	dB	dBuV	dB/m	dB	dB	dB	cm	deg	
1	5720.00	101.45	------	------	88.86	33.70	12.45	34.62	1.06	100	33	Peak

Avg

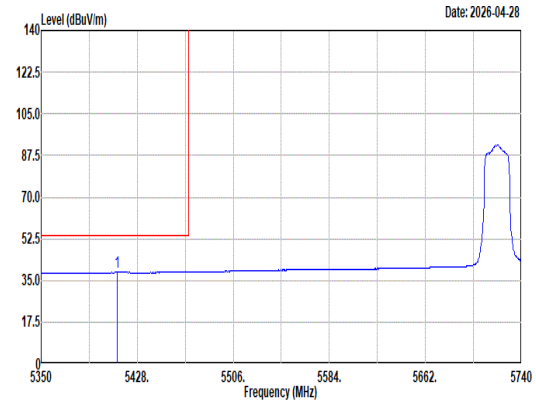

Site : 03CH22-HY
Condition: U-NII-1&2A AVERAGE 3m DRH18-E_LE2C04A18EN_250520 VERTICAL
: RBW:1000.000kHz VBW:0.010kHz SWT:Auto

	Freq	Level	Limit Line	Margin	Read Level	Ant Factor	Cable Loss	Preamp Factor	Aux Factor	APos	TPos	Remark
	MHz	dBuV/m	dBuV/m	dB	dBuV	dB/m	dB	dB	dB	cm	deg	
1	5412.01	38.50	54.00	-15.50	27.17	32.32	12.39	34.27	0.89	100	33	Average

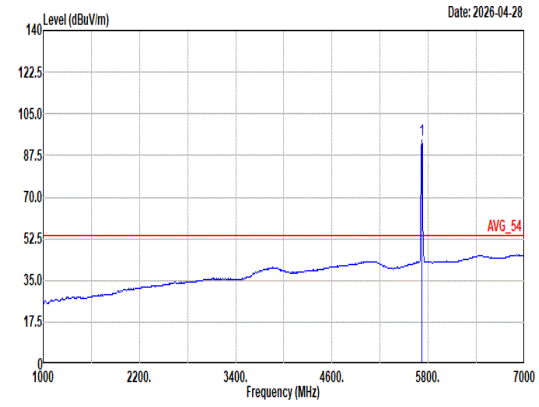

Site : 03CH22-HY
Condition: AVG_54 3m DRH18-E_LE2C04A18EN_250520 VERTICAL
: RBW:1000.000kHz VBW:0.010kHz SWT:Auto

	Freq	Level	Limit Line	Margin	Read Level	Ant Factor	Cable Loss	Preamp Factor	Aux Factor	APos	TPos	Remark
	MHz	dBuV/m	dBuV/m	dB	dBuV	dB/m	dB	dB	dB	cm	deg	
1	5720.00	94.15	------	------	81.56	33.70	12.45	34.62	1.06	100	33	Average

Mode	52	
	Band Edge - R	
	U-NII-2C_5.47-5.725_802.11ax HE20_CH144_5720MHz	
ANT	6+7	
Pol.	Vertical	Fundamental
Peak	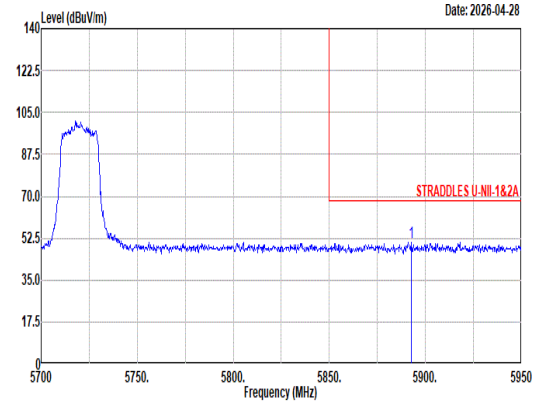 Site : 03CH22-HY Condition: STRADDLES U-NII-1&2A 3m DRH18-E_LE2C04A18EN_250520 VERTICAL : RBW:1000.000kHz VBW:3000.000kHz SWT:Auto Limit Read Ant Cable Preamp Aux APos TPos Freq Level Line Margin Level Factor Loss Factor Factor Remark MHz dBuV/m dBuV/m dB dBuV dB/m dB dB dB cm deg 1 5892.50 50.78 68.20 -17.42 38.08 33.69 12.70 34.77 1.08 100 33 Peak	Blank

Mode	52	
	Harmonic	
	U-NII-2C_5.47-5.725_802.11ax HE20_CH144_5720MHz	
ANT	6+7	
Pol.	Horizontal	Vertical

Peak

Avg

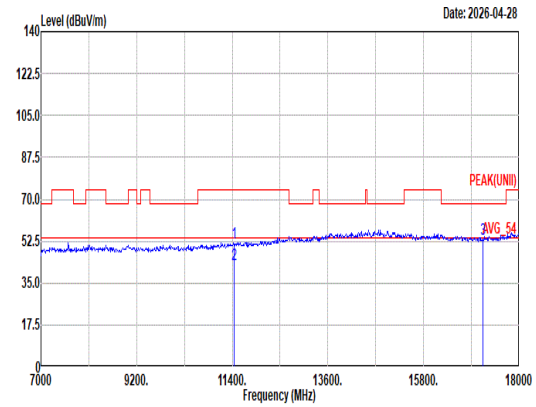

Site : 03CH22-HY
Condition: PEAK(UNII) 3m DRH18-E_LE2C04A18EN_250520 HORIZONTAL

	Freq	Level	Limit Line	Margin	Read Level	Ant Factor	Cable Loss	Preamp Factor	Aux Factor	APos	TPos	Remark
	MHz	dBuV/m	dBuV/m	dB	dBuV	dB/m	dB	dB	dB	cm	deg	
1	11440.00	52.01	74.00	-21.99	34.10	38.88	17.83	40.17	1.37	--	--	Peak
2	11440.00	42.86	54.00	-11.14	24.95	38.88	17.83	40.17	1.37	--	--	Average
3	17160.00	53.21	68.20	-14.99	35.63	40.28	21.79	46.42	1.93	--	--	Peak

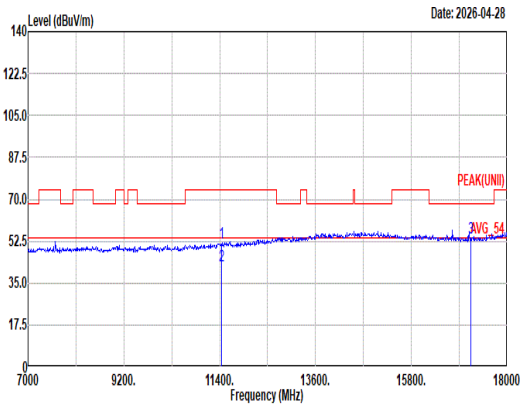

Site : 03CH22-HY
Condition: PEAK(UNII) 3m DRH18-E_LE2C04A18EN_250520 VERTICAL

	Freq	Level	Limit Line	Margin	Read Level	Ant Factor	Cable Loss	Preamp Factor	Aux Factor	APos	TPos	Remark
	MHz	dBuV/m	dBuV/m	dB	dBuV	dB/m	dB	dB	dB	cm	deg	
1	11440.00	51.72	74.00	-22.28	33.81	38.88	17.83	40.17	1.37	--	--	Peak
2	11440.00	42.47	54.00	-11.53	24.56	38.88	17.83	40.17	1.37	--	--	Average
3	17160.00	53.81	68.20	-14.39	36.23	40.28	21.79	46.42	1.93	--	--	Peak

Mode	52	
	Harmonic	
	U-NII-2C_5.47-5.725_802.11ax HE20_CH144_5720MHz	
ANT	6+7	
Pol.	Horizontal	Vertical
10.6G ~18G Avg	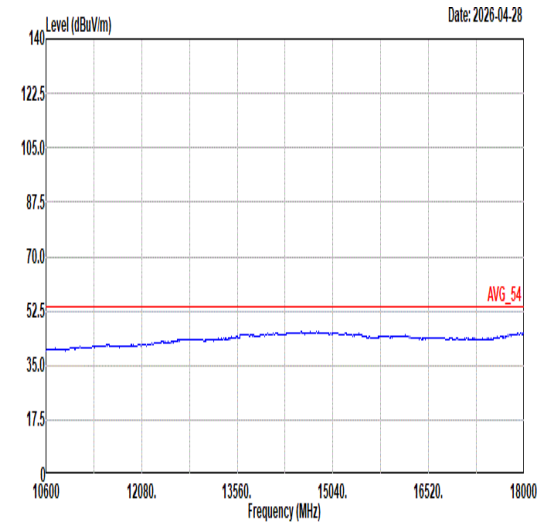 Site : 03CH22-HY Condition: AVG_54 3m DRH18-E_LE2C04A18EN_250520 HORIZONTAL	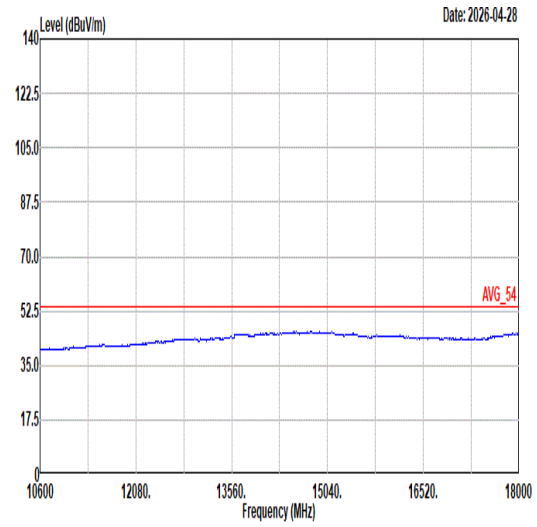 Site : 03CH22-HY Condition: AVG_54 3m DRH18-E_LE2C04A18EN_250520 VERTICAL

Mode	53	
	Band Edge - L	
	U-NII-2C_5.47-5.725_802.11ax HE40_CH142_5710MHz	
ANT	6+7	
Pol.	Horizontal	Fundamental

Peak

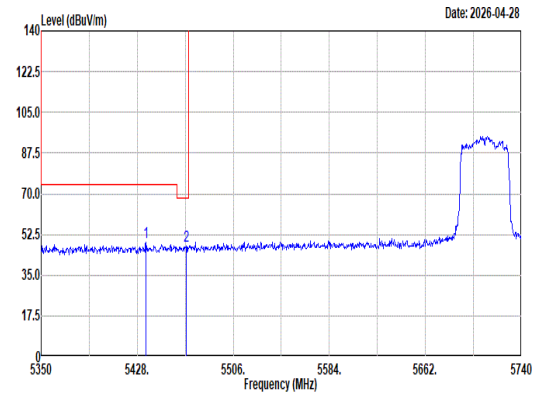

Site : 03CH22-HY
Condition: STRADDLES U-NII-1&2A 3m DRH18-E_LE2C04A18EN_250520 HORIZONTAL
: RBW:1000.000kHz VBW:3000.000kHz SWT:Auto

	Freq	Level	Limit Line	Margin	Read Level	Ant Factor	Cable Loss	Preamp Factor	Aux Factor	APos	TPos	Remark
	MHz	dBuV/m	dBuV/m	dB	dBuV	dB/m	dB	dB	dB	cm	deg	
1	5435.02	48.93	74.00	-25.07	37.60	32.37	12.39	34.31	0.88	106	84	Peak
2	5467.78	47.37	68.20	-20.83	36.01	32.44	12.40	34.36	0.88	106	84	Peak

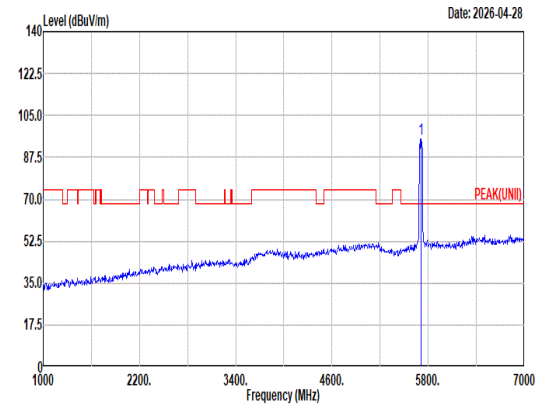

Site : 03CH22-HY
Condition: PEAK(UNII) 3m DRH18-E_LE2C04A18EN_250520 HORIZONTAL
: RBW:1000.000kHz VBW:3000.000kHz SWT:Auto

	Freq	Level	Limit Line	Margin	Read Level	Ant Factor	Cable Loss	Preamp Factor	Aux Factor	APos	TPos	Remark
	MHz	dBuV/m	dBuV/m	dB	dBuV	dB/m	dB	dB	dB	cm	deg	
1	5710.00	95.28	------	------	82.70	33.70	12.45	34.61	1.04	106	84	Peak

Avg

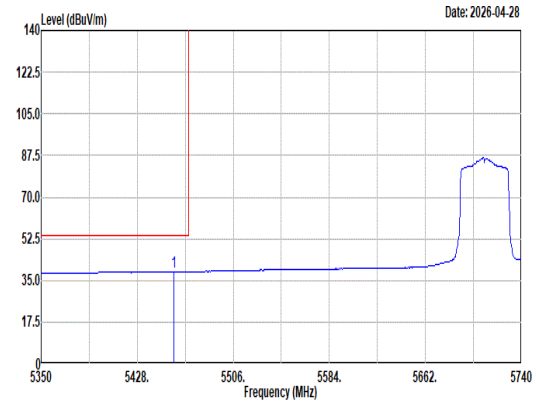

Site : 03CH22-HY
Condition: U-NII-1&2A AVERAGE 3m DRH18-E_LE2C04A18EN_250520 HORIZONTAL
: RBW:1000.000kHz VBW:0.010kHz SWT:Auto

	Freq	Level	Limit Line	Margin	Read Level	Ant Factor	Cable Loss	Preamp Factor	Aux Factor	APos	TPos	Remark
	MHz	dBuV/m	dBuV/m	dB	dBuV	dB/m	dB	dB	dB	cm	deg	
1	5458.03	38.62	54.00	-15.38	27.27	32.42	12.40	34.35	0.88	106	84	Average

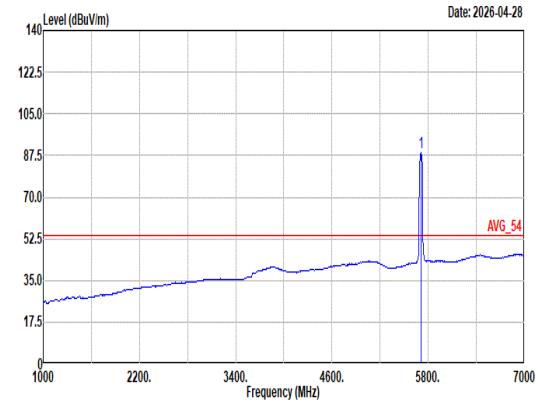

Site : 03CH22-HY
Condition: AVG_54 3m DRH18-E_LE2C04A18EN_250520 HORIZONTAL
: RBW:1000.000kHz VBW:0.010kHz SWT:Auto

	Freq	Level	Limit Line	Margin	Read Level	Ant Factor	Cable Loss	Preamp Factor	Aux Factor	APos	TPos	Remark
	MHz	dBuV/m	dBuV/m	dB	dBuV	dB/m	dB	dB	dB	cm	deg	
1	5710.00	88.60	------	------	76.02	33.70	12.45	34.61	1.04	106	84	Average

Mode	53	
	Band Edge - R	
	U-NII-2C_5.47-5.725_802.11ax HE40_CH142_5710MHz	
ANT	6+7	
Pol.	Horizontal	Fundamental
Peak	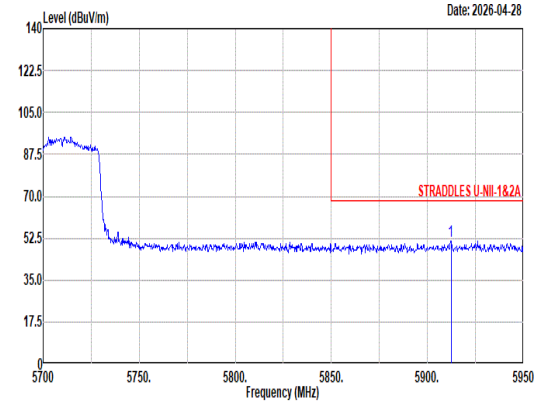 Site : 03CH22-HY Condition: STRADDLES U-NII-1&2A 3m DRH18-E_LE2C04A18EN_250520 HORIZONTAL : RBW:1000.000kHz VBW:3000.000kHz SWT:Auto Freq Level Limit Line Margin Read Level Ant Factor Cable Loss Preamp Factor Aux Factor APos TPos Remark MHz dBuV/m dBuV/m dB dBuV dB/m dB dB dB cm deg 1 5912.25 51.45 68.20 -16.75 38.76 33.68 12.75 34.79 1.05 106 84 Peak	Blank

Mode	53
	Band Edge - L
	U-NII-2C_5.47-5.725_802.11ax HE40_CH142_5710MHz
ANT	6+7

Pol.	Vertical	Fundamental

Peak

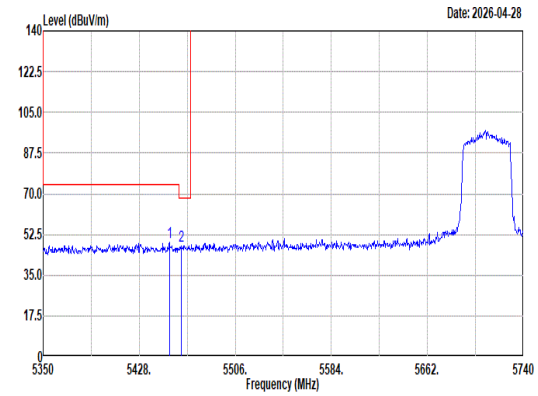

Site : 03CH22-HY
Condition: STRADDLES U-NII-1&2A 3m DRH18-E_LE2C04A18EN_250520 VERTICAL
: RBW:1000.000kHz VBW:3000.000kHz SWT:Auto

	Freq	Level	Limit Line	Margin	Read Level	Ant Factor	Cable Loss	Preamp Factor	Aux Factor	APos	TPos	Remark
	MHz	dBuV/m	dBuV/m	dB	dBuV	dB/m	dB	dB	dB	cm	deg	
1	5452.57	48.94	74.00	-25.06	37.59	32.41	12.40	34.34	0.88	100	34	Peak
2	5461.93	47.72	68.20	-20.48	36.37	32.42	12.40	34.35	0.88	100	34	Peak

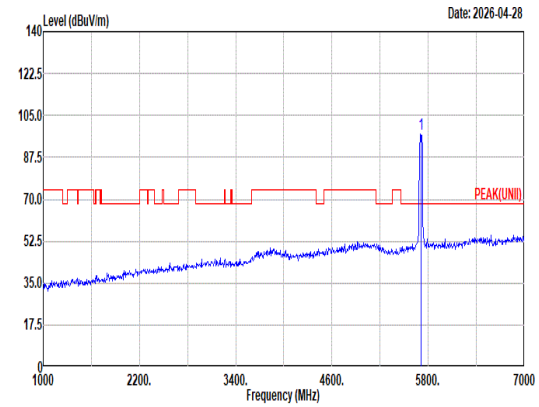

Site : 03CH22-HY
Condition: PEAK(UNII) 3m DRH18-E_LE2C04A18EN_250520 VERTICAL
: RBW:1000.000kHz VBW:3000.000kHz SWT:Auto

	Freq	Level	Limit Line	Margin	Read Level	Ant Factor	Cable Loss	Preamp Factor	Aux Factor	APos	TPos	Remark
	MHz	dBuV/m	dBuV/m	dB	dBuV	dB/m	dB	dB	dB	cm	deg	
1	5710.00	97.04	------	------	84.46	33.70	12.45	34.60	1.03	100	34	Peak

Avg

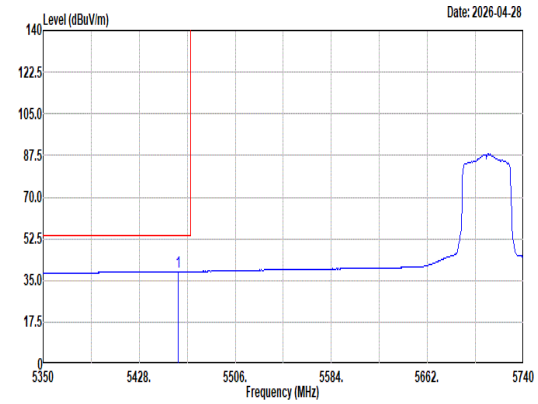

Site : 03CH22-HY
Condition: U-NII-1&2A AVERAGE 3m DRH18-E_LE2C04A18EN_250520 VERTICAL
: RBW:1000.000kHz VBW:0.010kHz SWT:Auto

	Freq	Level	Limit Line	Margin	Read Level	Ant Factor	Cable Loss	Preamp Factor	Aux Factor	APos	TPos	Remark
	MHz	dBuV/m	dBuV/m	dB	dBuV	dB/m	dB	dB	dB	cm	deg	
1	5459.59	38.63	54.00	-15.37	27.28	32.42	12.40	34.35	0.88	100	34	Average

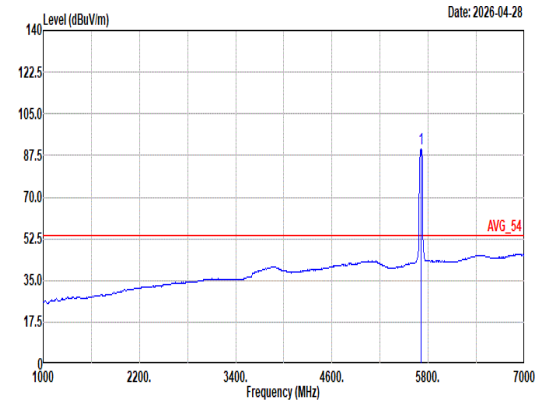

Site : 03CH22-HY
Condition: AVG_54 3m DRH18-E_LE2C04A18EN_250520 VERTICAL
: RBW:1000.000kHz VBW:0.010kHz SWT:Auto

	Freq	Level	Limit Line	Margin	Read Level	Ant Factor	Cable Loss	Preamp Factor	Aux Factor	APos	TPos	Remark
	MHz	dBuV/m	dBuV/m	dB	dBuV	dB/m	dB	dB	dB	cm	deg	
1	5710.00	90.23	------	------	77.65	33.70	12.45	34.61	1.04	100	34	Average