#01_HAC_T-Coil_GSM850_Voice(speech codec handset low)_Ch189_Axial (Z)

Communication System: GSM850; Frequency: 836.4 MHz;Duty Cycle: 1:8.3
Medium: Air Medium parameters used: $\sigma = 0$ S/m, $\varepsilon_r = 1$; $\rho = 0$ kg/m^3
Ambient Temperature：23.6 ℃

DASY5 Configuration
- Probe: AM1DV3 - 3130; ; Calibrated: 2015/11/10
- Sensor-Surface: 0mm (Fix Surface)
- Electronics: DAE3 Sn495; Calibrated: 2016/5/27
- Phantom: HAC Test Arch with AMCC; Type: SD HAC P01 BA;
- Measurement SW: DASY52, Version 52.8 (8); SEMCAD X Version 14.6.10 (7373)

General Scans/z (axial) 4.2mm 50 x 50/ABM Interpolated SNR(x,y,z) (121x121x1):

Interpolated grid: dx=1.000 mm, dy=1.000 mm
ABM1/ABM2 = 31.00 dB
ABM1 comp = 4.25 dBA/m
Location: 7.9, 12.5, 3.7 mm



0 dB = 1.00 dB

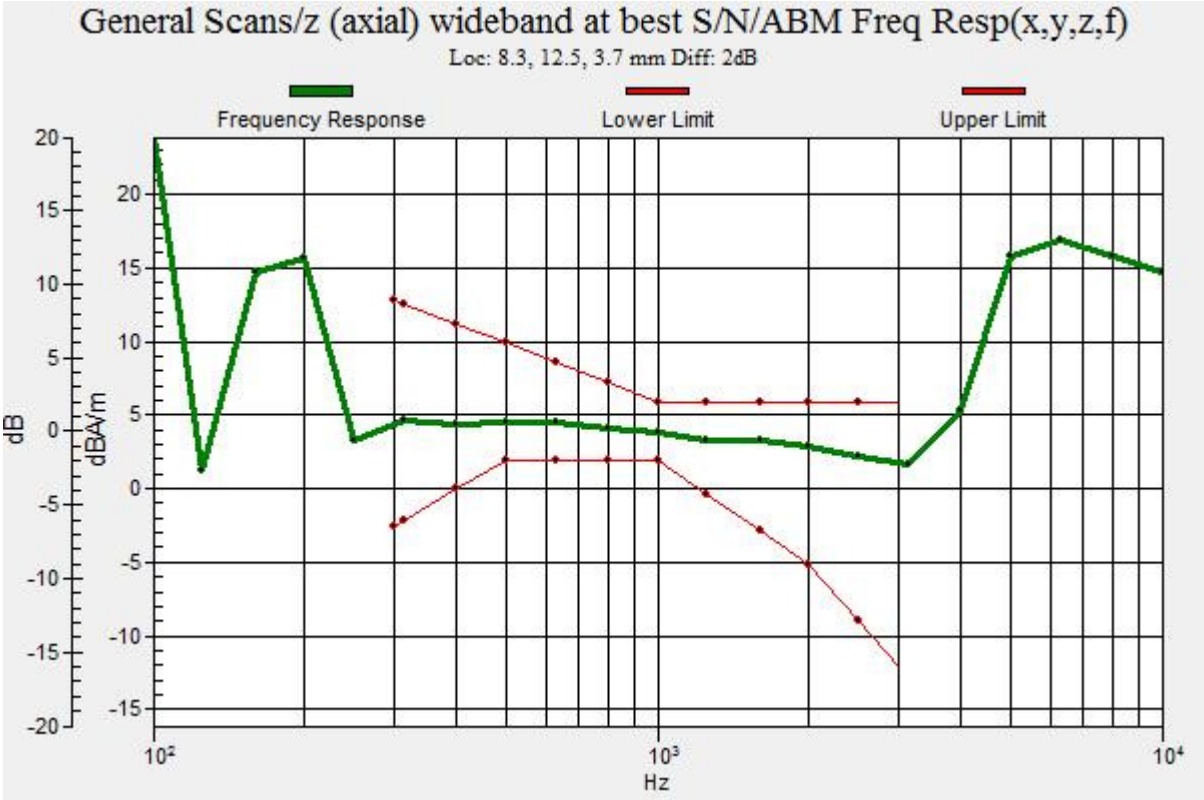
General Scans/z (axial) wideband at best S/N/ABM Freq Resp(x,y,z,f)
Loc: 8.3, 12.5, 3.7 mm Diff: 2dB
Frequency Response
Lower Limit
Upper Limit
dB
dBA/m
Hz

#01_HAC_T-Coil_GSM850_Voice(speech codec handset low)_Ch189_Transversal (Y)

Communication System: GSM850; Frequency: 836.4 MHz;Duty Cycle: 1:8.3
Medium: Air Medium parameters used: $\sigma = 0$ S/m, $\varepsilon_r = 1$; $\rho = 0$ kg/m^3
Ambient Temperature：23.6 ℃;

DASY5 Configuration
- Probe: AM1DV3 - 3130; ; Calibrated: 2015/11/10
- Sensor-Surface: 0mm (Fix Surface)
- Electronics: DAE3 Sn495; Calibrated: 2016/5/27
- Phantom: HAC Test Arch with AMCC; Type: SD HAC P01 BA;
- Measurement SW: DASY52, Version 52.8 (8); SEMCAD X Version 14.6.10 (7373)

General Scans/y (transversal) 4.2mm 50 x 50/ABM Interpolated SNR(x,y,z) (121x121x1): Interpolated grid: dx=1.000 mm, dy=1.000 mm
ABM1/ABM2 = 33.75 dB
ABM1 comp = -7.53 dBA/m
Location: -7.1, 0.4, 3.7 mm

0 dB = 1.000 A/m = 0.00 dBA/m

#02_HAC_T-Coil_GSM1900_Voice(speech codec handset low)_Ch661_Axial (Z)

Communication System: PCS ; Frequency: 1880 MHz;Duty Cycle: 1:8.3
Medium: Air Medium parameters used: $\sigma = 0$ S/m, $\varepsilon_r = 1$; $\rho = 0$ kg/m^3
Ambient Temperature：23.6 ℃

DASY5 Configuration
- Probe: AM1DV3 - 3130; ; Calibrated: 2015/11/10
- Sensor-Surface: 0mm (Fix Surface)
- Electronics: DAE3 Sn495; Calibrated: 2016/5/27
- Phantom: HAC Test Arch with AMCC; Type: SD HAC P01 BA;
- Measurement SW: DASY52, Version 52.8 (8); SEMCAD X Version 14.6.10 (7373)

General Scans/z (axial) 4.2mm 50 x 50/ABM Interpolated SNR(x,y,z) (121x121x1):

Interpolated grid: dx=1.000 mm, dy=1.000 mm
ABM1/ABM2 = 34.25 dB
ABM1 comp = -0.41 dBA/m
Location: 8.3, -12.5, 3.7 mm



0 dB = 1.00 dB

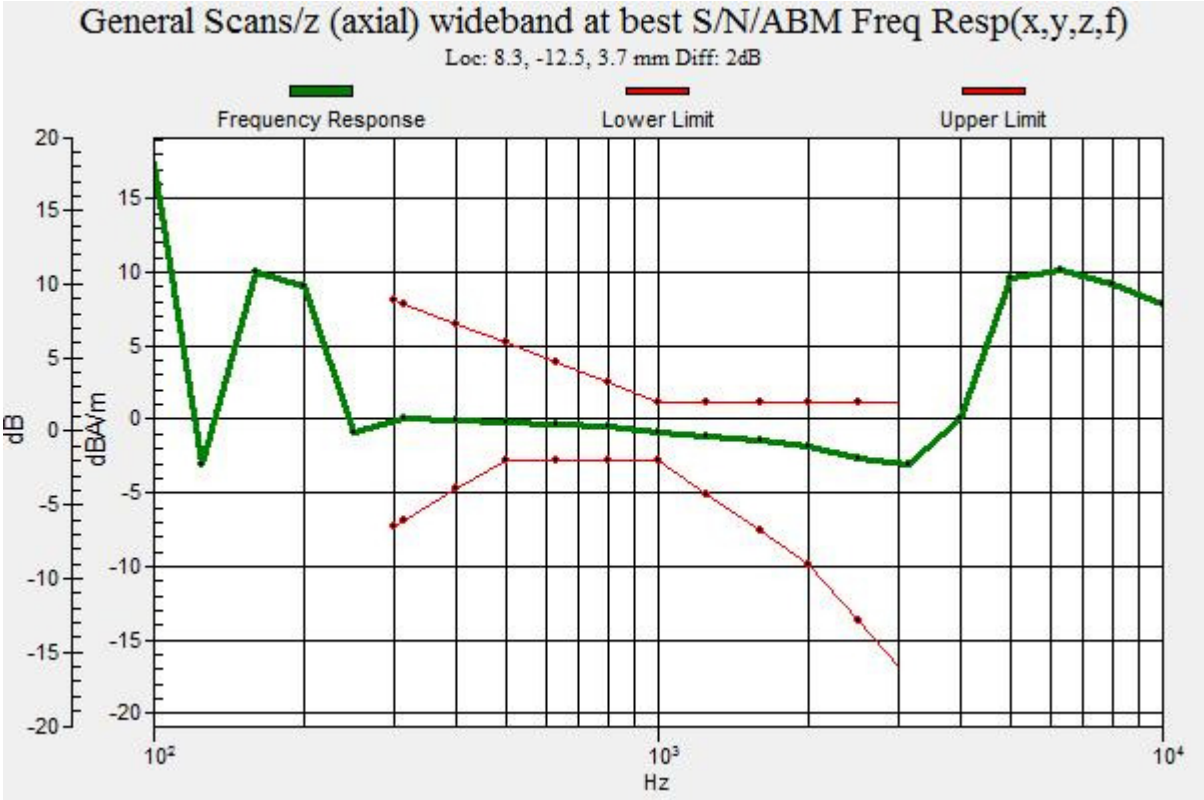
General Scans/z (axial) wideband at best S/N/ABM Freq Resp(x,y,z,f)
Loc: 8.3, -12.5, 3.7 mm Diff: 2dB
Frequency Response
Lower Limit
Upper Limit
dB
dBA/m
Hz

#02_HAC_T-Coil_GSM1900_Voice(speech codec handset low) _Ch661_Transversal (Y)

Communication System: PCS ; Frequency: 1880 MHz;Duty Cycle: 1:8.3
Medium: Air Medium parameters used: $\sigma = 0$ S/m, $\varepsilon_r = 1$; $\rho = 0$ kg/m^3
Ambient Temperature：23.6 ℃

DASY5 Configuration
- Probe: AM1DV3 - 3130; ; Calibrated: 2015/11/10
- Sensor-Surface: 0mm (Fix Surface)
- Electronics: DAE3 Sn495; Calibrated: 2016/5/27
- Phantom: HAC Test Arch with AMCC; Type: SD HAC P01 BA;
- Measurement SW: DASY52, Version 52.8 (8); SEMCAD X Version 14.6.10 (7373)

General Scans/y (transversal) 4.2mm 50 x 50/ABM Interpolated SNR(x,y,z) (121x121x1): Interpolated grid: dx=1.000 mm, dy=1.000 mm
ABM1/ABM2 = 36.92 dB
ABM1 comp = -0.99 dBA/m
Location: 0, 0.8, 3.7 mm

0 dB = 1.000 A/m = 0.00 dBA/m

#03_HAC_T-Coil_WCDMA II_Voice (speech codec low)_Ch9400_Axial (Z)

Communication System: WCDMA; Frequency: 1880 MHz;Duty Cycle: 1:1
Medium: Air Medium parameters used: $\sigma = 0$ S/m, $\varepsilon_r = 1$; $\rho = 0$ kg/m^3
Ambient Temperature：23.6 ℃

DASY5 Configuration
- Probe: AM1DV3 - 3130; ; Calibrated: 2015/11/10
- Sensor-Surface: 0mm (Fix Surface)
- Electronics: DAE3 Sn495; Calibrated: 2016/5/27
- Phantom: HAC Test Arch with AMCC; Type: SD HAC P01 BA;
- Measurement SW: DASY52, Version 52.8 (8); SEMCAD X Version 14.6.10 (7373)

General Scans/z (axial) 4.2mm 50 x 50/ABM Interpolated SNR(x,y,z) (121x121x1):

Interpolated grid: dx=1.000 mm, dy=1.000 mm
ABM1/ABM2 = 43.18 dB
ABM1 comp = -1.31 dBA/m
Location: 5.4, -12.1, 3.7 mm



0 dB = 1.000 A/m = 0.00 dBA/m

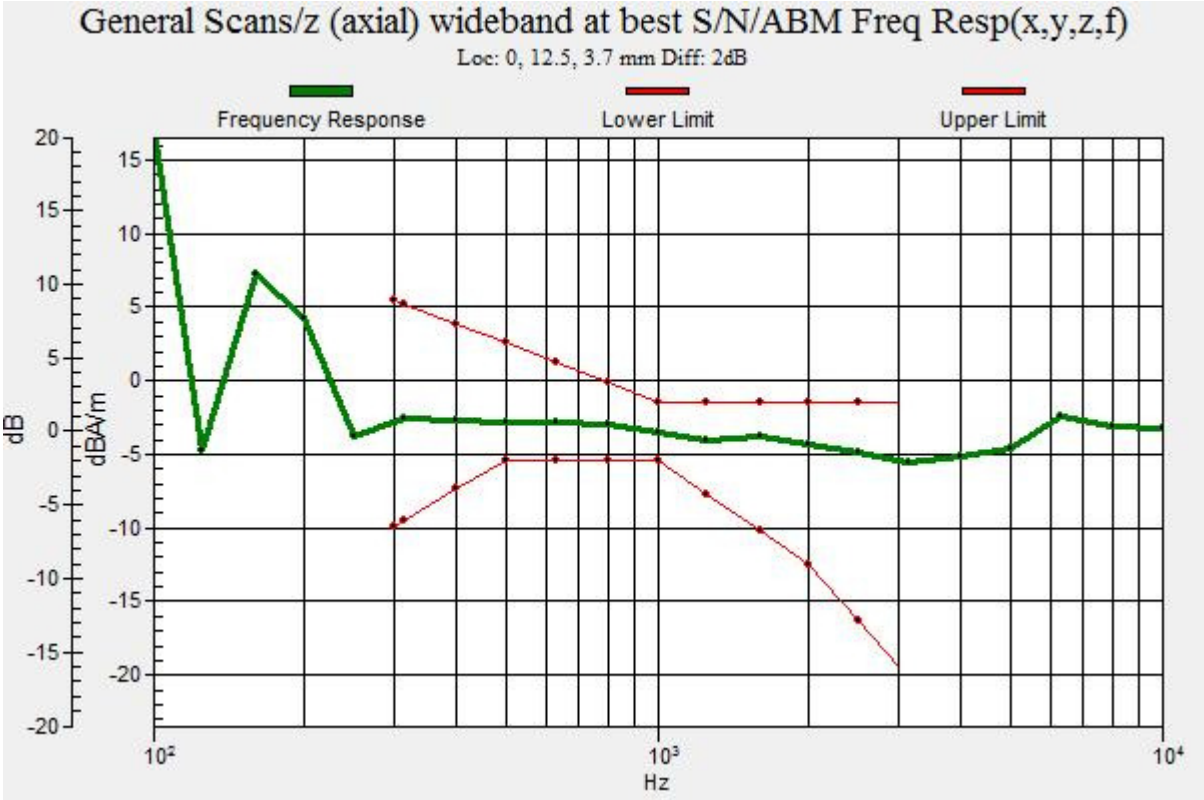
General Scans/z (axial) wideband at best S/N/ABM Freq Resp(x,y,z,f)
Loc: 0, 12.5, 3.7 mm Diff: 2dB
Frequency Response
Lower Limit
Upper Limit
dB
dBA/m
Hz
20
15
10
5
0
-5
-10
-15
-20
10^2
10^3
10^4

#03_HAC_T-Coil_WCDMA II_Voice (speech codec low)_Ch9400_Transversal (Y)

Communication System: WCDMA; Frequency: 1880 MHz;Duty Cycle: 1:1
Medium: Air Medium parameters used: $\sigma = 0$ S/m, $\varepsilon_r = 1$; $\rho = 0$ kg/m^3
Ambient Temperature：23.6 ℃

DASY5 Configuration
- Probe: AM1DV3 - 3130; ; Calibrated: 2015/11/10
- Sensor-Surface: 0mm (Fix Surface)
- Electronics: DAE3 Sn495; Calibrated: 2016/5/27
- Phantom: HAC Test Arch with AMCC; Type: SD HAC P01 BA;
- Measurement SW: DASY52, Version 52.8 (8); SEMCAD X Version 14.6.10 (7373)

General Scans/y (transversal) 4.2mm 50 x 50/ABM Interpolated SNR(x,y,z) (121x121x1): Interpolated grid: dx=1.000 mm, dy=1.000 mm
ABM1/ABM2 = 43.13 dB
ABM1 comp = 0.11 dBA/m
Location: 2.1, 4.2, 3.7 mm

0 dB = 1.000 A/m = 0.00 dBA/m

#04_HAC_T-Coil_WCDMA IV_Voice (speech codec low)_Ch1413_Axial (Z)

Communication System: WCDMA; Frequency: 1732.6 MHz;Duty Cycle: 1:1
Medium: Air Medium parameters used: $\sigma = 0$ S/m, $\varepsilon_r = 1$; $\rho = 0$ kg/m^3
Ambient Temperature：23.6 ℃;

DASY5 Configuration
- Probe: AM1DV3 - 3130; ; Calibrated: 2015/11/10
- Sensor-Surface: 0mm (Fix Surface)
- Electronics: DAE3 Sn495; Calibrated: 2016/5/27
- Phantom: HAC Test Arch with AMCC; Type: SD HAC P01 BA;
- Measurement SW: DASY52, Version 52.8 (8); SEMCAD X Version 14.6.10 (7373)

General Scans/z (axial) 4.2mm 50 x 50/ABM Interpolated SNR(x,y,z) (121x121x1):

Interpolated grid: dx=1.000 mm, dy=1.000 mm
ABM1/ABM2 = 43.60 dB
ABM1 comp = -3.86 dBA/m
Location: 0, 14.2, 3.7 mm



0 dB = 1.000 A/m = 0.00 dBA/m

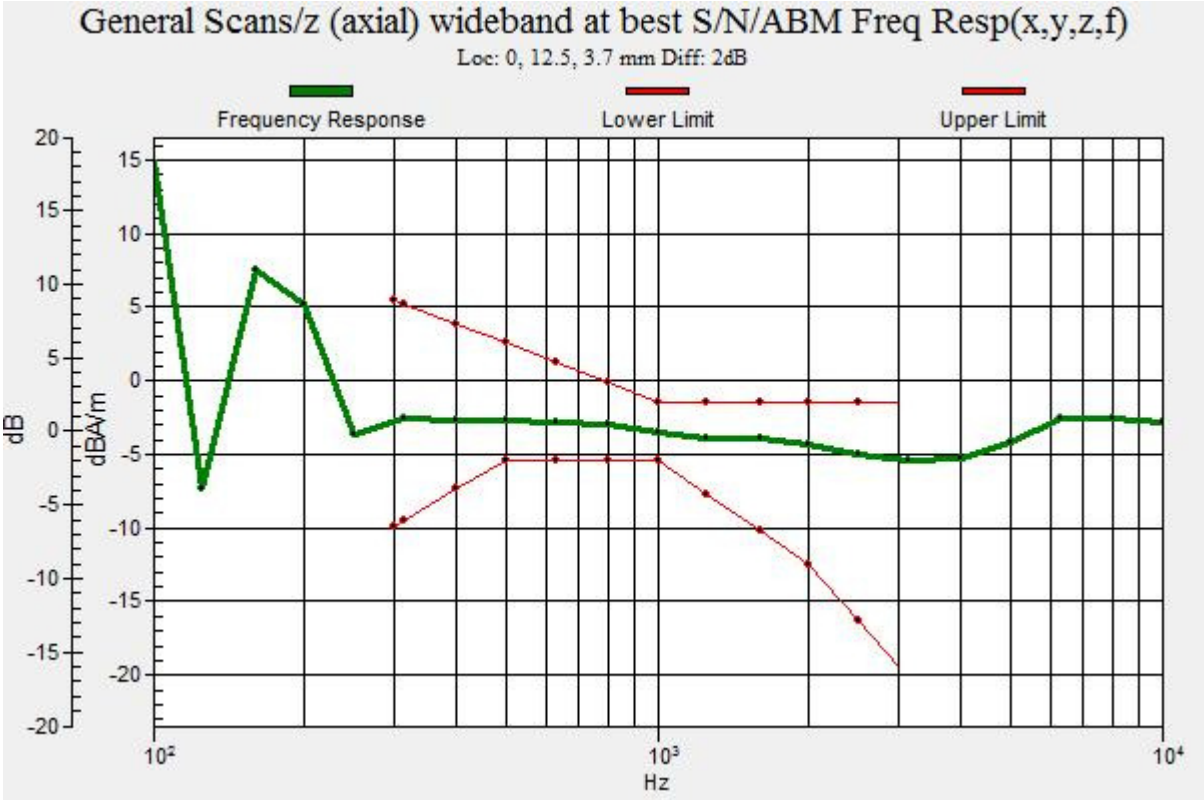
General Scans/z (axial) wideband at best S/N/ABM Freq Resp(x,y,z,f)
Loc: 0, 12.5, 3.7 mm Diff: 2dB
Frequency Response
Lower Limit
Upper Limit
dB
dBA/m
Hz
20
15
10
5
0
-5
-10
-15
-20
10^2
10^3
10^4

#04_HAC_T-Coil_WCDMA IV_Voice (speech codec low)_Ch1413_Transversal (Y)

Communication System: WCDMA; Frequency: 1732.6 MHz;Duty Cycle: 1:1
Medium: Air Medium parameters used: $\sigma = 0$ S/m, $\varepsilon_r = 1$; $\rho = 0$ kg/m^3
Ambient Temperature：23.6 ℃

DASY5 Configuration
- Probe: AM1DV3 - 3130; ; Calibrated: 2015/11/10
- Sensor-Surface: 0mm (Fix Surface)
- Electronics: DAE3 Sn495; Calibrated: 2016/5/27
- Phantom: HAC Test Arch with AMCC; Type: SD HAC P01 BA;
- Measurement SW: DASY52, Version 52.8 (8); SEMCAD X Version 14.6.10 (7373)

General Scans/y (transversal) 4.2mm 50 x 50/ABM Interpolated SNR(x,y,z) (121x121x1): Interpolated grid: dx=1.000 mm, dy=1.000 mm
ABM1/ABM2 = 43.03 dB
ABM1 comp = 0.69 dBA/m
Location: 2.9, 4.2, 3.7 mm

0 dB = 1.000 A/m = 0.00 dBA/m

#05_HAC_T-Coil_WCDMA V_Voice (speech codec low)_Ch4182_Axial (Z)

Communication System: WCDMA; Frequency: 836.4 MHz;Duty Cycle: 1:1
Medium: Air Medium parameters used: $\sigma = 0$ S/m, $\varepsilon_r = 1$; $\rho = 0$ kg/m^3
Ambient Temperature：23.6 ℃

DASY5 Configuration
- Probe: AM1DV3 - 3130; ; Calibrated: 2015/11/10
- Sensor-Surface: 0mm (Fix Surface)
- Electronics: DAE3 Sn495; Calibrated: 2016/5/27
- Phantom: HAC Test Arch with AMCC; Type: SD HAC P01 BA;
- Measurement SW: DASY52, Version 52.8 (8); SEMCAD X Version 14.6.10 (7373)

General Scans/z (axial) 4.2mm 50 x 50/ABM Interpolated SNR(x,y,z) (121x121x1):

Interpolated grid: dx=1.000 mm, dy=1.000 mm
ABM1/ABM2 = 43.90 dB
ABM1 comp = -3.18 dBA/m
Location: 0, 14.6, 3.7 mm



0 dB = 1.000 A/m = 0.00 dBA/m

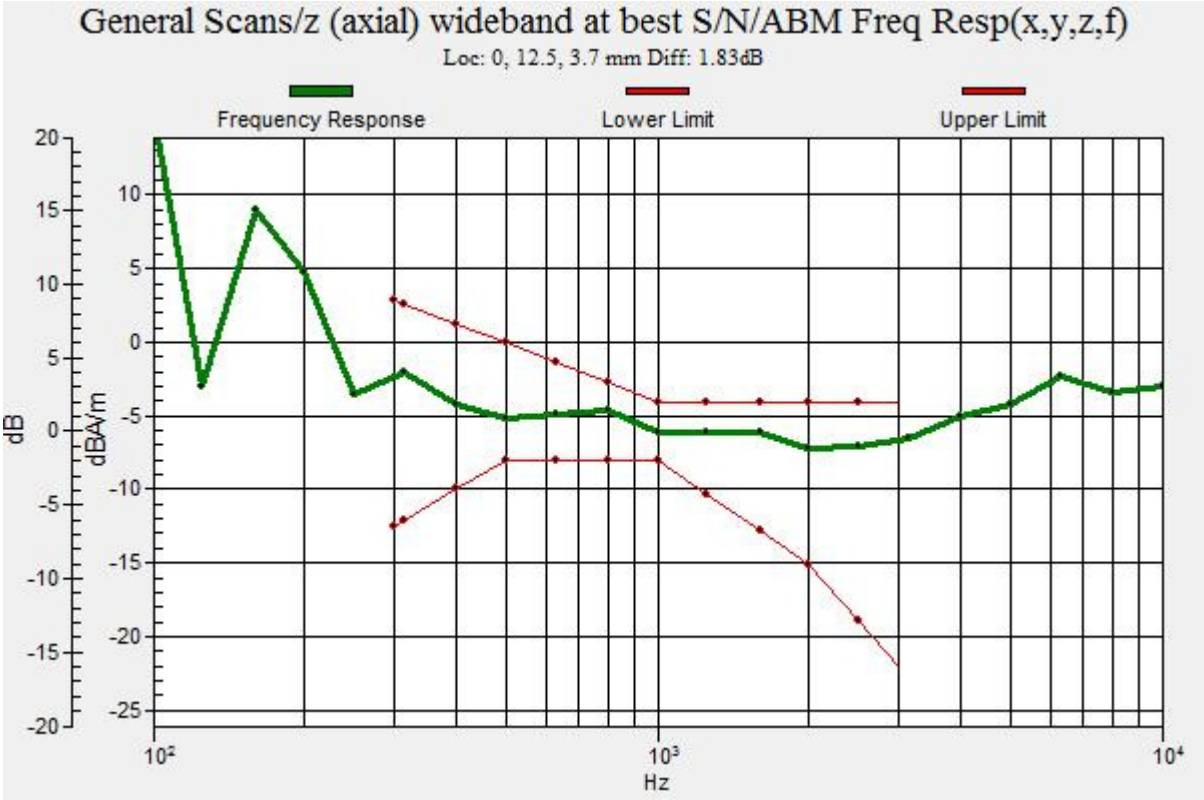
General Scans/z (axial) wideband at best S/N/ABM Freq Resp(x,y,z,f)
Loc: 0, 12.5, 3.7 mm Diff: 1.83dB
Frequency Response
Lower Limit
Upper Limit
dB
dBA/m
Hz

#05_HAC_T-Coil_WCDMA V_Voice (speech codec low)_Ch4182_Transversal (Y)

Communication System: WCDMA; Frequency: 836.4 MHz;Duty Cycle: 1:1
Medium: Air Medium parameters used: $\sigma = 0$ S/m, $\varepsilon_r = 1$; $\rho = 0$ kg/m^3
Ambient Temperature：23.6 ℃

DASY5 Configuration
- Probe: AM1DV3 - 3130; ; Calibrated: 2015/11/10
- Sensor-Surface: 0mm (Fix Surface)
- Electronics: DAE3 Sn495; Calibrated: 2016/5/27
- Phantom: HAC Test Arch with AMCC; Type: SD HAC P01 BA;
- Measurement SW: DASY52, Version 52.8 (8); SEMCAD X Version 14.6.10 (7373)

General Scans/y (transversal) 4.2mm 50 x 50/ABM Interpolated SNR(x,y,z) (121x121x1): Interpolated grid: dx=1.000 mm, dy=1.000 mm
ABM1/ABM2 = 43.09 dB
ABM1 comp = -0.31 dBA/m
Location: 2.5, 6.2, 3.7 mm

0 dB = 1.000 A/m = 0.00 dBA/m