Date/Time: 2005-10-04 09:44:21

Test Laboratory: Sony Ericsson Mobile Communications
File Name: ch512_Left_Cheek_051004_RP.da4

DUT: PY7-A1022012; Type: GSM Triple Band; Serial: #3375
Program Name: Head SAR Measurement

Communication System: GSM 1900; Frequency: 1850.2 MHz;Duty Cycle: 1:8.3
Medium parameters used: σ = 1.42 mho/m, ε_r = 38.3; ρ = 1000 kg/m^3 Medium parameters used: f = 1850.2 MHz; σ = 1.42 mho/m; ε_r = 38.3; ρ = 1000 kg/m^3
Phantom section: Left Section

DASY4 Configuration:
- Probe: ET3DV6 - SN1815; ConvF(5.31, 5.31, 5.31); Calibrated: 2005-01-20
- Sensor-Surface: 0mm (Fix Surface)Sensor-Surface: 4mm (Mechanical Surface Detection)
- Electronics: DAE3 Sn433; Calibrated: 2005-03-15
- Phantom: SAM 6; Type: SAM; Serial: 1351
- Measurement SW: DASY4, V4.5 Build 19; Postprocessing SW: SEMCAD, V1.8 Build 146

Left, Cheek/Z Scan (1x1x6): Measurement grid: dx=20mm, dy=20mm, dz=20mm
Maximum value of Total (measured) = 12.2 V/m

Left, Cheek/Area Scan (61x121x1): Measurement grid: dx=10mm, dy=10mm
Maximum value of SAR (interpolated) = 0.248 mW/g

Left, Cheek/Zoom Scan (5x5x7)/Cube 0: Measurement grid: dx=8mm, dy=8mm, dz=5mm
Reference Value = 13.4 V/m; Power Drift = -0.076 dB
Peak SAR (extrapolated) = 0.347 W/kg
SAR(1 g) = 0.221 mW/g; SAR(10 g) = 0.131 mW/g
Maximum value of SAR (measured) = 0.243 mW/g

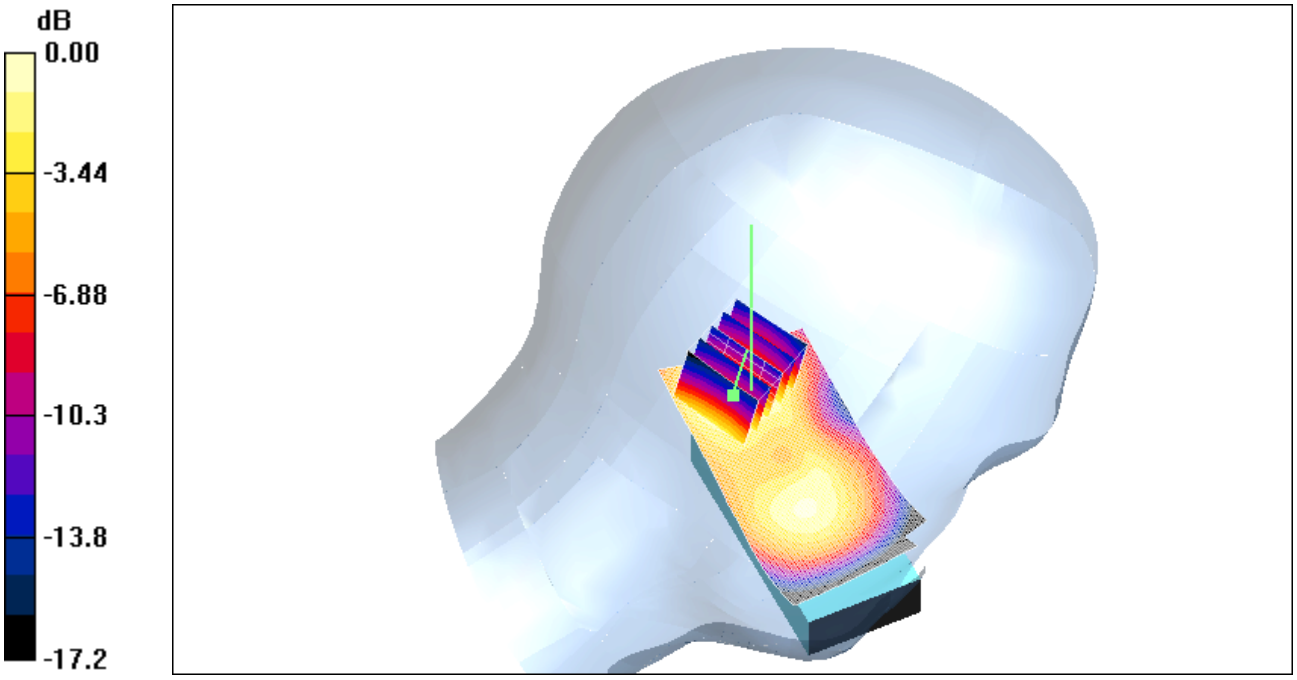

0 dB = 0.243V/m

Date/Time: 2005-10-03 14:42:35Date/Time: 2005-10-03 14:47:13

Test Laboratory: Sony Ericsson Mobile Communications
File Name: Verification1900MHz_Head_051003.da4

DUT: Dipole 1900 MHz; Type: D1900V2; Serial: D1900V2 - SN:5d002
Program Name: Verification Measurement on 1900MHz with HSL

Communication System: CW; Frequency: 1900 MHz;Duty Cycle: 1:1
Medium parameters used: f = 1900 MHz; σ = 1.47 mho/m; ε_r = 38.1; ρ = 1000 kg/m^3
Phantom section: Flat Section

DASY4 Configuration:
- Probe: ET3DV6 - SN1815; ConvF(5.31, 5.31, 5.31); Calibrated: 2005-01-20
- Sensor-Surface: 4mm (Mechanical Surface Detection)
- Electronics: DAE3 Sn433; Calibrated: 2005-03-15
- Phantom: SAM 6; Type: SAM; Serial: 1351
- Measurement SW: DASY4, V4.5 Build 19; Postprocessing SW: SEMCAD, V1.8 Build 146

Flat, 10mm/Area Scan (61x61x1): Measurement grid: dx=15mm, dy=15mm
Maximum value of SAR (interpolated) = 4.68 mW/g

Flat, 10mm/Zoom Scan (5x5x7)/Cube 0: Measurement grid: dx=8mm, dy=8mm, dz=5mm
Reference Value = 57.0 V/m; Power Drift = 0.110 dB
Peak SAR (extrapolated) = 7.11 W/kg
SAR(1 g) = 3.95 mW/g; SAR(10 g) = 2.04 mW/g
Maximum value of SAR (measured) = 4.40 mW/g



0 dB = 4.40mW/g

Date/Time: 2005-10-03 16:37:00 Date/Time: 2005-10-03 16:42:43

Test Laboratory: Sony Ericsson Mobile Communications
File Name: ch810_Right_Tilt_051003_RP.da4

DUT: PY7-A1022012; Type: GSM Triple Band; Serial: #3375
Program Name: Head SAR Measurement

Communication System: GSM 1900; Frequency: 1909.8 MHz;Duty Cycle: 1:8.3
Medium parameters used (extrapolated): f = 1909.8 MHz; σ = 1.48 mho/m; ε_r = 38.1; ρ = 1000 kg/m^3
Phantom section: Right Section

DASY4 Configuration:
- Probe: ET3DV6 - SN1815; ConvF(5.31, 5.31, 5.31); Calibrated: 2005-01-20
- Sensor-Surface: 4mm (Mechanical Surface Detection)Sensor-Surface: 0mm (Fix Surface)
- Electronics: DAE3 Sn433; Calibrated: 2005-03-15
- Phantom: SAM 6; Type: SAM; Serial: 1351
- Measurement SW: DASY4, V4.5 Build 19; Postprocessing SW: SEMCAD, V1.8 Build 146

Right, Tilt/Area Scan (61x121x1): Measurement grid: dx=10mm, dy=10mm
Maximum value of SAR (interpolated) = 0.413 mW/g

Right, Tilt/Zoom Scan (5x5x7)/Cube 0: Measurement grid: dx=8mm, dy=8mm, dz=5mm
Reference Value = 16.3 V/m; Power Drift = -0.043 dB
Peak SAR (extrapolated) = 0.618 W/kg
SAR(1 g) = 0.378 mW/g; SAR(10 g) = 0.214 mW/g
Maximum value of SAR (measured) = 0.417 mW/g
Right, Tilt/Z Scan (1x1x16): Measurement grid: dx=20mm, dy=20mm, dz=20mm
Maximum value of SAR (interpolated) = 0.181 mW/g

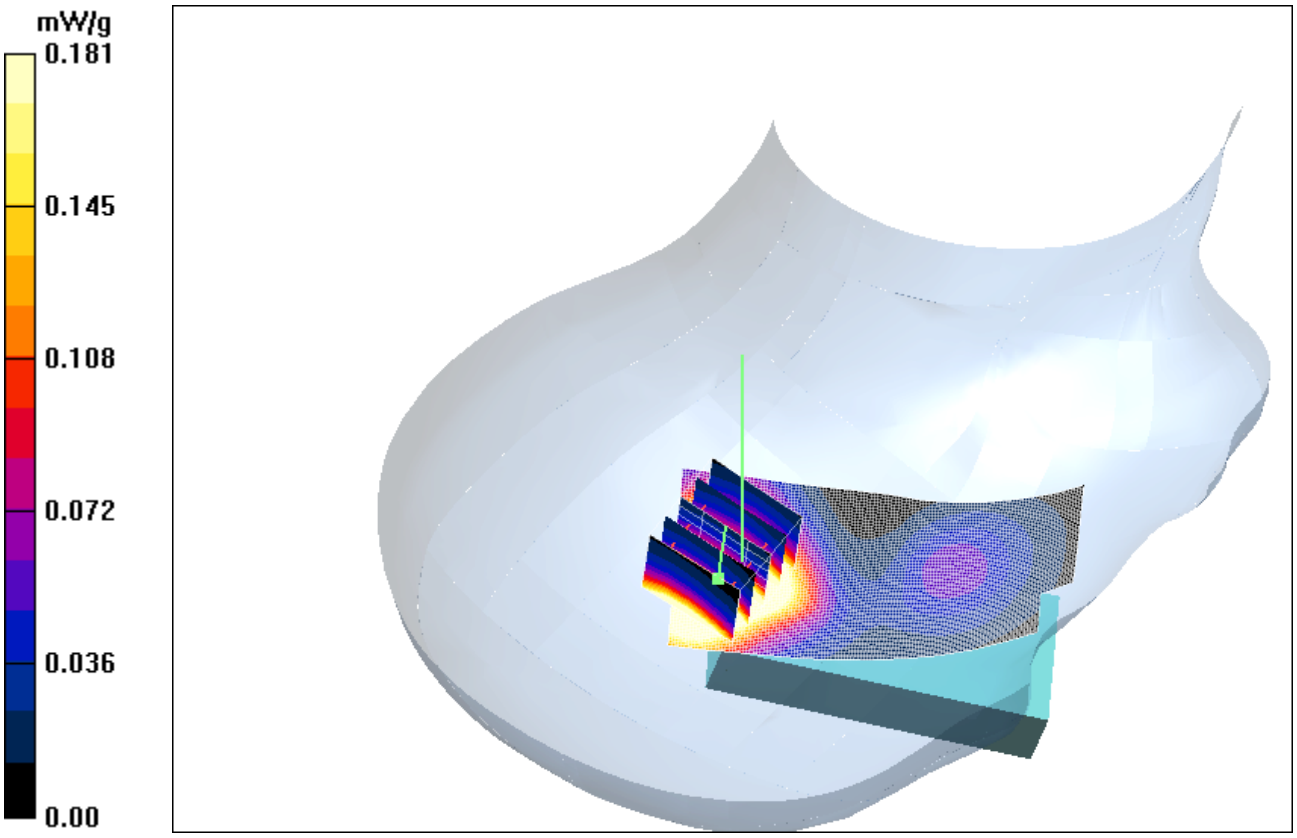

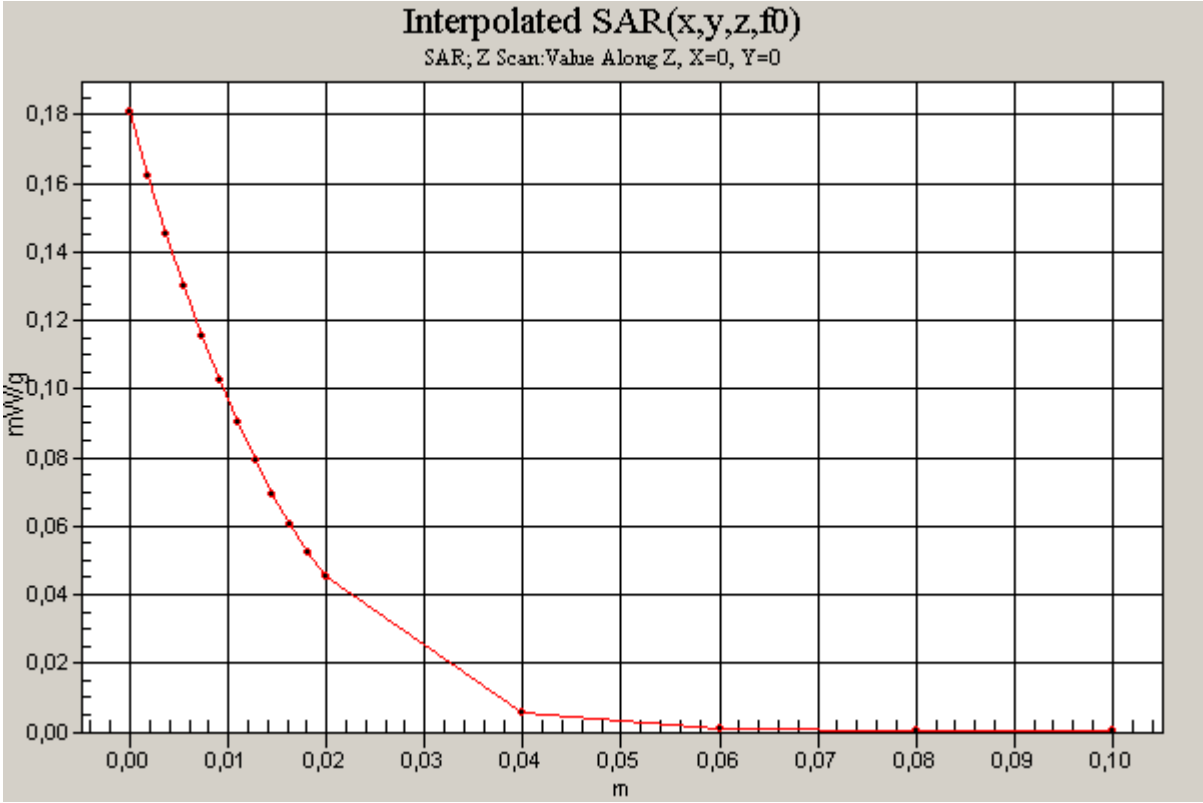
Interpolated SAR(x,y,z,f0)
SAR; Z Scan:Value Along Z, X=0, Y=0
mW/g
0,18
0,16
0,14
0,12
0,10
0,08
0,06
0,04
0,02
0,00
0,00
0,01
0,02
0,03
0,04
0,05
0,06
0,07
0,08
0,09
0,10
m

Date/Time: 2005-10-03 16:08:04 Date/Time: 2005-10-03 16:17:01

Test Laboratory: Sony Ericsson Mobile Communications
File Name: ch810_Right_Cheek_051003_RP.da4

DUT: PY7-A1022012; Type: GSM Triple Band; Serial: #3375
Program Name: Head SAR Measurement

Communication System: GSM 1900; Frequency: 1909.8 MHz;Duty Cycle: 1:8.3
Medium parameters used (extrapolated): f = 1909.8 MHz; σ = 1.48 mho/m; ε_r = 38.1; ρ = 1000 kg/m^3
Phantom section: Right Section

DASY4 Configuration:
- Probe: ET3DV6 - SN1815; ConvF(5.31, 5.31, 5.31); Calibrated: 2005-01-20
- Sensor-Surface: 4mm (Mechanical Surface Detection)
- Electronics: DAE3 Sn433; Calibrated: 2005-03-15
- Phantom: SAM 6; Type: SAM; Serial: 1351
- Measurement SW: DASY4, V4.5 Build 19; Postprocessing SW: SEMCAD, V1.8 Build 146

Right, Cheek/Area Scan (61x121x1): Measurement grid: dx=10mm, dy=10mm

Maximum value of SAR (interpolated) = 0.344 mW/g

Right, Cheek/Zoom Scan (5x5x7)/Cube 0: Measurement grid: dx=8mm, dy=8mm, dz=5mm
Reference Value = 14.6 V/m; Power Drift = -0.031 dB
Peak SAR (extrapolated) = 0.523 W/kg
SAR(1 g) = 0.313 mW/g; SAR(10 g) = 0.180 mW/g

Maximum value of SAR (measured) = 0.344 mW/g

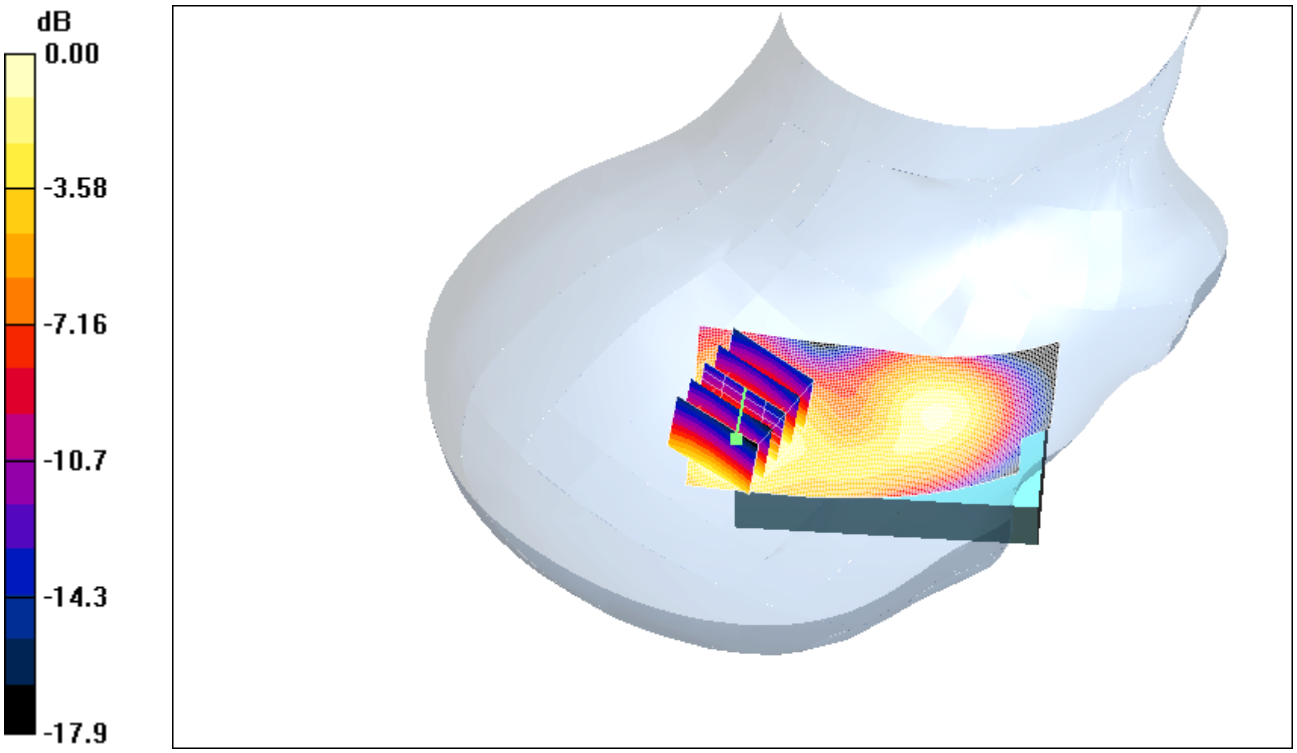

0 dB = 0.344mW/g

Date/Time: 2005-10-04 12:15:36 Date/Time: 2005-10-04 12:24:41

Test Laboratory: Sony Ericsson Mobile Communications
File Name: ch810_Left_Tilt_051004_RP.da4

DUT: PY7-A1022012; Type: GSM Triple Band; Serial: #3375
Program Name: Head SAR Measurement

Communication System: GSM 1900; Frequency: 1909.8 MHz;Duty Cycle: 1:8.3
Medium parameters used (extrapolated): f = 1909.8 MHz; σ = 1.48 mho/m; ε_r = 38.1; ρ = 1000 kg/m^3
Phantom section: Left Section

DASY4 Configuration:
- Probe: ET3DV6 - SN1815; ConvF(5.31, 5.31, 5.31); Calibrated: 2005-01-20
- Sensor-Surface: 4mm (Mechanical Surface Detection)
- Electronics: DAE3 Sn433; Calibrated: 2005-03-15
- Phantom: SAM 6; Type: SAM; Serial: 1351
- Measurement SW: DASY4, V4.5 Build 19; Postprocessing SW: SEMCAD, V1.8 Build 146

Left, Tilt/Area Scan (61x121x1): Measurement grid: dx=10mm, dy=10mm
Maximum value of SAR (interpolated) = 0.377 mW/g

Left, Tilt/Zoom Scan (5x5x7)/Cube 0: Measurement grid: dx=8mm, dy=8mm, dz=5mm
Reference Value = 15.4 V/m; Power Drift = -0.049 dB
Peak SAR (extrapolated) = 0.538 W/kg
SAR(1 g) = 0.336 mW/g; SAR(10 g) = 0.194 mW/g
Maximum value of SAR (measured) = 0.370 mW/g

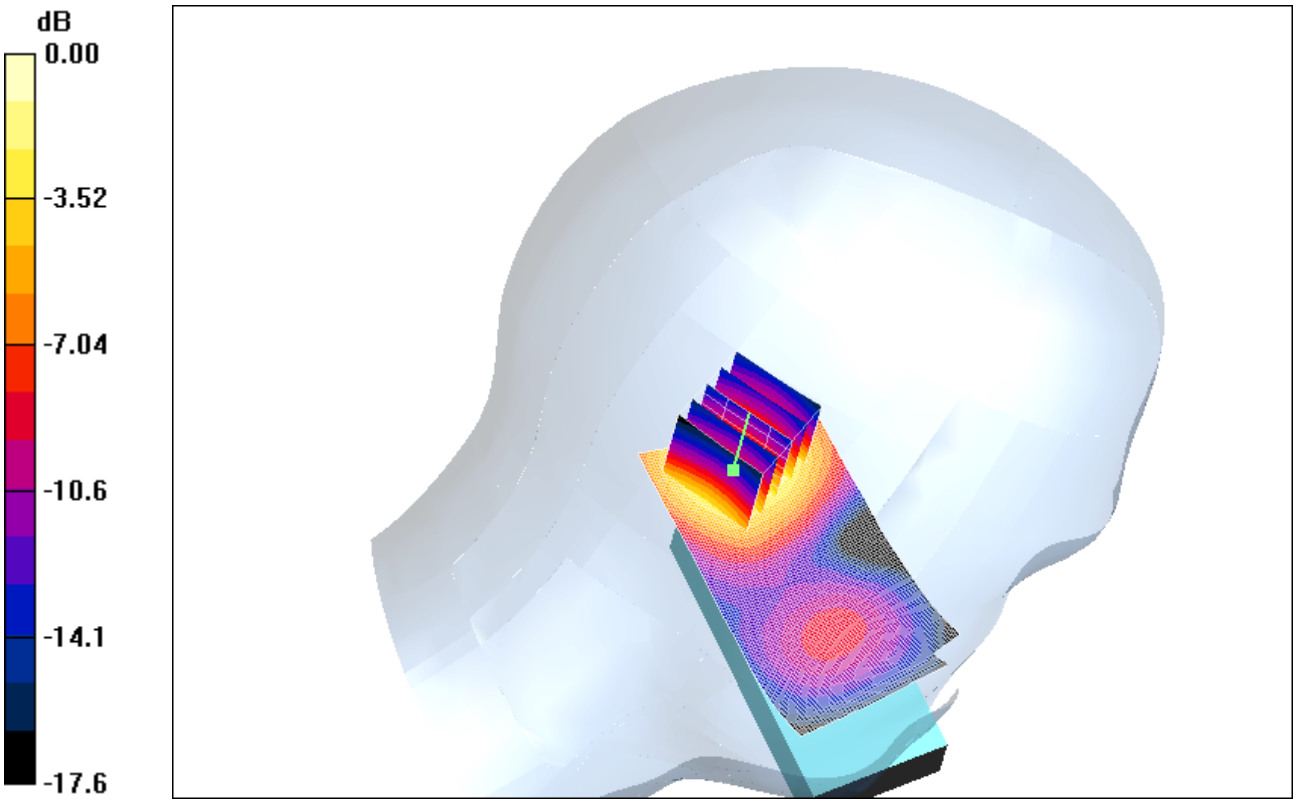

0 dB = 0.370mW/g

Date/Time: 2005-10-04 10:17:57 Date/Time: 2005-10-04 10:27:25

Test Laboratory: Sony Ericsson Mobile Communications
File Name: ch810_Left_Cheek_051004_RP.da4

DUT: PY7-A1022012; Type: GSM Triple Band; Serial: #3375
Program Name: Head SAR Measurement

Communication System: GSM 1900; Frequency: 1909.8 MHz;Duty Cycle: 1:8.3
Medium parameters used (extrapolated): f = 1909.8 MHz; σ = 1.48 mho/m; ε_r = 38.1; ρ = 1000 kg/m^3
Phantom section: Left Section

DASY4 Configuration:
- Probe: ET3DV6 - SN1815; ConvF(5.31, 5.31, 5.31); Calibrated: 2005-01-20
- Sensor-Surface: 4mm (Mechanical Surface Detection)
- Electronics: DAE3 Sn433; Calibrated: 2005-03-15
- Phantom: SAM 6; Type: SAM; Serial: 1351
- Measurement SW: DASY4, V4.5 Build 19; Postprocessing SW: SEMCAD, V1.8 Build 146

Left, Cheek/Area Scan (61x121x1): Measurement grid: dx=10mm, dy=10mm

Maximum value of SAR (interpolated) = 0.278 mW/g

Left, Cheek/Zoom Scan (5x5x7)/Cube 0: Measurement grid: dx=8mm, dy=8mm, dz=5mm
Reference Value = 13.8 V/m; Power Drift = -0.011 dB
Peak SAR (extrapolated) = 0.407 W/kg
SAR(1 g) = 0.253 mW/g; SAR(10 g) = 0.148 mW/g

Maximum value of SAR (measured) = 0.278 mW/g

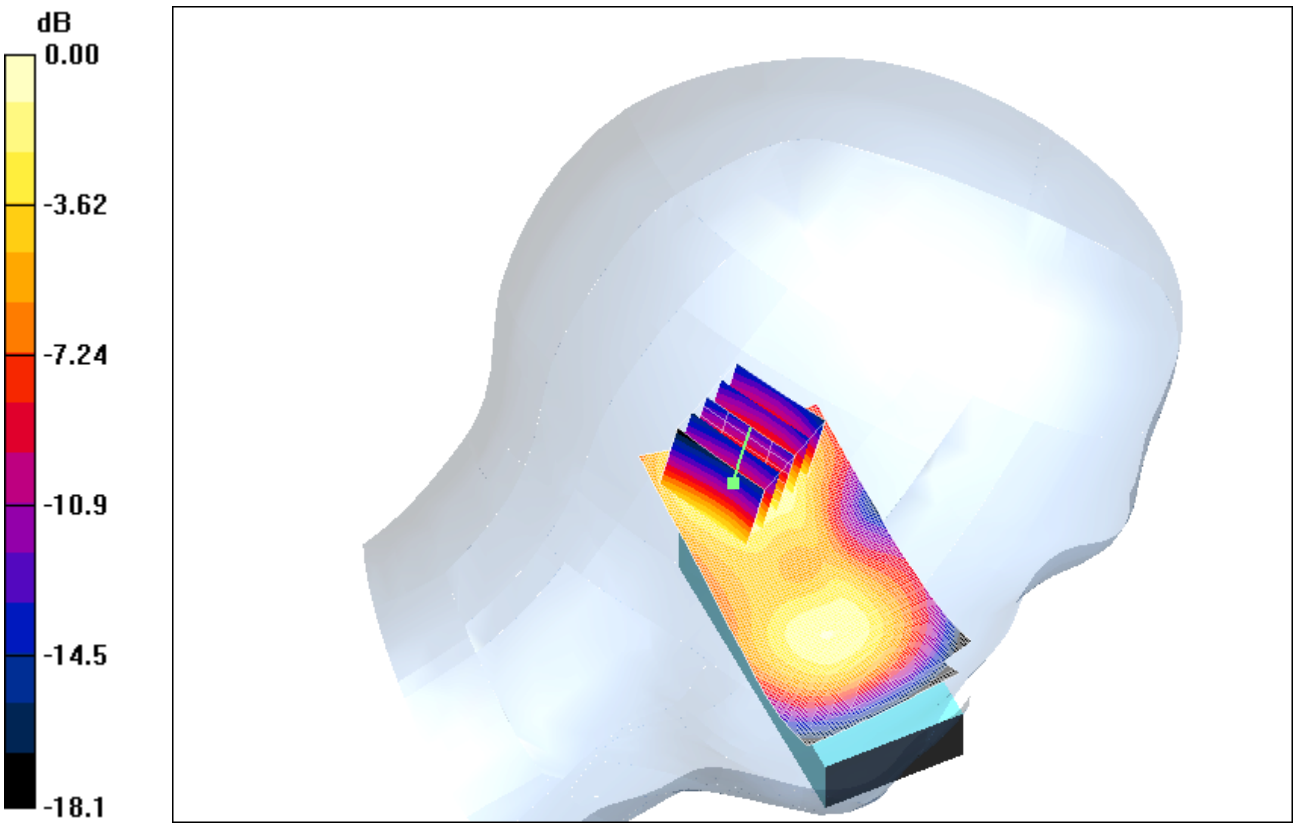

0 dB = 0.278mW/g

Date/Time: 2005-10-03 16:55:12Date/Time: 2005-10-03 17:04:09

Test Laboratory: Sony Ericsson Mobile Communications
File Name: ch661_Right_Tilt_051003_RP.da4

DUT: PY7-A1022012; Type: GSM Triple Band; Serial: #3375
Program Name: Head SAR Measurement

Communication System: GSM 1900; Frequency: 1880 MHz;Duty Cycle: 1:8.3
Medium parameters used: f = 1880 MHz; σ = 1.45 mho/m; ε_r = 38.2; ρ = 1000 kg/m^3
Phantom section: Right Section

DASY4 Configuration:
- Probe: ET3DV6 - SN1815; ConvF(5.31, 5.31, 5.31); Calibrated: 2005-01-20
- Sensor-Surface: 4mm (Mechanical Surface Detection)
- Electronics: DAE3 Sn433; Calibrated: 2005-03-15
- Phantom: SAM 6; Type: SAM; Serial: 1351
- Measurement SW: DASY4, V4.5 Build 19; Postprocessing SW: SEMCAD, V1.8 Build 146

Right, Tilt/Area Scan (61x121x1): Measurement grid: dx=10mm, dy=10mm
Maximum value of SAR (interpolated) = 0.375 mW/g

Right, Tilt/Zoom Scan (5x5x7)/Cube 0: Measurement grid: dx=8mm, dy=8mm, dz=5mm
Reference Value = 15.5 V/m; Power Drift = -0.025 dB
Peak SAR (extrapolated) = 0.555 W/kg
SAR(1 g) = 0.341 mW/g; SAR(10 g) = 0.193 mW/g
Maximum value of SAR (measured) = 0.374 mW/g

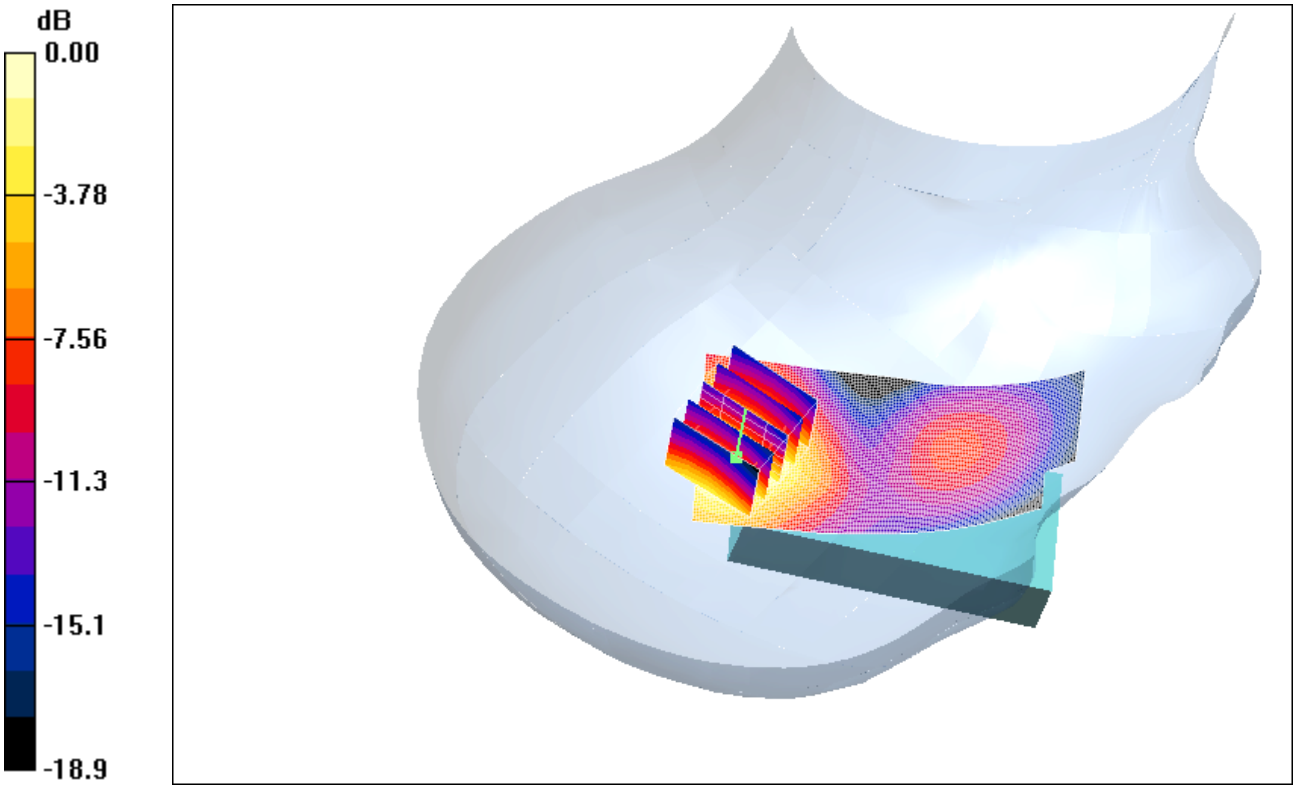

0 dB = 0.374mW/g

Date/Time: 2005-10-03 15:31:59 Date/Time: 2005-10-03 15:47:19

Test Laboratory: Sony Ericsson Mobile Communications
File Name: ch661_Right_Cheek_051003_RP.da4

DUT: PY7-A1022012; Type: GSM Triple Band; Serial: #3375
Program Name: Head SAR Measurement

Communication System: GSM 1900; Frequency: 1880 MHz;Duty Cycle: 1:8.3
Medium parameters used: f = 1880 MHz; σ = 1.45 mho/m; ε_r = 38.2; ρ = 1000 kg/m^3
Phantom section: Right Section

DASY4 Configuration:
- Probe: ET3DV6 - SN1815; ConvF(5.31, 5.31, 5.31); Calibrated: 2005-01-20
- Sensor-Surface: 4mm (Mechanical Surface Detection)
- Electronics: DAE3 Sn433; Calibrated: 2005-03-15
- Phantom: SAM 6; Type: SAM; Serial: 1351
- Measurement SW: DASY4, V4.5 Build 19; Postprocessing SW: SEMCAD, V1.8 Build 146

Right, Cheek/Area Scan (61x121x1): Measurement grid: dx=10mm, dy=10mm
Maximum value of SAR (interpolated) = 0.339 mW/g

Right, Cheek/Zoom Scan (5x5x7)/Cube 0: Measurement grid: dx=8mm, dy=8mm, dz=5mm
Reference Value = 14.4 V/m; Power Drift = -0.057 dB
Peak SAR (extrapolated) = 0.510 W/kg
SAR(1 g) = 0.305 mW/g; SAR(10 g) = 0.174 mW/g
Maximum value of SAR (measured) = 0.337 mW/g

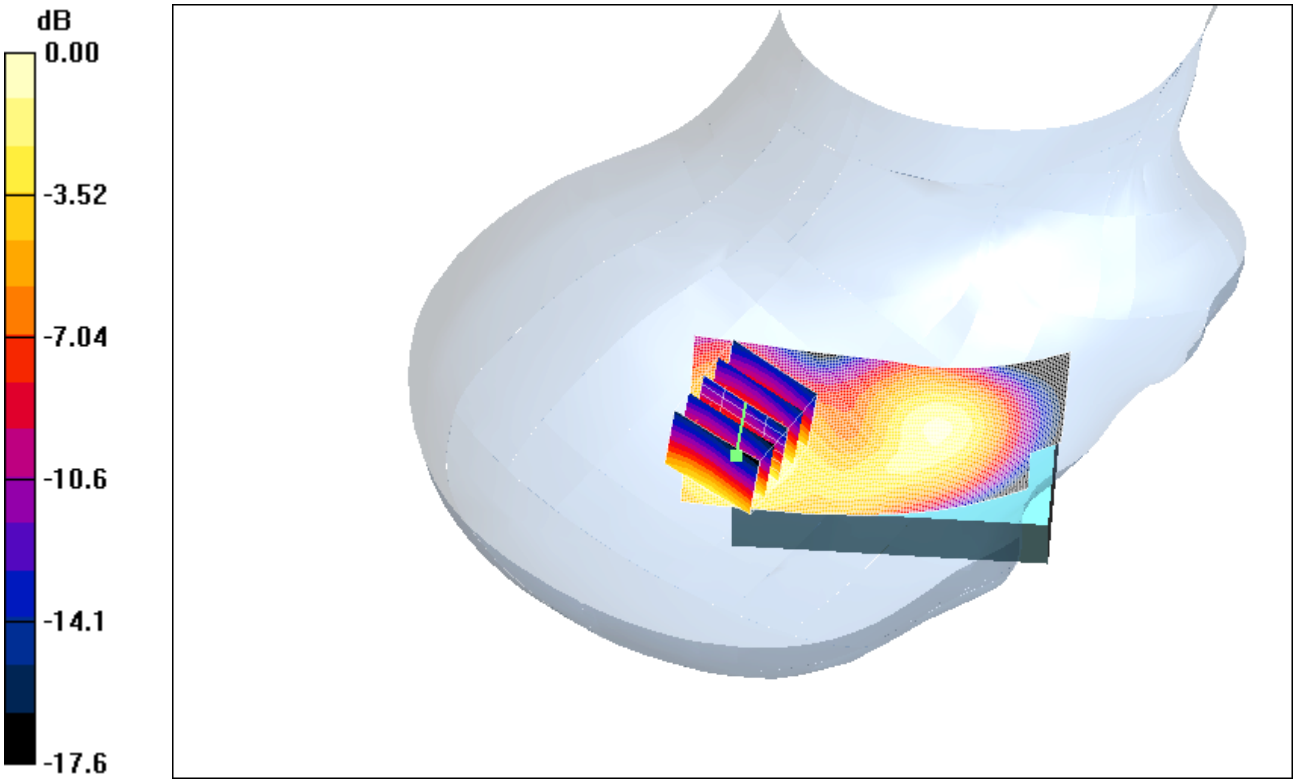

0 dB = 0.337mW/g

Date/Time: 2005-10-04 12:43:35 Date/Time: 2005-10-04 12:52:38

Test Laboratory: Sony Ericsson Mobile Communications
File Name: ch661_Left_Tilt_051004_RP.da4

DUT: PY7-A1022012; Type: GSM Triple Band; Serial: #3375
Program Name: Head SAR Measurement

Communication System: GSM 1900; Frequency: 1880 MHz;Duty Cycle: 1:8.3
Medium parameters used: f = 1880 MHz; σ = 1.45 mho/m; ε_r = 38.2; ρ = 1000 kg/m^3
Phantom section: Left Section

DASY4 Configuration:
- Probe: ET3DV6 - SN1815; ConvF(5.31, 5.31, 5.31); Calibrated: 2005-01-20
- Sensor-Surface: 4mm (Mechanical Surface Detection)
- Electronics: DAE3 Sn433; Calibrated: 2005-03-15
- Phantom: SAM 6; Type: SAM; Serial: 1351
- Measurement SW: DASY4, V4.5 Build 19; Postprocessing SW: SEMCAD, V1.8 Build 146

Left, Tilt/Area Scan (61x121x1): Measurement grid: dx=10mm, dy=10mm
Maximum value of SAR (interpolated) = 0.356 mW/g

Left, Tilt/Zoom Scan (5x5x7)/Cube 0: Measurement grid: dx=8mm, dy=8mm, dz=5mm
Reference Value = 15.2 V/m; Power Drift = -0.043 dB
Peak SAR (extrapolated) = 0.499 W/kg
SAR(1 g) = 0.317 mW/g; SAR(10 g) = 0.184 mW/g
Maximum value of SAR (measured) = 0.350 mW/g

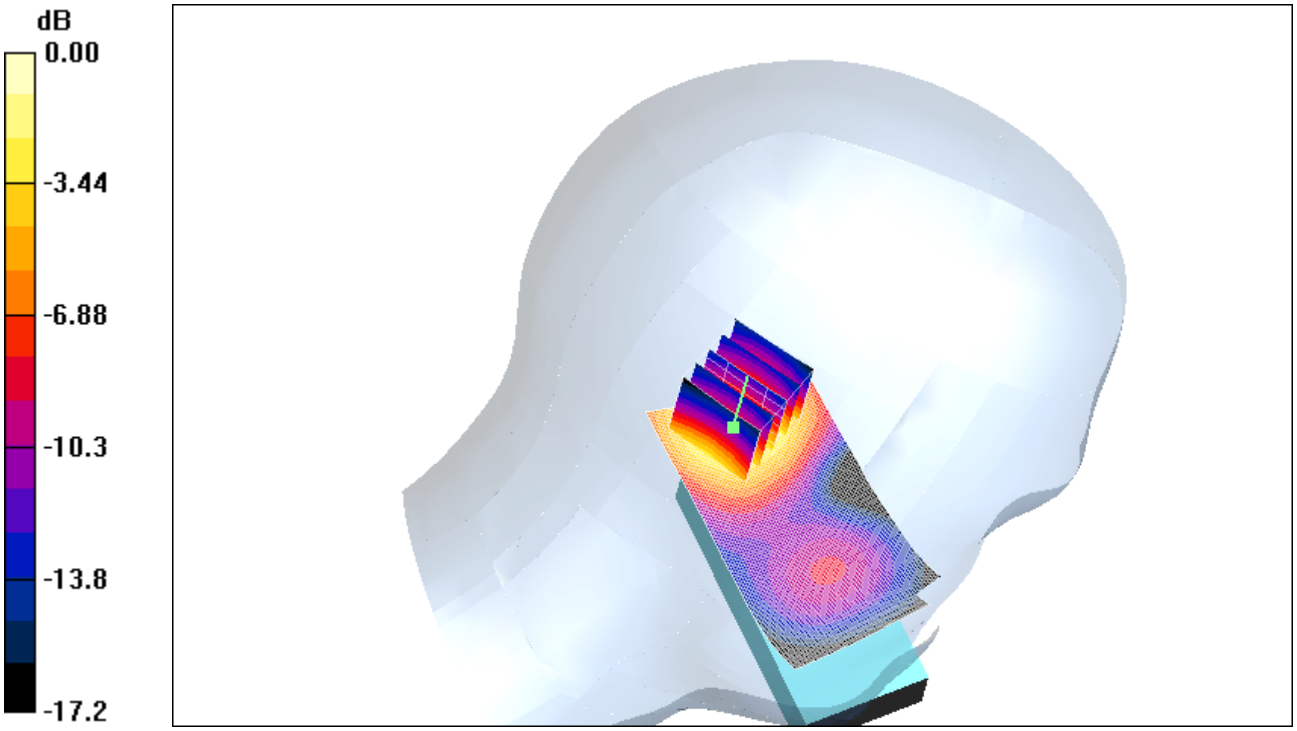

0 dB = 0.350mW/g

Date/Time: 2005-10-04 09:53:28 Date/Time: 2005-10-04 10:02:31

Test Laboratory: Sony Ericsson Mobile Communications
File Name: ch661_Left_Cheek_051004_RP.da4

DUT: PY7-A1022012; Type: GSM Triple Band; Serial: #3375
Program Name: Head SAR Measurement

Communication System: GSM 1900; Frequency: 1880 MHz;Duty Cycle: 1:8.3
Medium parameters used: f = 1880 MHz; σ = 1.45 mho/m; ε_r = 38.2; ρ = 1000 kg/m^3
Phantom section: Left Section

DASY4 Configuration:
- Probe: ET3DV6 - SN1815; ConvF(5.31, 5.31, 5.31); Calibrated: 2005-01-20
- Sensor-Surface: 4mm (Mechanical Surface Detection)
- Electronics: DAE3 Sn433; Calibrated: 2005-03-15
- Phantom: SAM 6; Type: SAM; Serial: 1351
- Measurement SW: DASY4, V4.5 Build 19; Postprocessing SW: SEMCAD, V1.8 Build 146

Left, Cheek/Area Scan (61x121x1): Measurement grid: dx=10mm, dy=10mm
Maximum value of SAR (interpolated) = 0.274 mW/g

Left, Cheek/Zoom Scan (5x5x7)/Cube 0: Measurement grid: dx=8mm, dy=8mm, dz=5mm
Reference Value = 13.7 V/m; Power Drift = -0.039 dB
Peak SAR (extrapolated) = 0.387 W/kg
SAR(1 g) = 0.246 mW/g; SAR(10 g) = 0.145 mW/g
Maximum value of SAR (measured) = 0.269 mW/g

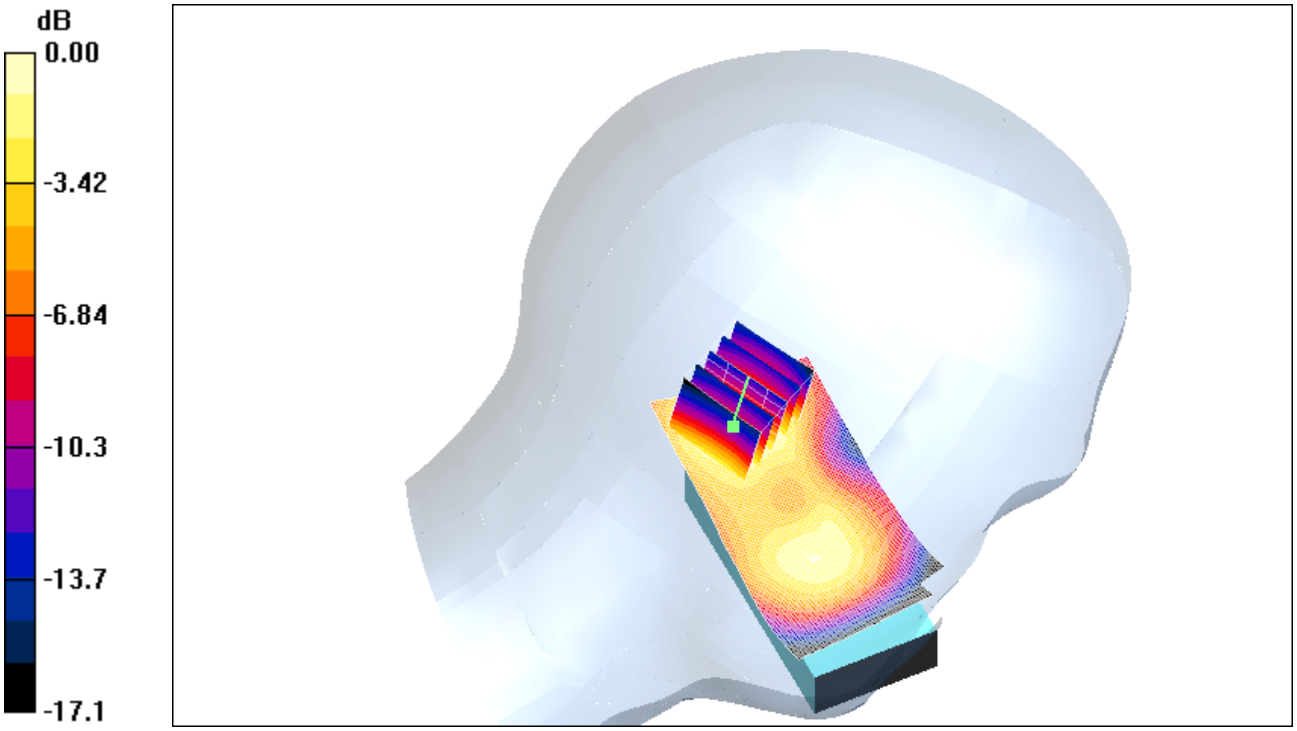

0 dB = 0.269mW/g

Date/Time: 2005-10-03 17:14:33 Date/Time: 2005-10-03 17:23:30

Test Laboratory: Sony Ericsson Mobile Communications
File Name: ch512_Right_Tilt_051003_RP.da4

DUT: PY7-A1022012; Type: GSM Triple Band; Serial: #3375
Program Name: Head SAR Measurement

Communication System: GSM 1900; Frequency: 1850.2 MHz;Duty Cycle: 1:8.3
Medium parameters used: f = 1850.2 MHz; σ = 1.42 mho/m; ε_r = 38.3; ρ = 1000 kg/m^3
Phantom section: Right Section

DASY4 Configuration:
- Probe: ET3DV6 - SN1815; ConvF(5.31, 5.31, 5.31); Calibrated: 2005-01-20
- Sensor-Surface: 4mm (Mechanical Surface Detection)
- Electronics: DAE3 Sn433; Calibrated: 2005-03-15
- Phantom: SAM 6; Type: SAM; Serial: 1351
- Measurement SW: DASY4, V4.5 Build 19; Postprocessing SW: SEMCAD, V1.8 Build 146

Right, Tilt/Area Scan (61x121x1): Measurement grid: dx=10mm, dy=10mm
Maximum value of SAR (interpolated) = 0.304 mW/g

Right, Tilt/Zoom Scan (5x5x7)/Cube 0: Measurement grid: dx=8mm, dy=8mm, dz=5mm
Reference Value = 13.9 V/m; Power Drift = -0.067 dB
Peak SAR (extrapolated) = 0.444 W/kg
SAR(1 g) = 0.275 mW/g; SAR(10 g) = 0.156 mW/g
Maximum value of SAR (measured) = 0.304 mW/g

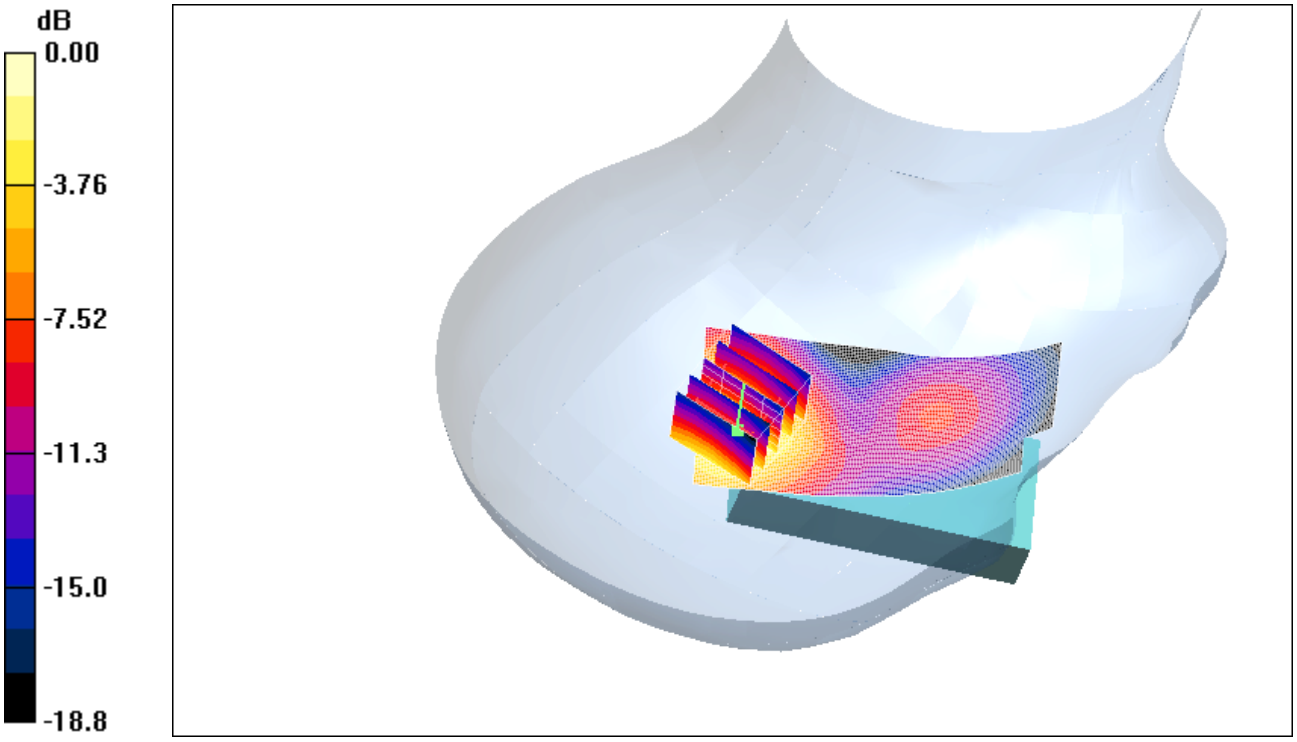

0 dB = 0.304mW/g

Date/Time: 2005-10-03 15:14:18Date/Time: 2005-10-03 15:23:14

Test Laboratory: Sony Ericsson Mobile Communications
File Name: ch512_Right_Cheek_051003_RP.da4

DUT: PY7-A1022012; Type: GSM Triple Band; Serial: #3375
Program Name: Head SAR Measurement

Communication System: GSM 1900; Frequency: 1850.2 MHz;Duty Cycle: 1:8.3
Medium parameters used: f = 1850.2 MHz; σ = 1.42 mho/m; ε_r = 38.3; ρ = 1000 kg/m^3
Phantom section: Right Section

DASY4 Configuration:
- Probe: ET3DV6 - SN1815; ConvF(5.31, 5.31, 5.31); Calibrated: 2005-01-20
- Sensor-Surface: 4mm (Mechanical Surface Detection)
- Electronics: DAE3 Sn433; Calibrated: 2005-03-15
- Phantom: SAM 6; Type: SAM; Serial: 1351
- Measurement SW: DASY4, V4.5 Build 19; Postprocessing SW: SEMCAD, V1.8 Build 146

Right, Cheek/Area Scan (61x121x1): Measurement grid: dx=10mm, dy=10mm
Maximum value of SAR (interpolated) = 0.306 mW/g

Right, Cheek/Zoom Scan (5x5x7)/Cube 0: Measurement grid: dx=8mm, dy=8mm, dz=5mm
Reference Value = 13.6 V/m; Power Drift = -0.094 dB
Peak SAR (extrapolated) = 0.452 W/kg
SAR(1 g) = 0.271 mW/g; SAR(10 g) = 0.154 mW/g
Maximum value of SAR (measured) = 0.300 mW/g

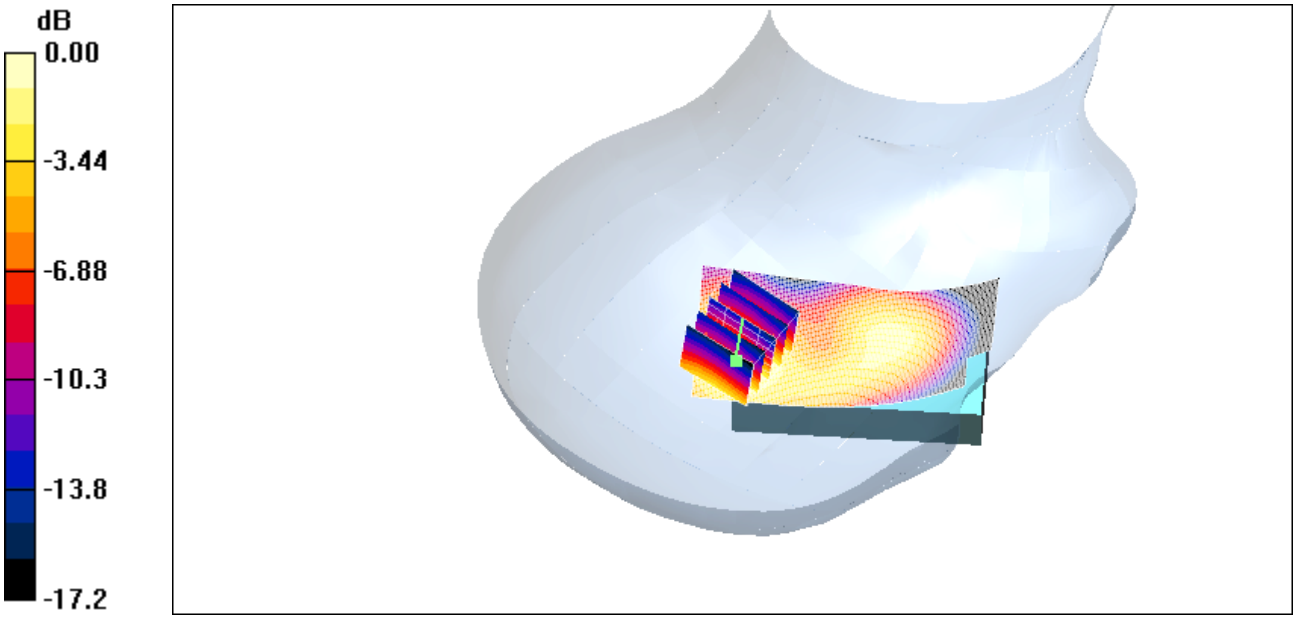

0 dB = 0.300mW/g

Date/Time: 2005-10-04 13:13:25

Test Laboratory: Sony Ericsson Mobile Communications
File Name: ch512_Left_Tilt_051004_RP.da4

DUT: PY7-A1022012; Type: GSM Triple Band; Serial: #3375
Program Name: Head SAR Measurement

Communication System: GSM 1900; Frequency: 1850.2 MHz;Duty Cycle: 1:8.3
Medium parameters used: f = 1850.2 MHz; σ = 1.42 mho/m; ε_r = 38.3; ρ = 1000 kg/m^3
Phantom section: Left Section

DASY4 Configuration:
- Probe: ET3DV6 - SN1815; ConvF(5.31, 5.31, 5.31); Calibrated: 2005-01-20
- Sensor-Surface: 4mm (Mechanical Surface Detection)
- Electronics: DAE3 Sn433; Calibrated: 2005-03-15
- Phantom: SAM 6; Type: SAM; Serial: 1351
- Measurement SW: DASY4, V4.5 Build 19; Postprocessing SW: SEMCAD, V1.8 Build 146

Left, Tilt/Area Scan (61x121x1): Measurement grid: dx=10mm, dy=10mm
Maximum value of SAR (interpolated) = 0.284 mW/g

Left, Tilt/Zoom Scan (5x5x7)/Cube 0: Measurement grid: dx=8mm, dy=8mm, dz=5mm
Reference Value = 13.4 V/m; Power Drift = -0.012 dB
Peak SAR (extrapolated) = 0.400 W/kg
SAR(1 g) = 0.255 mW/g; SAR(10 g) = 0.147 mW/g
Maximum value of SAR (measured) = 0.281 mW/g

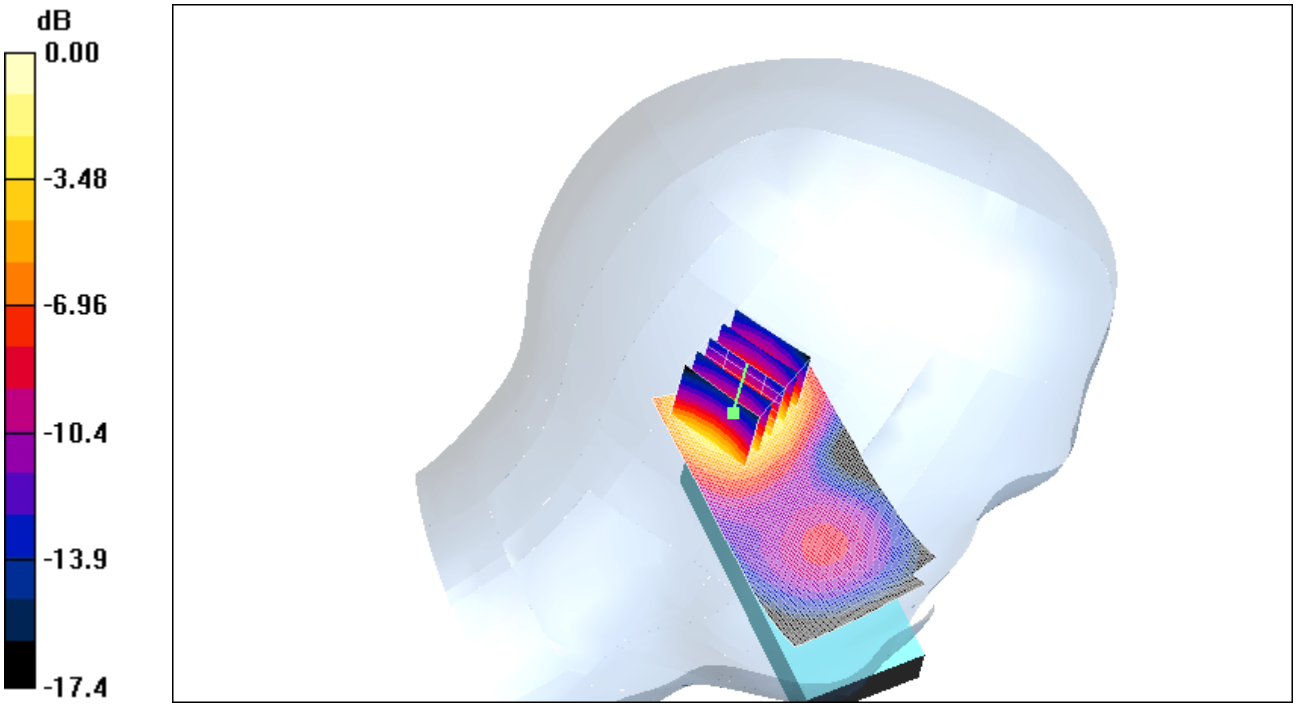

0 dB = 0.281mW/g

Date/Time: 2005-10-04 08:28:34 Date/Time: 2005-10-04 08:33:09

Test Laboratory: Sony Ericsson Mobile Communications
File Name: Verification1900MHz_Head_051004.da4

DUT: Dipole 1900 MHz; Type: D1900V2; Serial: D1900V2 - SN:5d002
Program Name: Verification Measurement on 1900MHz with HSL

Communication System: CW; Frequency: 1900 MHz;Duty Cycle: 1:1
Medium parameters used: f = 1900 MHz; σ = 1.47 mho/m; ε_r = 38.1; ρ = 1000 kg/m^3
Phantom section: Flat Section

DASY4 Configuration:
- Probe: ET3DV6 - SN1815; ConvF(5.31, 5.31, 5.31); Calibrated: 2005-01-20
- Sensor-Surface: 4mm (Mechanical Surface Detection)
- Electronics: DAE3 Sn433; Calibrated: 2005-03-15
- Phantom: SAM 6; Type: SAM; Serial: 1351
- Measurement SW: DASY4, V4.5 Build 19; Postprocessing SW: SEMCAD, V1.8 Build 146

Flat, 10mm/Area Scan (61x61x1): Measurement grid: dx=15mm, dy=15mm
Maximum value of SAR (interpolated) = 4.74 mW/g

Flat, 10mm/Zoom Scan (5x5x7)/Cube 0: Measurement grid: dx=8mm, dy=8mm, dz=5mm
Reference Value = 57.2 V/m; Power Drift = -0.047 dB
Peak SAR (extrapolated) = 6.85 W/kg
SAR(1 g) = 3.85 mW/g; SAR(10 g) = 2 mW/g
Maximum value of SAR (measured) = 4.26 mW/g



0 dB = 4.26mW/g

Date/Time: 2005-10-05 09:50:44Date/Time: 2005-10-05 09:55:08

Test Laboratory: Sony Ericsson Mobile Communications
File Name: Verification1900MHz_Body_051005.da4

DUT: Dipole 1900 MHz; Type: D1900V2; Serial: D1900V2 - SN:5d002
Program Name: Verification Measurement on 1900MHz with BSL

Communication System: CW; Frequency: 1900 MHz;Duty Cycle: 1:1
Medium parameters used: f = 1900 MHz; σ = 1.55 mho/m; ε_r = 51.6; ρ = 1000 kg/m^3
Phantom section: Flat Section

DASY4 Configuration:
- Probe: ET3DV6 - SN1815; ConvF(4.69, 4.69, 4.69); Calibrated: 2005-01-20
- Sensor-Surface: 4mm (Mechanical Surface Detection)
- Electronics: DAE3 Sn433; Calibrated: 2005-03-15
- Phantom: SAM 6; Type: SAM; Serial: 1351
- Measurement SW: DASY4, V4.5 Build 19; Postprocessing SW: SEMCAD, V1.8 Build 146

Flat, 10mm/Area Scan (61x61x1): Measurement grid: dx=15mm, dy=15mm
Maximum value of SAR (interpolated) = 4.74 mW/g

Flat, 10mm/Zoom Scan (5x5x7)/Cube 0: Measurement grid: dx=8mm, dy=8mm, dz=5mm
Reference Value = 54.1 V/m; Power Drift = -0.025 dB
Peak SAR (extrapolated) = 6.53 W/kg
SAR(1 g) = 3.87 mW/g; SAR(10 g) = 2.05 mW/g
Maximum value of SAR (measured) = 4.33 mW/g



0 dB = 4.33mW/g

Date/Time: 2005-10-11 13:08:44 Date/Time: 2005-10-11 13:17:22

Test Laboratory: Sony Ericsson Mobile Communications
File Name: ch810_Flat_15mm_Front_GPRS2Slots_051011_RP.da4

DUT: PY7-A1022012; Type: GSM Triple Band; Serial: #3375
Program Name: Body SAR Measurement

Communication System: GSM1900_GPRS; Frequency: 1909.8 MHz;Duty Cycle: 1:4.15
Medium parameters used: f = 1909.8 MHz; σ = 1.56 mho/m; ε_r = 52.3; ρ = 1000 kg/m^3
Phantom section: Flat Section

DASY4 Configuration:
- Probe: ET3DV6 - SN1815; ConvF(4.69, 4.69, 4.69); Calibrated: 2005-01-20
- Sensor-Surface: 4mm (Mechanical Surface Detection)
- Electronics: DAE3 Sn433; Calibrated: 2005-03-15
- Phantom: SAM 6; Type: SAM; Serial: 1351
- Measurement SW: DASY4, V4.5 Build 19; Postprocessing SW: SEMCAD, V1.8 Build 146

Flat, 15mm/Area Scan (61x121x1): Measurement grid: dx=10mm, dy=10mm
Maximum value of SAR (interpolated) = 0.130 mW/g

Flat, 15mm/Zoom Scan (5x5x7)/Cube 0: Measurement grid: dx=8mm, dy=8mm, dz=5mm
Reference Value = 9.08 V/m; Power Drift = -0.042 dB
Peak SAR (extrapolated) = 0.163 W/kg
SAR(1 g) = 0.107 mW/g; SAR(10 g) = 0.068 mW/g
Maximum value of SAR (measured) = 0.114 mW/g

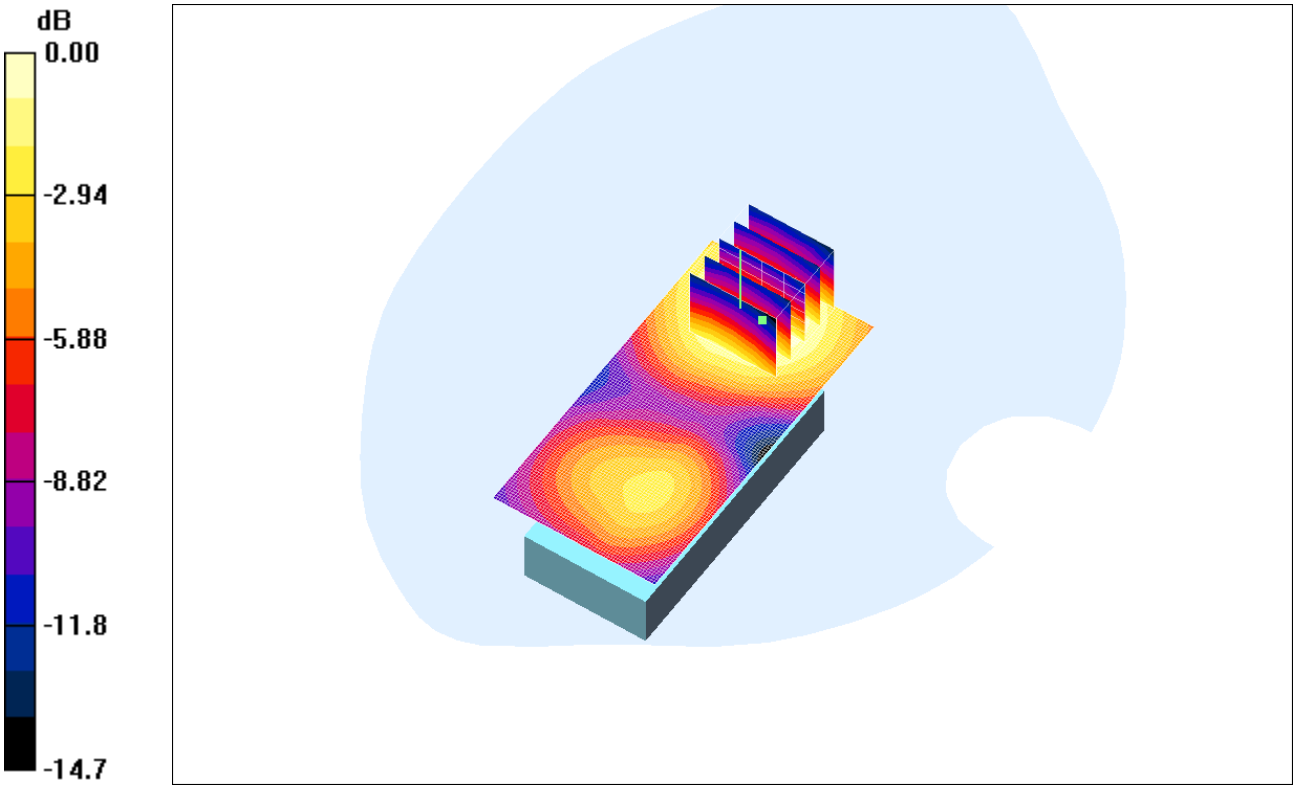

0 dB = 0.114mW/g

Date/Time: 2005-10-05 15:39:40Date/Time: 2005-10-05 15:48:13

Test Laboratory: Sony Ericsson Mobile Communications
File Name: ch810_Flat_15mm_Ant_HF_051005_RP.da4

DUT: PY7-A1022012; Type: GSM Triple Band; Serial: #3375
Program Name: Body SAR Measurement

Communication System: GSM 1900; Frequency: 1909.8 MHz;Duty Cycle: 1:8.3
Medium parameters used: f = 1909.8 MHz; σ = 1.56 mho/m; ε_r = 51.6; ρ = 1000 kg/m^3
Phantom section: Flat Section

DASY4 Configuration:
- Probe: ET3DV6 - SN1815; ConvF(4.69, 4.69, 4.69); Calibrated: 2005-01-20
- Sensor-Surface: 4mm (Mechanical Surface Detection)
- Electronics: DAE3 Sn433; Calibrated: 2005-03-15
- Phantom: SAM 6; Type: SAM; Serial: 1351
- Measurement SW: DASY4, V4.5 Build 19; Postprocessing SW: SEMCAD, V1.8 Build 146

Flat, 15mm/Area Scan (61x121x1): Measurement grid: dx=10mm, dy=10mm
Maximum value of SAR (interpolated) = 0.871 mW/g

Flat, 15mm/Zoom Scan (5x5x7)/Cube 0: Measurement grid: dx=8mm, dy=8mm, dz=5mm
Reference Value = 23.5 V/m; Power Drift = -0.035 dB
Peak SAR (extrapolated) = 1.29 W/kg
SAR(1 g) = 0.763 mW/g; SAR(10 g) = 0.415 mW/g
Maximum value of SAR (measured) = 0.861 mW/g



0 dB = 0.861mW/g

Date/Time: 2005-10-11 12:45:52Date/Time: 2005-10-11 12:54:43Date/Time: 2005-10-11 13:05:37

Test Laboratory: Sony Ericsson Mobile Communications
File Name: ch810_Flat_15mm_Ant_GPRS2Slots_051011_RP.da4

DUT: PY7-A1022012; Type: GSM Triple Band; Serial: #3375
Program Name: Body SAR Measurement

Communication System: GSM1900_GPRS; Frequency: 1909.8 MHz;Duty Cycle: 1:4.15
Medium parameters used: f = 1909.8 MHz; σ = 1.56 mho/m; ε_r = 52.3; ρ = 1000 kg/m^3
Phantom section: Flat Section

DASY4 Configuration:
- Probe: ET3DV6 - SN1815; ConvF(4.69, 4.69, 4.69); Calibrated: 2005-01-20
- Sensor-Surface: 4mm (Mechanical Surface Detection)Sensor-Surface: 0mm (Fix Surface)
- Electronics: DAE3 Sn433; Calibrated: 2005-03-15
- Phantom: SAM 6; Type: SAM; Serial: 1351
- Measurement SW: DASY4, V4.5 Build 19; Postprocessing SW: SEMCAD, V1.8 Build 146

Flat, 15mm/Area Scan (61x121x1): Measurement grid: dx=10mm, dy=10mm
Maximum value of SAR (interpolated) = 1.38 mW/g

Flat, 15mm/Zoom Scan (5x5x7)/Cube 0: Measurement grid: dx=8mm, dy=8mm, dz=5mm
Reference Value = 29.1 V/m; Power Drift = 0.00 dB
Peak SAR (extrapolated) = 2.07 W/kg
SAR(1 g) = 1.22 mW/g; SAR(10 g) = 0.650 mW/g
Maximum value of SAR (measured) = 1.37 mW/g

Flat, 15mm/Z Scan (1x1x16): Measurement grid: dx=20mm, dy=20mm, dz=20mm
Maximum value of SAR (interpolated) = 0.427 mW/g

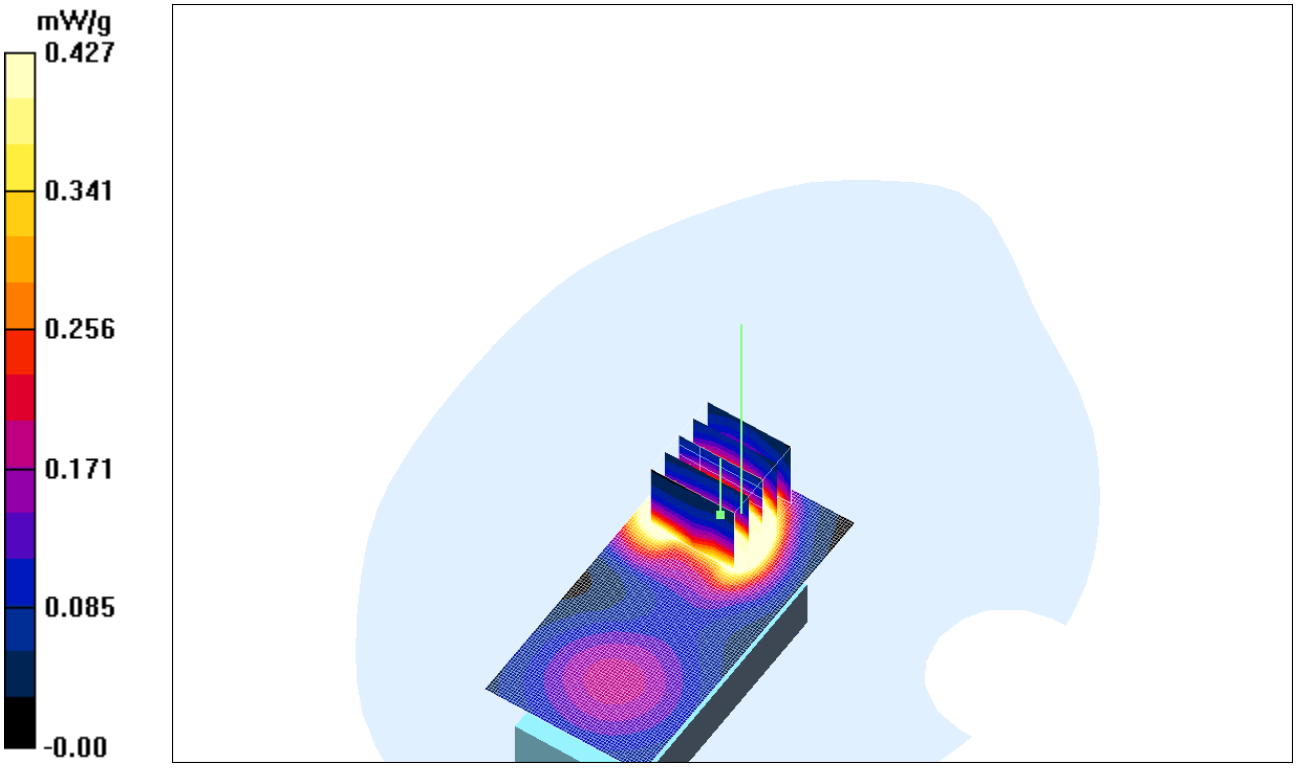

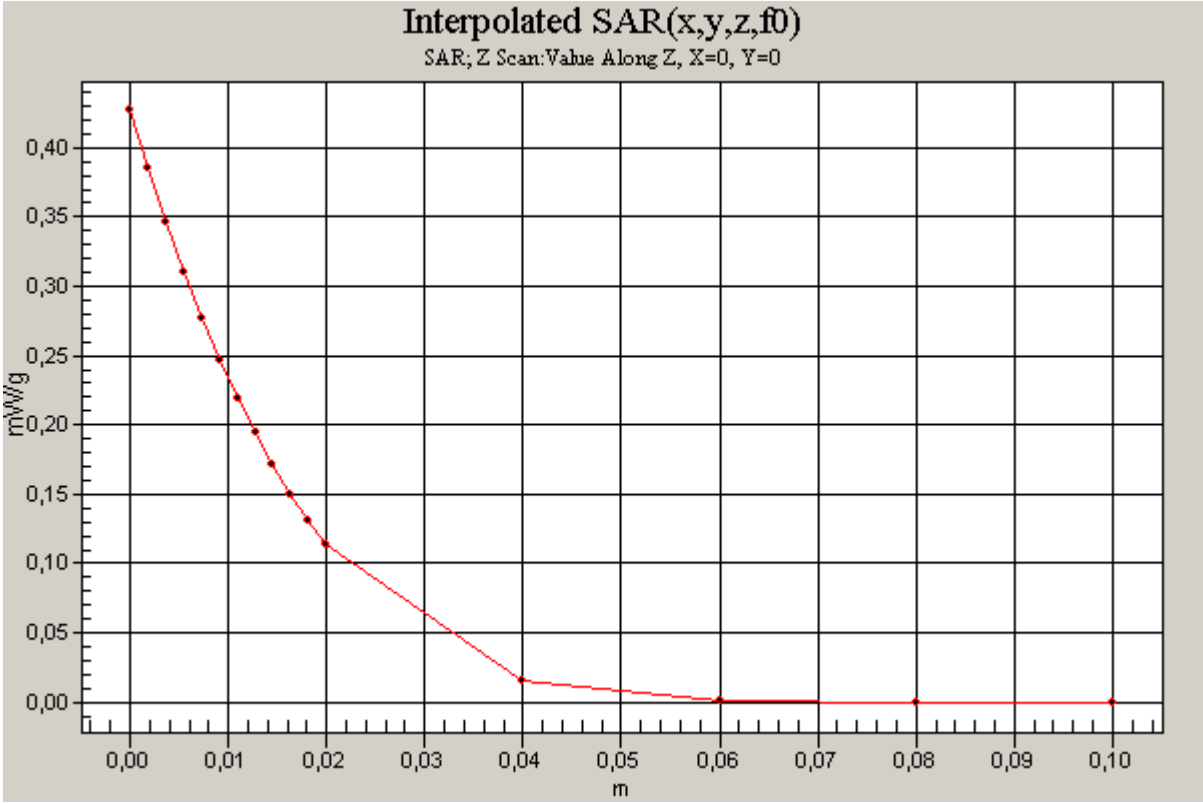
Interpolated SAR(x,y,z,f0)
SAR; Z Scan:Value Along Z, X=0, Y=0
mW/g
0,40
0,35
0,30
0,25
0,20
0,15
0,10
0,05
0,00
0,00
0,01
0,02
0,03
0,04
0,05
0,06
0,07
0,08
0,09
0,10
m

Date/Time: 2005-10-05 16:00:43Date/Time: 2005-10-05 16:09:22

Test Laboratory: Sony Ericsson Mobile Communications
File Name: ch810_Flat_15mm_Ant_BT_051005_RP.da4

DUT: PY7-A1022012; Type: GSM Triple Band; Serial: #3375
Program Name: Body SAR Measurement

Communication System: GSM 1900; Frequency: 1909.8 MHz;Duty Cycle: 1:8.3
Medium parameters used: f = 1909.8 MHz; σ = 1.56 mho/m; ε_r = 51.6; ρ = 1000 kg/m^3
Phantom section: Flat Section

DASY4 Configuration:
- Probe: ET3DV6 - SN1815; ConvF(4.69, 4.69, 4.69); Calibrated: 2005-01-20
- Sensor-Surface: 4mm (Mechanical Surface Detection)
- Electronics: DAE3 Sn433; Calibrated: 2005-03-15
- Phantom: SAM 6; Type: SAM; Serial: 1351
- Measurement SW: DASY4, V4.5 Build 19; Postprocessing SW: SEMCAD, V1.8 Build 146

Flat, 15mm/Area Scan (61x121x1): Measurement grid: dx=10mm, dy=10mm
Maximum value of SAR (interpolated) = 0.908 mW/g

Flat, 15mm/Zoom Scan (5x5x7)/Cube 0: Measurement grid: dx=8mm, dy=8mm, dz=5mm
Reference Value = 24.9 V/m; Power Drift = -0.022 dB
Peak SAR (extrapolated) = 1.32 W/kg
SAR(1 g) = 0.792 mW/g; SAR(10 g) = 0.431 mW/g
Maximum value of SAR (measured) = 0.892 mW/g



0 dB = 0.892mW/g

Date/Time: 2005-10-11 13:38:38Date/Time: 2005-10-11 13:47:12

Test Laboratory: Sony Ericsson Mobile Communications
File Name: ch661_Flat_15mm_Front_GPRS2Slots_051011_RP.da4

DUT: PY7-A1022012; Type: GSM Triple Band; Serial: #3375
Program Name: Body SAR Measurement

Communication System: GSM1900_GPRS; Frequency: 1880 MHz;Duty Cycle: 1:4.15
Medium parameters used: f = 1880 MHz; σ = 1.52 mho/m; ε_r = 52.4; ρ = 1000 kg/m^3
Phantom section: Flat Section

DASY4 Configuration:
- Probe: ET3DV6 - SN1815; ConvF(4.69, 4.69, 4.69); Calibrated: 2005-01-20
- Sensor-Surface: 4mm (Mechanical Surface Detection)
- Electronics: DAE3 Sn433; Calibrated: 2005-03-15
- Phantom: SAM 6; Type: SAM; Serial: 1351
- Measurement SW: DASY4, V4.5 Build 19; Postprocessing SW: SEMCAD, V1.8 Build 146

Flat, 15mm/Area Scan (61x121x1): Measurement grid: dx=10mm, dy=10mm
Maximum value of SAR (interpolated) = 0.109 mW/g

Flat, 15mm/Zoom Scan (5x5x7)/Cube 0: Measurement grid: dx=8mm, dy=8mm, dz=5mm
Reference Value = 8.92 V/m; Power Drift = -0.072 dB
Peak SAR (extrapolated) = 0.149 W/kg
SAR(1 g) = 0.101 mW/g; SAR(10 g) = 0.064 mW/g
Maximum value of SAR (measured) = 0.109 mW/g



0 dB = 0.109mW/g

Date/Time: 2005-10-05 15:15:08Date/Time: 2005-10-05 15:23:45

Test Laboratory: Sony Ericsson Mobile Communications
File Name: ch661_Flat_15mm_Ant_HF_051005_RP.da4

DUT: PY7-A1022012; Type: GSM Triple Band; Serial: #3375
Program Name: Body SAR Measurement

Communication System: GSM 1900; Frequency: 1880 MHz;Duty Cycle: 1:8.3
Medium parameters used: f = 1880 MHz; σ = 1.52 mho/m; ε_r = 51.7; ρ = 1000 kg/m^3
Phantom section: Flat Section

DASY4 Configuration:
- Probe: ET3DV6 - SN1815; ConvF(4.69, 4.69, 4.69); Calibrated: 2005-01-20
- Sensor-Surface: 4mm (Mechanical Surface Detection)
- Electronics: DAE3 Sn433; Calibrated: 2005-03-15
- Phantom: SAM 6; Type: SAM; Serial: 1351
- Measurement SW: DASY4, V4.5 Build 19; Postprocessing SW: SEMCAD, V1.8 Build 146

Flat, 15mm/Area Scan (61x121x1): Measurement grid: dx=10mm, dy=10mm
Maximum value of SAR (interpolated) = 0.721 mW/g

Flat, 15mm/Zoom Scan (5x5x7)/Cube 0: Measurement grid: dx=8mm, dy=8mm, dz=5mm
Reference Value = 21.1 V/m; Power Drift = -0.00 dB
Peak SAR (extrapolated) = 1.01 W/kg
SAR(1 g) = 0.624 mW/g; SAR(10 g) = 0.345 mW/g
Maximum value of SAR (measured) = 0.703 mW/g



0 dB = 0.703mW/g

Date/Time: 2005-10-11 12:23:15Date/Time: 2005-10-11 12:31:51

Test Laboratory: Sony Ericsson Mobile Communications
File Name: ch661_Flat_15mm_Ant_GPRS2Slots_051011_RP.da4

DUT: PY7-A1022012; Type: GSM Triple Band; Serial: #3375
Program Name: Body SAR Measurement

Communication System: GSM1900_GPRS; Frequency: 1880 MHz;Duty Cycle: 1:4.15
Medium parameters used: f = 1880 MHz; σ = 1.52 mho/m; ε_r = 52.4; ρ = 1000 kg/m^3
Phantom section: Flat Section

DASY4 Configuration:
- Probe: ET3DV6 - SN1815; ConvF(4.69, 4.69, 4.69); Calibrated: 2005-01-20
- Sensor-Surface: 4mm (Mechanical Surface Detection)
- Electronics: DAE3 Sn433; Calibrated: 2005-03-15
- Phantom: SAM 6; Type: SAM; Serial: 1351
- Measurement SW: DASY4, V4.5 Build 19; Postprocessing SW: SEMCAD, V1.8 Build 146

Flat, 15mm/Area Scan (61x121x1): Measurement grid: dx=10mm, dy=10mm
Maximum value of SAR (interpolated) = 1.06 mW/g

Flat, 15mm/Zoom Scan (5x5x7)/Cube 0: Measurement grid: dx=8mm, dy=8mm, dz=5mm
Reference Value = 26.5 V/m; Power Drift = 0.010 dB
Peak SAR (extrapolated) = 1.53 W/kg
SAR(1 g) = 0.930 mW/g; SAR(10 g) = 0.506 mW/g
Maximum value of SAR (measured) = 1.04 mW/g

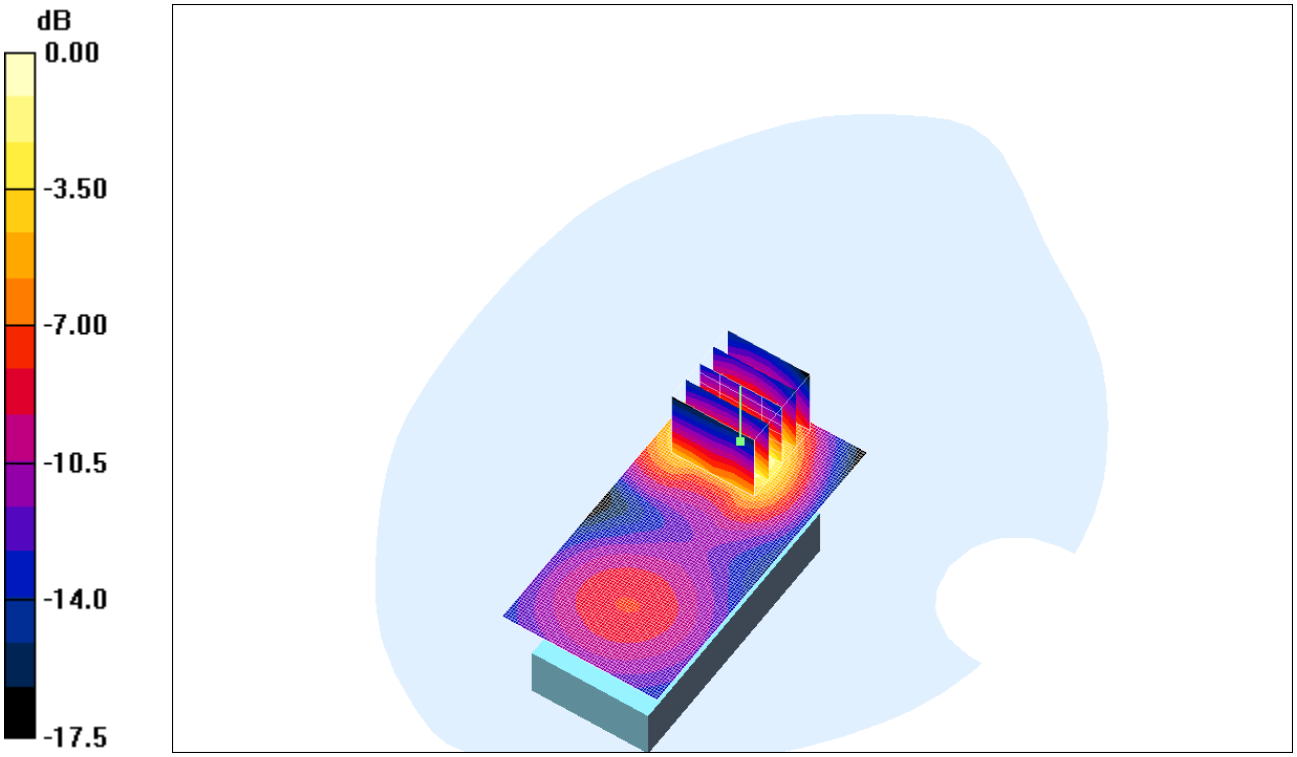

0 dB = 1.04mW/g

Date/Time: 2005-10-11 13:55:10 Date/Time: 2005-10-11 14:03:43

Test Laboratory: Sony Ericsson Mobile Communications
File Name: ch512_Flat_15mm_Front_GPRS2Slots_051011_RP.da4

DUT: PY7-A1022012; Type: GSM Triple Band; Serial: #3375
Program Name: Body SAR Measurement

Communication System: GSM1900_GPRS; Frequency: 1850.2 MHz;Duty Cycle: 1:4.15
Medium parameters used: f = 1850.2 MHz; σ = 1.48 mho/m; ε_r = 52.5; ρ = 1000 kg/m^3
Phantom section: Flat Section

DASY4 Configuration:
- Probe: ET3DV6 - SN1815; ConvF(4.69, 4.69, 4.69); Calibrated: 2005-01-20
- Sensor-Surface: 4mm (Mechanical Surface Detection)
- Electronics: DAE3 Sn433; Calibrated: 2005-03-15
- Phantom: SAM 6; Type: SAM; Serial: 1351
- Measurement SW: DASY4, V4.5 Build 19; Postprocessing SW: SEMCAD, V1.8 Build 146

Flat, 15mm/Area Scan (61x121x1): Measurement grid: dx=10mm, dy=10mm
Maximum value of SAR (interpolated) = 0.120 mW/g

Flat, 15mm/Zoom Scan (5x5x7)/Cube 0: Measurement grid: dx=8mm, dy=8mm, dz=5mm
Reference Value = 9.35 V/m; Power Drift = -0.059 dB
Peak SAR (extrapolated) = 0.162 W/kg
SAR(1 g) = 0.111 mW/g; SAR(10 g) = 0.071 mW/g
Maximum value of SAR (measured) = 0.120 mW/g

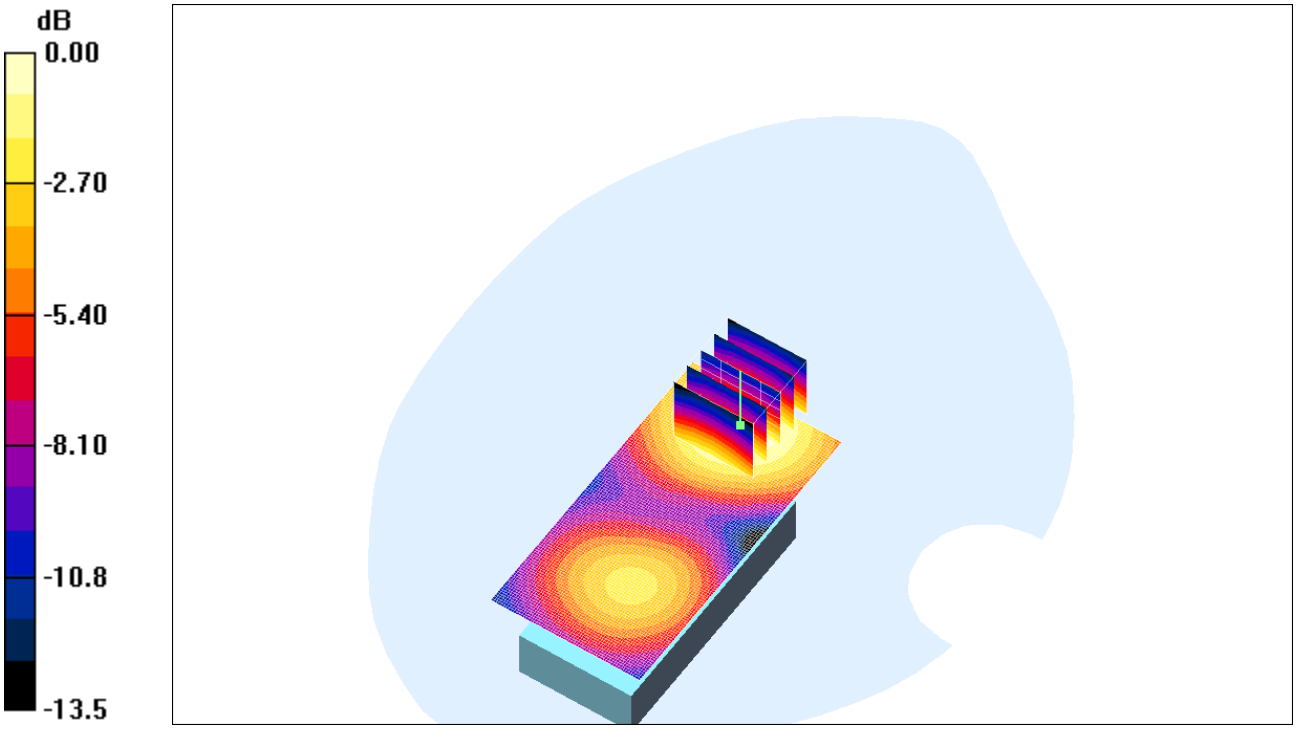

0 dB = 0.120mW/g

Date/Time: 2005-10-05 14:57:15Date/Time: 2005-10-05 15:05:49

Test Laboratory: Sony Ericsson Mobile Communications
File Name: ch512_Flat_15mm_Ant_HF_051005_RP.da4

DUT: PY7-A1022012; Type: GSM Triple Band; Serial: #3375
Program Name: Body SAR Measurement

Communication System: GSM 1900; Frequency: 1850.2 MHz;Duty Cycle: 1:8.3
Medium parameters used: f = 1850.2 MHz; σ = 1.48 mho/m; ε_r = 51.9; ρ = 1000 kg/m^3
Phantom section: Flat Section

DASY4 Configuration:
- Probe: ET3DV6 - SN1815; ConvF(4.69, 4.69, 4.69); Calibrated: 2005-01-20
- Sensor-Surface: 4mm (Mechanical Surface Detection)
- Electronics: DAE3 Sn433; Calibrated: 2005-03-15
- Phantom: SAM 6; Type: SAM; Serial: 1351
- Measurement SW: DASY4, V4.5 Build 19; Postprocessing SW: SEMCAD, V1.8 Build 146

Flat, 15mm/Area Scan (61x121x1): Measurement grid: dx=10mm, dy=10mm
Maximum value of SAR (interpolated) = 0.530 mW/g

Flat, 15mm/Zoom Scan (5x5x7)/Cube 0: Measurement grid: dx=8mm, dy=8mm, dz=5mm
Reference Value = 18.5 V/m; Power Drift = -0.050 dB
Peak SAR (extrapolated) = 0.748 W/kg
SAR(1 g) = 0.462 mW/g; SAR(10 g) = 0.257 mW/g
Maximum value of SAR (measured) = 0.521 mW/g



0 dB = 0.521mW/g

Date/Time: 2005-10-11 11:55:59 Date/Time: 2005-10-11 12:04:37

Test Laboratory: Sony Ericsson Mobile Communications
File Name: ch512_Flat_15mm_Ant_GPRS2Slots_051011_RP.da4

DUT: PY7-A1022012; Type: GSM Triple Band; Serial: #3375
Program Name: Body SAR Measurement

Communication System: GSM1900_GPRS; Frequency: 1850.2 MHz;Duty Cycle: 1:4.15
Medium parameters used: f = 1850.2 MHz; σ = 1.48 mho/m; ε_r = 52.5; ρ = 1000 kg/m^3
Phantom section: Flat Section

DASY4 Configuration:
- Probe: ET3DV6 - SN1815; ConvF(4.69, 4.69, 4.69); Calibrated: 2005-01-20
- Sensor-Surface: 4mm (Mechanical Surface Detection)
- Electronics: DAE3 Sn433; Calibrated: 2005-03-15
- Phantom: SAM 6; Type: SAM; Serial: 1351
- Measurement SW: DASY4, V4.5 Build 19; Postprocessing SW: SEMCAD, V1.8 Build 146

Flat, 15mm/Area Scan (61x121x1): Measurement grid: dx=10mm, dy=10mm
Maximum value of SAR (interpolated) = 1.24 mW/g

Flat, 15mm/Zoom Scan (5x5x7)/Cube 0: Measurement grid: dx=8mm, dy=8mm, dz=5mm
Reference Value = 29.6 V/m; Power Drift = -0.033 dB
Peak SAR (extrapolated) = 1.79 W/kg
SAR(1 g) = 1.08 mW/g; SAR(10 g) = 0.584 mW/g
Maximum value of SAR (measured) = 1.23 mW/g



0 dB = 1.23mW/g

Date/Time: 2005-10-11 10:24:53Date/Time: 2005-10-11 10:34:02

Test Laboratory: Sony Ericsson Mobile Communications
File Name: Verification1900MHz_Body_051011.da4

DUT: Dipole 1900 MHz; Type: D1900V2; Serial: D1900V2 - SN:5d002
Program Name: Verification Measurement on Body

Communication System: CW; Frequency: 1900 MHz;Duty Cycle: 1:1
Medium parameters used: f = 1900 MHz; σ = 1.54 mho/m; ε_r = 52.3; ρ = 1000 kg/m^3
Phantom section: Flat Section

DASY4 Configuration:
- Probe: ET3DV6 - SN1815; ConvF(4.69, 4.69, 4.69); Calibrated: 2005-01-20
- Sensor-Surface: 4mm (Mechanical Surface Detection)
- Electronics: DAE3 Sn433; Calibrated: 2005-03-15
- Phantom: SAM 6; Type: SAM; Serial: 1351
- Measurement SW: DASY4, V4.5 Build 19; Postprocessing SW: SEMCAD, V1.8 Build 146

Flat, 10mm/Area Scan (91x91x1): Measurement grid: dx=10mm, dy=10mm
Maximum value of SAR (interpolated) = 4.47 mW/g

Flat, 10mm/Zoom Scan (5x5x7)/Cube 0: Measurement grid: dx=8mm, dy=8mm, dz=5mm
Reference Value = 56.9 V/m; Power Drift = -0.030 dB
Peak SAR (extrapolated) = 6.44 W/kg
SAR(1 g) = 3.82 mW/g; SAR(10 g) = 2.03 mW/g
Maximum value of SAR (measured) = 4.31 mW/g

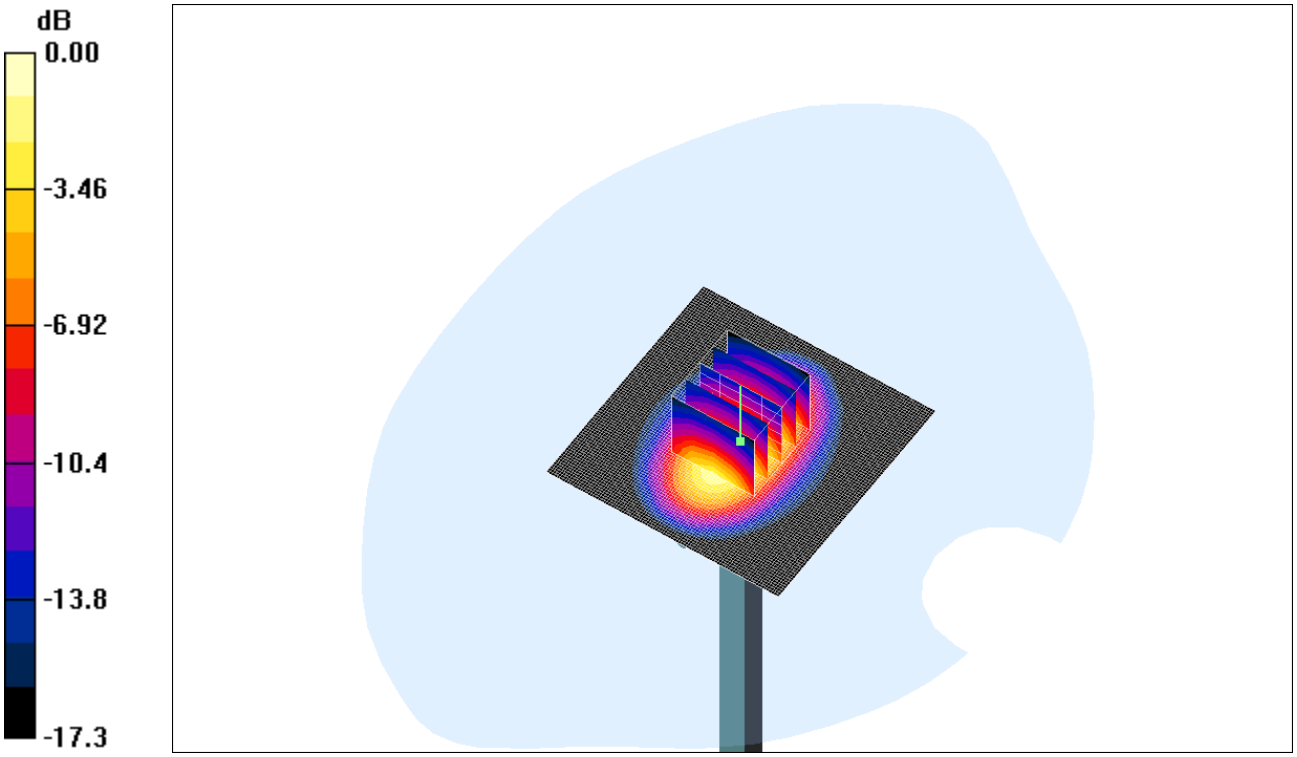

0 dB = 4.31mW/g