#01_GSM850_GPRS (4 Tx slots)_Left Cheek_Ch251

Communication System: GSM850; Frequency: 848.8 MHz;Duty Cycle: 1:2.08
Medium: HSL_850_150517 Medium parameters used: f = 849 MHz; σ = 0.891 mho/m; ε_r = 43; ρ = 1000 kg/m^3
Ambient Temperature：23.4 ℃; Liquid Temperature：22.4 ℃

DASY4 Configuration:
- Probe: EX3DV4 - SN3697; ConvF(8.93, 8.93, 8.93); Calibrated: 2014/9/29
- Sensor-Surface: 1.4mm (Mechanical Surface Detection)
- Electronics: DAE4 Sn1388; Calibrated: 2014/9/24
- Phantom: SAM_Right; Type: SAM; Serial: TP-1303
- ;Postprocessing SW: SEMCAD, V1.8 Build 159

Ch251/Area Scan (71x121x1): Measurement grid: dx=15mm, dy=15mm
Maximum value of SAR (interpolated) = 0.393 mW/g

Ch251/Zoom Scan (5x5x7)/Cube 0: Measurement grid: dx=8mm, dy=8mm, dz=5mm
Reference Value = 21.5 V/m; Power Drift = 0.092 dB
Peak SAR (extrapolated) = 0.413 W/kg
SAR(1 g) = 0.320 mW/g; SAR(10 g) = 0.244 mW/g
Maximum value of SAR (measured) = 0.381 mW/g



0 dB = 0.381mW/g

#02_GSM1900_GPRS (3 Tx slots)_Left Cheek_Ch810

Communication System: PCS; Frequency: 1909.8 MHz;Duty Cycle: 1:2.77
Medium: HSL_1900_150526 Medium parameters used: f = 1910 MHz; σ = 1.447 mho/m; ε_r = 39.727; ρ = 1000 kg/m^3
Ambient Temperature：23.2 ℃; Liquid Temperature：22.2 ℃

DASY5 Configuration:
- Probe: ES3DV3 - SN3270; ConvF(5.05, 5.05, 5.05); Calibrated: 2014/9/26;
- Sensor-Surface: 2mm (Mechanical Surface Detection)
- Electronics: DAE4 Sn916; Calibrated: 2014/12/29
- Phantom: SAM_Right; Type: QD000P40CC; Serial: TP:1383
- Measurement SW: DASY52, Version 52.8 (2);SEMCAD X Version 14.6.6 (6477)

Configuration/Ch810/Area Scan (71x121x1): Measurement grid: dx=15mm, dy=15mm
Maximum value of SAR (interpolated) = 0.0948 mW/g

Configuration/Ch810/Zoom Scan (5x5x7)/Cube 0: Measurement grid: dx=8mm, dy=8mm, dz=5mm
Reference Value = 8.164 V/m; Power Drift = 0.00 dB
Peak SAR (extrapolated) = 0.101 mW/g
SAR(1 g) = 0.066 mW/g; SAR(10 g) = 0.042 mW/g
Maximum value of SAR (measured) = 0.0839 mW/g



0 dB = 0.0839 mW/g = -21.52 dB mW/g

Test Laboratory: Sporton International Inc. SAR/HAC Testing Lab Date: 2015/5/17

#03_WCDMA V_RMC 12.2Kbps_Left Cheek_Ch4182

Communication System: WCDMA; Frequency: 836.4 MHz;Duty Cycle: 1:1
Medium: HSL_850_150517 Medium parameters used : f = 836.4 MHz; σ = 0.878 mho/m; ε_r = 43.1; ρ = 1000 kg/m^3
Ambient Temperature：23.4 ℃; Liquid Temperature：22.4 ℃

DASY4 Configuration:
- Probe: EX3DV4 - SN3697; ConvF(8.93, 8.93, 8.93); Calibrated: 2014/9/29
- Sensor-Surface: 1.4mm (Mechanical Surface Detection)
- Electronics: DAE4 Sn1388; Calibrated: 2014/9/24
- Phantom: SAM_Right; Type: SAM; Serial: TP-1303
- ;Postprocessing SW: SEMCAD, V1.8 Build 159

Ch4182/Area Scan (71x121x1): Measurement grid: dx=15mm, dy=15mm
Maximum value of SAR (interpolated) = 0.236 mW/g

Ch4182/Zoom Scan (5x5x7)/Cube 0: Measurement grid: dx=8mm, dy=8mm, dz=5mm
Reference Value = 17.0 V/m; Power Drift = 0.102 dB
Peak SAR (extrapolated) = 0.254 W/kg
SAR(1 g) = 0.196 mW/g; SAR(10 g) = 0.150 mW/g
Maximum value of SAR (measured) = 0.234 mW/g



0 dB = 0.234mW/g

#04_WCDMA IV_RMC 12.2Kbps_Right Cheek_Ch1312

Communication System: WCDMA; Frequency: 1712.4 MHz;Duty Cycle: 1:1
Medium: HSL_1750_150525 Medium parameters used: f = 1712.4 MHz; σ = 1.334 mho/m; ε_r = 39.909; ρ = 1000 kg/m^3
Ambient Temperature：23.4 ℃; Liquid Temperature：22.4 ℃

DASY5 Configuration:
- Probe: ES3DV3 - SN3270; ConvF(5.25, 5.25, 5.25); Calibrated: 2014/9/26;
- Sensor-Surface: 2mm (Mechanical Surface Detection)
- Electronics: DAE4 Sn916; Calibrated: 2014/12/29
- Phantom: SAM_Right; Type: QD000P40CC; Serial: TP:1383
- Measurement SW: DASY52, Version 52.8 (2);SEMCAD X Version 14.6.6 (6477)

Configuration/Ch1312/Area Scan (71x121x1): Measurement grid: dx=15mm, dy=15mm
Maximum value of SAR (interpolated) = 0.317 mW/g

Configuration/Ch1312/Zoom Scan (5x5x7)/Cube 0: Measurement grid: dx=8mm, dy=8mm, dz=5mm
Reference Value = 15.527 V/m; Power Drift = 0.02 dB
Peak SAR (extrapolated) = 0.372 mW/g
SAR(1 g) = 0.241 mW/g; SAR(10 g) = 0.158 mW/g
Maximum value of SAR (measured) = 0.299 mW/g



0 dB = 0.299 mW/g = -10.49 dB mW/g

#05_WCDMA II_RMC 12.2Kbps_Left Cheek_Ch9538

Communication System: WCDMA; Frequency: 1907.6 MHz;Duty Cycle: 1:1
Medium: HSL_1900_150526 Medium parameters used: f = 1908 MHz; σ = 1.445 mho/m; ε_r = 39.737; ρ = 1000 kg/m^3
Ambient Temperature：23.2 ℃; Liquid Temperature：22.2 ℃

DASY5 Configuration:
- Probe: ES3DV3 - SN3270; ConvF(5.05, 5.05, 5.05); Calibrated: 2014/9/26;
- Sensor-Surface: 2mm (Mechanical Surface Detection)
- Electronics: DAE4 Sn916; Calibrated: 2014/12/29
- Phantom: SAM_Right; Type: QD000P40CC; Serial: TP:1383
- Measurement SW: DASY52, Version 52.8 (2);SEMCAD X Version 14.6.6 (6477)

Configuration/Ch9538/Area Scan (71x121x1): Measurement grid: dx=15mm, dy=15mm
Maximum value of SAR (interpolated) = 0.261 mW/g

Configuration/Ch9538/Zoom Scan (5x5x7)/Cube 0: Measurement grid: dx=8mm, dy=8mm, dz=5mm
Reference Value = 13.622 V/m; Power Drift = -0.06 dB
Peak SAR (extrapolated) = 0.285 mW/g
SAR(1 g) = 0.182 mW/g; SAR(10 g) = 0.115 mW/g
Maximum value of SAR (measured) = 0.228 mW/g



0 dB = 0.228 mW/g = -12.84 dB mW/g

Test Laboratory: Sporton International Inc. SAR/HAC Testing Lab Date: 2015/5/25

#06_LTE Band 12_10M_QPSK_1RB_0offset_Right Cheek_Ch23095

Communication System: LTE; Frequency: 707.5 MHz;Duty Cycle: 1:1
Medium: HSL_750_150525 Medium parameters used: f = 707.5 MHz; σ = 0.858 mho/m; ε_r = 43.682; ρ = 1000 kg/m^3
Ambient Temperature：23.3 ℃; Liquid Temperature：22.3 ℃

DASY5 Configuration:
- Probe: ES3DV3 - SN3270; ConvF(6.62, 6.62, 6.62); Calibrated: 2014/9/26;
- Sensor-Surface: 2mm (Mechanical Surface Detection)
- Electronics: DAE4 Sn778; Calibrated: 2014/8/21
- Phantom: SAM_Left; Type: QD000P40CD; Serial: TP:1542
- Measurement SW: DASY52, Version 52.8 (2);SEMCAD X Version 14.6.6 (6477)

Configuration/Ch23095/Area Scan (71x121x1): Measurement grid: dx=15mm, dy=15mm
Maximum value of SAR (interpolated) = 0.101 mW/g

Configuration/Ch23095/Zoom Scan (5x5x7)/Cube 0: Measurement grid: dx=8mm, dy=8mm, dz=5mm
Reference Value = 11.443 V/m; Power Drift = 0.10 dB
Peak SAR (extrapolated) = 0.124 mW/g
SAR(1 g) = 0.089 mW/g; SAR(10 g) = 0.071 mW/g
Maximum value of SAR (measured) = 0.105 mW/g



0 dB = 0.105 mW/g = -19.58 dB mW/g

Test Laboratory: Sporton International Inc. SAR/HAC Testing Lab Date: 2015/5/25

#07_LTE Band 17_10M_QPSK_1RB_0offset_Right Cheek_Ch23790

Communication System: LTE; Frequency: 710 MHz;Duty Cycle: 1:1
Medium: HSL_750_150525 Medium parameters used: f = 710 MHz; σ = 0.86 mho/m; ε_r = 43.654; ρ = 1000 kg/m^3
Ambient Temperature：23.3 ℃; Liquid Temperature：22.3 ℃

DASY5 Configuration:
- Probe: ES3DV3 - SN3270; ConvF(6.62, 6.62, 6.62); Calibrated: 2014/9/26;
- Sensor-Surface: 2mm (Mechanical Surface Detection)
- Electronics: DAE4 Sn778; Calibrated: 2014/8/21
- Phantom: SAM_Left; Type: QD000P40CD; Serial: TP:1542
- Measurement SW: DASY52, Version 52.8 (2);SEMCAD X Version 14.6.6 (6477)

Configuration/Ch23790/Area Scan (71x121x1): Measurement grid: dx=15mm, dy=15mm
Maximum value of SAR (interpolated) = 0.0997 mW/g

Configuration/Ch23790/Zoom Scan (5x5x7)/Cube 0: Measurement grid: dx=8mm, dy=8mm, dz=5mm
Reference Value = 11.351 V/m; Power Drift = 0.10 dB
Peak SAR (extrapolated) = 0.122 mW/g
SAR(1 g) = 0.089 mW/g; SAR(10 g) = 0.072 mW/g
Maximum value of SAR (measured) = 0.104 mW/g



0 dB = 0.104 mW/g = -19.66 dB mW/g

Test Laboratory: Sporton International Inc. SAR/HAC Testing Lab Date: 2015/5/25

#08_LTE Band 13_10M_QPSK_1RB_0offset_Right Cheek_Ch23230

Communication System: LTE; Frequency: 782 MHz;Duty Cycle: 1:1
Medium: HSL_750_150525 Medium parameters used: f = 782 MHz; σ = 0.927 mho/m; ε_r = 42.716; ρ = 1000 kg/m^3
Ambient Temperature：23.3 ℃; Liquid Temperature：22.3 ℃

DASY5 Configuration:
- Probe: ES3DV3 - SN3270; ConvF(6.62, 6.62, 6.62); Calibrated: 2014/9/26;
- Sensor-Surface: 2mm (Mechanical Surface Detection)
- Electronics: DAE4 Sn778; Calibrated: 2014/8/21
- Phantom: SAM_Left; Type: QD000P40CD; Serial: TP:1542
- Measurement SW: DASY52, Version 52.8 (2);SEMCAD X Version 14.6.6 (6477)

Configuration/Ch23230/Area Scan (71x121x1): Measurement grid: dx=15mm, dy=15mm
Maximum value of SAR (interpolated) = 0.123 mW/g

Configuration/Ch23230/Zoom Scan (5x5x7)/Cube 0: Measurement grid: dx=8mm, dy=8mm, dz=5mm
Reference Value = 12.087 V/m; Power Drift = 0.09 dB
Peak SAR (extrapolated) = 0.152 mW/g
SAR(1 g) = 0.109 mW/g; SAR(10 g) = 0.086 mW/g
Maximum value of SAR (measured) = 0.127 mW/g



0 dB = 0.127 mW/g = -17.92 dB mW/g

#09_LTE Band 5_10M_QPSK_1RB_0offset_Left Cheek_Ch20525

Communication System: LTE; Frequency: 836.5 MHz;Duty Cycle: 1:1
Medium: HSL_850_150517 Medium parameters used : f = 836.5 MHz; σ = 0.878 mho/m; ε_r = 43.1; ρ = 1000 kg/m^3
Ambient Temperature：23.4 ℃； Liquid Temperature：22.4 ℃

DASY4 Configuration:
- Probe: EX3DV4 - SN3697; ConvF(8.93, 8.93, 8.93); Calibrated: 2014/9/29
- Sensor-Surface: 1.4mm (Mechanical Surface Detection)
- Electronics: DAE4 Sn1388; Calibrated: 2014/9/24
- Phantom: SAM_Right; Type: SAM; Serial: TP-1303
- ;Postprocessing SW: SEMCAD, V1.8 Build 159

Ch20525/Area Scan (71x121x1): Measurement grid: dx=15mm, dy=15mm
Maximum value of SAR (interpolated) = 0.188 mW/g

Ch20525/Zoom Scan (5x5x7)/Cube 0: Measurement grid: dx=8mm, dy=8mm, dz=5mm
Reference Value = 15.1 V/m; Power Drift = 0.153 dB
Peak SAR (extrapolated) = 0.196 W/kg
SAR(1 g) = 0.153 mW/g; SAR(10 g) = 0.118 mW/g
Maximum value of SAR (measured) = 0.184 mW/g



0 dB = 0.184mW/g

#10_LTE Band 4_20M_QPSK_1RB_0offset_Right Cheek_Ch20050

Communication System: LTE; Frequency: 1720 MHz;Duty Cycle: 1:1
Medium: HSL_1750_150525 Medium parameters used: f = 1720 MHz; σ = 1.341 mho/m; ε_r = 39.872; ρ = 1000 kg/m^3
Ambient Temperature：23.4 ℃; Liquid Temperature：22.4 ℃

DASY5 Configuration:
- Probe: ES3DV3 - SN3270; ConvF(5.25, 5.25, 5.25); Calibrated: 2014/9/26;
- Sensor-Surface: 2mm (Mechanical Surface Detection)
- Electronics: DAE4 Sn916; Calibrated: 2014/12/29
- Phantom: SAM_Right; Type: QD000P40CC; Serial: TP:1383
- Measurement SW: DASY52, Version 52.8 (2);SEMCAD X Version 14.6.6 (6477)

Configuration/Ch20050/Area Scan (71x121x1): Measurement grid: dx=15mm, dy=15mm
Maximum value of SAR (interpolated) = 0.322 mW/g

Configuration/Ch20050/Zoom Scan (5x5x7)/Cube 0: Measurement grid: dx=8mm, dy=8mm, dz=5mm
Reference Value = 15.525 V/m; Power Drift = -0.00 dB
Peak SAR (extrapolated) = 0.382 mW/g
SAR(1 g) = 0.246 mW/g; SAR(10 g) = 0.159 mW/g
Maximum value of SAR (measured) = 0.305 mW/g



0 dB = 0.305 mW/g = -10.31 dB mW/g

Test Laboratory: Sporton International Inc. SAR/HAC Testing Lab Date: 2015/5/26

#11_LTE Band 2_20M_QPSK_1RB_0offset_Right Cheek_Ch19100

Communication System: LTE; Frequency: 1900 MHz;Duty Cycle: 1:1
Medium: HSL_1900_150526 Medium parameters used: f = 1900 MHz; σ = 1.438 mho/m; ε_r = 39.776; ρ = 1000 kg/m^3
Ambient Temperature：23.2 ℃； Liquid Temperature：22.2 ℃

DASY5 Configuration:
- Probe: ES3DV3 - SN3270; ConvF(5.05, 5.05, 5.05); Calibrated: 2014/9/26;
- Sensor-Surface: 2mm (Mechanical Surface Detection)
- Electronics: DAE4 Sn916; Calibrated: 2014/12/29
- Phantom: SAM_Right; Type: QD000P40CC; Serial: TP:1383
- Measurement SW: DASY52, Version 52.8 (2);SEMCAD X Version 14.6.6 (6477)

Configuration/Ch19100/Area Scan (71x121x1): Measurement grid: dx=15mm, dy=15mm
Maximum value of SAR (interpolated) = 0.154 mW/g

Configuration/Ch19100/Zoom Scan (5x5x7)/Cube 0: Measurement grid: dx=8mm, dy=8mm, dz=5mm
Reference Value = 10.598 V/m; Power Drift = 0.03 dB
Peak SAR (extrapolated) = 0.177 mW/g
SAR(1 g) = 0.112 mW/g; SAR(10 g) = 0.071 mW/g
Maximum value of SAR (measured) = 0.142 mW/g



0 dB = 0.142 mW/g = -16.95 dB mW/g

#12_LTE Band 7_20M_QPSK_50RB_0offset_Right Cheek_Ch21100

Communication System: LTE; Frequency: 2535 MHz;Duty Cycle: 1:1
Medium: HSL_2600_150521 Medium parameters used: f = 2535 MHz; σ = 1.949 mho/m; ε_r = 38.69; ρ = 1000 kg/m^3
Ambient Temperature：23.4 ℃； Liquid Temperature：22.4 ℃

DASY5 Configuration:
- Probe: EX3DV4 - SN3955; ConvF(7.21, 7.21, 7.21); Calibrated: 2014/11/21;
- Sensor-Surface: 1.4mm (Mechanical Surface Detection)
- Electronics: DAE4 Sn1399; Calibrated: 2014/11/13
- Phantom: SAM_Right; Type: QD000P40CC; Serial: TP:1383
- Measurement SW: DASY52, Version 52.8 (2);SEMCAD X Version 14.6.6 (6477)

Configuration/Ch21100/Area Scan (91x151x1): Measurement grid: dx=12mm, dy=12mm
Maximum value of SAR (interpolated) = 0.190 mW/g

Configuration/Ch21100/Zoom Scan (7x7x7)/Cube 0: Measurement grid: dx=5mm, dy=5mm, dz=5mm
Reference Value = 10.797 V/m; Power Drift = 0.05 dB
Peak SAR (extrapolated) = 0.265 mW/g
SAR(1 g) = 0.134 mW/g; SAR(10 g) = 0.071 mW/g
Maximum value of SAR (measured) = 0.210 mW/g



0 dB = 0.210 mW/g = -13.56 dB mW/g

#13_WLAN2.4GHz_802.11b 1Mbps_Right Cheek_Ch6

Communication System: 802.11b; Frequency: 2437 MHz;Duty Cycle: 1:1.021
Medium: HSL_2450_150526 Medium parameters used: f = 2437 MHz; σ = 1.832 mho/m; ε_r = 38.135; ρ = 1000 kg/m^3
Ambient Temperature：23.4 ℃; Liquid Temperature：22.4 ℃

DASY5 Configuration:
- Probe: ES3DV3 - SN3270; ConvF(4.52, 4.52, 4.52); Calibrated: 2014/9/26;
- Sensor-Surface: 2mm (Mechanical Surface Detection)
- Electronics: DAE4 Sn916; Calibrated: 2014/12/29
- Phantom: SAM_Left; Type: QD000P40CD; Serial: TP:1542
- Measurement SW: DASY52, Version 52.8 (2);SEMCAD X Version 14.6.6 (6477)

Configuration/Ch6/Area Scan (91x171x1): Measurement grid: dx=12mm, dy=12mm
Maximum value of SAR (interpolated) = 1.26 mW/g

Configuration/Ch6/Zoom Scan (7x7x7)/Cube 0: Measurement grid: dx=5mm, dy=5mm, dz=5mm
Reference Value = 26.089 V/m; Power Drift = 0.03 dB
Peak SAR (extrapolated) = 2.111 mW/g
SAR(1 g) = 0.725 mW/g; SAR(10 g) = 0.336 mW/g
Maximum value of SAR (measured) = 1.16 mW/g



0 dB = 1.16 mW/g = 1.29 dB mW/g

#14_WLAN5GHz_802.11n-HT40 MCS0_Right Tilted_Ch62

Communication System: 802.11n; Frequency: 5310 MHz;Duty Cycle: 1:1.262
Medium: HSL_5G_150528 Medium parameters used: f = 5310 MHz; σ = 4.611 mho/m; ε_r = 36.72; ρ = 1000 kg/m^3
Ambient Temperature：23.4 ℃; Liquid Temperature：22.4 ℃

DASY5 Configuration:
- Probe: EX3DV4 - SN3578; ConvF(5.3, 5.3, 5.3); Calibrated: 2015/3/31;
- Sensor-Surface: 1.4mm (Mechanical Surface Detection)
- Electronics: DAE4 Sn916; Calibrated: 2014/12/29
- Phantom: SAM_Right; Type: QD000P40CC; Serial: TP:1383
- Measurement SW: DASY52, Version 52.8 (2);SEMCAD X Version 14.6.6 (6477)

Configuration/Ch62/Area Scan (101x201x1): Measurement grid: dx=10mm, dy=10mm
Maximum value of SAR (interpolated) = 0.762 mW/g

Configuration/Ch62/Zoom Scan (7x7x7)/Cube 0: Measurement grid: dx=4mm, dy=4mm, dz=1.4mm
Reference Value = 12.212 V/m; Power Drift = -0.05 dB
Peak SAR (extrapolated) = 2.361 mW/g
SAR(1 g) = 0.558 mW/g; SAR(10 g) = 0.128 mW/g
Maximum value of SAR (measured) = 1.32 mW/g



0 dB = 1.32 mW/g = 2.41 dB mW/g

#15_WLAN5GHz_802.11n-HT40 MCS0_Right Tilted_Ch102

Communication System: 802.11n; Frequency: 5510 MHz;Duty Cycle: 1:1.262
Medium: HSL_5G_150528 Medium parameters used: f = 5510 MHz; σ = 4.796 mho/m; ε_r = 36.433; ρ = 1000 kg/m^3
Ambient Temperature：23.4 ℃; Liquid Temperature：22.4 ℃

DASY5 Configuration:
- Probe: EX3DV4 - SN3578; ConvF(5.08, 5.08, 5.08); Calibrated: 2015/3/31;
- Sensor-Surface: 1.4mm (Mechanical Surface Detection)
- Electronics: DAE4 Sn916; Calibrated: 2014/12/29
- Phantom: SAM_Right; Type: QD000P40CC; Serial: TP:1383
- Measurement SW: DASY52, Version 52.8 (2);SEMCAD X Version 14.6.6 (6477)

Configuration/Ch102/Area Scan (101x201x1): Measurement grid: dx=10mm, dy=10mm
Maximum value of SAR (interpolated) = 0.605 mW/g

Configuration/Ch102/Zoom Scan (7x7x7)/Cube 0: Measurement grid: dx=4mm, dy=4mm, dz=1.4mm
Reference Value = 11.404 V/m; Power Drift = -0.03 dB
Peak SAR (extrapolated) = 2.129 mW/g
SAR(1 g) = 0.511 mW/g; SAR(10 g) = 0.136 mW/g
Maximum value of SAR (measured) = 1.29 mW/g

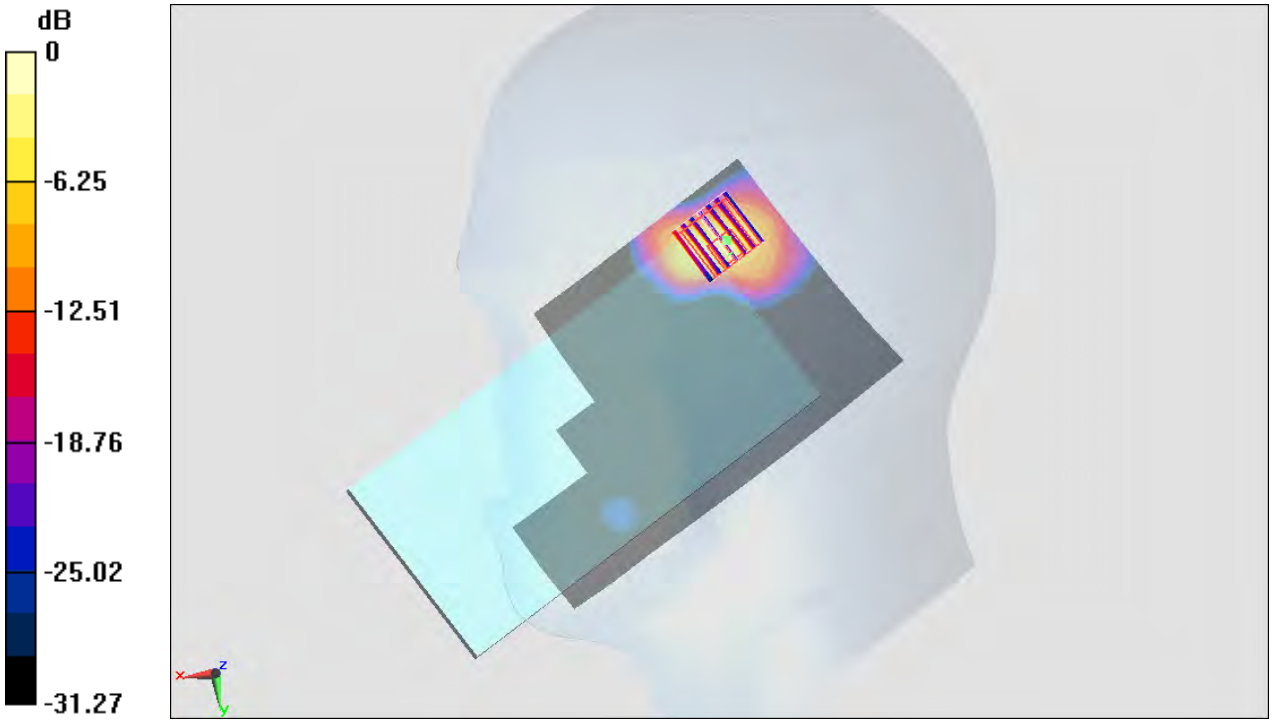

0 dB = 1.29 mW/g = 2.21 dB mW/g

#16_WLAN5GHz_802.11n-HT40 MCS0_Left Tilted_Ch159

Communication System: 802.11n; Frequency: 5795 MHz;Duty Cycle: 1:1.262
Medium: HSL_5G_150528 Medium parameters used: f = 5795 MHz; σ = 5.092 mho/m; ε_r = 36.117; ρ = 1000 kg/m^3
Ambient Temperature：23.4 ℃; Liquid Temperature：22.4 ℃

DASY5 Configuration:
- Probe: EX3DV4 - SN3578; ConvF(4.88, 4.88, 4.88); Calibrated: 2015/3/31;
- Sensor-Surface: 1.4mm (Mechanical Surface Detection)
- Electronics: DAE4 Sn916; Calibrated: 2014/12/29
- Phantom: SAM_Right; Type: QD000P40CC; Serial: TP:1383
- Measurement SW: DASY52, Version 52.8 (2);SEMCAD X Version 14.6.6 (6477)

Configuration/Ch159/Area Scan (101x201x1): Measurement grid: dx=10mm, dy=10mm
Maximum value of SAR (interpolated) = 1.13 mW/g

Configuration/Ch159/Zoom Scan (7x7x7)/Cube 0: Measurement grid: dx=4mm, dy=4mm, dz=1.4mm
Reference Value = 12.973 V/m; Power Drift = -0.13 dB
Peak SAR (extrapolated) = 1.253 mW/g
SAR(1 g) = 0.329 mW/g; SAR(10 g) = 0.094 mW/g
Maximum value of SAR (measured) = 0.758 mW/g



0 dB = 0.758 mW/g = -2.41 dB mW/g

#17_Bluetooth_1Mbps_Right Cheek_Ch39

Communication System: Bluetooth; Frequency: 2441 MHz;Duty Cycle: 1:1.2
Medium: HSL_2450_150529 Medium parameters used: f = 2441 MHz; σ = 1.841 mho/m; ε_r = 38.512; ρ = 1000 kg/m^3
Ambient Temperature：23.5 ℃; Liquid Temperature：22.5 ℃

DASY5 Configuration:
- Probe: EX3DV4 - SN3578; ConvF(7.11, 7.11, 7.11); Calibrated: 2015/3/31;
- Sensor-Surface: 1.4mm (Mechanical Surface Detection)
- Electronics: DAE4 Sn916; Calibrated: 2014/12/29
- Phantom: SAM_Left; Type: QD000P40CD; Serial: TP:1542
- Measurement SW: DASY52, Version 52.8 (2);SEMCAD X Version 14.6.6 (6477)

Configuration/Ch39/Area Scan (81x151x1): Measurement grid: dx=12mm, dy=12mm
Maximum value of SAR (interpolated) = 0.0482 mW/g

Configuration/Ch39/Zoom Scan (7x7x7)/Cube 0: Measurement grid: dx=5mm, dy=5mm, dz=5mm
Reference Value = 5.007 V/m; Power Drift = -0.03 dB
Peak SAR (extrapolated) = 0.050 mW/g
SAR(1 g) = 0.020 mW/g; SAR(10 g) = 0.00807 mW/g
Maximum value of SAR (measured) = 0.0356 mW/g

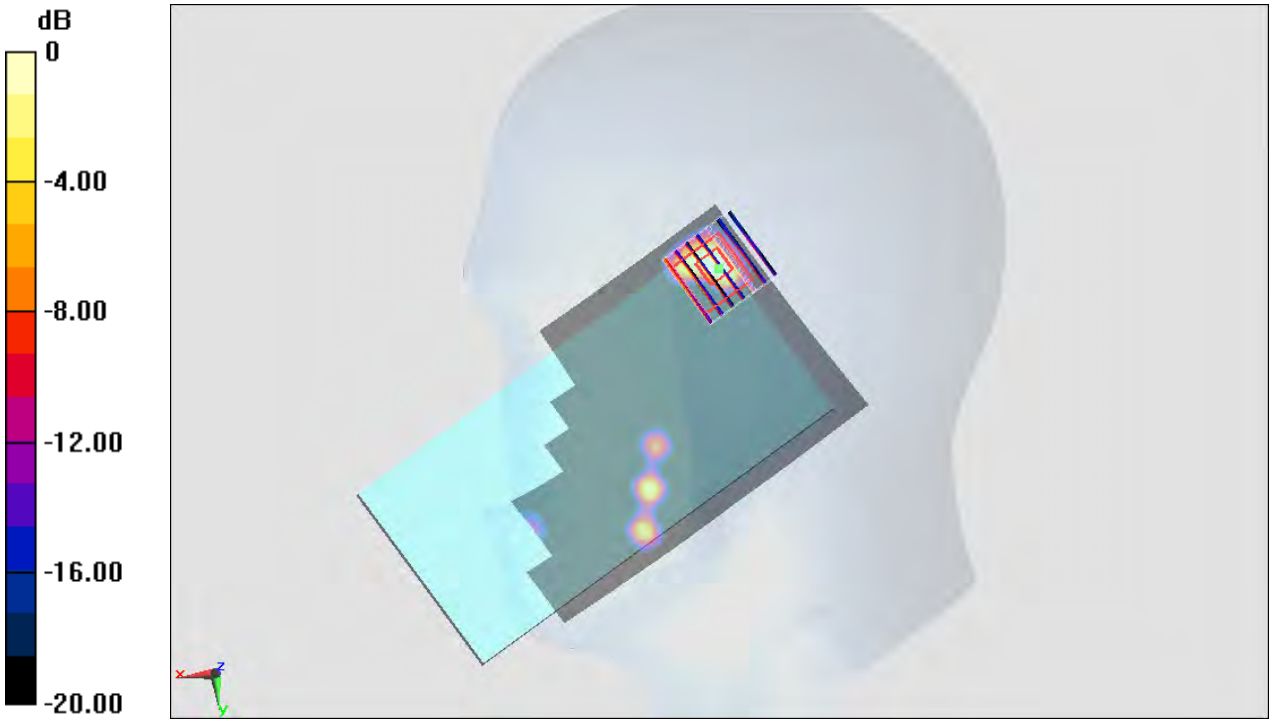

0 dB = 0.0356 mW/g = -28.97 dB mW/g

#18_GSM850_GPRS (4 Tx slots)_Back_10mm_Ch251

Communication System: GSM850; Frequency: 848.8 MHz;Duty Cycle: 1:2.08
Medium: MSL_850_150522 Medium parameters used: f = 849 MHz; σ = 1.003 mho/m; ε_r = 57.494; ρ = 1000 kg/m^3
Ambient Temperature：23.4 ℃; Liquid Temperature：22.4 ℃

DASY5 Configuration:
- Probe: EX3DV4 - SN3955; ConvF(10.03, 10.03, 10.03); Calibrated: 2014/11/21;
- Sensor-Surface: 1.4mm (Mechanical Surface Detection)
- Electronics: DAE4 Sn1399; Calibrated: 2014/11/13
- Phantom: SAM_Left; Type: QD000P40CD; Serial: TP:1542
- Measurement SW: DASY52, Version 52.8 (2);SEMCAD X Version 14.6.6 (6477)

Configuration/Ch251/Area Scan (71x131x1): Measurement grid: dx=15mm, dy=15mm
Maximum value of SAR (interpolated) = 1.16 mW/g

Configuration/Ch251/Zoom Scan (5x5x7)/Cube 0: Measurement grid: dx=8mm, dy=8mm, dz=5mm
Reference Value = 34.992 V/m; Power Drift = -0.17 dB
Peak SAR (extrapolated) = 1.546 mW/g
SAR(1 g) = 0.855 mW/g; SAR(10 g) = 0.472 mW/g
Maximum value of SAR (measured) = 1.29 mW/g

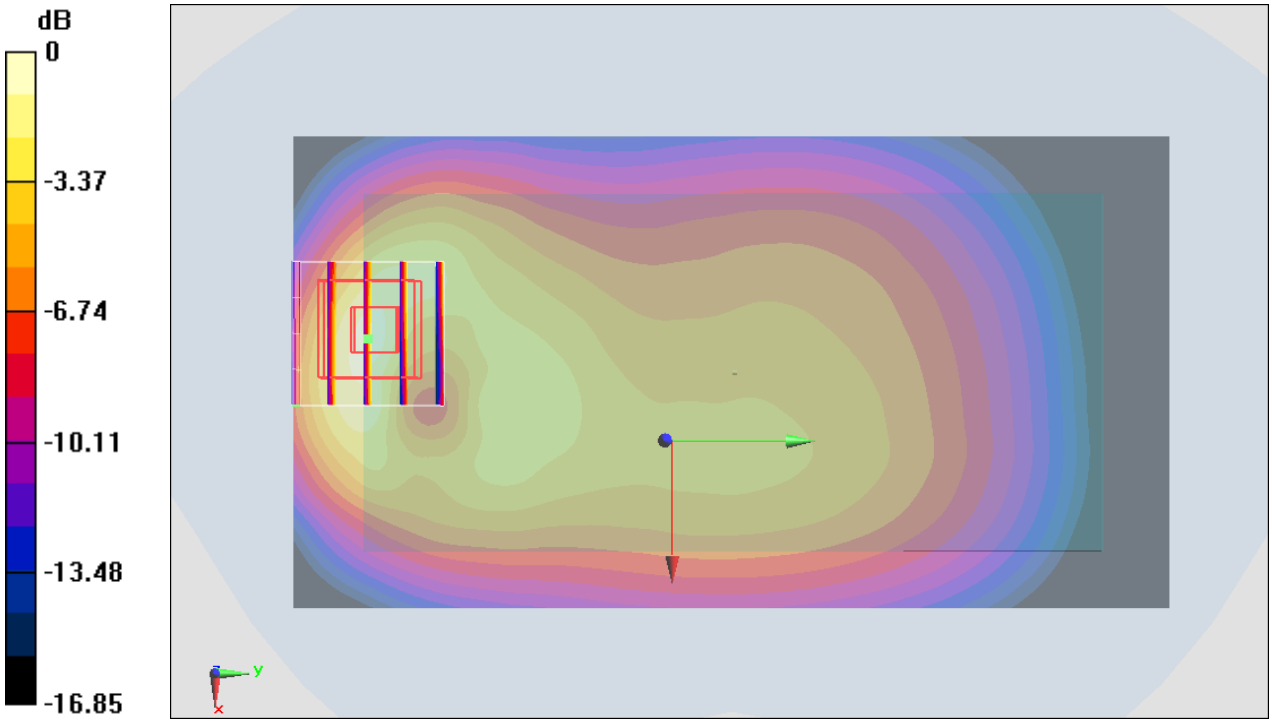

0 dB = 1.29 mW/g = 2.21 dB mW/g

Test Laboratory: Sporton International Inc. SAR/HAC Testing Lab Date: 2015/5/23

#19_GSM1900_GPRS (3 Tx slots)_Back_10mm_Ch810

Communication System: PCS; Frequency: 1909.8 MHz;Duty Cycle: 1:2.77
Medium: MSL_1900_150523 Medium parameters used: f = 1910 MHz; σ = 1.572 mho/m; ε_r = 54.731; ρ = 1000 kg/m^3
Ambient Temperature：23.5 ℃； Liquid Temperature：22.5 ℃

DASY5 Configuration:
- Probe: EX3DV4 - SN3955; ConvF(7.89, 7.89, 7.89); Calibrated: 2014/11/21;
- Sensor-Surface: 1.4mm (Mechanical Surface Detection)
- Electronics: DAE4 Sn1399; Calibrated: 2014/11/13
- Phantom: SAM_Right; Type: QD000P40CC; Serial: TP:1383
- Measurement SW: DASY52, Version 52.8 (2);SEMCAD X Version 14.6.6 (6477)

Configuration/Ch810/Area Scan (71x131x1): Measurement grid: dx=15mm, dy=15mm
Maximum value of SAR (interpolated) = 0.405 mW/g

Configuration/Ch810/Zoom Scan (5x5x7)/Cube 0: Measurement grid: dx=8mm, dy=8mm, dz=5mm
Reference Value = 16.420 V/m; Power Drift = -0.04 dB
Peak SAR (extrapolated) = 0.541 mW/g
SAR(1 g) = 0.259 mW/g; SAR(10 g) = 0.136 mW/g
Maximum value of SAR (measured) = 0.431 mW/g

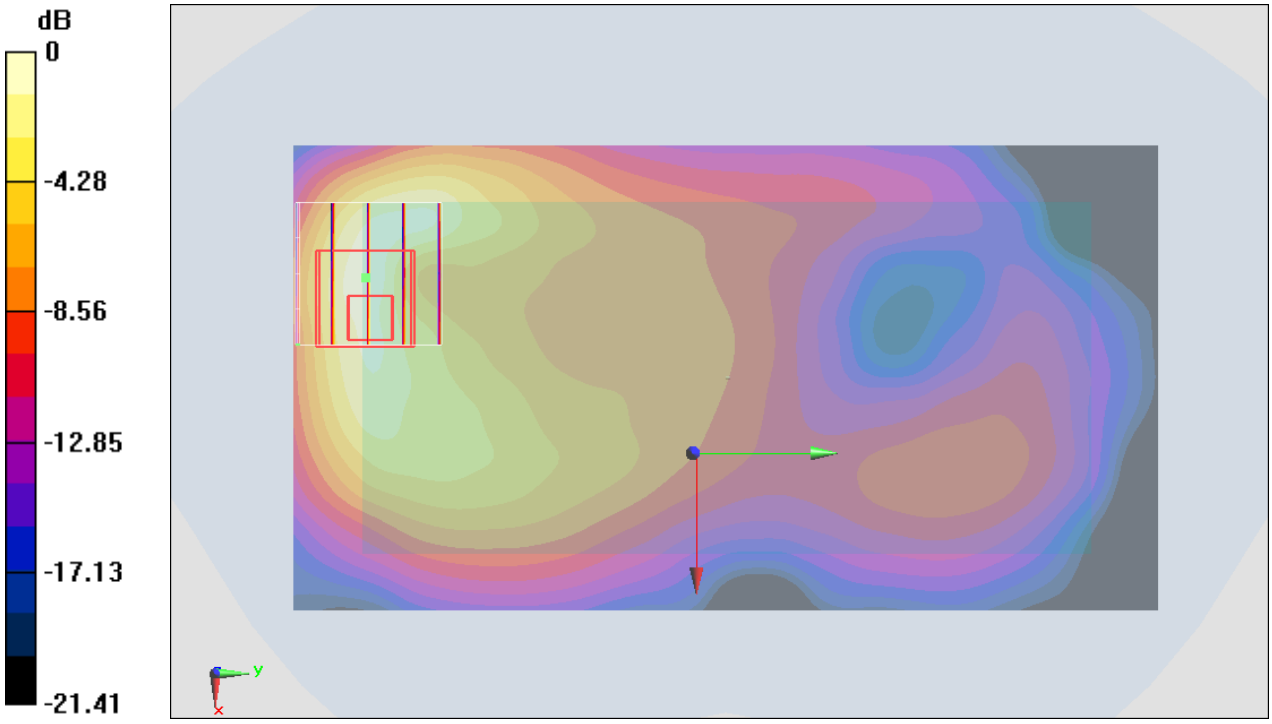

0 dB = 0.431 mW/g = -7.31 dB mW/g

#20_WCDMA V_RMC 12.2Kbps_Back_10mm_Ch4233

Communication System: WCDMA; Frequency: 846.6 MHz;Duty Cycle: 1:1
Medium: MSL_850_150522 Medium parameters used: f = 847 MHz; σ = 1.001 mho/m; ε_r = 57.509; ρ = 1000 kg/m^3
Ambient Temperature：23.4 ℃; Liquid Temperature：22.4 ℃

DASY5 Configuration:
- Probe: EX3DV4 - SN3955; ConvF(10.03, 10.03, 10.03); Calibrated: 2014/11/21;
- Sensor-Surface: 1.4mm (Mechanical Surface Detection)
- Electronics: DAE4 Sn1399; Calibrated: 2014/11/13
- Phantom: SAM_Left; Type: QD000P40CD; Serial: TP:1542
- Measurement SW: DASY52, Version 52.8 (2);SEMCAD X Version 14.6.6 (6477)

Configuration/Ch4233/Area Scan (71x131x1): Measurement grid: dx=15mm, dy=15mm
Maximum value of SAR (interpolated) = 0.711 mW/g

Configuration/Ch4233/Zoom Scan (5x5x7)/Cube 0: Measurement grid: dx=8mm, dy=8mm, dz=5mm
Reference Value = 27.244 V/m; Power Drift = -0.11 dB
Peak SAR (extrapolated) = 0.974 mW/g
SAR(1 g) = 0.538 mW/g; SAR(10 g) = 0.298 mW/g
Maximum value of SAR (measured) = 0.798 mW/g

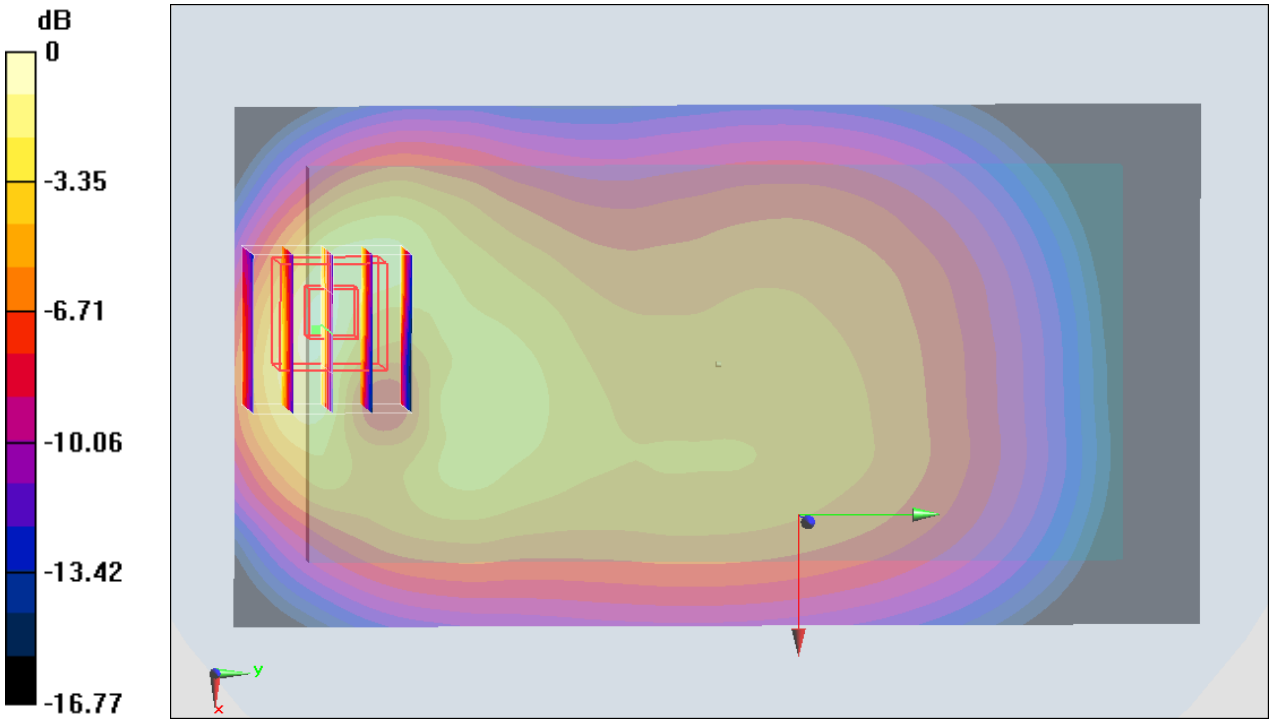

0 dB = 0.798 mW/g = -1.96 dB mW/g

#21_WCDMA IV_RMC 12.2Kbps_Back_10mm_Ch1312

Communication System: WCDMA; Frequency: 1712.4 MHz;Duty Cycle: 1:1
Medium: MSL_1750_150523 Medium parameters used: f = 1712.4 MHz; σ = 1.493 mho/m; ε_r = 54.131; ρ = 1000 kg/m^3
Ambient Temperature：23.6 ℃； Liquid Temperature：22.6 ℃

DASY5 Configuration:
- Probe: ES3DV3 - SN3270; ConvF(4.95, 4.95, 4.95); Calibrated: 2014/9/26;
- Sensor-Surface: 2mm (Mechanical Surface Detection)
- Electronics: DAE4 Sn916; Calibrated: 2014/12/29
- Phantom: SAM_Right; Type: QD000P40CC; Serial: TP:1383
- Measurement SW: DASY52, Version 52.8 (2);SEMCAD X Version 14.6.6 (6477)

Configuration/Ch1312/Area Scan (71x131x1): Measurement grid: dx=15mm, dy=15mm
Maximum value of SAR (interpolated) = 1.25 mW/g

Configuration/Ch1312/Zoom Scan (5x5x7)/Cube 0: Measurement grid: dx=8mm, dy=8mm, dz=5mm
Reference Value = 29.946 V/m; Power Drift = 0.05 dB
Peak SAR (extrapolated) = 2.037 mW/g
SAR(1 g) = 0.934 mW/g; SAR(10 g) = 0.465 mW/g
Maximum value of SAR (measured) = 1.43 mW/g

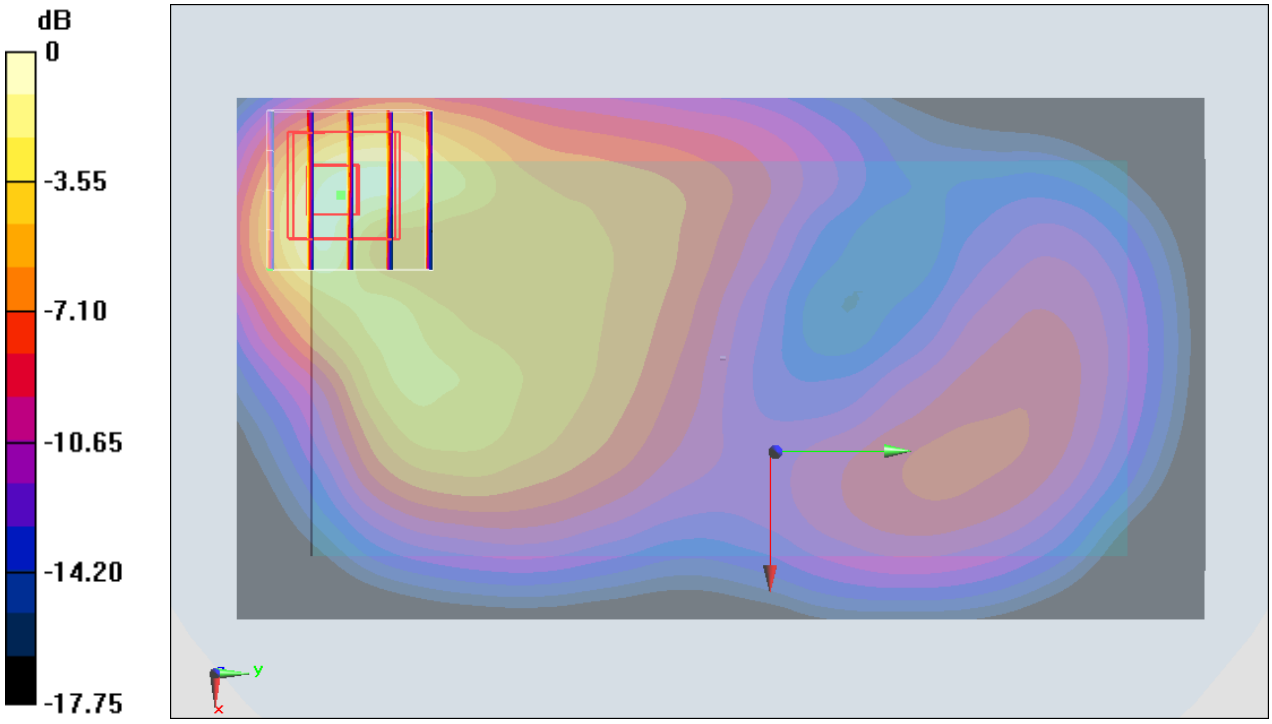

0 dB = 1.43 mW/g = 3.11 dB mW/g

#22_WCDMA II_RMC 12.2Kbps_Back_10mm_Ch9538

Communication System: WCDMA; Frequency: 1907.6 MHz;Duty Cycle: 1:1
Medium: MSL_1900_150523 Medium parameters used: f = 1908 MHz; σ = 1.57 mho/m; ε_r = 54.741; ρ = 1000 kg/m^3
Ambient Temperature：23.5 ℃； Liquid Temperature：22.5 ℃

DASY5 Configuration:
- Probe: ES3DV3 - SN3270; ConvF(4.7, 4.7, 4.7); Calibrated: 2014/9/26;
- Sensor-Surface: 2mm (Mechanical Surface Detection)
- Electronics: DAE4 Sn916; Calibrated: 2014/12/29
- Phantom: SAM_Right; Type: QD000P40CC; Serial: TP:1383
- Measurement SW: DASY52, Version 52.8 (2);SEMCAD X Version 14.6.6 (6477)

Configuration/Ch9538/Area Scan (71x131x1): Measurement grid: dx=15mm, dy=15mm
Maximum value of SAR (interpolated) = 0.644 mW/g

Configuration/Ch9538/Zoom Scan (5x5x7)/Cube 0: Measurement grid: dx=8mm, dy=8mm, dz=5mm
Reference Value = 21.684 V/m; Power Drift = 0.14 dB
Peak SAR (extrapolated) = 0.946 mW/g
SAR(1 g) = 0.460 mW/g; SAR(10 g) = 0.254 mW/g
Maximum value of SAR (measured) = 0.638 mW/g

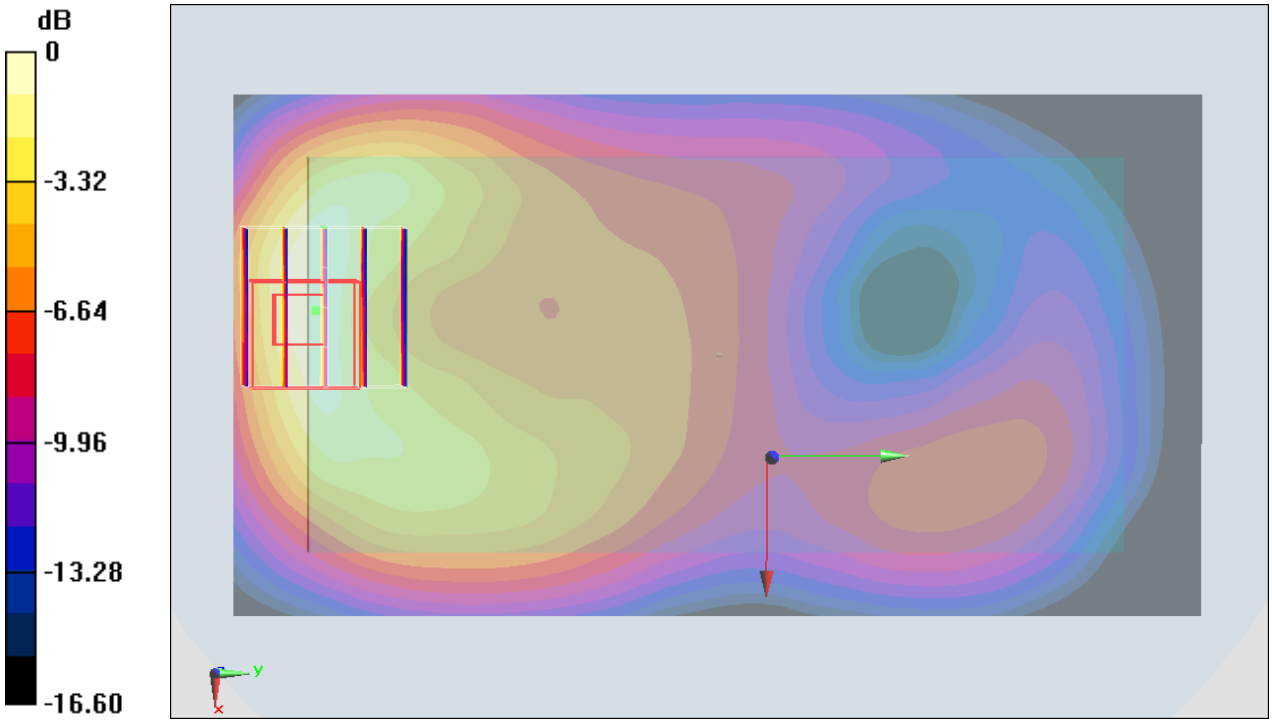

0 dB = 0.638 mW/g = -3.90 dB mW/g

Test Laboratory: Sporton International Inc. SAR/HAC Testing Lab Date: 2015/5/24

#23_LTE Band 12_10M_QPSK_1RB_0offset_Back_10mm_Ch23095

Communication System: LTE; Frequency: 707.5 MHz;Duty Cycle: 1:1
Medium: MSL_750_150524 Medium parameters used: f = 707.5 MHz; σ = 0.939 mho/m; ε_r = 55.571; ρ = 1000 kg/m^3
Ambient Temperature：23.5 ℃; Liquid Temperature：22.5 ℃

DASY5 Configuration:
- Probe: ES3DV3 - SN3270; ConvF(6.17, 6.17, 6.17); Calibrated: 2014/9/26;
- Sensor-Surface: 2mm (Mechanical Surface Detection)
- Electronics: DAE4 Sn916; Calibrated: 2014/12/29
- Phantom: SAM_Left; Type: QD000P40CD; Serial: TP:1542
- Measurement SW: DASY52, Version 52.8 (2);SEMCAD X Version 14.6.6 (6477)

Configuration/Ch23095/Area Scan (71x131x1): Measurement grid: dx=15mm, dy=15mm
Maximum value of SAR (interpolated) = 0.287 mW/g

Configuration/Ch23095/Zoom Scan (5x5x7)/Cube 0: Measurement grid: dx=8mm, dy=8mm, dz=5mm
Reference Value = 18.127 V/m; Power Drift = 0.06 dB
Peak SAR (extrapolated) = 0.536 mW/g
SAR(1 g) = 0.219 mW/g; SAR(10 g) = 0.124 mW/g
Maximum value of SAR (measured) = 0.315 mW/g

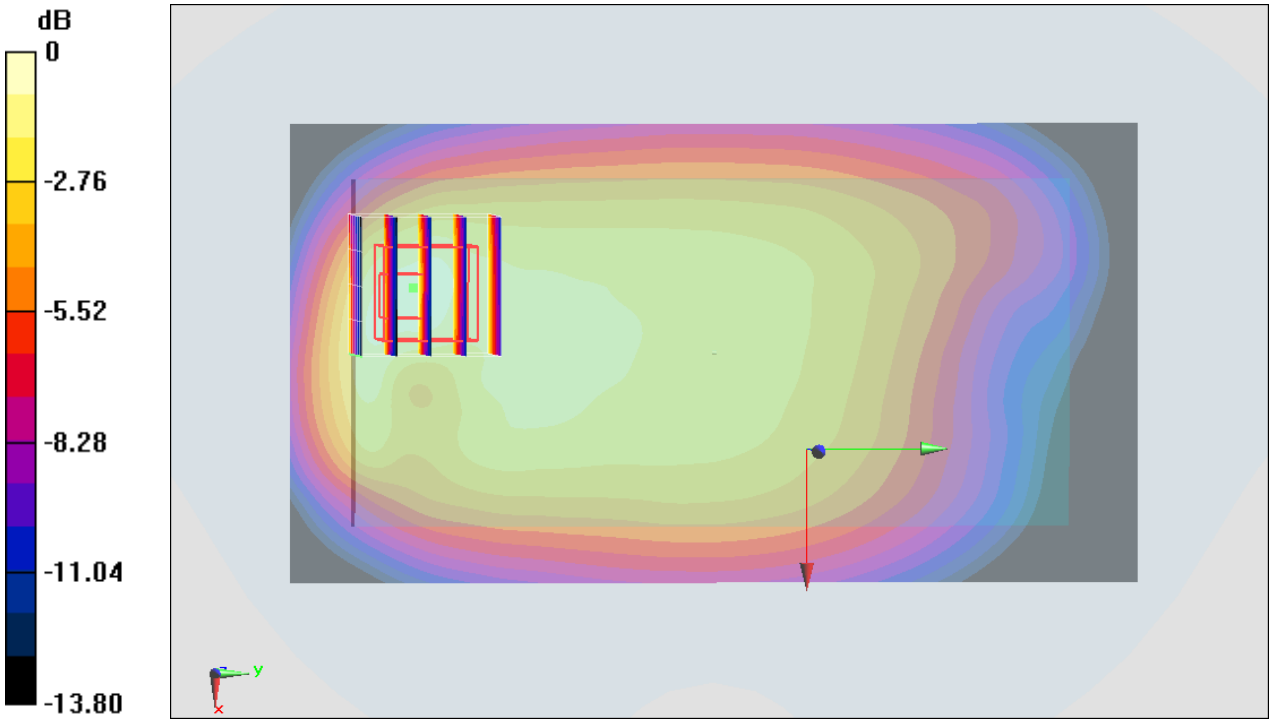

0 dB = 0.315 mW/g = -10.03 dB mW/g

Test Laboratory: Sporton International Inc. SAR/HAC Testing Lab Date: 2015/5/24

#24_LTE Band 17_10M_QPSK_1RB_0offset_Back_10mm_Ch23790

Communication System: LTE; Frequency: 710 MHz;Duty Cycle: 1:1
Medium: MSL_750_150524 Medium parameters used: f = 710 MHz; σ = 0.942 mho/m; ε_r = 55.542; ρ = 1000 kg/m^3
Ambient Temperature：23.5 ℃； Liquid Temperature：22.5 ℃

DASY5 Configuration:
- Probe: ES3DV3 - SN3270; ConvF(6.17, 6.17, 6.17); Calibrated: 2014/9/26;
- Sensor-Surface: 2mm (Mechanical Surface Detection)
- Electronics: DAE4 Sn916; Calibrated: 2014/12/29
- Phantom: SAM_Left; Type: QD000P40CD; Serial: TP:1542
- Measurement SW: DASY52, Version 52.8 (2);SEMCAD X Version 14.6.6 (6477)

Configuration/Ch23790/Area Scan (71x131x1): Measurement grid: dx=15mm, dy=15mm
Maximum value of SAR (interpolated) = 0.300 mW/g

Configuration/Ch23790/Zoom Scan (5x5x7)/Cube 0: Measurement grid: dx=8mm, dy=8mm, dz=5mm
Reference Value = 18.456 V/m; Power Drift = 0.17 dB
Peak SAR (extrapolated) = 0.570 mW/g
SAR(1 g) = 0.233 mW/g; SAR(10 g) = 0.132 mW/g
Maximum value of SAR (measured) = 0.336 mW/g

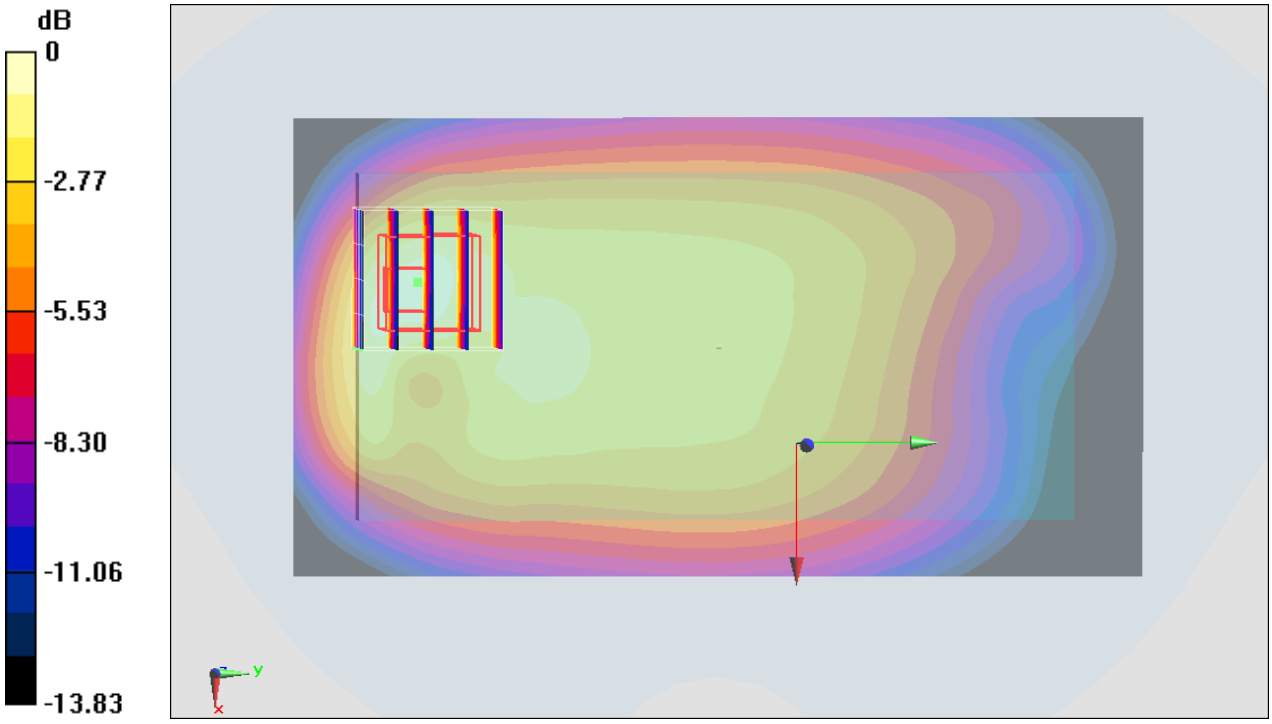

0 dB = 0.336 mW/g = -9.47 dB mW/g

Test Laboratory: Sporton International Inc. SAR/HAC Testing Lab Date: 2015/5/24

#25_LTE Band 13_10M_QPSK_1RB_0offset_Back_10mm_Ch23230

Communication System: LTE; Frequency: 782 MHz;Duty Cycle: 1:1
Medium: MSL_750_150524 Medium parameters used: f = 782 MHz; σ = 0.996 mho/m; ε_r = 53.986; ρ = 1000 kg/m^3
Ambient Temperature：23.5 ℃; Liquid Temperature：22.5 ℃

DASY5 Configuration:
- Probe: ES3DV3 - SN3270; ConvF(6.17, 6.17, 6.17); Calibrated: 2014/9/26;
- Sensor-Surface: 2mm (Mechanical Surface Detection)
- Electronics: DAE4 Sn916; Calibrated: 2014/12/29
- Phantom: SAM_Left; Type: QD000P40CD; Serial: TP:1542
- Measurement SW: DASY52, Version 52.8 (2);SEMCAD X Version 14.6.6 (6477)

Configuration/Ch23230/Area Scan (71x131x1): Measurement grid: dx=15mm, dy=15mm
Maximum value of SAR (interpolated) = 0.298 mW/g

Configuration/Ch23230/Zoom Scan (5x5x7)/Cube 0: Measurement grid: dx=8mm, dy=8mm, dz=5mm
Reference Value = 17.435 V/m; Power Drift = -0.03 dB
Peak SAR (extrapolated) = 0.461 mW/g
SAR(1 g) = 0.217 mW/g; SAR(10 g) = 0.123 mW/g
Maximum value of SAR (measured) = 0.304 mW/g

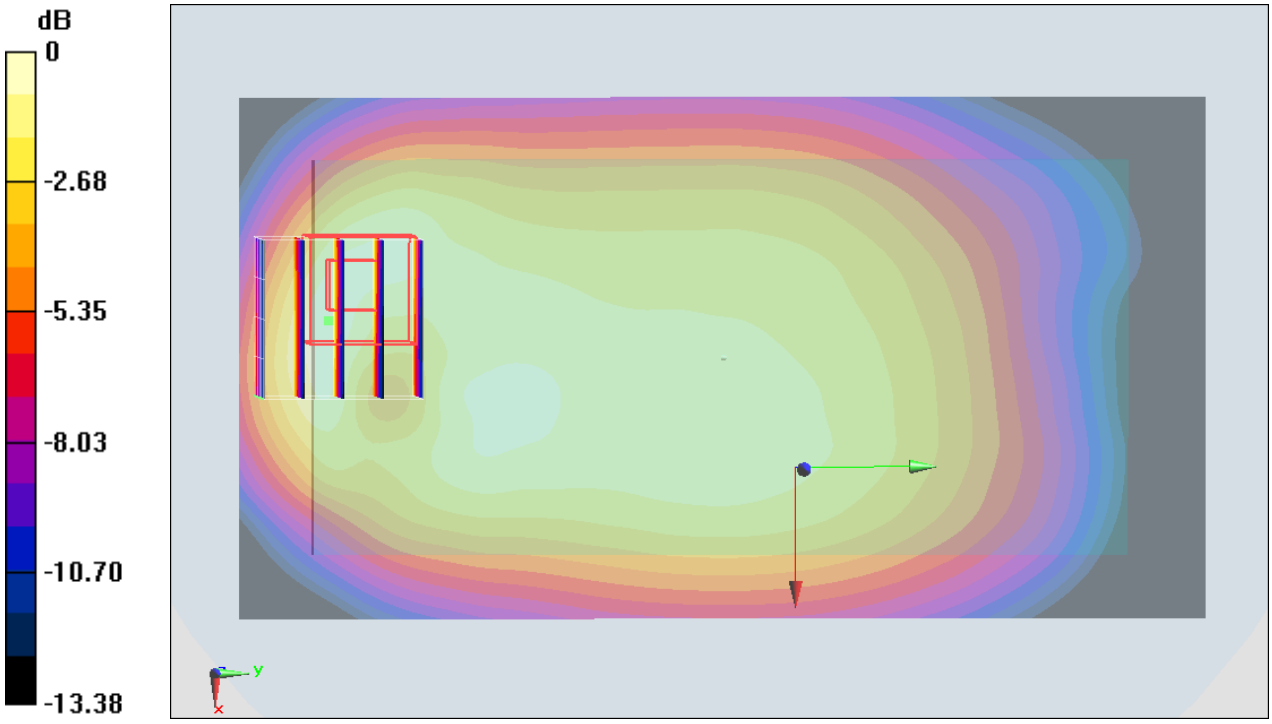

0 dB = 0.304 mW/g = -10.34 dB mW/g

Test Laboratory: Sporton International Inc. SAR/HAC Testing Lab Date: 2015/5/22

#26_LTE Band 5_10M_QPSK_1RB_0offset_Back_10mm_Ch20525

Communication System: LTE; Frequency: 836.5 MHz;Duty Cycle: 1:1
Medium: MSL_850_150522 Medium parameters used: f = 836.5 MHz; σ = 0.991 mho/m; ε_r = 57.586; ρ = 1000 kg/m^3
Ambient Temperature：23.4 ℃； Liquid Temperature：22.4 ℃

DASY5 Configuration:
- Probe: EX3DV4 - SN3955; ConvF(10.03, 10.03, 10.03); Calibrated: 2014/11/21;
- Sensor-Surface: 1.4mm (Mechanical Surface Detection)
- Electronics: DAE4 Sn1399; Calibrated: 2014/11/13
- Phantom: SAM_Left; Type: QD000P40CD; Serial: TP:1542
- Measurement SW: DASY52, Version 52.8 (2);SEMCAD X Version 14.6.6 (6477)

Configuration/Ch20525/Area Scan (71x131x1): Measurement grid: dx=15mm, dy=15mm
Maximum value of SAR (interpolated) = 0.562 mW/g

Configuration/Ch20525/Zoom Scan (5x5x7)/Cube 0: Measurement grid: dx=8mm, dy=8mm, dz=5mm
Reference Value = 23.980 V/m; Power Drift = -0.14 dB
Peak SAR (extrapolated) = 0.773 mW/g
SAR(1 g) = 0.425 mW/g; SAR(10 g) = 0.236 mW/g
Maximum value of SAR (measured) = 0.647 mW/g

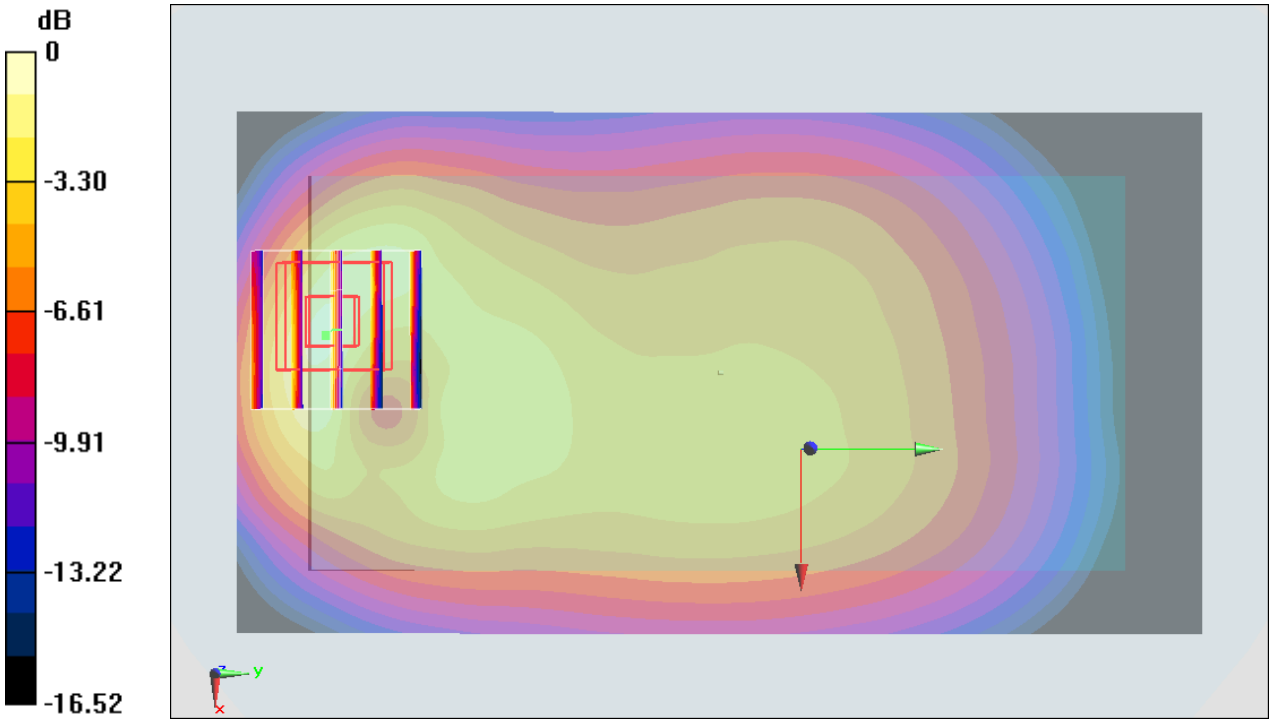

0 dB = 0.647 mW/g = -3.78 dB mW/g

#27_LTE Band 4_20M_QPSK_1RB_0offset_Back_10mm_Ch20175

Communication System: LTE; Frequency: 1732.5 MHz;Duty Cycle: 1:1
Medium: MSL_1750_150524 Medium parameters used: f = 1732.5 MHz; σ = 1.51 mho/m; ε_r = 52.289; ρ = 1000 kg/m^3
Ambient Temperature：23.5 ℃； Liquid Temperature：22.5 ℃

DASY5 Configuration:
- Probe: ES3DV3 - SN3270; ConvF(4.95, 4.95, 4.95); Calibrated: 2014/9/26;
- Sensor-Surface: 2mm (Mechanical Surface Detection)
- Electronics: DAE4 Sn916; Calibrated: 2014/12/29
- Phantom: SAM_Right; Type: QD000P40CC; Serial: TP:1383
- Measurement SW: DASY52, Version 52.8 (2);SEMCAD X Version 14.6.6 (6477)

Configuration/Ch20175/Area Scan (71x131x1): Measurement grid: dx=15mm, dy=15mm
Maximum value of SAR (interpolated) = 1.18 mW/g

Configuration/Ch20175/Zoom Scan (5x5x7)/Cube 0: Measurement grid: dx=8mm, dy=8mm, dz=5mm
Reference Value = 28.253 V/m; Power Drift = 0.01 dB
Peak SAR (extrapolated) = 1.768 mW/g
SAR(1 g) = 0.812 mW/g; SAR(10 g) = 0.402 mW/g
Maximum value of SAR (measured) = 1.11 mW/g

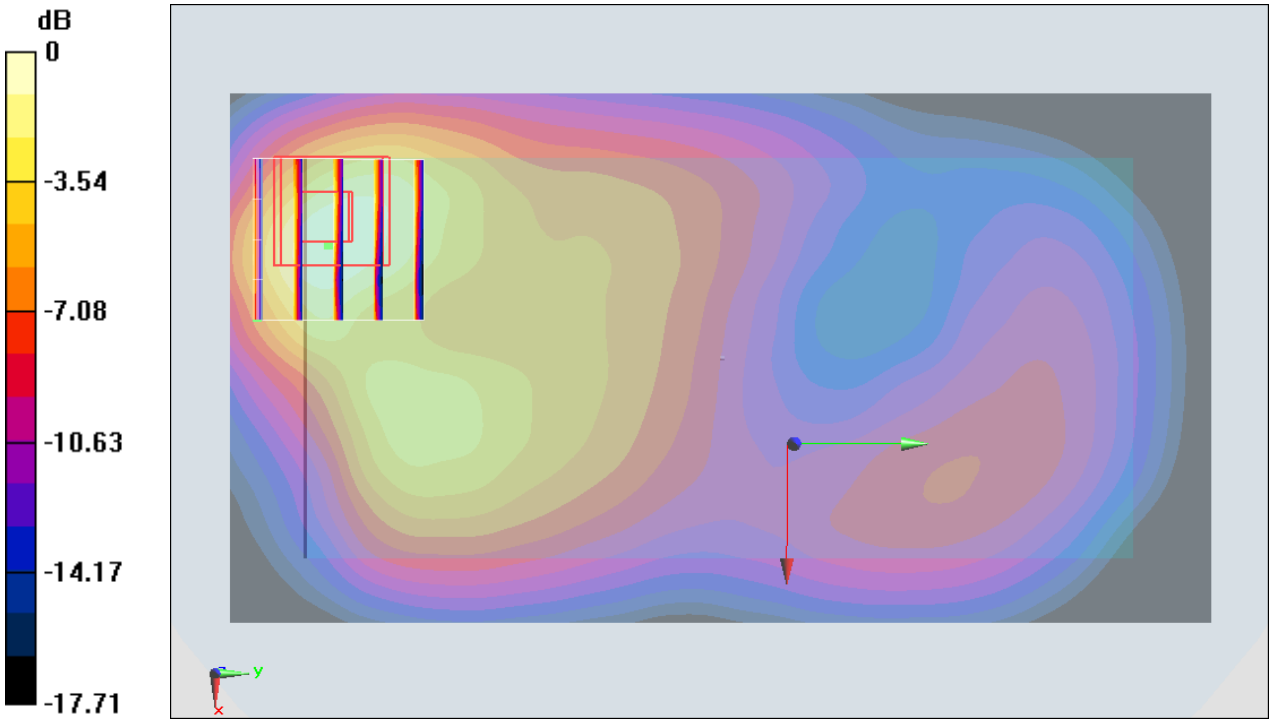

0 dB = 1.11 mW/g = 0.91 dB mW/g

Test Laboratory: Sporton International Inc. SAR/HAC Testing Lab Date: 2015/5/23

#28_LTE Band 2_20M_QPSK_1RB_0offset_Back_10mm_Ch19100

Communication System: LTE; Frequency: 1900 MHz;Duty Cycle: 1:1
Medium: MSL_1900_150523 Medium parameters used: f = 1900 MHz; σ = 1.56 mho/m; ε_r = 54.78; ρ = 1000 kg/m^3
Ambient Temperature：23.5 ℃； Liquid Temperature：22.5 ℃

DASY5 Configuration:
- Probe: ES3DV3 - SN3270; ConvF(4.7, 4.7, 4.7); Calibrated: 2014/9/26;
- Sensor-Surface: 2mm (Mechanical Surface Detection)
- Electronics: DAE4 Sn916; Calibrated: 2014/12/29
- Phantom: SAM_Right; Type: QD000P40CC; Serial: TP:1383
- Measurement SW: DASY52, Version 52.8 (2);SEMCAD X Version 14.6.6 (6477)

Configuration/Ch19100/Area Scan (71x131x1): Measurement grid: dx=15mm, dy=15mm
Maximum value of SAR (interpolated) = 0.461 mW/g

Configuration/Ch19100/Zoom Scan (5x5x7)/Cube 0: Measurement grid: dx=8mm, dy=8mm, dz=5mm
Reference Value = 17.783 V/m; Power Drift = 0.01 dB
Peak SAR (extrapolated) = 0.692 mW/g
SAR(1 g) = 0.325 mW/g; SAR(10 g) = 0.165 mW/g
Maximum value of SAR (measured) = 0.505 mW/g

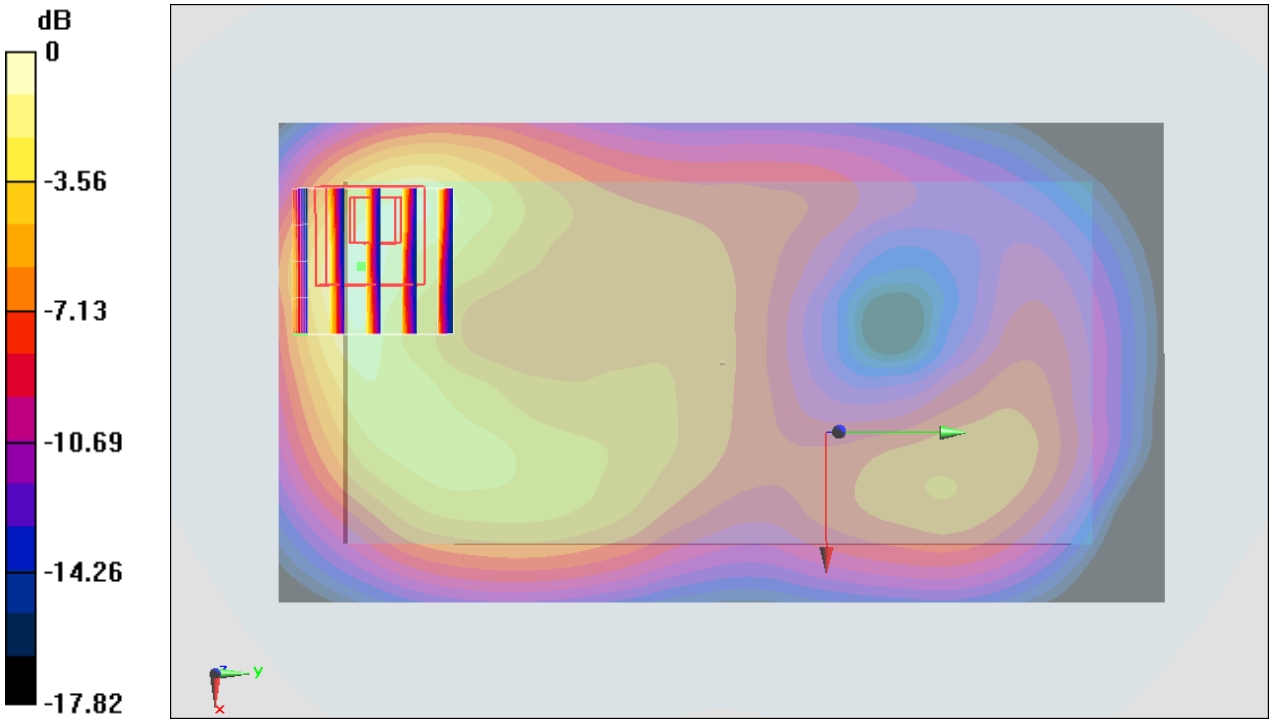

0 dB = 0.505 mW/g = -5.93 dB mW/g

Test Laboratory: Sporton International Inc. SAR/HAC Testing Lab Date: 2015/5/20

#29_LTE Band 7_20M_QPSK_1RB_0offset_Front_10mm_Ch20850

Communication System: LTE; Frequency: 2510 MHz;Duty Cycle: 1:1
Medium: MSL_2600_150520 Medium parameters used: f = 2510 MHz; σ = 2.094 mho/m; ε_r = 53.174; ρ = 1000 kg/m^3
Ambient Temperature：23.3 ℃； Liquid Temperature：22.3 ℃

DASY5 Configuration:
- Probe: EX3DV4 - SN3955; ConvF(7.09, 7.09, 7.09); Calibrated: 2014/11/21;
- Sensor-Surface: 1.4mm (Mechanical Surface Detection)
- Electronics: DAE4 Sn1399; Calibrated: 2014/11/13
- Phantom: SAM_Left; Type: QD000P40CD; Serial: TP:1542
- Measurement SW: DASY52, Version 52.8 (2);SEMCAD X Version 14.6.6 (6477)

Configuration/Ch20850/Area Scan (91x151x1): Measurement grid: dx=12mm, dy=12mm
Maximum value of SAR (interpolated) = 0.878 mW/g

Configuration/Ch20850/Zoom Scan (7x7x7)/Cube 0: Measurement grid: dx=5mm, dy=5mm, dz=5mm
Reference Value = 20.487 V/m; Power Drift = -0.19 dB
Peak SAR (extrapolated) = 1.062 mW/g
SAR(1 g) = 0.567 mW/g; SAR(10 g) = 0.304 mW/g
Maximum value of SAR (measured) = 0.888 mW/g

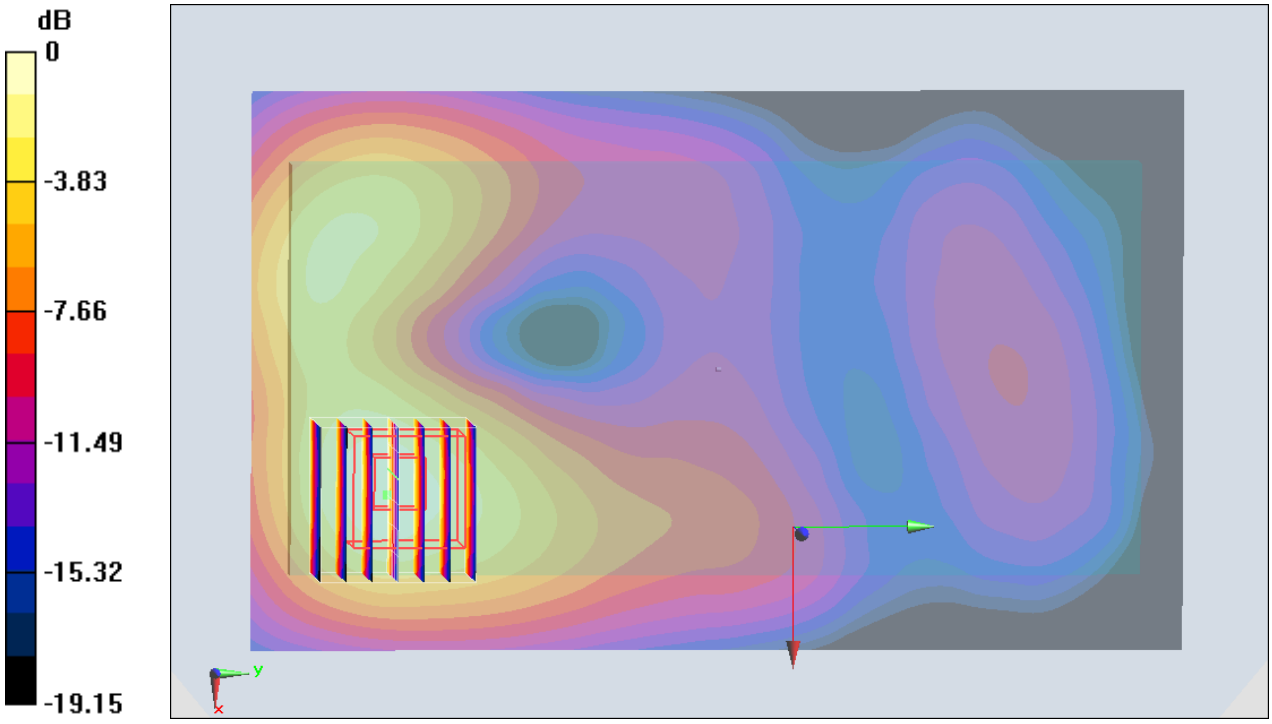

0 dB = 0.888 mW/g = -1.03 dB mW/g

#30_WLAN2.4GHz_802.11b 1Mbps_Back_10mm_Ch11

Communication System: 802.11b; Frequency: 2462 MHz;Duty Cycle: 1:1.021
Medium: MSL_2450_150527 Medium parameters used: f = 2462 MHz; σ = 2.026 mho/m; ε_r = 53.365; ρ = 1000 kg/m^3
Ambient Temperature：23.4 ℃； Liquid Temperature：22.4 ℃

DASY5 Configuration:
- Probe: ES3DV3 - SN3270; ConvF(4.29, 4.29, 4.29); Calibrated: 2014/9/26;
- Sensor-Surface: 2mm (Mechanical Surface Detection)
- Electronics: DAE4 Sn916; Calibrated: 2014/12/29
- Phantom: SAM_Right; Type: QD000P40CC; Serial: TP:1383
- Measurement SW: DASY52, Version 52.8 (2);SEMCAD X Version 14.6.6 (6477)

Configuration/Ch11/Area Scan (81x151x1): Measurement grid: dx=12mm, dy=12mm
Maximum value of SAR (interpolated) = 0.249 mW/g

Configuration/Ch11/Zoom Scan (7x7x7)/Cube 0: Measurement grid: dx=5mm, dy=5mm, dz=5mm
Reference Value = 10.800 V/m; Power Drift = -0.09 dB
Peak SAR (extrapolated) = 0.426 mW/g
SAR(1 g) = 0.167 mW/g; SAR(10 g) = 0.079 mW/g
Maximum value of SAR (measured) = 0.271 mW/g

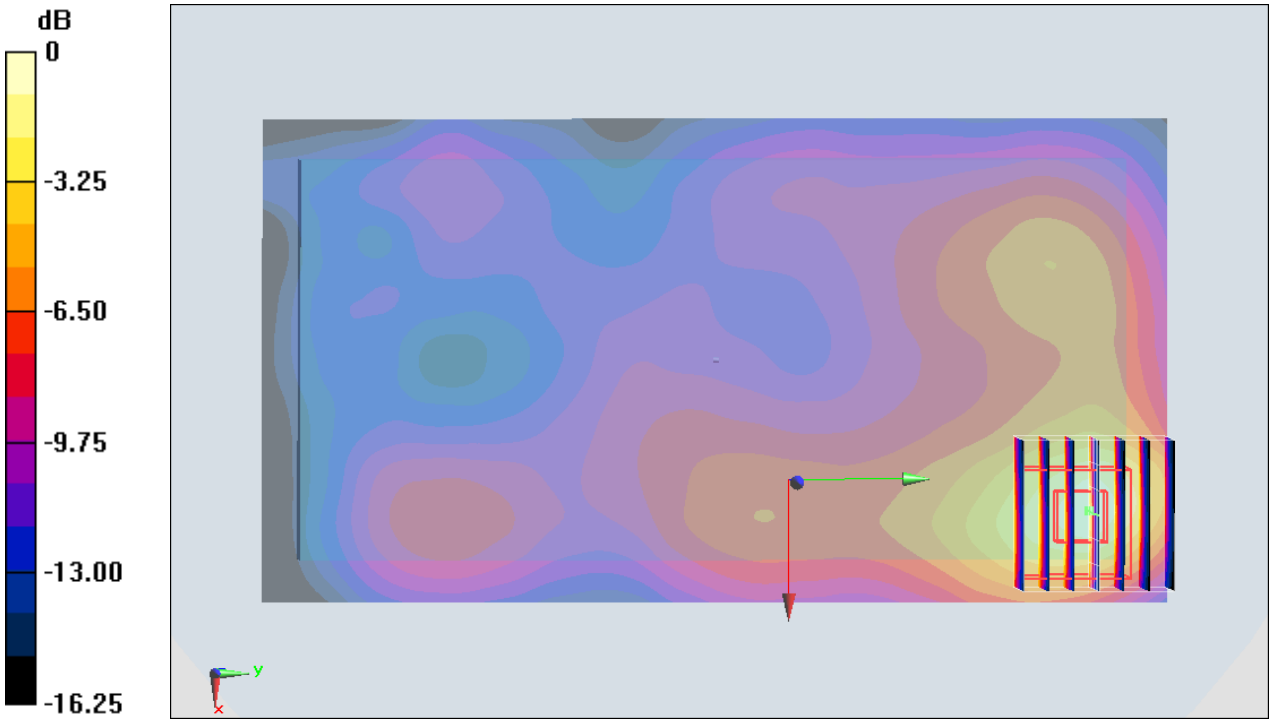

0 dB = 0.271 mW/g = -11.34 dB mW/g

#31_WLAN5GHz_802.11n-HT40 MCS0_Top Side_10mm_Ch38

Communication System: 802.11n ; Frequency: 5190 MHz;Duty Cycle: 1:1.262
Medium: MSL_5G_150527 Medium parameters used : f = 5190 MHz; σ = 5.302 S/m; ε_r = 48.235; ρ = 1000 kg/m^3
Ambient Temperature：23.3 ℃； Liquid Temperature：22.3 ℃

DASY5 Configuration
- Probe: EX3DV4 - SN3954; ConvF(4.32, 4.32, 4.32); Calibrated: 2014/11/21;
- Sensor-Surface: 1.4mm (Mechanical Surface Detection)
- Electronics: DAE4 Sn1279; Calibrated: 2014/7/23
- Phantom: SAM_Left; Type: QD000P40CD; Serial: S/N:1796
- Measurement SW: DASY52, Version 52.8 (8); SEMCAD X Version 14.6.10 (7331)

Configuration/Ch38/Area Scan (61x121x1): Interpolated grid: dx=1.000 mm, dy=1.000 mm
Maximum value of SAR (interpolated) = 0.375 W/kg

Configuration/Ch38/Zoom Scan (7x7x7)/Cube 0: Measurement grid: dx=4mm, dy=4mm, dz=1.4mm
Reference Value = 9.060 V/m; Power Drift = -0.07 dB
Peak SAR (extrapolated) = 0.814 W/kg
SAR(1 g) = 0.232 W/kg; SAR(10 g) = 0.092 W/kg
Maximum value of SAR (measured) = 0.507 W/kg

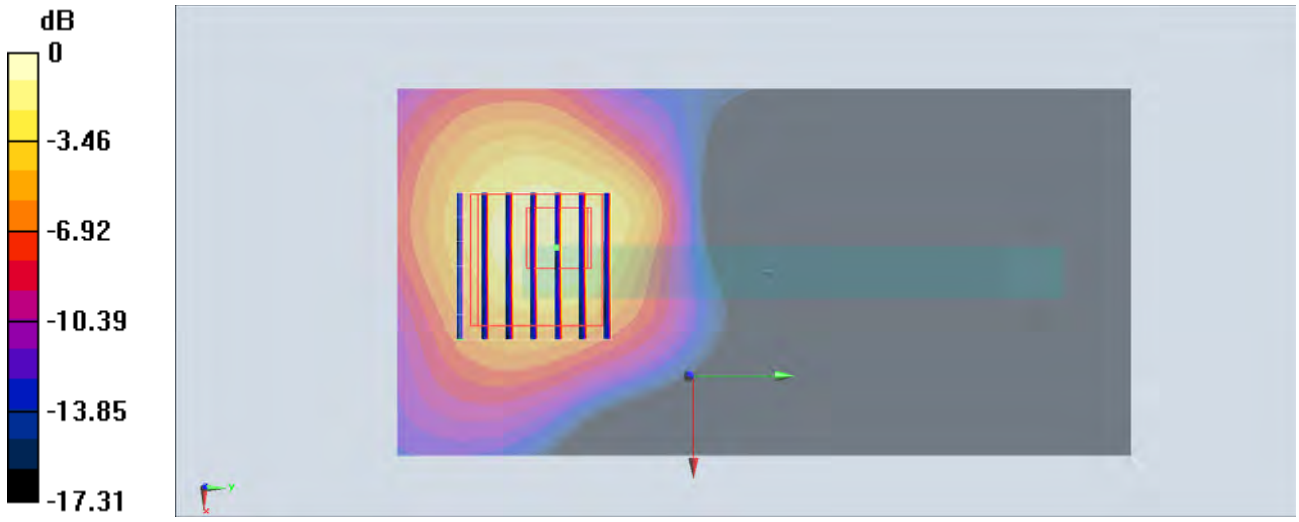

0 dB = 0.507 W/kg = -2.95 dBW/kg

#32_GSM850_GPRS (4 Tx slots)_Back_15mm_Ch251

Communication System: GSM850; Frequency: 848.8 MHz;Duty Cycle: 1:2.08
Medium: MSL_850_150522 Medium parameters used: f = 849 MHz; σ = 1.003 mho/m; ε_r = 57.494; ρ = 1000 kg/m^3
Ambient Temperature：23.4 ℃; Liquid Temperature：22.4 ℃

DASY5 Configuration:
- Probe: EX3DV4 - SN3955; ConvF(10.03, 10.03, 10.03); Calibrated: 2014/11/21;
- Sensor-Surface: 1.4mm (Mechanical Surface Detection)
- Electronics: DAE4 Sn1399; Calibrated: 2014/11/13
- Phantom: SAM_Left; Type: QD000P40CD; Serial: TP:1542
- Measurement SW: DASY52, Version 52.8 (2);SEMCAD X Version 14.6.6 (6477)

Configuration/Ch251/Area Scan (71x131x1): Measurement grid: dx=15mm, dy=15mm
Maximum value of SAR (interpolated) = 0.518 mW/g

Configuration/Ch251/Zoom Scan (5x5x7)/Cube 0: Measurement grid: dx=8mm, dy=8mm, dz=5mm
Reference Value = 23.280 V/m; Power Drift = -0.03 dB
Peak SAR (extrapolated) = 0.670 mW/g
SAR(1 g) = 0.397 mW/g; SAR(10 g) = 0.231 mW/g
Maximum value of SAR (measured) = 0.563 mW/g

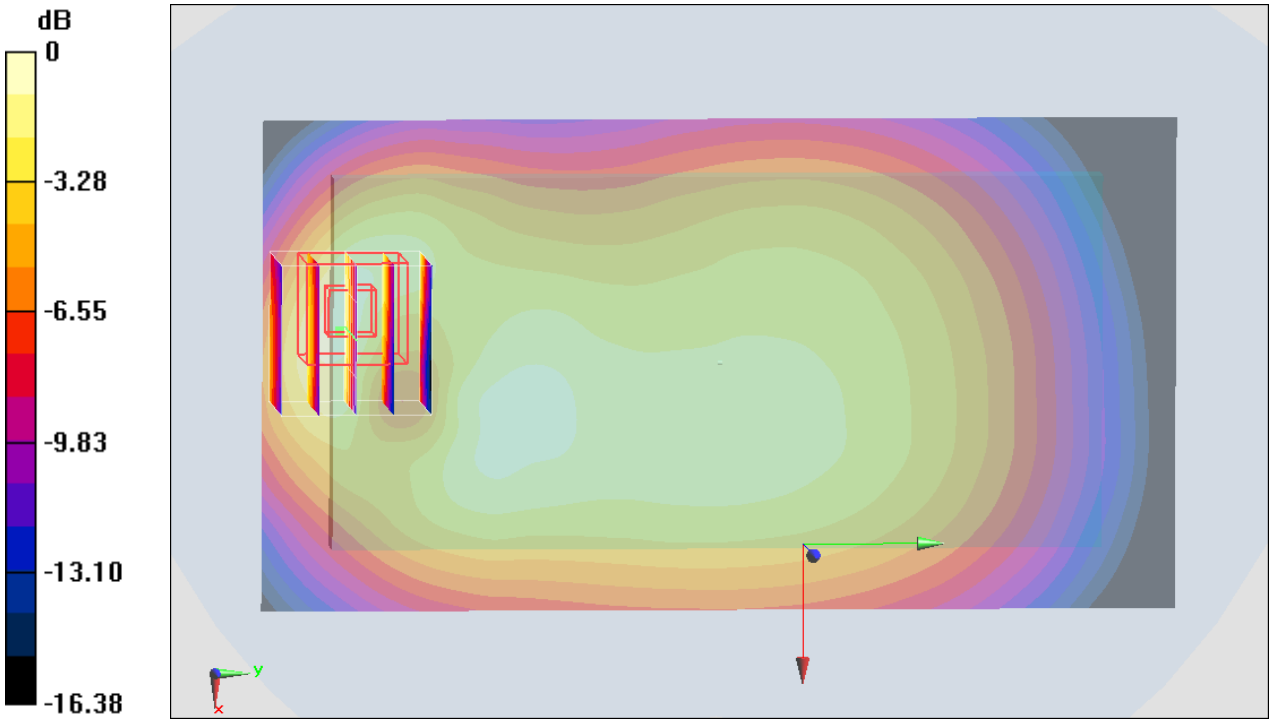

0 dB = 0.563 mW/g = -4.99 dB mW/g

#33_GSM1900_GPRS (3 Tx slots)_Back_15mm_Ch810

Communication System: PCS; Frequency: 1909.8 MHz;Duty Cycle: 1:2.77
Medium: MSL_1900_150523 Medium parameters used: f = 1910 MHz; σ = 1.572 mho/m; ε_r = 54.731; ρ = 1000 kg/m^3
Ambient Temperature：23.5 ℃; Liquid Temperature：22.5 ℃

DASY5 Configuration:
- Probe: ES3DV3 - SN3270; ConvF(4.7, 4.7, 4.7); Calibrated: 2014/9/26;
- Sensor-Surface: 2mm (Mechanical Surface Detection)
- Electronics: DAE4 Sn916; Calibrated: 2014/12/29
- Phantom: SAM_Right; Type: QD000P40CC; Serial: TP:1383
- Measurement SW: DASY52, Version 52.8 (2);SEMCAD X Version 14.6.6 (6477)

Configuration/Ch810/Area Scan (71x131x1): Measurement grid: dx=15mm, dy=15mm
Maximum value of SAR (interpolated) = 0.144 mW/g

Configuration/Ch810/Zoom Scan (5x5x7)/Cube 0: Measurement grid: dx=8mm, dy=8mm, dz=5mm
Reference Value = 10.147 V/m; Power Drift = 0.05 dB
Peak SAR (extrapolated) = 0.176 mW/g
SAR(1 g) = 0.110 mW/g; SAR(10 g) = 0.066 mW/g
Maximum value of SAR (measured) = 0.140 mW/g

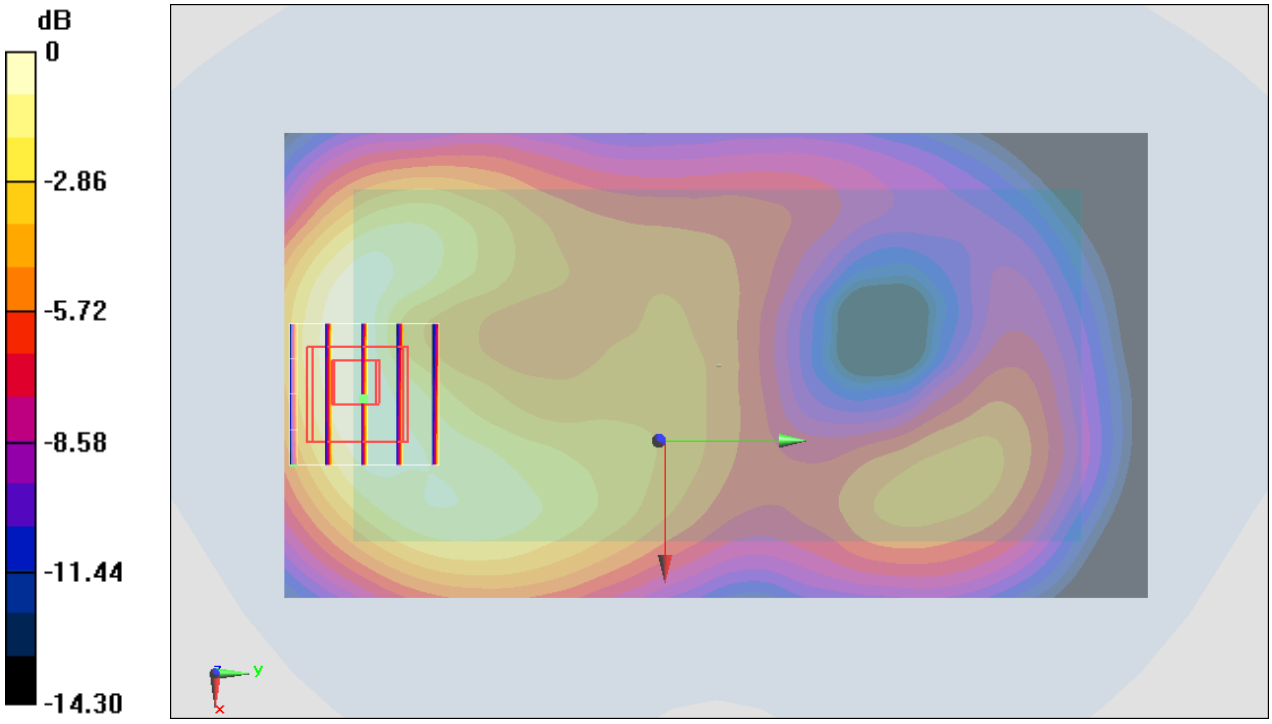

0 dB = 0.140 mW/g = -17.08 dB mW/g

Test Laboratory: Sporton International Inc. SAR/HAC Testing Lab Date: 2015/5/22

#34_WCDMA V_RMC 12.2Kbps_Back_15mm_Ch4182

Communication System: WCDMA; Frequency: 836.4 MHz;Duty Cycle: 1:1
Medium: MSL_850_150522 Medium parameters used: f = 836.4 MHz; σ = 0.991 mho/m; ε_r = 57.587; ρ = 1000 kg/m^3
Ambient Temperature：23.4 ℃； Liquid Temperature：22.4 ℃

DASY5 Configuration:
- Probe: EX3DV4 - SN3955; ConvF(10.03, 10.03, 10.03); Calibrated: 2014/11/21;
- Sensor-Surface: 1.4mm (Mechanical Surface Detection)
- Electronics: DAE4 Sn1399; Calibrated: 2014/11/13
- Phantom: SAM_Left; Type: QD000P40CD; Serial: TP:1542
- Measurement SW: DASY52, Version 52.8 (2);SEMCAD X Version 14.6.6 (6477)

Configuration/Ch4182/Area Scan (71x131x1): Measurement grid: dx=15mm, dy=15mm
Maximum value of SAR (interpolated) = 0.291 mW/g

Configuration/Ch4182/Zoom Scan (5x5x7)/Cube 0: Measurement grid: dx=8mm, dy=8mm, dz=5mm
Reference Value = 17.375 V/m; Power Drift = -0.04 dB
Peak SAR (extrapolated) = 0.318 mW/g
SAR(1 g) = 0.238 mW/g; SAR(10 g) = 0.177 mW/g
Maximum value of SAR (measured) = 0.289 mW/g

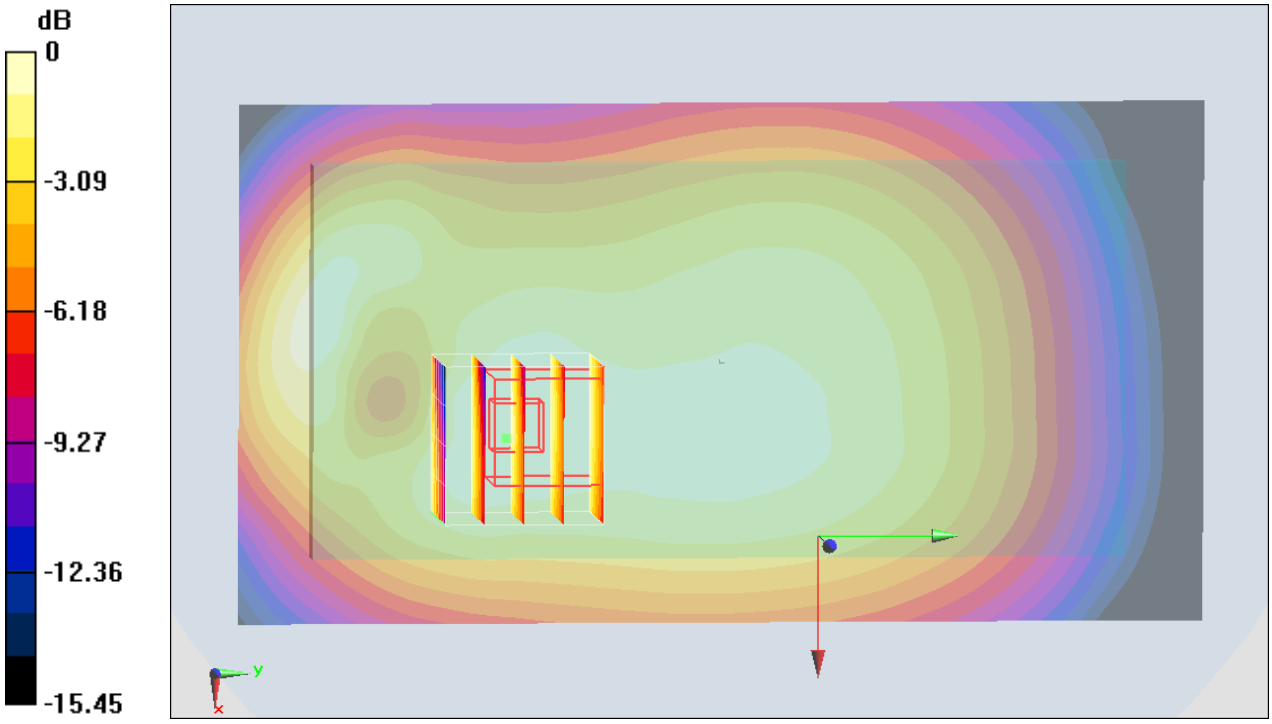

0 dB = 0.289 mW/g = -10.78 dB mW/g

#35_WCDMA IV_RMC 12.2Kbps_Back_15mm_Ch1312

Communication System: WCDMA; Frequency: 1712.4 MHz;Duty Cycle: 1:1
Medium: MSL_1750_150523 Medium parameters used: f = 1712.4 MHz; σ = 1.493 mho/m; ε_r = 54.131; ρ = 1000 kg/m^3
Ambient Temperature：23.6 ℃； Liquid Temperature：22.6 ℃

DASY5 Configuration:
- Probe: ES3DV3 - SN3270; ConvF(4.95, 4.95, 4.95); Calibrated: 2014/9/26;
- Sensor-Surface: 2mm (Mechanical Surface Detection)
- Electronics: DAE4 Sn916; Calibrated: 2014/12/29
- Phantom: SAM_Right; Type: QD000P40CC; Serial: TP:1383
- Measurement SW: DASY52, Version 52.8 (2);SEMCAD X Version 14.6.6 (6477)

Configuration/Ch1312/Area Scan (71x131x1): Measurement grid: dx=15mm, dy=15mm
Maximum value of SAR (interpolated) = 0.534 mW/g

Configuration/Ch1312/Zoom Scan (5x5x7)/Cube 0: Measurement grid: dx=8mm, dy=8mm, dz=5mm
Reference Value = 20.040 V/m; Power Drift = 0.02 dB
Peak SAR (extrapolated) = 0.773 mW/g
SAR(1 g) = 0.401 mW/g; SAR(10 g) = 0.215 mW/g
Maximum value of SAR (measured) = 0.561 mW/g

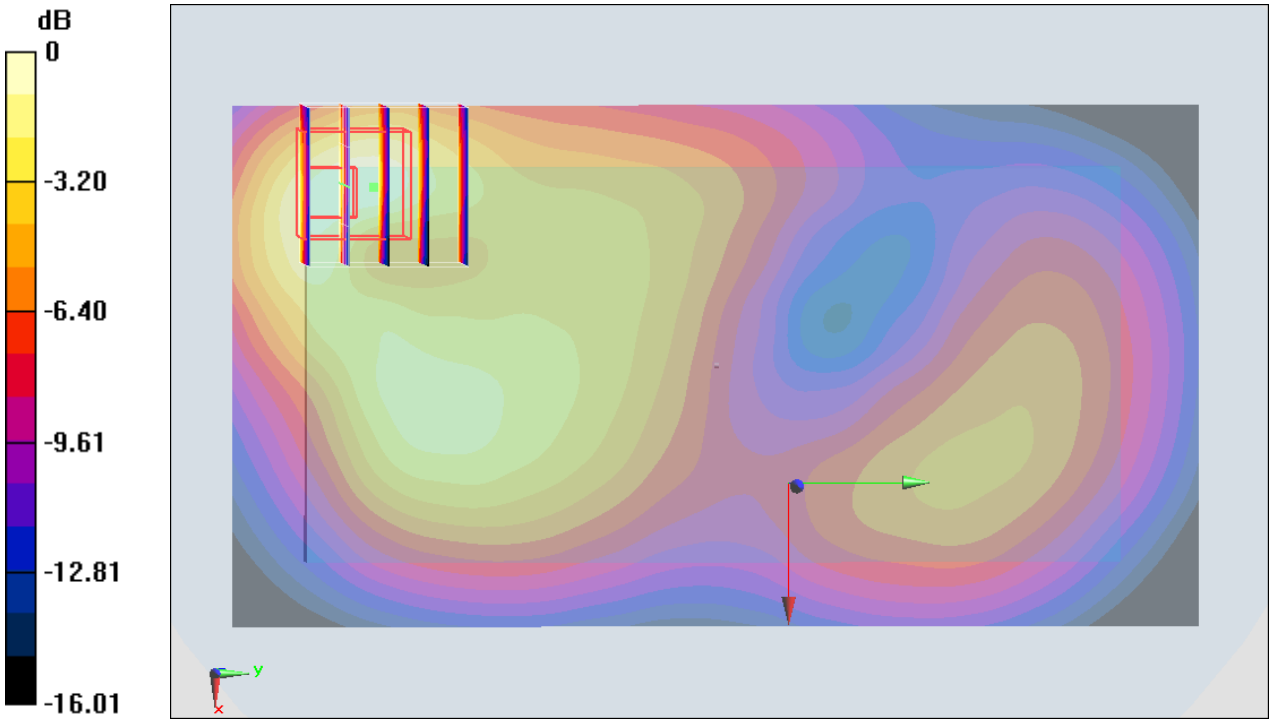

0 dB = 0.561 mW/g = -5.02 dB mW/g

#36_WCDMA II_RMC 12.2Kbps_Back_15mm_Ch9538

Communication System: WCDMA; Frequency: 1907.6 MHz;Duty Cycle: 1:1
Medium: MSL_1900_150523 Medium parameters used: f = 1908 MHz; σ = 1.57 mho/m; ε_r = 54.741; ρ = 1000 kg/m^3
Ambient Temperature：23.5 ℃； Liquid Temperature：22.5 ℃

DASY5 Configuration:
- Probe: ES3DV3 - SN3270; ConvF(4.7, 4.7, 4.7); Calibrated: 2014/9/26;
- Sensor-Surface: 2mm (Mechanical Surface Detection)
- Electronics: DAE4 Sn916; Calibrated: 2014/12/29
- Phantom: SAM_Right; Type: QD000P40CC; Serial: TP:1383
- Measurement SW: DASY52, Version 52.8 (2);SEMCAD X Version 14.6.6 (6477)

Configuration/Ch9538/Area Scan (71x131x1): Measurement grid: dx=15mm, dy=15mm
Maximum value of SAR (interpolated) = 0.341 mW/g

Configuration/Ch9538/Zoom Scan (5x5x7)/Cube 0: Measurement grid: dx=8mm, dy=8mm, dz=5mm
Reference Value = 15.950 V/m; Power Drift = 0.01 dB
Peak SAR (extrapolated) = 0.406 mW/g
SAR(1 g) = 0.255 mW/g; SAR(10 g) = 0.152 mW/g
Maximum value of SAR (measured) = 0.325 mW/g

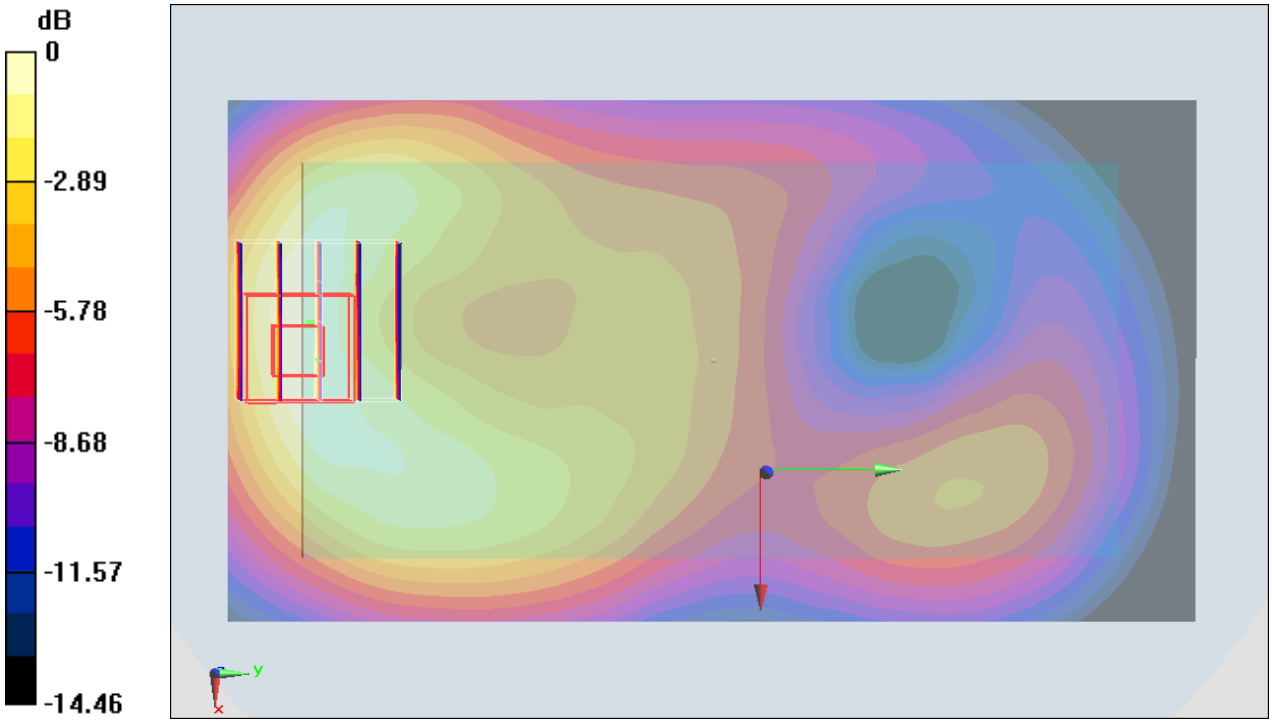

0 dB = 0.325 mW/g = -9.76 dB mW/g

Test Laboratory: Sporton International Inc. SAR/HAC Testing Lab Date: 2015/5/24

#37_LTE Band 12_10M_QPSK_1RB_0offset_Back_15mm_Ch23095

Communication System: LTE; Frequency: 707.5 MHz;Duty Cycle: 1:1
Medium: MSL_750_150524 Medium parameters used: f = 707.5 MHz; σ = 0.939 mho/m; ε_r = 55.571; ρ = 1000 kg/m^3
Ambient Temperature：23.5 ℃; Liquid Temperature：22.5 ℃

DASY5 Configuration:
- Probe: ES3DV3 - SN3270; ConvF(6.17, 6.17, 6.17); Calibrated: 2014/9/26;
- Sensor-Surface: 2mm (Mechanical Surface Detection)
- Electronics: DAE4 Sn916; Calibrated: 2014/12/29
- Phantom: SAM_Left; Type: QD000P40CD; Serial: TP:1542
- Measurement SW: DASY52, Version 52.8 (2);SEMCAD X Version 14.6.6 (6477)

Configuration/Ch23095/Area Scan (71x131x1): Measurement grid: dx=15mm, dy=15mm
Maximum value of SAR (interpolated) = 0.179 mW/g

Configuration/Ch23095/Zoom Scan (5x5x7)/Cube 0: Measurement grid: dx=8mm, dy=8mm, dz=5mm
Reference Value = 14.660 V/m; Power Drift = 0.01 dB
Peak SAR (extrapolated) = 0.209 mW/g
SAR(1 g) = 0.154 mW/g; SAR(10 g) = 0.121 mW/g
Maximum value of SAR (measured) = 0.180 mW/g

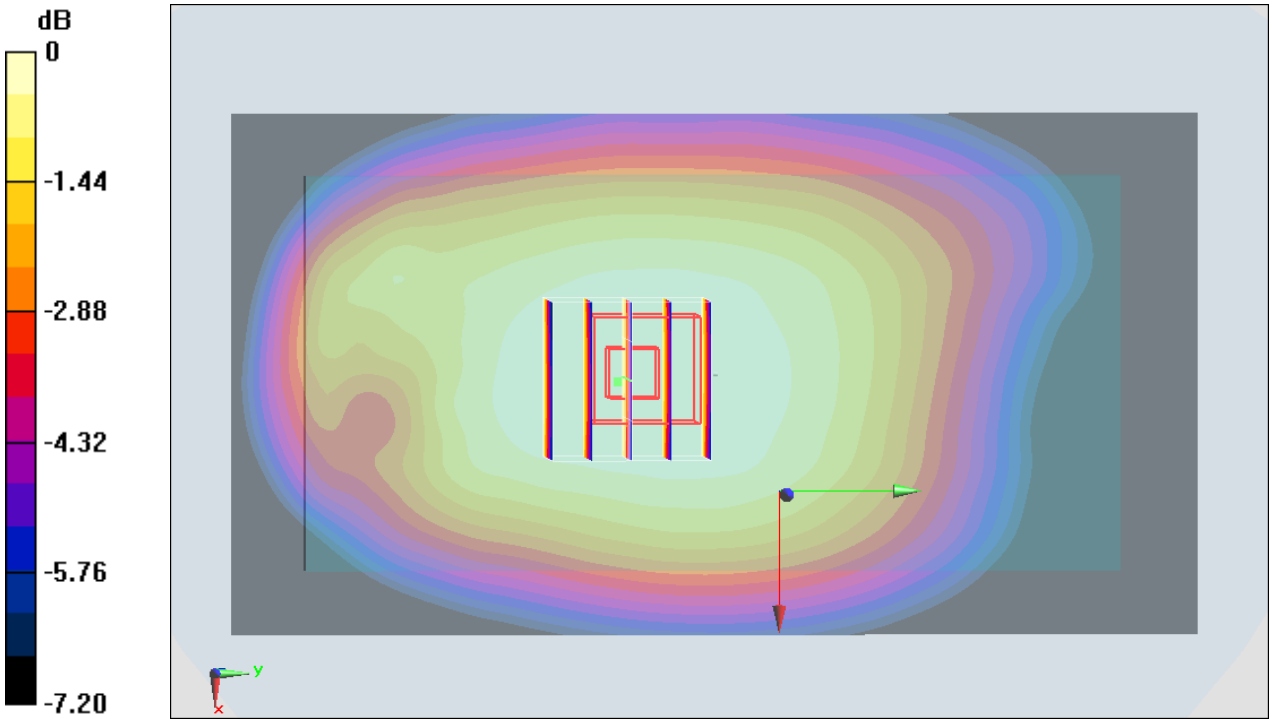

0 dB = 0.180 mW/g = -14.89 dB mW/g

Test Laboratory: Sporton International Inc. SAR/HAC Testing Lab Date: 2015/5/24

#38_LTE Band 17_10M_QPSK_1RB_0offset_Back_15mm_Ch23790

Communication System: LTE; Frequency: 710 MHz;Duty Cycle: 1:1
Medium: MSL_750_150524 Medium parameters used: f = 710 MHz; σ = 0.942 mho/m; ε_r = 55.542; ρ = 1000 kg/m^3
Ambient Temperature：23.5 ℃； Liquid Temperature：22.5 ℃

DASY5 Configuration:
- Probe: ES3DV3 - SN3270; ConvF(6.17, 6.17, 6.17); Calibrated: 2014/9/26;
- Sensor-Surface: 2mm (Mechanical Surface Detection)
- Electronics: DAE4 Sn916; Calibrated: 2014/12/29
- Phantom: SAM_Left; Type: QD000P40CD; Serial: TP:1542
- Measurement SW: DASY52, Version 52.8 (2);SEMCAD X Version 14.6.6 (6477)

Configuration/Ch23790/Area Scan (71x131x1): Measurement grid: dx=15mm, dy=15mm
Maximum value of SAR (interpolated) = 0.184 mW/g

Configuration/Ch23790/Zoom Scan (5x5x7)/Cube 0: Measurement grid: dx=8mm, dy=8mm, dz=5mm
Reference Value = 14.800 V/m; Power Drift = 0.02 dB
Peak SAR (extrapolated) = 0.213 mW/g
SAR(1 g) = 0.157 mW/g; SAR(10 g) = 0.124 mW/g
Maximum value of SAR (measured) = 0.183 mW/g

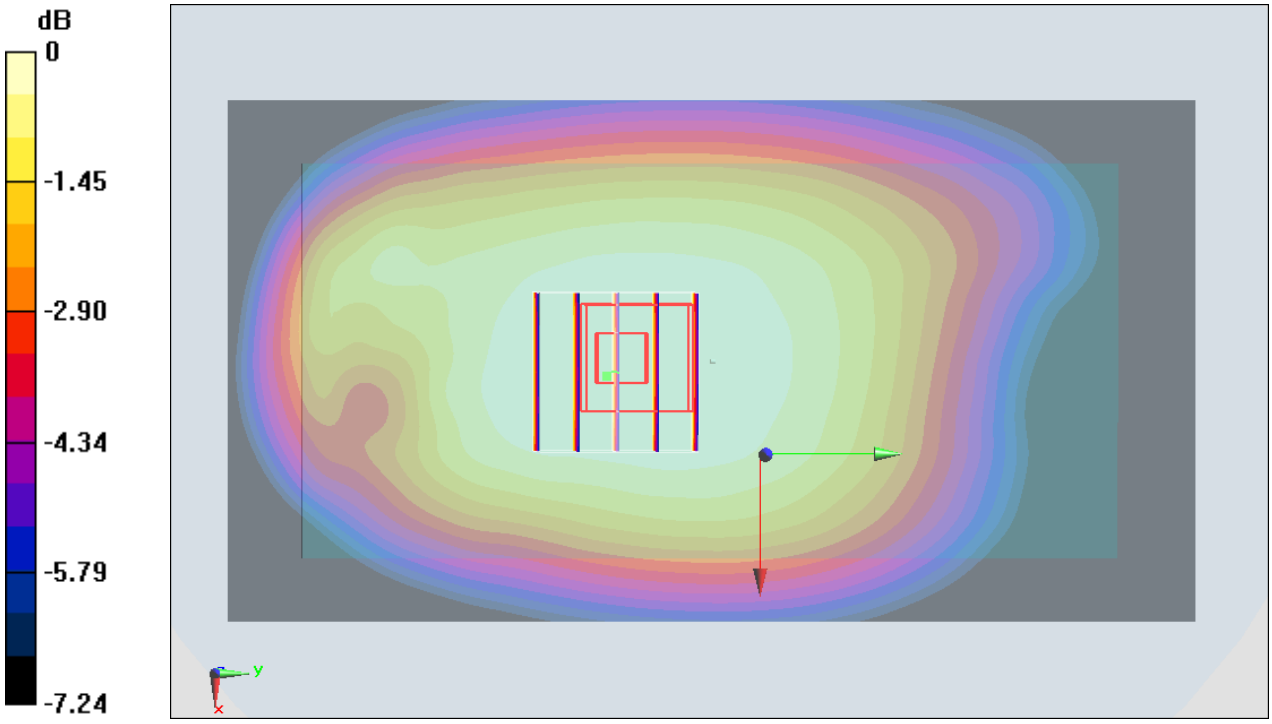

0 dB = 0.183 mW/g = -14.75 dB mW/g

Test Laboratory: Sporton International Inc. SAR/HAC Testing Lab Date: 2015/5/24

#39_LTE Band 13_10M_QPSK_1RB_0offset_Back_15mm_Ch23230

Communication System: LTE; Frequency: 782 MHz;Duty Cycle: 1:1
Medium: MSL_750_150524 Medium parameters used: f = 782 MHz; σ = 0.996 mho/m; ε_r = 53.986; ρ = 1000 kg/m^3
Ambient Temperature：23.5 ℃； Liquid Temperature：22.5 ℃

DASY5 Configuration:
- Probe: ES3DV3 - SN3270; ConvF(6.17, 6.17, 6.17); Calibrated: 2014/9/26;
- Sensor-Surface: 2mm (Mechanical Surface Detection)
- Electronics: DAE4 Sn916; Calibrated: 2014/12/29
- Phantom: SAM_Left; Type: QD000P40CD; Serial: TP:1542
- Measurement SW: DASY52, Version 52.8 (2);SEMCAD X Version 14.6.6 (6477)

Configuration/Ch23230/Area Scan (71x131x1): Measurement grid: dx=15mm, dy=15mm
Maximum value of SAR (interpolated) = 0.219 mW/g

Configuration/Ch23230/Zoom Scan (5x5x7)/Cube 0: Measurement grid: dx=8mm, dy=8mm, dz=5mm
Reference Value = 15.707 V/m; Power Drift = 0.01 dB
Peak SAR (extrapolated) = 0.257 mW/g
SAR(1 g) = 0.183 mW/g; SAR(10 g) = 0.140 mW/g
Maximum value of SAR (measured) = 0.217 mW/g

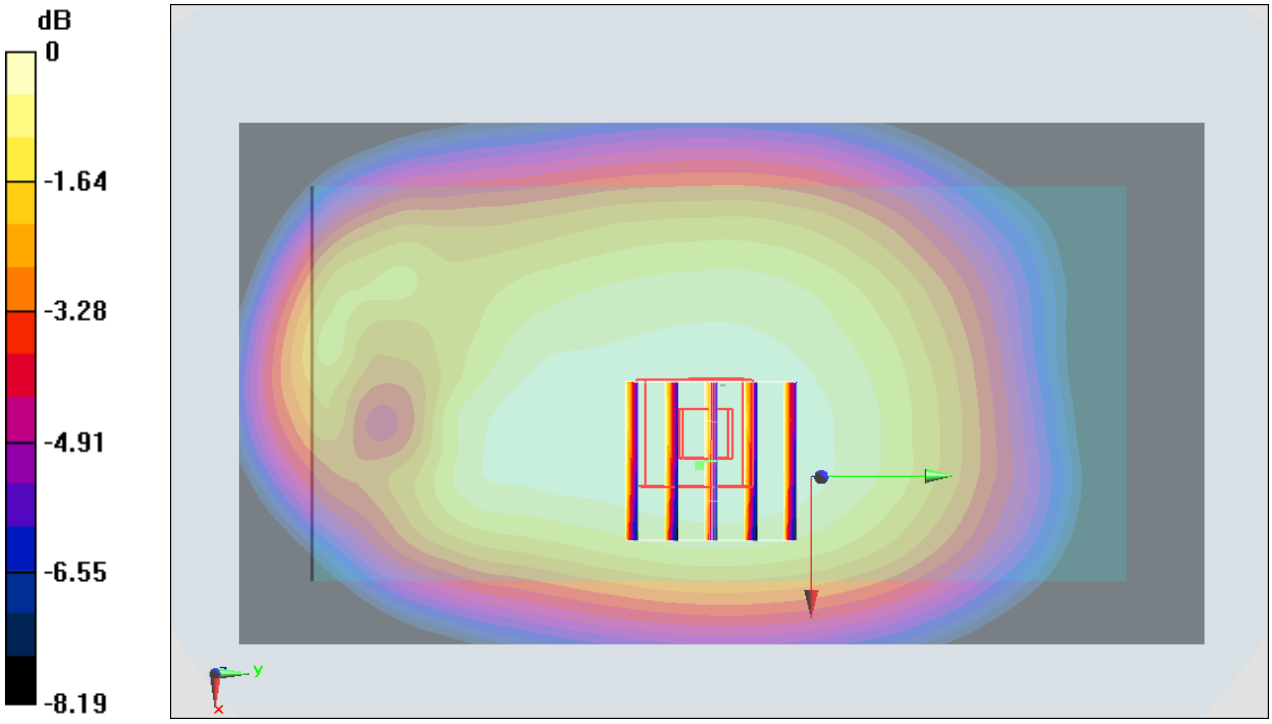

0 dB = 0.217 mW/g = -13.27 dB mW/g

Test Laboratory: Sporton International Inc. SAR/HAC Testing Lab Date: 2015/5/22

#40_LTE Band 5_10M_QPSK_1RB_0offset_Back_15mm_Ch20600

Communication System: LTE; Frequency: 844 MHz;Duty Cycle: 1:1
Medium: MSL_850_150522 Medium parameters used: f = 844 MHz; σ = 0.998 mho/m; ε_r = 57.531; ρ = 1000 kg/m^3
Ambient Temperature：23.4 ℃; Liquid Temperature：22.4 ℃

DASY5 Configuration:
- Probe: EX3DV4 - SN3955; ConvF(10.03, 10.03, 10.03); Calibrated: 2014/11/21;
- Sensor-Surface: 1.4mm (Mechanical Surface Detection)
- Electronics: DAE4 Sn1399; Calibrated: 2014/11/13
- Phantom: SAM_Left; Type: QD000P40CD; Serial: TP:1542
- Measurement SW: DASY52, Version 52.8 (2);SEMCAD X Version 14.6.6 (6477)

Configuration/Ch20600/Area Scan (71x131x1): Measurement grid: dx=15mm, dy=15mm
Maximum value of SAR (interpolated) = 0.258 mW/g

Configuration/Ch20600/Zoom Scan (5x5x7)/Cube 0: Measurement grid: dx=8mm, dy=8mm, dz=5mm
Reference Value = 15.760 V/m; Power Drift = -0.01 dB
Peak SAR (extrapolated) = 0.293 mW/g
SAR(1 g) = 0.219 mW/g; SAR(10 g) = 0.160 mW/g
Maximum value of SAR (measured) = 0.266 mW/g

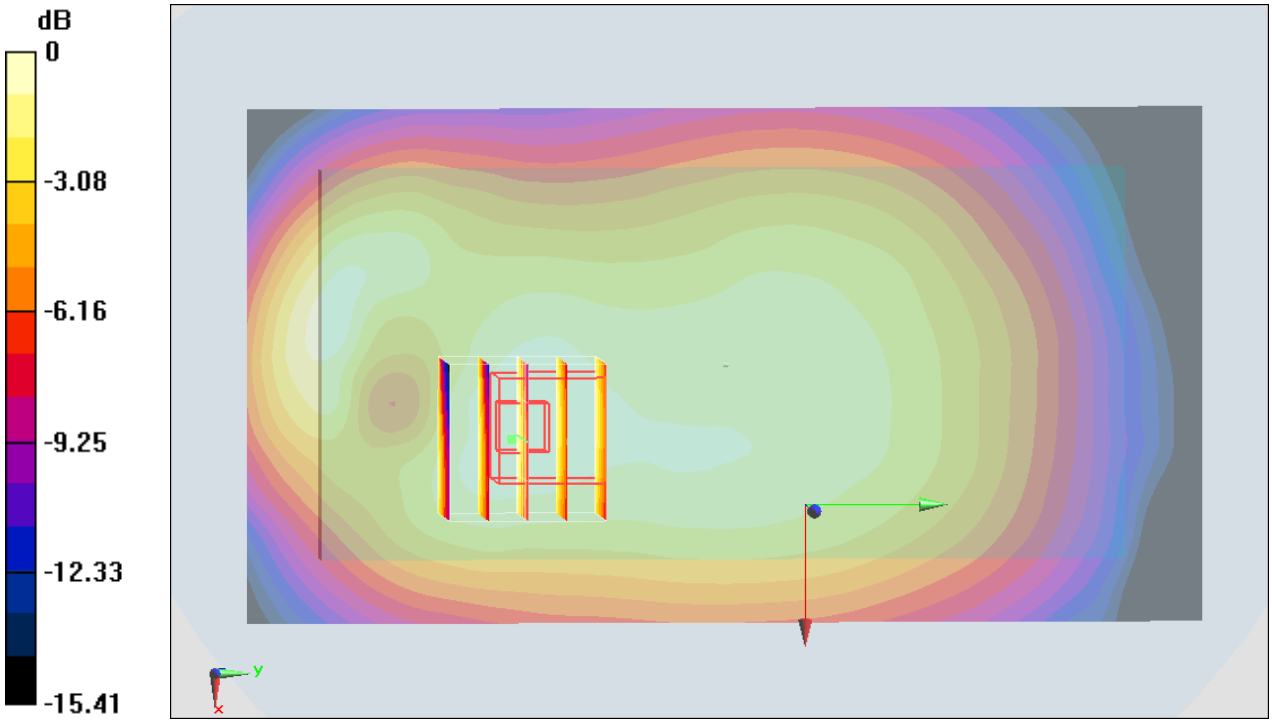

0 dB = 0.266 mW/g = -11.50 dB mW/g

Test Laboratory: Sporton International Inc. SAR/HAC Testing Lab Date: 2015/5/24

#41_LTE Band 4_20M_QPSK_1RB_0offset_Back_15mm_Ch20175

Communication System: LTE; Frequency: 1732.5 MHz;Duty Cycle: 1:1
Medium: MSL_1750_150524 Medium parameters used: f = 1732.5 MHz; σ = 1.51 mho/m; ε_r = 52.289; ρ = 1000 kg/m^3
Ambient Temperature：23.5 ℃； Liquid Temperature：22.5 ℃

DASY5 Configuration:
- Probe: ES3DV3 - SN3270; ConvF(4.95, 4.95, 4.95); Calibrated: 2014/9/26;
- Sensor-Surface: 2mm (Mechanical Surface Detection)
- Electronics: DAE4 Sn916; Calibrated: 2014/12/29
- Phantom: SAM_Right; Type: QD000P40CC; Serial: TP:1383
- Measurement SW: DASY52, Version 52.8 (2);SEMCAD X Version 14.6.6 (6477)

Configuration/Ch20175/Area Scan (71x131x1): Measurement grid: dx=15mm, dy=15mm
Maximum value of SAR (interpolated) = 0.428 mW/g

Configuration/Ch20175/Zoom Scan (5x5x7)/Cube 0: Measurement grid: dx=8mm, dy=8mm, dz=5mm
Reference Value = 16.984 V/m; Power Drift = 0.05 dB
Peak SAR (extrapolated) = 0.679 mW/g
SAR(1 g) = 0.350 mW/g; SAR(10 g) = 0.190 mW/g
Maximum value of SAR (measured) = 0.479 mW/g

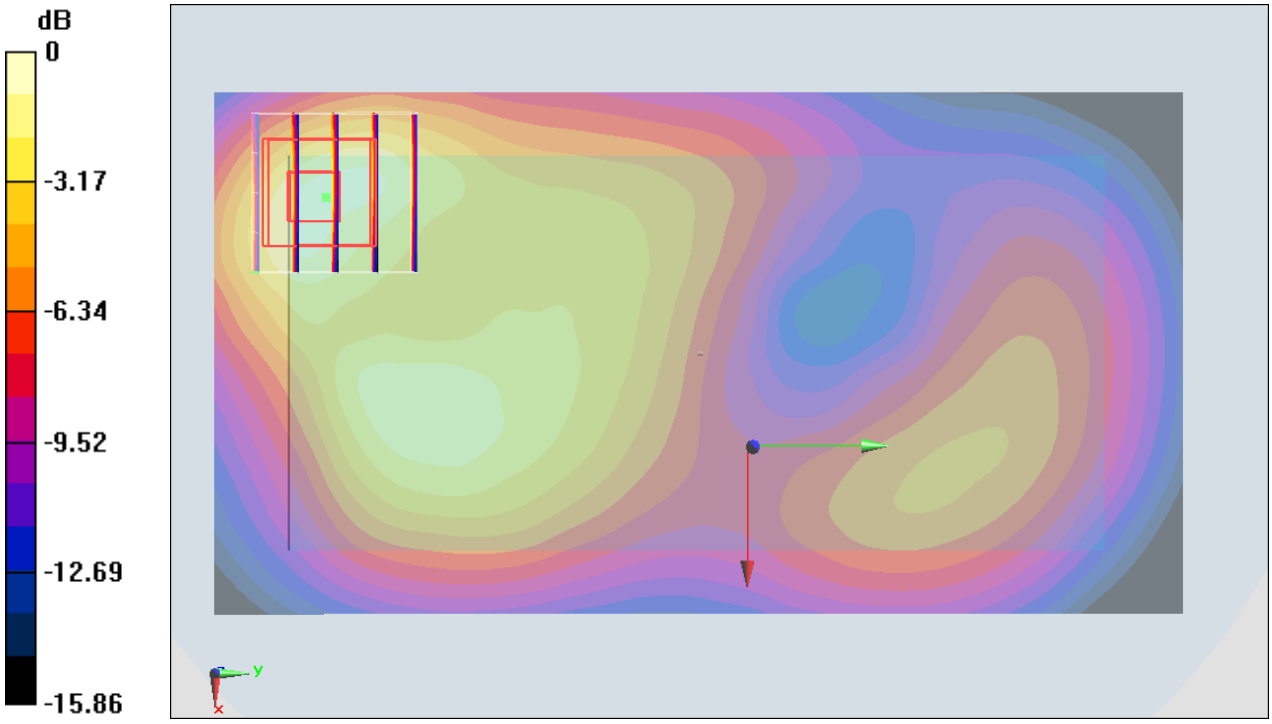

0 dB = 0.479 mW/g = -6.39 dB mW/g

Test Laboratory: Sporton International Inc. SAR/HAC Testing Lab Date: 2015/5/23

#42_LTE Band 2_20M_QPSK_1RB_0offset_Back_15mm_Ch19100

Communication System: LTE; Frequency: 1900 MHz;Duty Cycle: 1:1
Medium: MSL_1900_150523 Medium parameters used: f = 1900 MHz; σ = 1.56 mho/m; ε_r = 54.78; ρ = 1000 kg/m^3
Ambient Temperature：23.5 ℃； Liquid Temperature：22.5 ℃

DASY5 Configuration:
- Probe: ES3DV3 - SN3270; ConvF(4.7, 4.7, 4.7); Calibrated: 2014/9/26;
- Sensor-Surface: 2mm (Mechanical Surface Detection)
- Electronics: DAE4 Sn916; Calibrated: 2014/12/29
- Phantom: SAM_Right; Type: QD000P40CC; Serial: TP:1383
- Measurement SW: DASY52, Version 52.8 (2);SEMCAD X Version 14.6.6 (6477)

Configuration/Ch19100/Area Scan (71x131x1): Measurement grid: dx=15mm, dy=15mm
Maximum value of SAR (interpolated) = 0.225 mW/g

Configuration/Ch19100/Zoom Scan (5x5x7)/Cube 0: Measurement grid: dx=8mm, dy=8mm, dz=5mm
Reference Value = 12.817 V/m; Power Drift = 0.11 dB
Peak SAR (extrapolated) = 0.314 mW/g
SAR(1 g) = 0.164 mW/g; SAR(10 g) = 0.096 mW/g
Maximum value of SAR (measured) = 0.238 mW/g

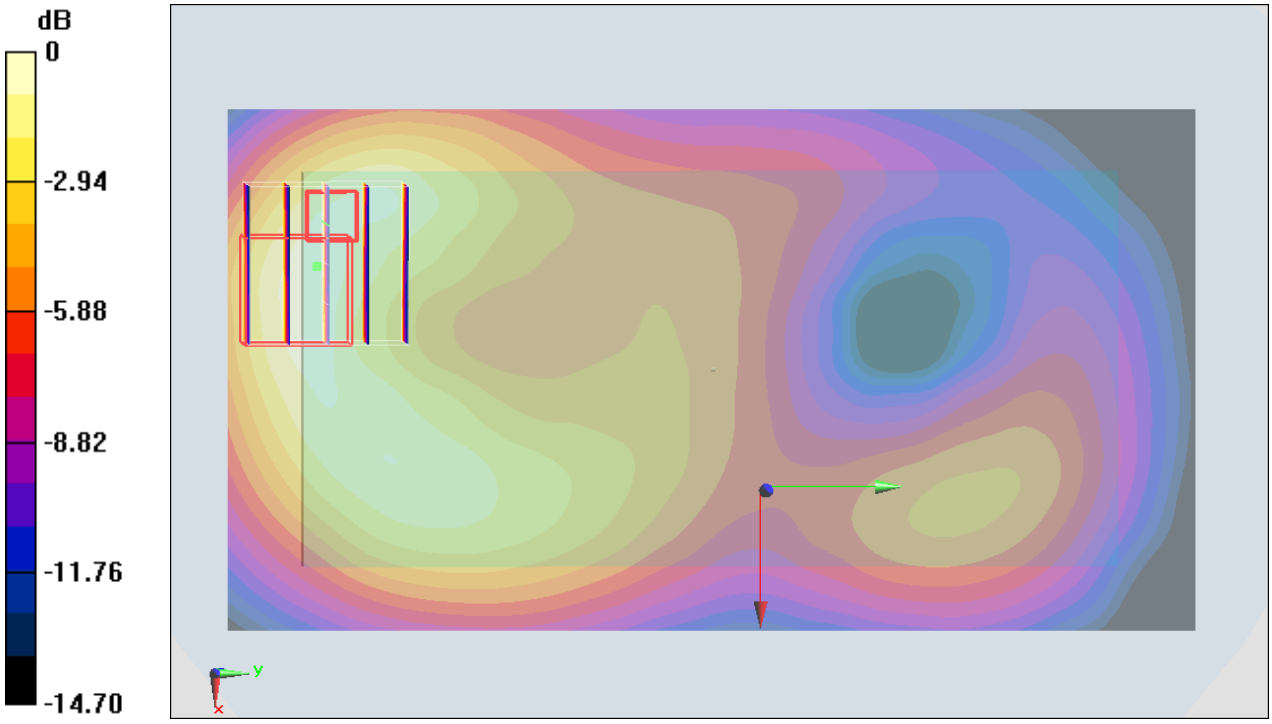

0 dB = 0.238 mW/g = -12.47 dB mW/g

Test Laboratory: Sporton International Inc. SAR/HAC Testing Lab Date: 2015/5/20

#43_LTE Band 7_20M_QPSK_1RB_0offset_Front_15mm_Ch20850

Communication System: LTE; Frequency: 2510 MHz;Duty Cycle: 1:1
Medium: MSL_2600_150520 Medium parameters used: f = 2510 MHz; σ = 2.094 mho/m; ε_r = 53.174; ρ = 1000 kg/m^3
Ambient Temperature：23.3 ℃； Liquid Temperature：22.3 ℃

DASY5 Configuration:
- Probe: EX3DV4 - SN3955; ConvF(7.09, 7.09, 7.09); Calibrated: 2014/11/21;
- Sensor-Surface: 1.4mm (Mechanical Surface Detection)
- Electronics: DAE4 Sn1399; Calibrated: 2014/11/13
- Phantom: SAM_Left; Type: QD000P40CD; Serial: TP:1542
- Measurement SW: DASY52, Version 52.8 (2);SEMCAD X Version 14.6.6 (6477)

Configuration/Ch20850/Area Scan (91x151x1): Measurement grid: dx=12mm, dy=12mm
Maximum value of SAR (interpolated) = 0.454 mW/g

Configuration/Ch20850/Zoom Scan (7x7x7)/Cube 0: Measurement grid: dx=5mm, dy=5mm, dz=5mm
Reference Value = 15.129 V/m; Power Drift = -0.06 dB
Peak SAR (extrapolated) = 0.590 mW/g
SAR(1 g) = 0.309 mW/g; SAR(10 g) = 0.170 mW/g
Maximum value of SAR (measured) = 0.475 mW/g

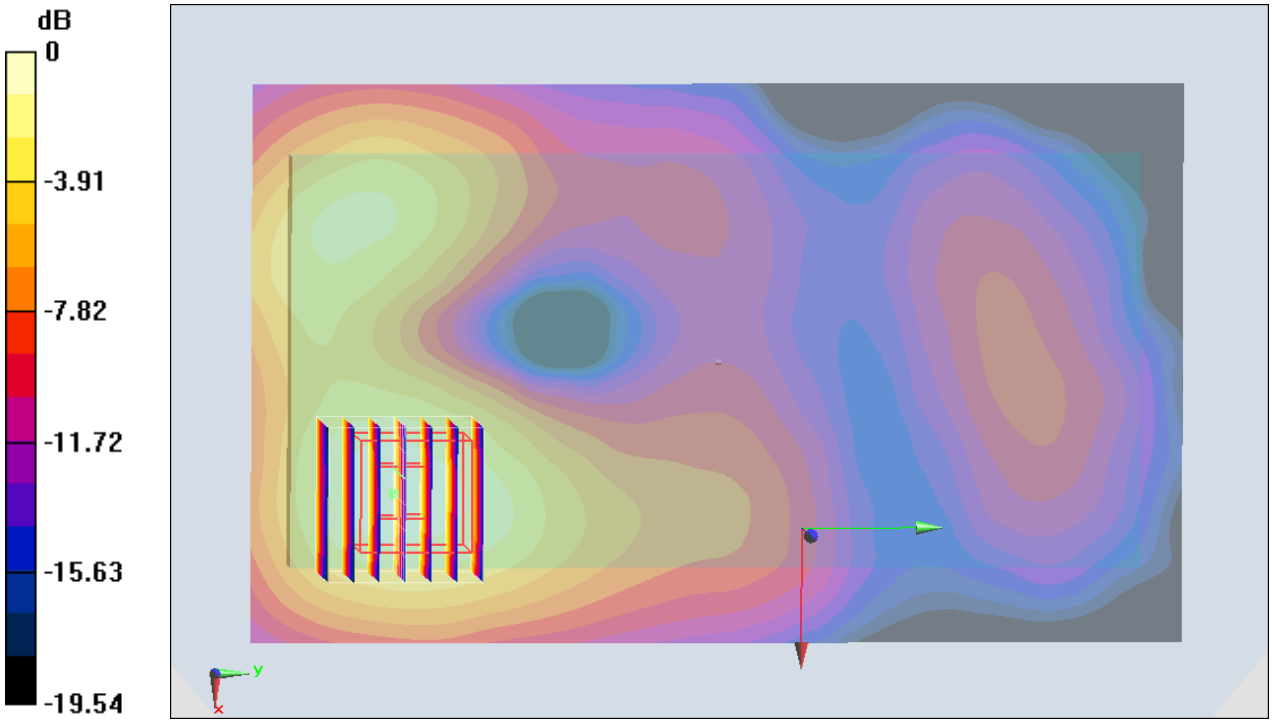

0 dB = 0.475 mW/g = -6.47 dB mW/g

Test Laboratory: Sporton International Inc. SAR/HAC Testing Lab Date: 2015/5/27

#44_WLAN2.4GHz_802.11b 1Mbps_Back_15mm_Ch6

Communication System: 802.11b; Frequency: 2437 MHz;Duty Cycle: 1:1.021
Medium: MSL_2450_150527 Medium parameters used: f = 2437 MHz; σ = 1.991 mho/m; ε_r = 53.462; ρ = 1000 kg/m^3
Ambient Temperature：23.4 ℃； Liquid Temperature：22.4 ℃

DASY5 Configuration:
- Probe: ES3DV3 - SN3270; ConvF(4.29, 4.29, 4.29); Calibrated: 2014/9/26;
- Sensor-Surface: 2mm (Mechanical Surface Detection)
- Electronics: DAE4 Sn916; Calibrated: 2014/12/29
- Phantom: SAM_Right; Type: QD000P40CC; Serial: TP:1383
- Measurement SW: DASY52, Version 52.8 (2);SEMCAD X Version 14.6.6 (6477)

Configuration/Ch6/Area Scan (81x151x1): Measurement grid: dx=12mm, dy=12mm
Maximum value of SAR (interpolated) = 0.132 mW/g

Configuration/Ch6/Zoom Scan (7x7x7)/Cube 0: Measurement grid: dx=5mm, dy=5mm, dz=5mm
Reference Value = 7.924 V/m; Power Drift = 0.14 dB
Peak SAR (extrapolated) = 0.231 mW/g
SAR(1 g) = 0.109 mW/g; SAR(10 g) = 0.059 mW/g
Maximum value of SAR (measured) = 0.154 mW/g

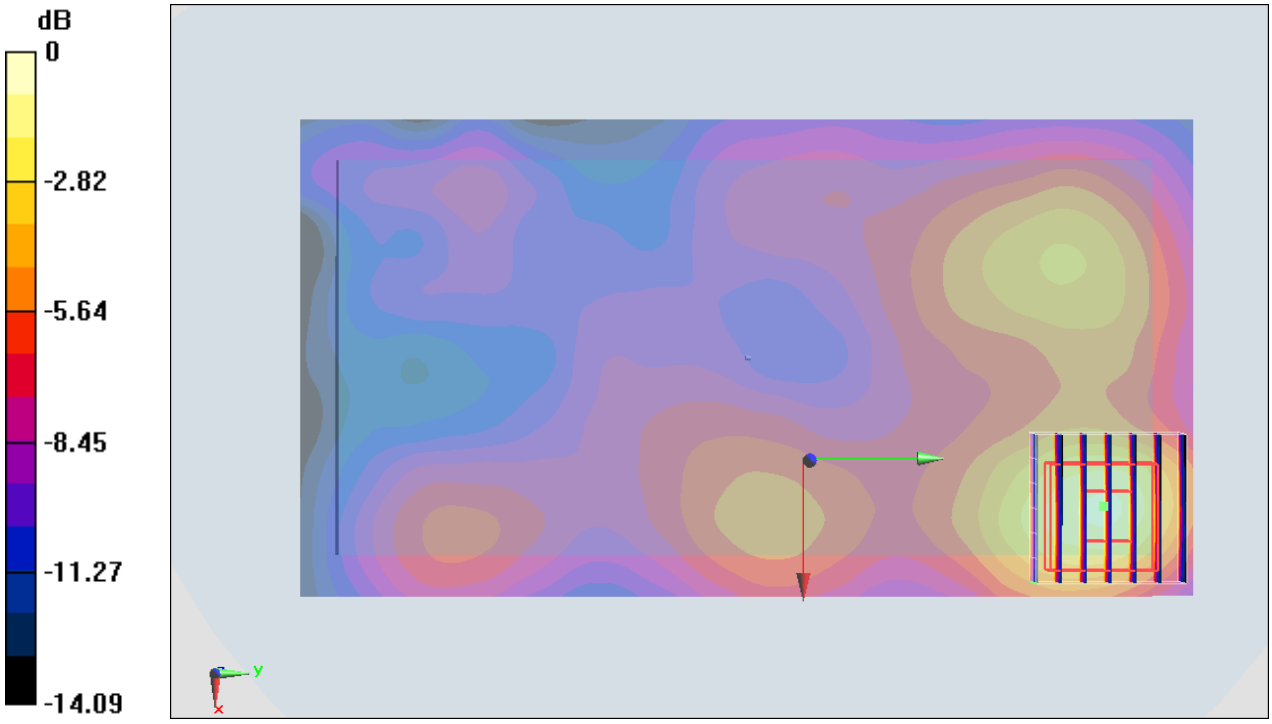

0 dB = 0.154 mW/g = -16.25 dB mW/g

#45_WLAN5GHz_802.11n-HT40 MCS0_Back_15mm_Ch62

Communication System: 802.11n ; Frequency: 5310 MHz;Duty Cycle: 1:1.262
Medium: MSL_5G_150528 Medium parameters used : f = 5310 MHz; σ = 5.571 S/m; ε_r = 47.009; ρ = 1000 kg/m^3
Ambient Temperature：23.3 ℃； Liquid Temperature：22.3 ℃

DASY5 Configuration
- Probe: EX3DV4 - SN3954; ConvF(4.15, 4.15, 4.15); Calibrated: 2014/11/21;
- Sensor-Surface: 1.4mm (Mechanical Surface Detection)
- Electronics: DAE4 Sn1279; Calibrated: 2014/7/23
- Phantom: SAM_Left; Type: QD000P40CD; Serial: S/N:1796
- Measurement SW: DASY52, Version 52.8 (8); SEMCAD X Version 14.6.10 (7331)

Configuration/Ch62/Area Scan (101x201x1): Interpolated grid: dx=1.000 mm, dy=1.000 mm
Maximum value of SAR (interpolated) = 0.192 W/kg

Configuration/Ch62/Zoom Scan (7x7x7)/Cube 0: Measurement grid: dx=4mm, dy=4mm, dz=1.4mm
Reference Value = 5.524 V/m; Power Drift = -0.13 dB
Peak SAR (extrapolated) = 0.265 W/kg
SAR(1 g) = 0.084 W/kg; SAR(10 g) = 0.040 W/kg
Maximum value of SAR (measured) = 0.165 W/kg

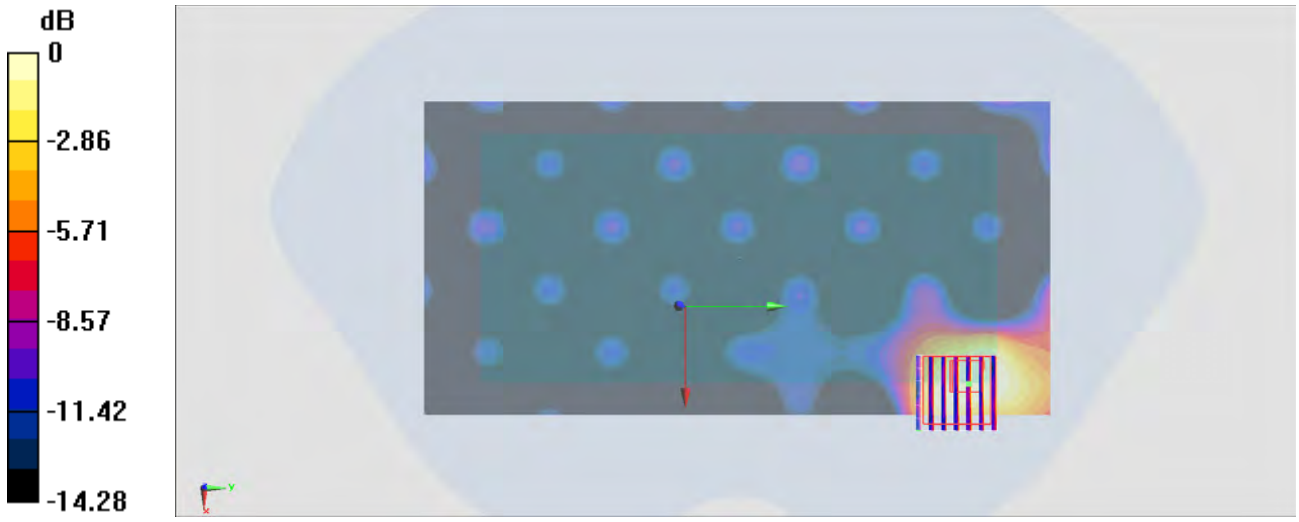

0 dB = 0.165 W/kg = -7.83 dBW/kg

#46_WLAN5GHz_802.11n-HT40 MCS0_Back_15mm_Ch102

Communication System: 802.11n ; Frequency: 5510 MHz;Duty Cycle: 1:1.262
Medium: MSL_5G_150528 Medium parameters used: f = 5510 MHz; σ = 5.827 S/m; ε_r = 46.641; ρ = 1000 kg/m^3
Ambient Temperature：23.3 ℃； Liquid Temperature：22.3 ℃

DASY5 Configuration
- Probe: EX3DV4 - SN3954; ConvF(3.92, 3.92, 3.92); Calibrated: 2014/11/21;
- Sensor-Surface: 1.4mm (Mechanical Surface Detection)
- Electronics: DAE4 Sn1279; Calibrated: 2014/7/23
- Phantom: SAM_Left; Type: QD000P40CD; Serial: S/N:1796
- Measurement SW: DASY52, Version 52.8 (8); SEMCAD X Version 14.6.10 (7331)

Configuration/Ch102/Area Scan (101x201x1): Interpolated grid: dx=1.000 mm, dy=1.000 mm
Maximum value of SAR (interpolated) = 0.172 W/kg

Configuration/Ch102/Zoom Scan (7x7x7)/Cube 0: Measurement grid: dx=4mm, dy=4mm, dz=1.4mm
Reference Value = 5.611 V/m; Power Drift = -0.02 dB
Peak SAR (extrapolated) = 0.253 W/kg
SAR(1 g) = 0.075 W/kg; SAR(10 g) = 0.036 W/kg
Maximum value of SAR (measured) = 0.158 W/kg

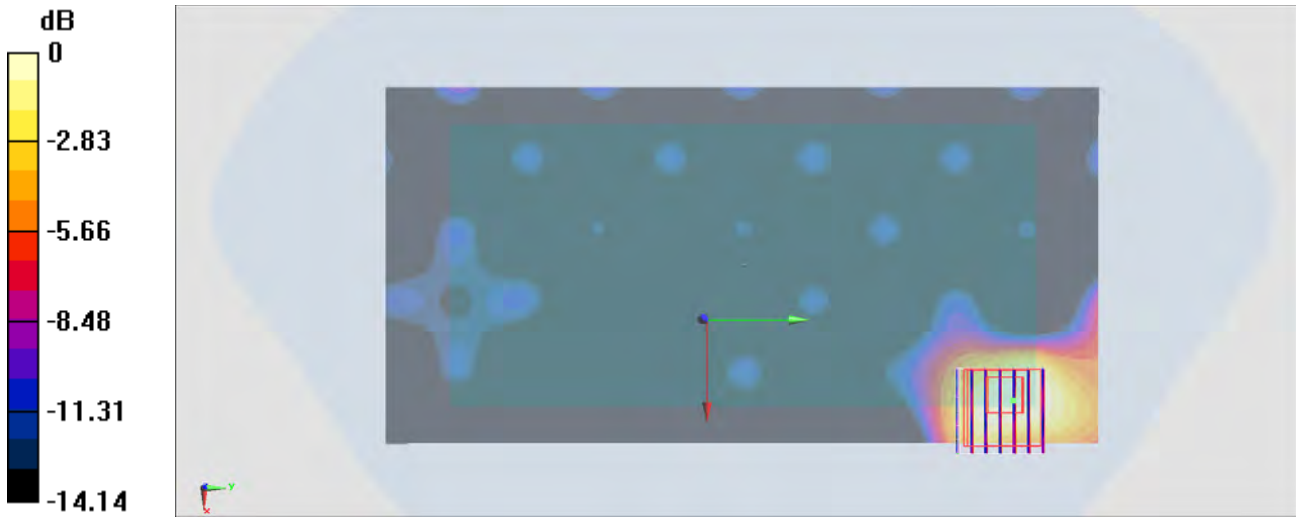

0 dB = 0.158 W/kg = -8.01 dBW/kg

#47_WLAN5GHz_802.11n-HT40 MCS0_Back_15mm_Ch151

Communication System: 802.11n; Frequency: 5755 MHz;Duty Cycle: 1:1.262
Medium: MSL_5G_150529 Medium parameters used: f = 5755 MHz; σ = 6.16 S/m; ε_r = 46.317; ρ = 1000 kg/m^3
Ambient Temperature：23.3 ℃； Liquid Temperature：22.3 ℃

DASY5 Configuration
- Probe: EX3DV4 - SN3954; ConvF(3.96, 3.96, 3.96); Calibrated: 2014/11/21;
- Sensor-Surface: 1.4mm (Mechanical Surface Detection)
- Electronics: DAE4 Sn1279; Calibrated: 2014/7/23
- Phantom: SAM_Left; Type: QD000P40CD; Serial: S/N:1796
- Measurement SW: DASY52, Version 52.8 (8); SEMCAD X Version 14.6.10 (7331)

Configuration/Ch151/Area Scan (101x201x1): Interpolated grid: dx=1.000 mm, dy=1.000 mm
Maximum value of SAR (interpolated) = 0.0933 W/kg

Configuration/Ch151/Zoom Scan (7x7x7)/Cube 0: Measurement grid: dx=4mm, dy=4mm, dz=1.4mm
Reference Value = 4.386 V/m; Power Drift = -0.19 dB
Peak SAR (extrapolated) = 0.215 W/kg
SAR(1 g) = 0.067 W/kg; SAR(10 g) = 0.043 W/kg
Maximum value of SAR (measured) = 0.125 W/kg

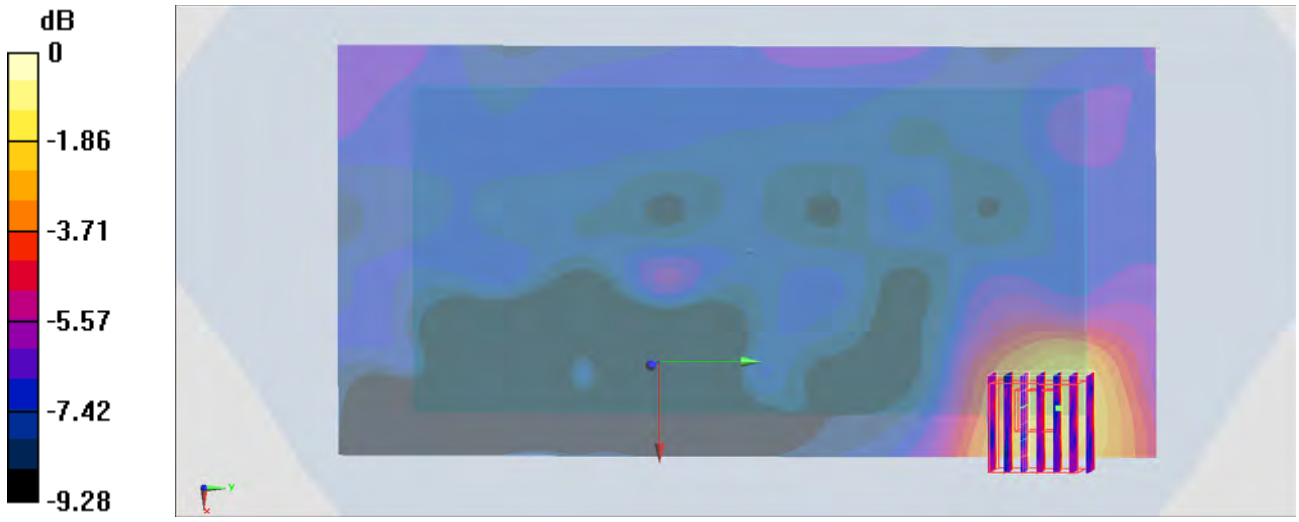

0 dB = 0.125 W/kg = -9.03 dBW/kg