LTE Band 17

Peak-to-Average Ratio

Mode	LTE Band 17 / 10MHz				
Mod.	QPSK		16QAM		Limit: 13dB
RB Size	1RB	Full RB	1RB	Full RB	Result
Lowest CH	4.84	5.39	5.54	6.32	PASS
Middle CH	4.43	5.54	5.28	6.29	
Highest CH	4.38	5.65	5.07	6.46	

LTE Band 17 / 10MHz / QPSK

Lowest Channel / 1RB

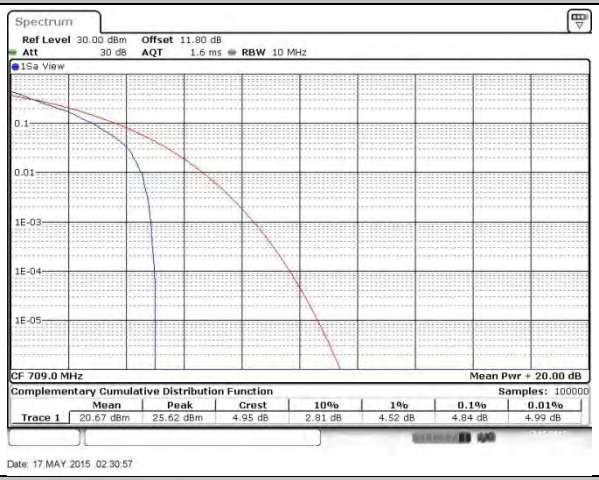

Lowest Channel / Full RB

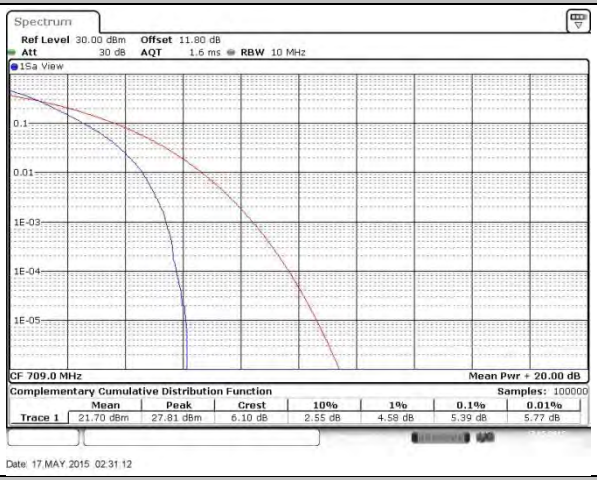

Middle Channel/ 1RB

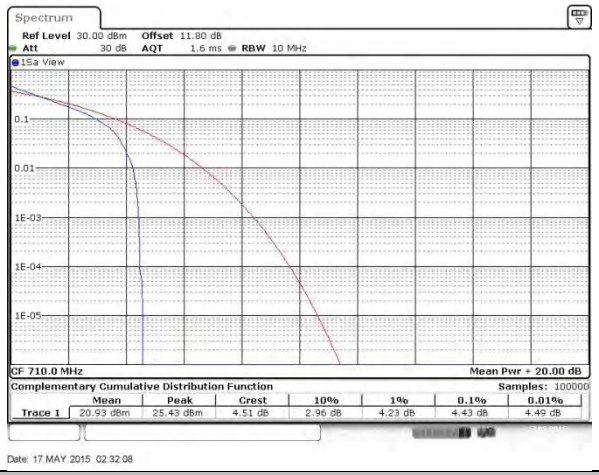

Middle Channel / Full RB

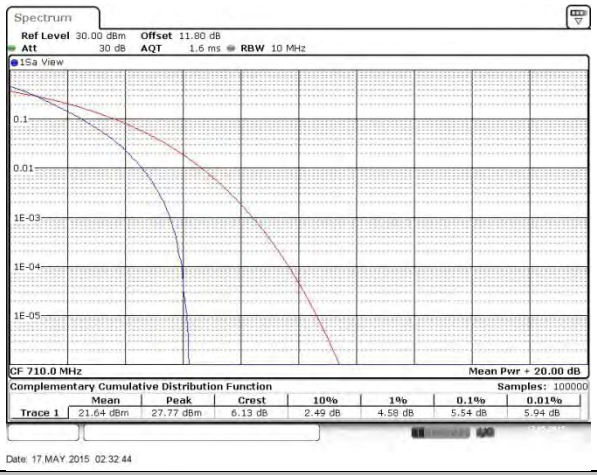

Highest Channel/ 1RB

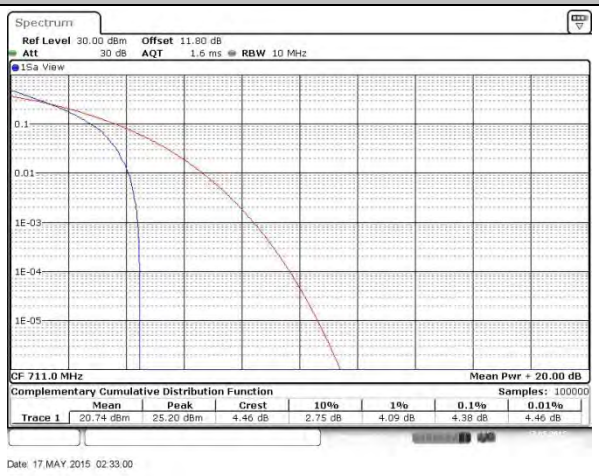

Highest Channel / Full RB

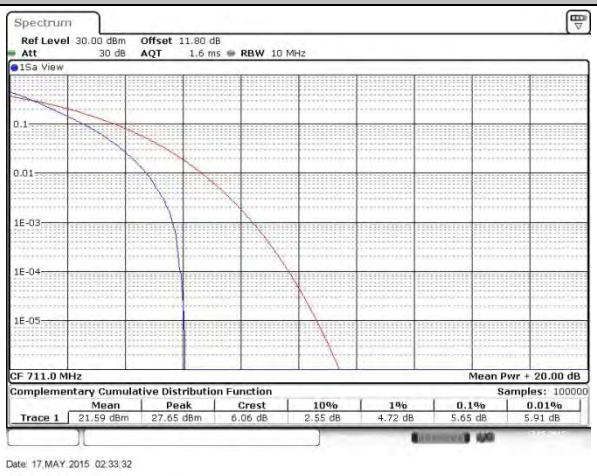

LTE Band 17 / 10MHz / 16QAM

Lowest Channel / 1RB

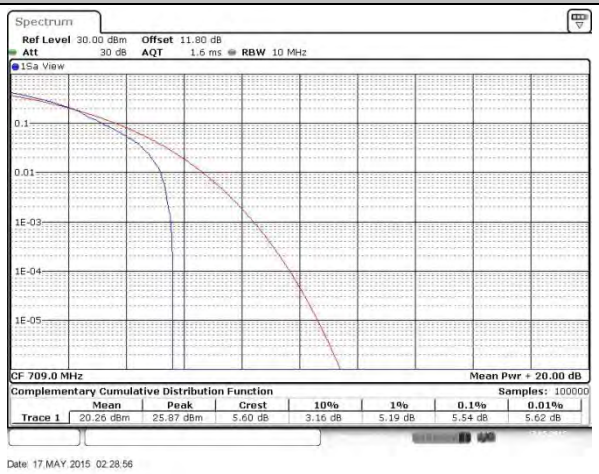

Lowest Channel / Full RB

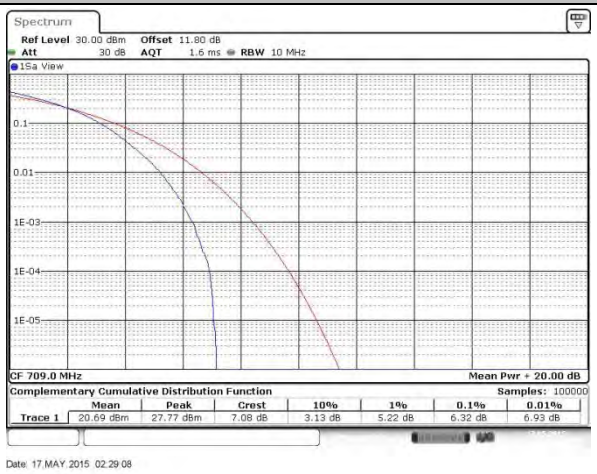

Middle Channel/ 1RB

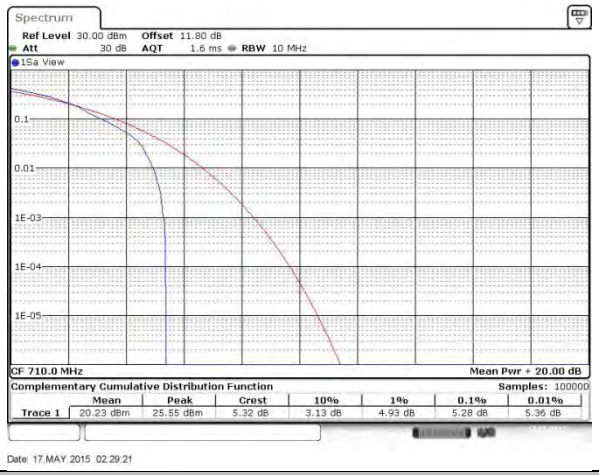

Middle Channel / Full RB

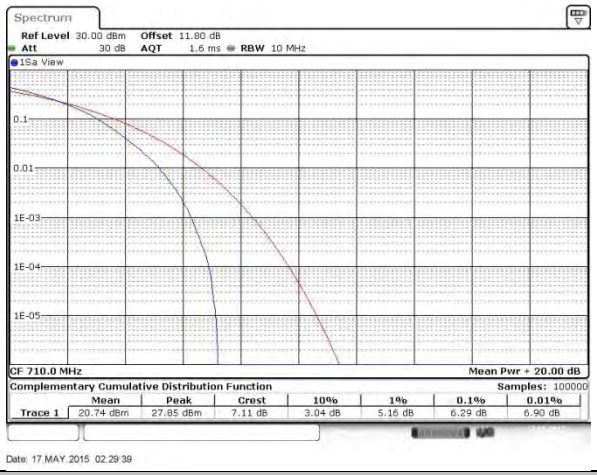

Highest Channel/ 1RB

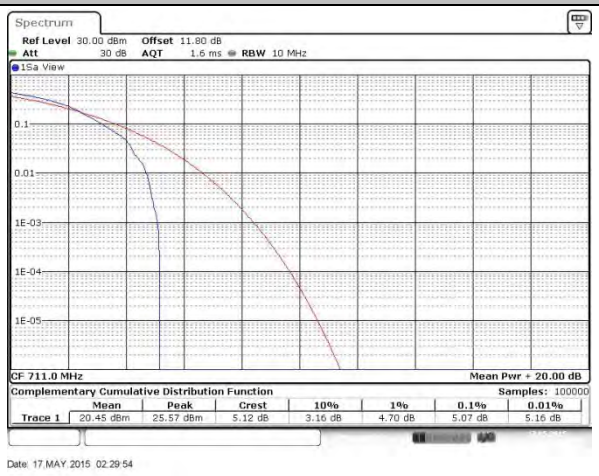

Highest Channel / Full RB

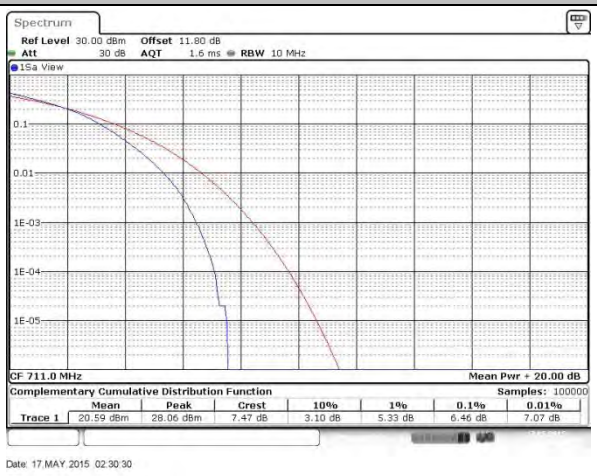

26dB Bandwidth

Mode	LTE Band 17 : 26dB BW(MHz)											
BW	1.4MHz		3MHz		5MHz		10MHz		15MHz		20MHz	
Mod.	QPSK	16QAM	QPSK	16QAM	QPSK	16QAM	QPSK	16QAM	QPSK	16QAM	QPSK	16QAM
Lowest CH	-	-	-	-	5.06	5.05	9.95	9.97	-	-	-	-
Middle CH	-	-	-	-	5.07	5.06	10.09	9.93	-	-	-	-
Highest CH	-	-	-	-	5.08	5.10	9.99	9.99	-	-	-	-

LTE Band 17

Lowest Channel / 5MHz / QPSK

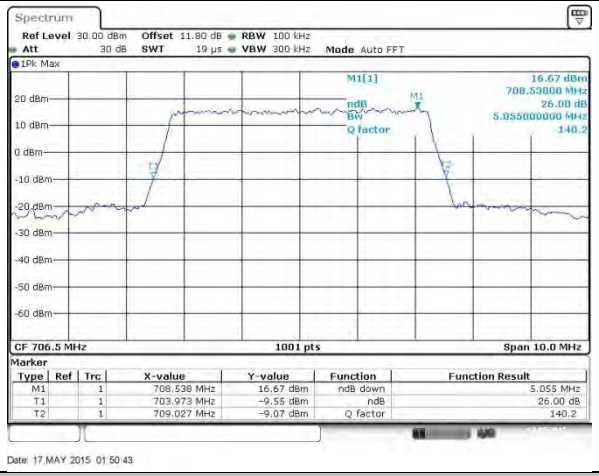

Lowest Channel / 5MHz / 16QAM

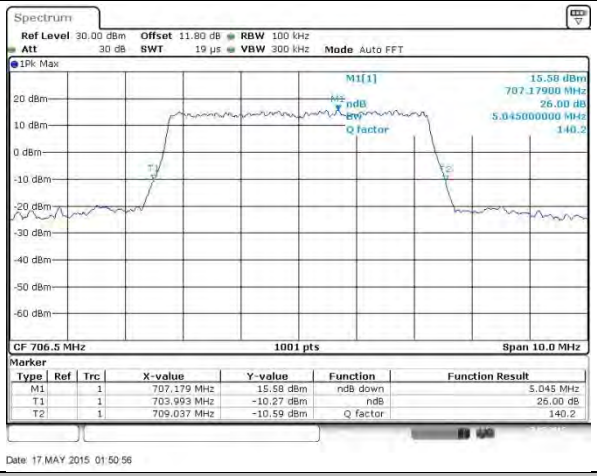

Middle Channel / 5MHz / QPSK

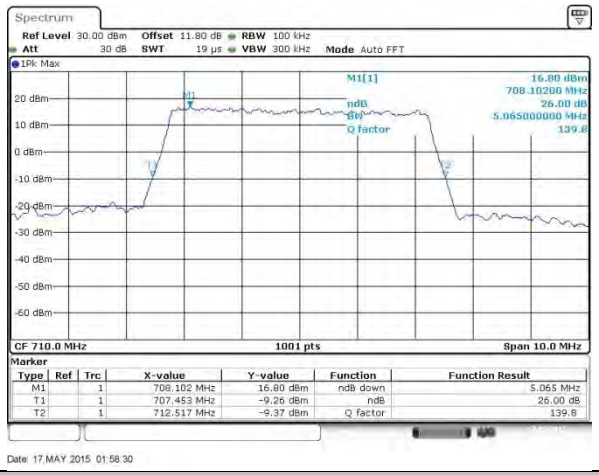

Middle Channel / 5MHz / 16QAM

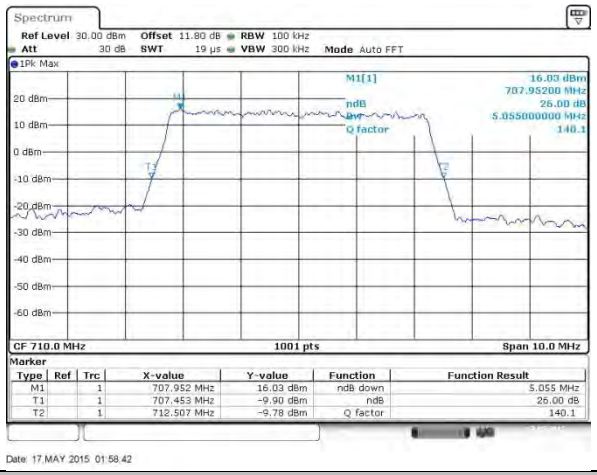

Highest Channel / 5MHz / QPSK

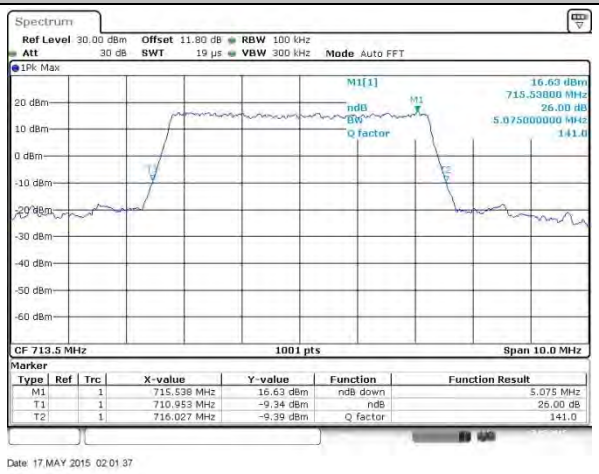

Highest Channel / 5MHz / 16QAM

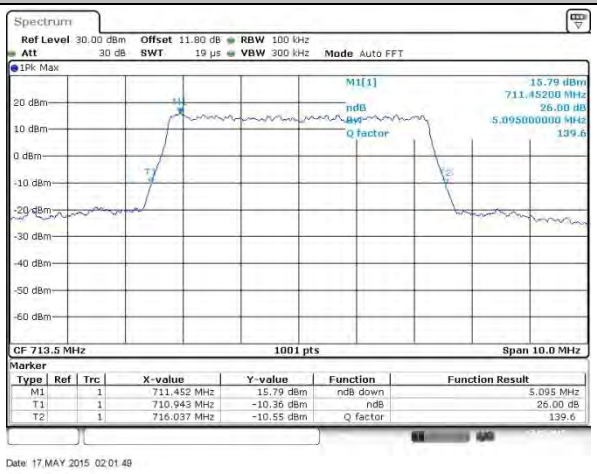

LTE Band 17

Lowest Channel / 10MHz / QPSK

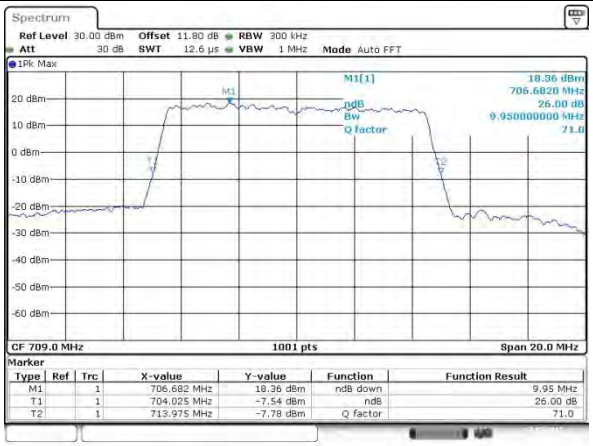

Lowest Channel / 10MHz / 16QAM

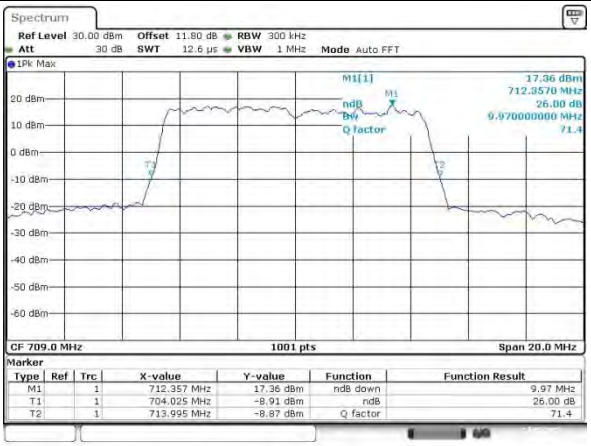

Middle Channel / 10MHz / QPSK

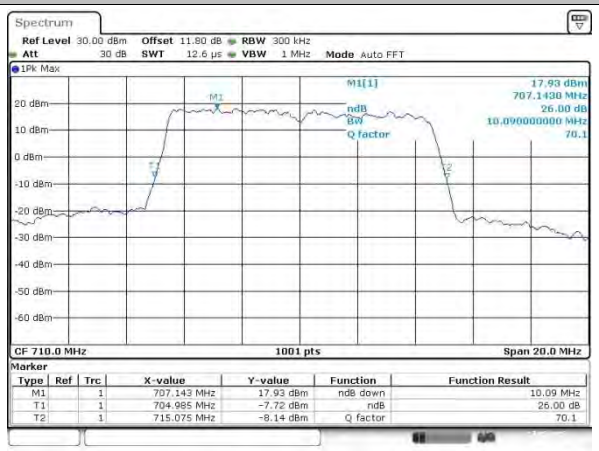

Middle Channel / 10MHz / 16QAM

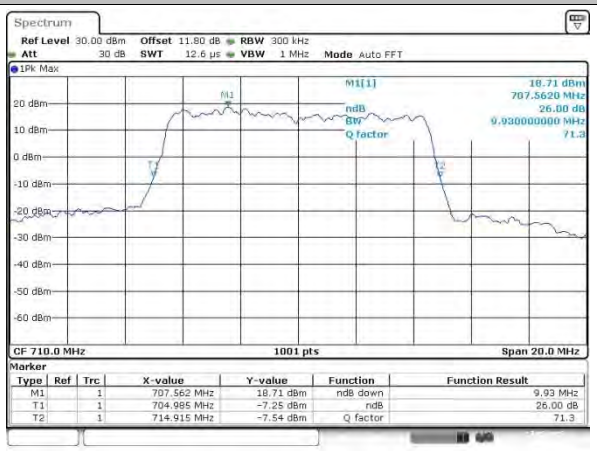

Highest Channel / 10MHz / QPSK

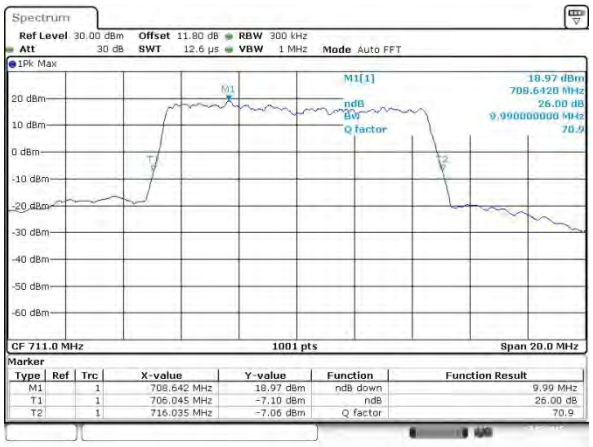

Highest Channel / 10MHz / 16QAM

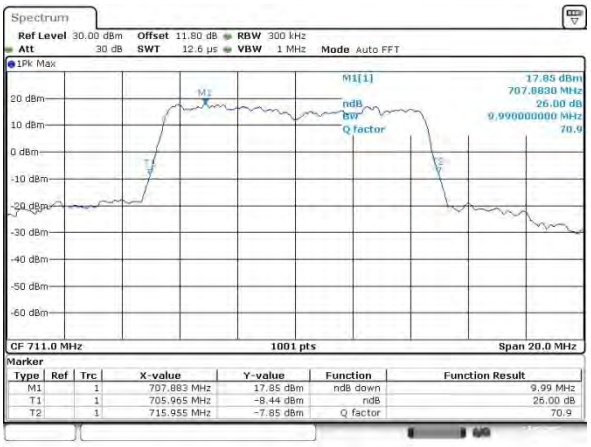

Occupied Bandwidth

Mode	LTE Band 17 : 99%OBW(MHz)											
BW	1.4MHz		3MHz		5MHz		10MHz		15MHz		20MHz	
Mod.	QPSK	16QAM	QPSK	16QAM	QPSK	16QAM	QPSK	16QAM	QPSK	16QAM	QPSK	16QAM
Lowest CH	-	-	-	-	4.5	4.5	9.03	8.99	-	-	-	-
Middle CH	-	-	-	-	4.5	4.5	9.11	9.03	-	-	-	-
Highest CH	-	-	-	-	4.52	4.51	9.05	9.05	-	-	-	-

LTE Band 17

Lowest Channel / 5MHz / QPSK

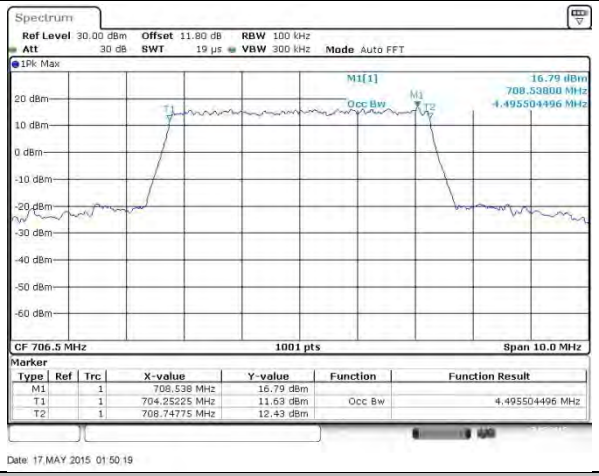

Lowest Channel / 5MHz / 16QAM

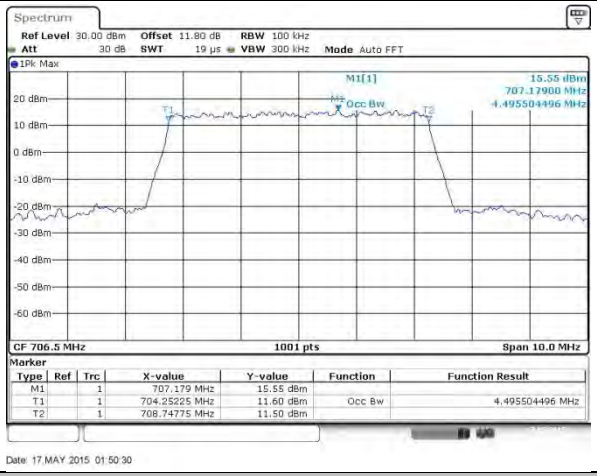

Middle Channel / 5MHz / QPSK

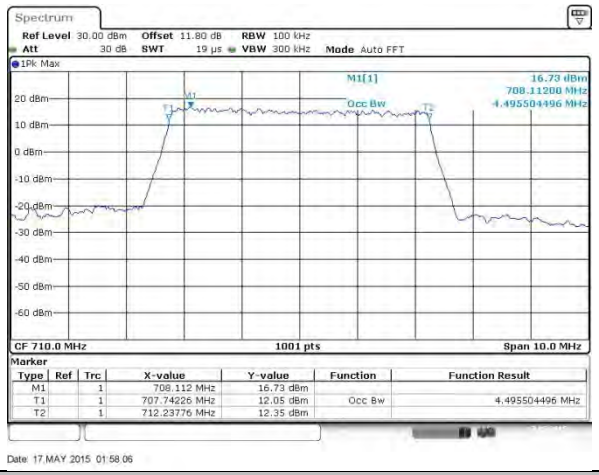

Middle Channel / 5MHz / 16QAM

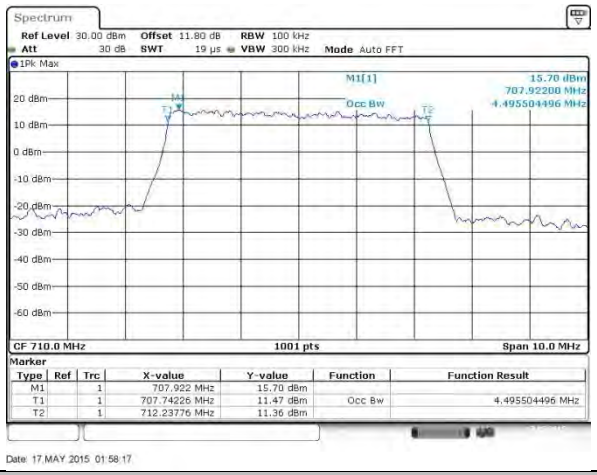

Highest Channel / 5MHz / QPSK

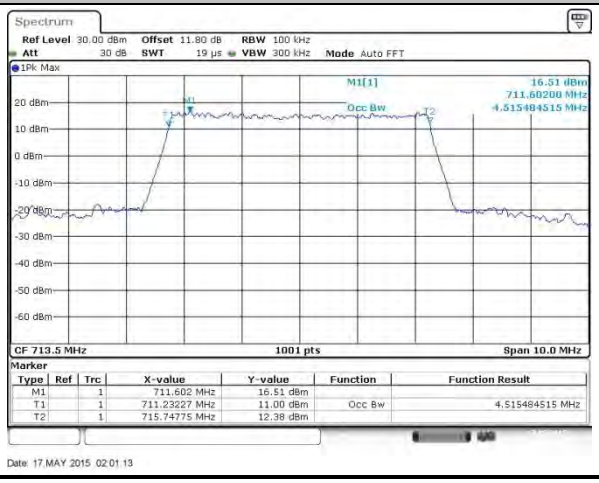

Highest Channel / 5MHz / 16QAM

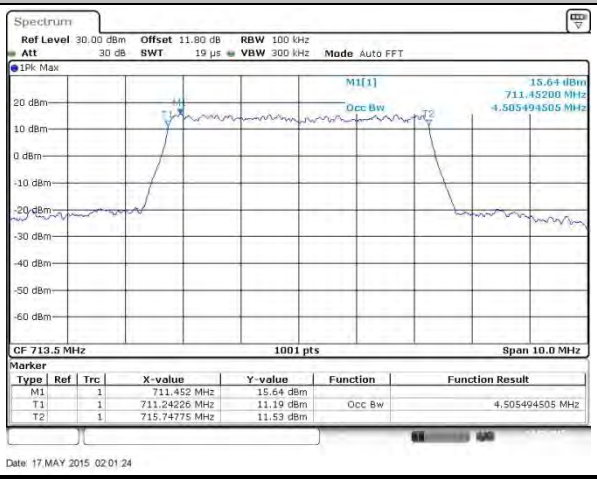

LTE Band 17

Lowest Channel / 10MHz / QPSK

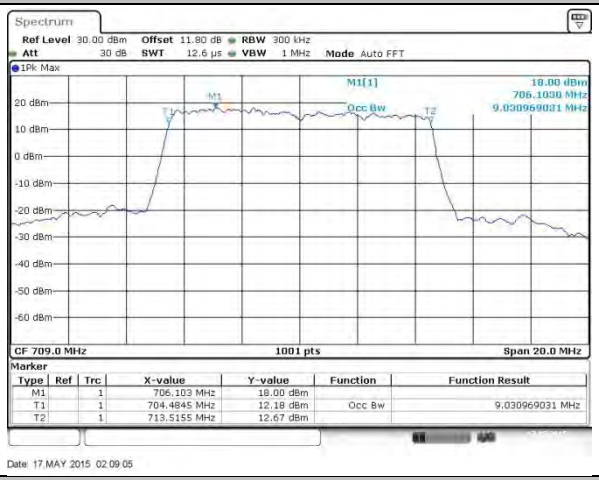

Lowest Channel / 10MHz / 16QAM

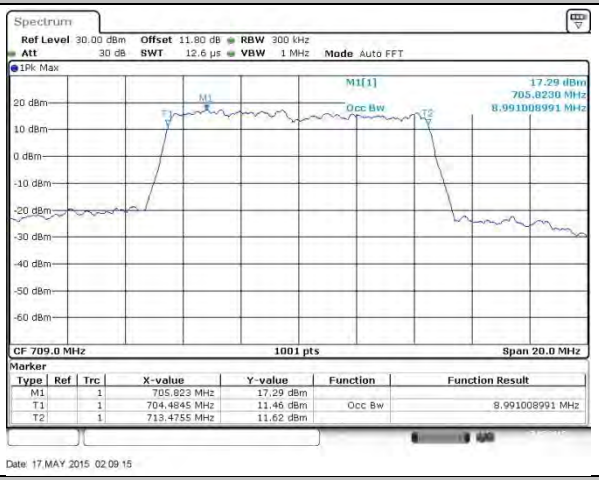

Middle Channel / 10MHz / QPSK

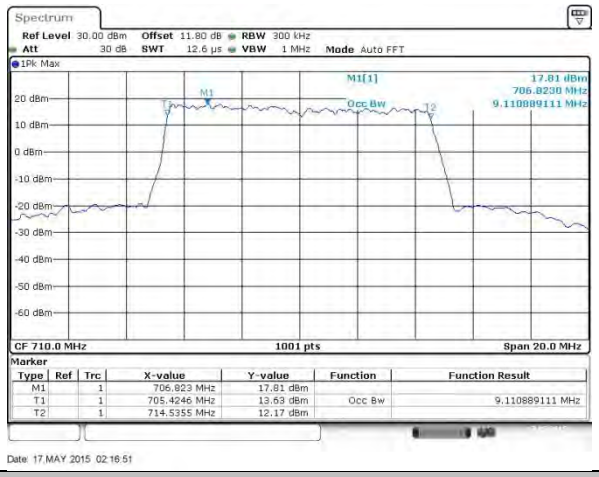

Middle Channel / 10MHz / 16QAM

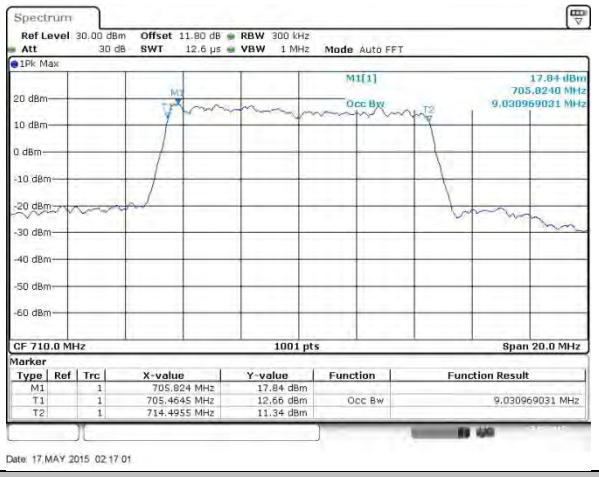

Highest Channel / 10MHz / QPSK

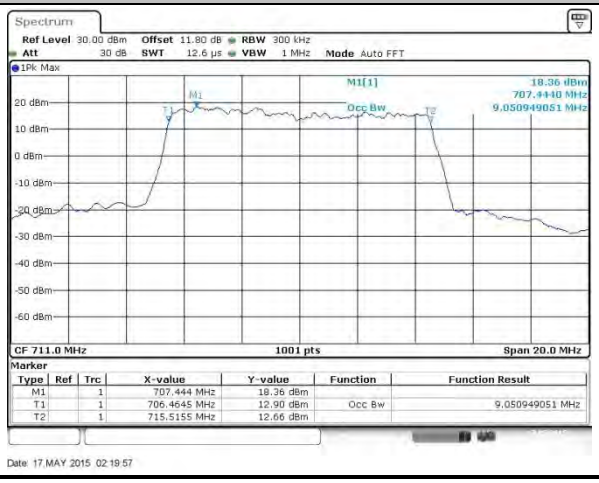

Highest Channel / 10MHz / 16QAM

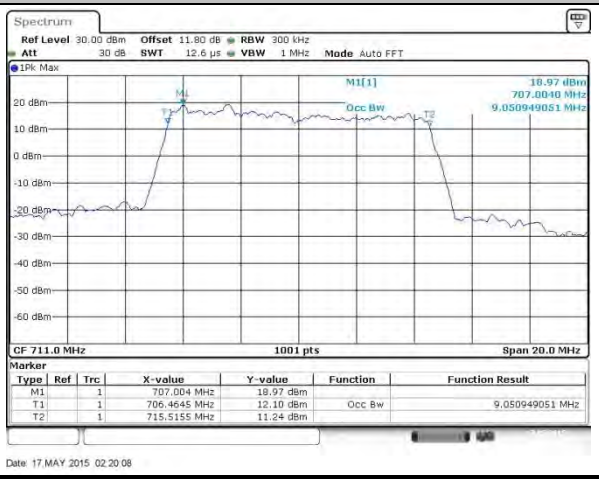

Conducted Band Edge

LTE Band 17 / 5MHz / QPSK

Lowest Band Edge / 1 RB

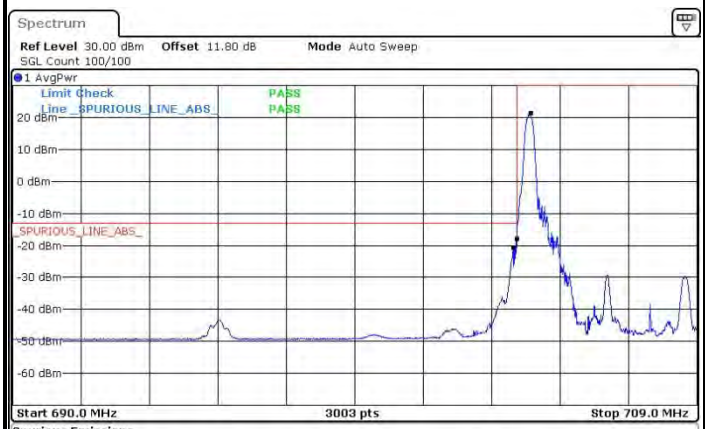

Spurious Emissions

Range Low	Range Up	RBW	Frequency	Power Abs	ΔLimit
690.000 MHz	703.900 MHz	100.000 kHz	703.89306 MHz	-20.67 dBm	-7.67 dB
703.900 MHz	704.000 MHz	30.000 kHz	703.99605 MHz	-17.96 dBm	-4.96 dB
704.000 MHz	709.000 MHz	100.000 kHz	704.37213 MHz	21.21 dBm	-8.79 dB

Date: 17.MAY.2015 01:52:05

Highest Band Edge / 1 RB

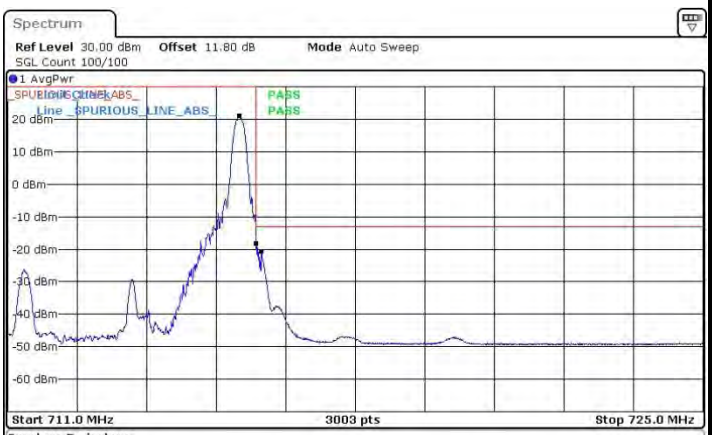

Spurious Emissions

Range Low	Range Up	RBW	Frequency	Power Abs	ΔLimit
711.000 MHz	716.000 MHz	100.000 kHz	715.65285 MHz	20.99 dBm	-9.01 dB
716.000 MHz	716.100 MHz	30.000 kHz	716.00235 MHz	-18.36 dBm	-5.36 dB
716.100 MHz	725.000 MHz	100.000 kHz	716.10445 MHz	-20.75 dBm	-7.75 dB

Date: 17.MAY.2015 02:02:59

Lowest Band Edge / Full RB

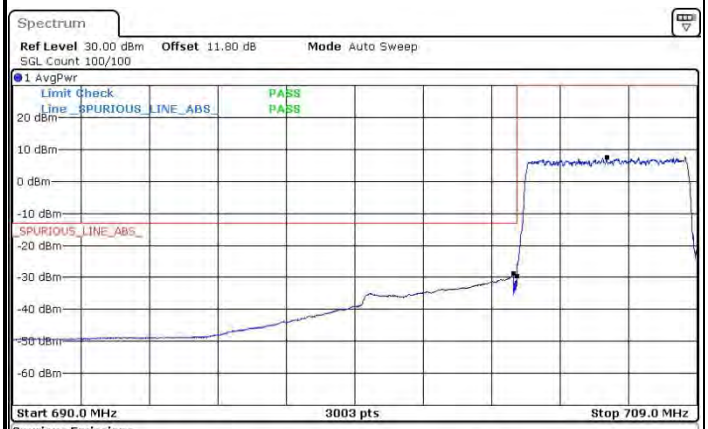

Spurious Emissions

Range Low	Range Up	RBW	Frequency	Power Abs	ΔLimit
690.000 MHz	703.900 MHz	100.000 kHz	703.89306 MHz	-28.90 dBm	-15.90 dB
703.900 MHz	704.000 MHz	30.000 kHz	703.99985 MHz	-29.73 dBm	-16.73 dB
704.000 MHz	709.000 MHz	100.000 kHz	706.49001 MHz	7.43 dBm	-22.57 dB

Date: 17.MAY.2015 01:54:25

Highest Band Edge / Full RB

Spurious Emissions

Range Low	Range Up	RBW	Frequency	Power Abs	ΔLimit
711.000 MHz	716.000 MHz	100.000 kHz	711.31219 MHz	7.75 dBm	-22.25 dB
716.000 MHz	716.100 MHz	30.000 kHz	716.00065 MHz	-29.06 dBm	-16.06 dB
716.100 MHz	725.000 MHz	100.000 kHz	716.10445 MHz	-28.20 dBm	-15.20 dB

Date: 17.MAY.2015 02:05:19

LTE Band 17 / 5MHz / 16QAM

Lowest Band Edge / 1 RB

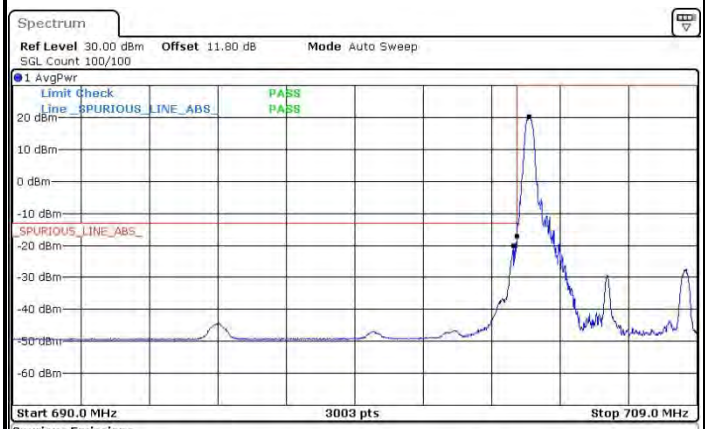

Spurious Emissions

Range Low	Range Up	RBW	Frequency	Power Abs	ΔLimit
690.000 MHz	703.900 MHz	100.000 kHz	703.89306 MHz	-20.13 dBm	-7.13 dB
703.900 MHz	704.000 MHz	30.000 kHz	703.99925 MHz	-17.17 dBm	-4.17 dB
704.000 MHz	709.000 MHz	100.000 kHz	704.33217 MHz	20.36 dBm	-9.64 dB

Date: 17.MAY.2015 01:53:15

Highest Band Edge / 1 RB

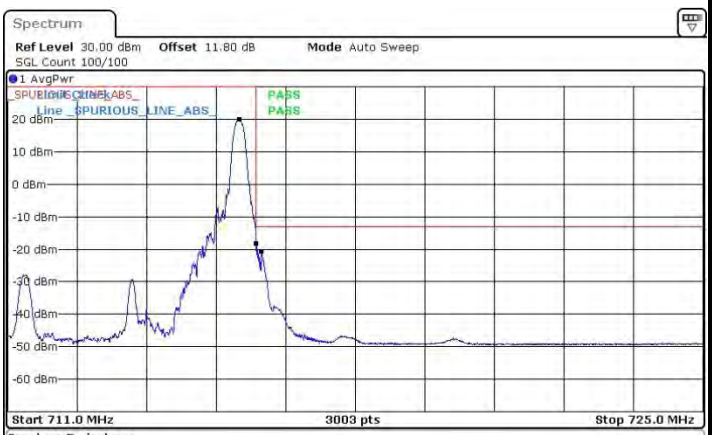

Spurious Emissions

Range Low	Range Up	RBW	Frequency	Power Abs	ΔLimit
711.000 MHz	716.000 MHz	100.000 kHz	715.66783 MHz	19.99 dBm	-10.01 dB
716.000 MHz	716.100 MHz	30.000 kHz	716.00045 MHz	-18.37 dBm	-5.37 dB
716.100 MHz	725.000 MHz	100.000 kHz	716.10445 MHz	-20.76 dBm	-7.76 dB

Date: 17.MAY.2015 02:04:09

Lowest Band Edge / Full RB

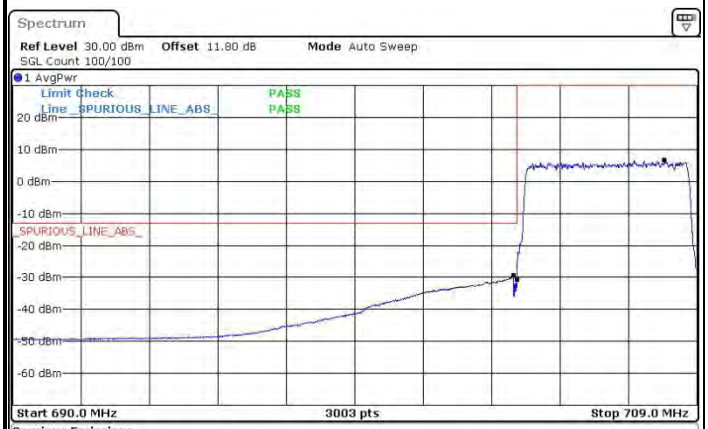

Spurious Emissions

Range Low	Range Up	RBW	Frequency	Power Abs	ΔLimit
690.000 MHz	703.900 MHz	100.000 kHz	703.89306 MHz	-29.48 dBm	-16.48 dB
703.900 MHz	704.000 MHz	30.000 kHz	703.99935 MHz	-30.73 dBm	-17.73 dB
704.000 MHz	709.000 MHz	100.000 kHz	708.09341 MHz	6.56 dBm	-23.44 dB

Date: 17.MAY.2015 01:55:35

Highest Band Edge / Full RB

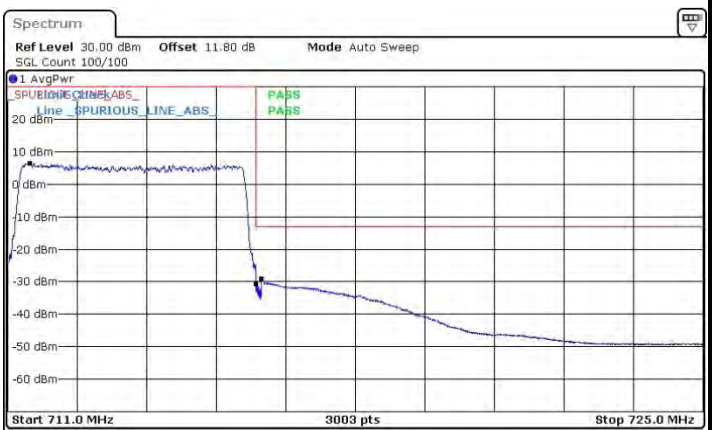

Spurious Emissions

Range Low	Range Up	RBW	Frequency	Power Abs	ΔLimit
711.000 MHz	716.000 MHz	100.000 kHz	711.44705 MHz	6.50 dBm	-23.50 dB
716.000 MHz	716.100 MHz	30.000 kHz	716.00045 MHz	-30.78 dBm	-17.78 dB
716.100 MHz	725.000 MHz	100.000 kHz	716.10445 MHz	-29.17 dBm	-16.17 dB

Date: 17.MAY.2015 02:06:29

LTE Band 17 / 10MHz / QPSK

Lowest Band Edge / 1 RB

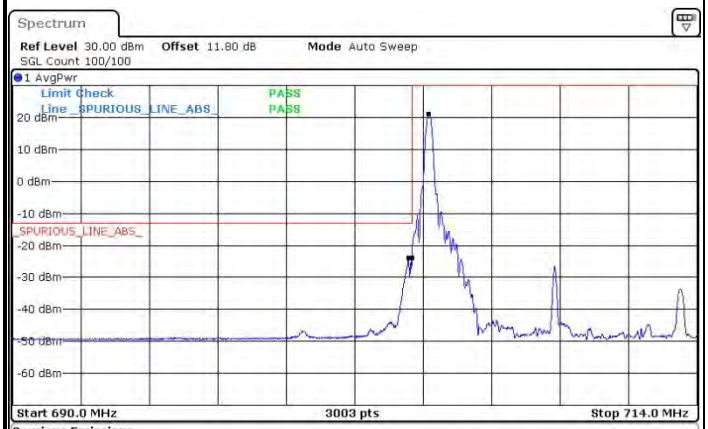

Spurious Emissions

Range Low	Range Up	RBW	Frequency	Power Abs	ΔLimit
690.000 MHz	703.900 MHz	100.000 kHz	703.89306 MHz	-23.90 dBm	-10.90 dB
703.900 MHz	704.000 MHz	30.000 kHz	703.99446 MHz	-24.02 dBm	-11.02 dB
704.000 MHz	714.000 MHz	100.000 kHz	704.59441 MHz	21.06 dBm	-8.94 dB

Date: 17.MAY.2015 02:10:50

Highest Band Edge / 1 RB

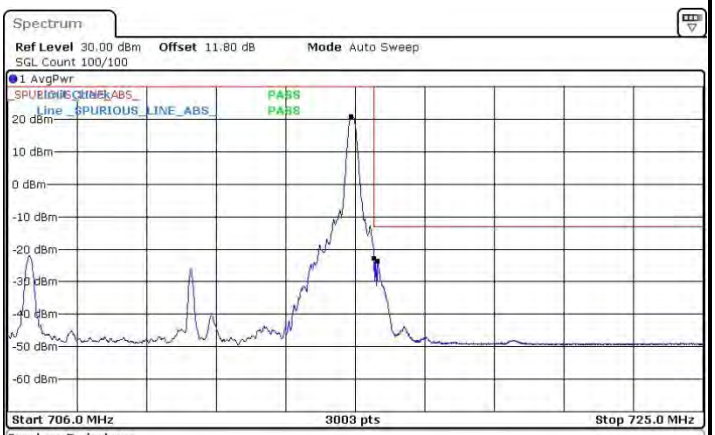

Spurious Emissions

Range Low	Range Up	RBW	Frequency	Power Abs	ΔLimit
706.000 MHz	716.000 MHz	100.000 kHz	715.37562 MHz	20.82 dBm	-9.18 dB
716.000 MHz	716.100 MHz	30.000 kHz	716.00944 MHz	-22.75 dBm	-9.75 dB
716.100 MHz	725.000 MHz	100.000 kHz	716.10445 MHz	-23.70 dBm	-10.70 dB

Date: 17.MAY.2015 02:21:43

Lowest Band Edge / Full RB

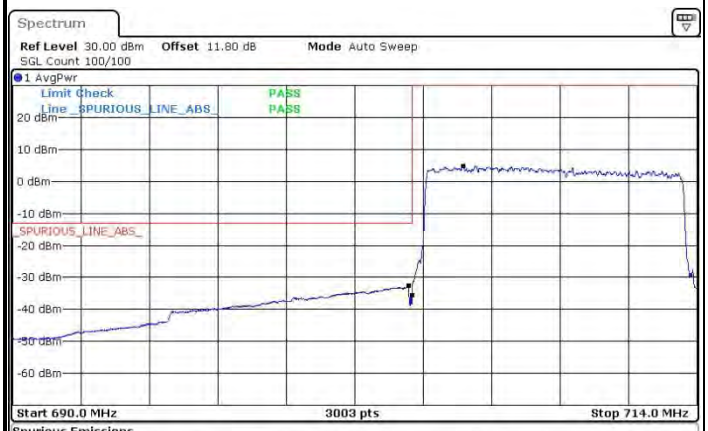

Spurious Emissions

Range Low	Range Up	RBW	Frequency	Power Abs	ΔLimit
690.000 MHz	703.900 MHz	100.000 kHz	703.87917 MHz	-32.58 dBm	-19.58 dB
703.900 MHz	704.000 MHz	30.000 kHz	703.98956 MHz	-35.62 dBm	-22.62 dB
704.000 MHz	714.000 MHz	100.000 kHz	705.78322 MHz	4.90 dBm	-25.10 dB

Date: 17.MAY.2015 02:13:09

Highest Band Edge / Full RB

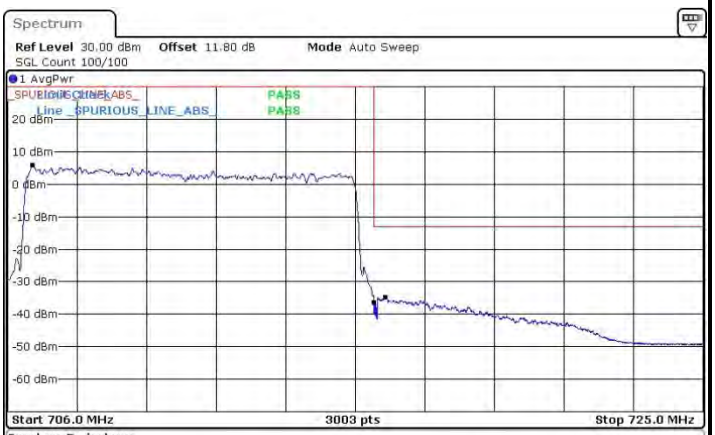

Spurious Emissions

Range Low	Range Up	RBW	Frequency	Power Abs	ΔLimit
706.000 MHz	716.000 MHz	100.000 kHz	706.67433 MHz	5.83 dBm	-24.17 dB
716.000 MHz	716.100 MHz	30.000 kHz	716.00355 MHz	-36.38 dBm	-23.38 dB
716.100 MHz	725.000 MHz	100.000 kHz	716.31783 MHz	-34.79 dBm	-21.79 dB

Date: 17.MAY.2015 02:24:02

LTE Band 17 / 10MHz / 16QAM

Lowest Band Edge / 1 RB

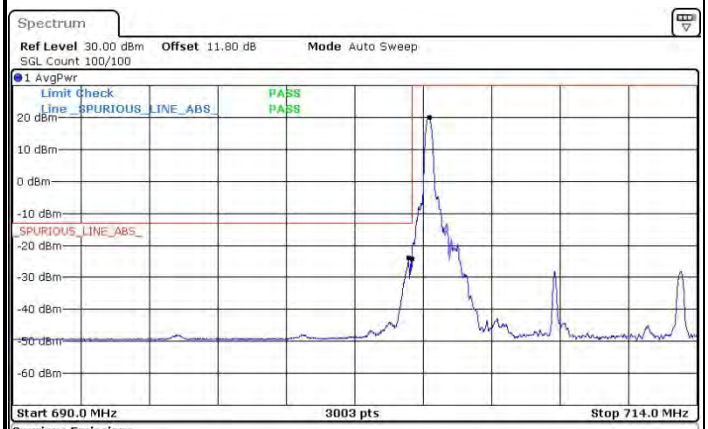

Spurious Emissions

Range Low	Range Up	RBW	Frequency	Power Abs	ΔLimit
690.000 MHz	703.900 MHz	100.000 kHz	703.89306 MHz	-24.01 dBm	-11.01 dB
703.900 MHz	704.000 MHz	30.000 kHz	703.99885 MHz	-24.18 dBm	-11.18 dB
704.000 MHz	714.000 MHz	100.000 kHz	704.60440 MHz	20.00 dBm	-10.00 dB

Date: 17.MAY.2015 02:11:59

Highest Band Edge / 1 RB

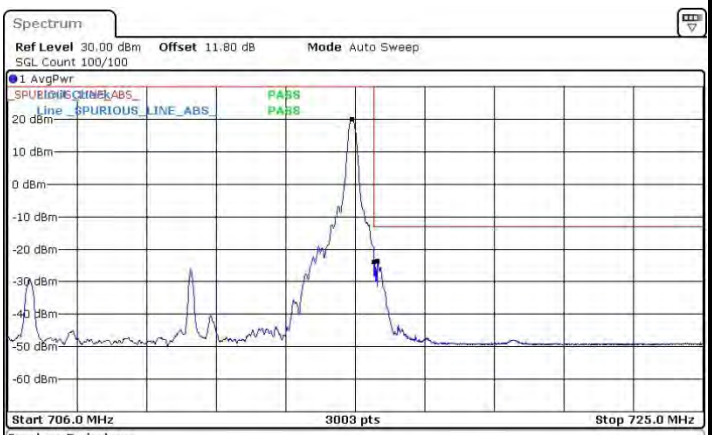

Spurious Emissions

Range Low	Range Up	RBW	Frequency	Power Abs	ΔLimit
706.000 MHz	716.000 MHz	100.000 kHz	715.39560 MHz	19.97 dBm	-10.03 dB
716.000 MHz	716.100 MHz	30.000 kHz	716.00235 MHz	-24.01 dBm	-11.01 dB
716.100 MHz	725.000 MHz	100.000 kHz	716.10445 MHz	-23.55 dBm	-10.55 dB

Date: 17.MAY.2015 02:22:52

Lowest Band Edge / Full RB

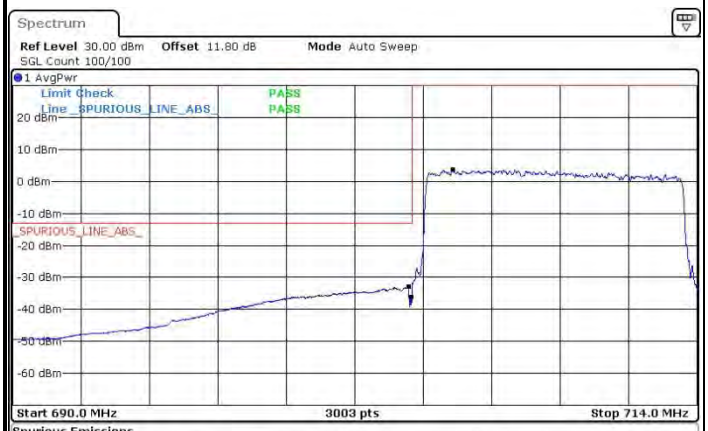

Spurious Emissions

Range Low	Range Up	RBW	Frequency	Power Abs	ΔLimit
690.000 MHz	703.900 MHz	100.000 kHz	703.89306 MHz	-32.92 dBm	-19.92 dB
703.900 MHz	704.000 MHz	30.000 kHz	703.98766 MHz	-36.05 dBm	-23.05 dB
704.000 MHz	714.000 MHz	100.000 kHz	705.42358 MHz	3.72 dBm	-26.28 dB

Date: 17.MAY.2015 02:14:19

Highest Band Edge / Full RB

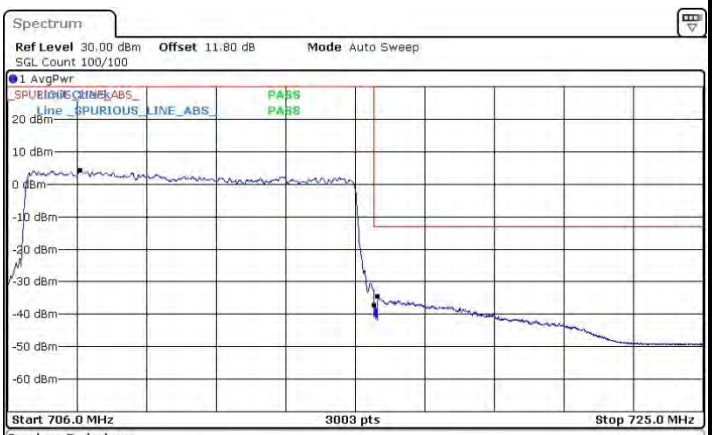

Spurious Emissions

Range Low	Range Up	RBW	Frequency	Power Abs	ΔLimit
706.000 MHz	716.000 MHz	100.000 kHz	707.98302 MHz	4.22 dBm	-25.78 dB
716.000 MHz	716.100 MHz	30.000 kHz	716.00175 MHz	-37.34 dBm	-24.34 dB
716.100 MHz	725.000 MHz	100.000 kHz	716.10445 MHz	-34.63 dBm	-21.63 dB

Date: 17.MAY.2015 02:25:12

Conducted Spurious Emission

LTE Band 17 / 5MHz

Lowest Channel / QPSK

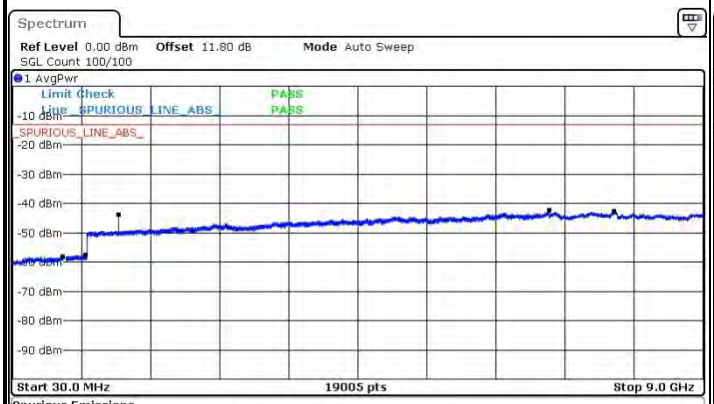

Spurious Emissions

Range Low	Range Up	RBW	Frequency	Power Abs	ΔLimit
30.000 MHz	690.000 MHz	100.000 kHz	682.90855 MHz	-58.30 dBm	-45.30 dB
725.000 MHz	1.000 GHz	100.000 kHz	976.23626 MHz	-57.68 dBm	-44.68 dB
1.000 GHz	3.000 GHz	1.000 MHz	1.40915 GHz	-43.78 dBm	-30.78 dB
3.000 GHz	7.000 GHz	1.000 MHz	6.99875 GHz	-42.24 dBm	-29.24 dB
7.000 GHz	9.000 GHz	1.000 MHz	7.84704 GHz	-42.74 dBm	-29.74 dB

Date: 17.MAY.2015 01:56:45

Lowest Channel / 16QAM

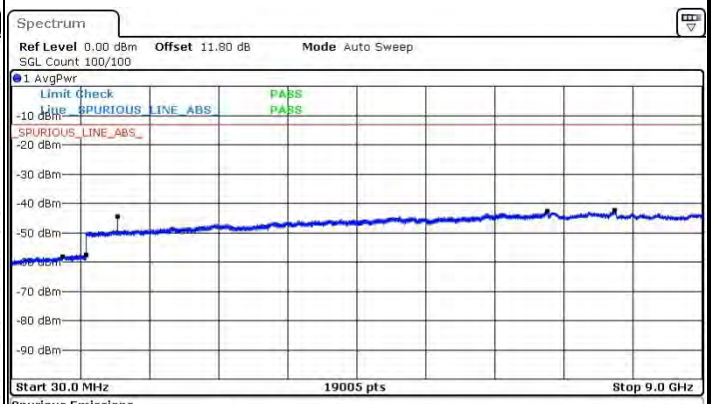

Spurious Emissions

Range Low	Range Up	RBW	Frequency	Power Abs	ΔLimit
30.000 MHz	690.000 MHz	100.000 kHz	685.87706 MHz	-58.23 dBm	-45.23 dB
725.000 MHz	1.000 GHz	100.000 kHz	999.03846 MHz	-57.69 dBm	-44.69 dB
1.000 GHz	3.000 GHz	1.000 MHz	1.40915 GHz	-44.41 dBm	-31.41 dB
3.000 GHz	7.000 GHz	1.000 MHz	6.99525 GHz	-42.56 dBm	-29.56 dB
7.000 GHz	9.000 GHz	1.000 MHz	7.86303 GHz	-42.51 dBm	-29.51 dB

Date: 17.MAY.2015 01:57:55

Middle Channel / QPSK

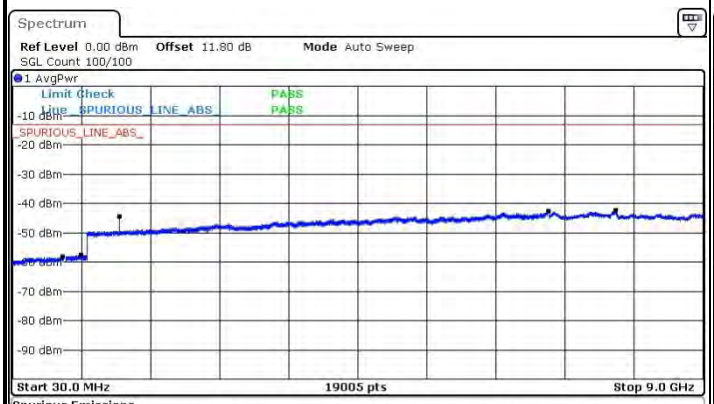

Spurious Emissions

Range Low	Range Up	RBW	Frequency	Power Abs	ΔLimit
30.000 MHz	690.000 MHz	100.000 kHz	674.33283 MHz	-58.24 dBm	-45.24 dB
725.000 MHz	1.000 GHz	100.000 kHz	912.77473 MHz	-57.74 dBm	-44.74 dB
1.000 GHz	3.000 GHz	1.000 MHz	1.41615 GHz	-44.48 dBm	-31.48 dB
3.000 GHz	7.000 GHz	1.000 MHz	6.99425 GHz	-42.54 dBm	-29.54 dB
7.000 GHz	9.000 GHz	1.000 MHz	7.85954 GHz	-42.34 dBm	-29.34 dB

Date: 17.MAY.2015 01:59:52

Middle Channel / 16QAM

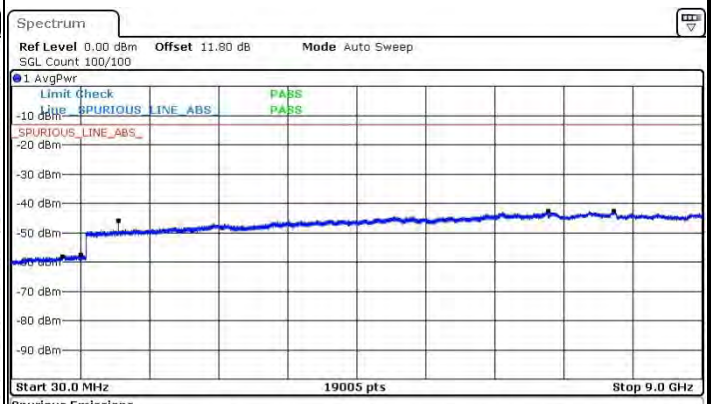

Spurious Emissions

Range Low	Range Up	RBW	Frequency	Power Abs	ΔLimit
30.000 MHz	690.000 MHz	100.000 kHz	684.55772 MHz	-58.13 dBm	-45.13 dB
725.000 MHz	1.000 GHz	100.000 kHz	927.06044 MHz	-57.76 dBm	-44.76 dB
1.000 GHz	3.000 GHz	1.000 MHz	1.41615 GHz	-45.94 dBm	-32.94 dB
3.000 GHz	7.000 GHz	1.000 MHz	6.99625 GHz	-42.60 dBm	-29.60 dB
7.000 GHz	9.000 GHz	1.000 MHz	7.85854 GHz	-42.64 dBm	-29.64 dB

Date: 17.MAY.2015 02:01:02

LTE Band 17 / 5MHz

Highest Channel / QPSK

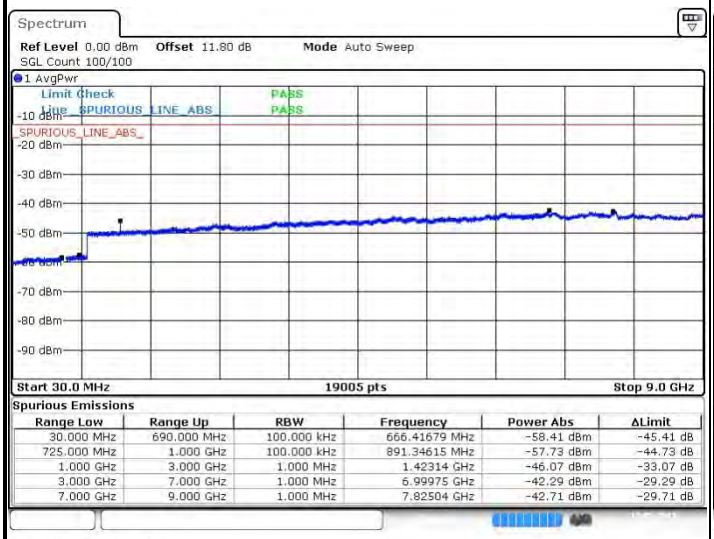

Spurious Emissions

Range Low	Range Up	RBW	Frequency	Power Abs	ΔLimit
30.000 MHz	690.000 MHz	100.000 kHz	666.41679 MHz	-58.41 dBm	-45.41 dB
725.000 MHz	1.000 GHz	100.000 kHz	891.34615 MHz	-57.73 dBm	-44.73 dB
1.000 GHz	3.000 GHz	1.000 MHz	1.42314 GHz	-46.07 dBm	-33.07 dB
3.000 GHz	7.000 GHz	1.000 MHz	6.99975 GHz	-42.29 dBm	-29.29 dB
7.000 GHz	9.000 GHz	1.000 MHz	7.82504 GHz	-42.71 dBm	-29.71 dB

Date: 17.MAY.2015 02:07:39

Highest Channel / 16QAM

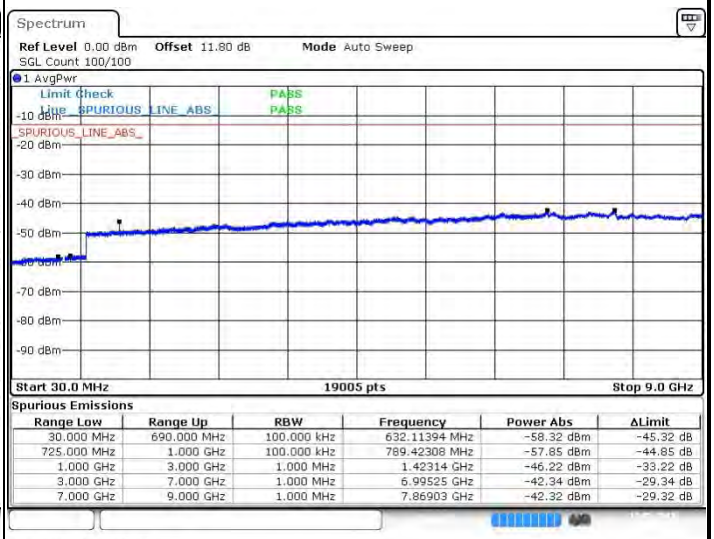

Spurious Emissions

Range Low	Range Up	RBW	Frequency	Power Abs	ΔLimit
30.000 MHz	690.000 MHz	100.000 kHz	632.11394 MHz	-58.32 dBm	-45.32 dB
725.000 MHz	1.000 GHz	100.000 kHz	789.42308 MHz	-57.85 dBm	-44.85 dB
1.000 GHz	3.000 GHz	1.000 MHz	1.42314 GHz	-46.22 dBm	-33.22 dB
3.000 GHz	7.000 GHz	1.000 MHz	6.99525 GHz	-42.34 dBm	-29.34 dB
7.000 GHz	9.000 GHz	1.000 MHz	7.86903 GHz	-42.32 dBm	-29.32 dB

Date: 17.MAY.2015 02:08:49

LTE Band 17 / 10MHz

Lowest Channel / QPSK

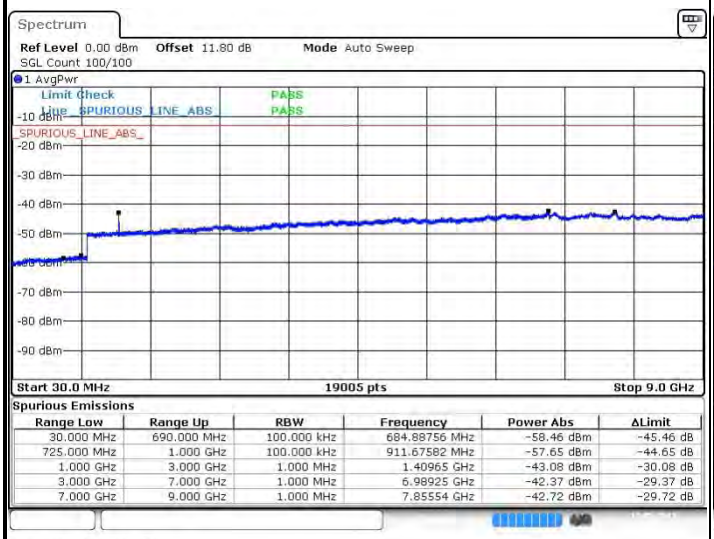

Spurious Emissions

Range Low	Range Up	RBW	Frequency	Power Abs	ΔLimit
30.000 MHz	690.000 MHz	100.000 kHz	684.88756 MHz	-58.46 dBm	-45.46 dB
725.000 MHz	1.000 GHz	100.000 kHz	911.67582 MHz	-57.65 dBm	-44.65 dB
1.000 GHz	3.000 GHz	1.000 MHz	1.40965 GHz	-43.08 dBm	-30.08 dB
3.000 GHz	7.000 GHz	1.000 MHz	6.98925 GHz	-42.37 dBm	-29.37 dB
7.000 GHz	9.000 GHz	1.000 MHz	7.85554 GHz	-42.72 dBm	-29.72 dB

Date: 17.MAY.2015 02:15:30

Lowest Channel / 16QAM

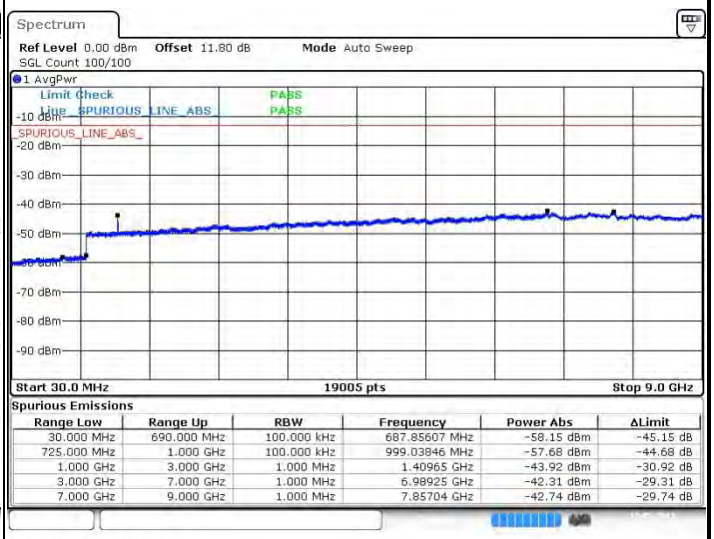

Spurious Emissions

Range Low	Range Up	RBW	Frequency	Power Abs	ΔLimit
30.000 MHz	690.000 MHz	100.000 kHz	687.85607 MHz	-58.15 dBm	-45.15 dB
725.000 MHz	1.000 GHz	100.000 kHz	999.03846 MHz	-57.68 dBm	-44.68 dB
1.000 GHz	3.000 GHz	1.000 MHz	1.40965 GHz	-43.92 dBm	-30.92 dB
3.000 GHz	7.000 GHz	1.000 MHz	6.98925 GHz	-42.31 dBm	-29.31 dB
7.000 GHz	9.000 GHz	1.000 MHz	7.85704 GHz	-42.74 dBm	-29.74 dB

Date: 17.MAY.2015 02:16:40

LTE Band 17 / 10MHz

Middle Channel / QPSK

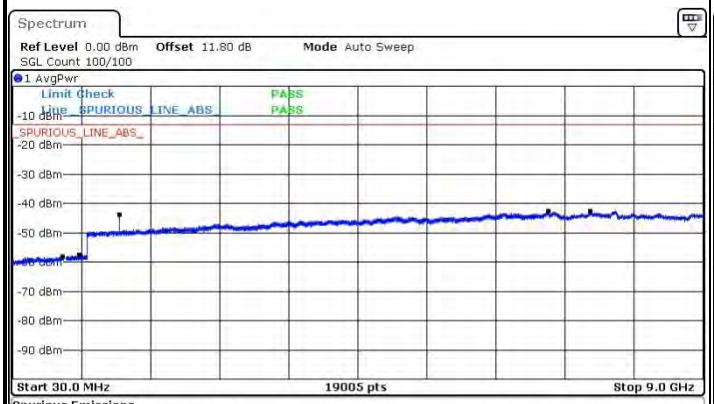

Spurious Emissions

Range Low	Range Up	RBW	Frequency	Power Abs	ΔLimit
30.000 MHz	690.000 MHz	100.000 kHz	682.24888 MHz	-58.06 dBm	-45.06 dB
725.000 MHz	1.000 GHz	100.000 kHz	890.52198 MHz	-57.67 dBm	-44.67 dB
1.000 GHz	3.000 GHz	1.000 MHz	1.41165 GHz	-43.74 dBm	-30.74 dB
3.000 GHz	7.000 GHz	1.000 MHz	6.98825 GHz	-42.57 dBm	-29.57 dB
7.000 GHz	9.000 GHz	1.000 MHz	7.53712 GHz	-42.59 dBm	-29.59 dB

Date: 17.MAY.2015 02:18:36

Middle Channel / 16QAM

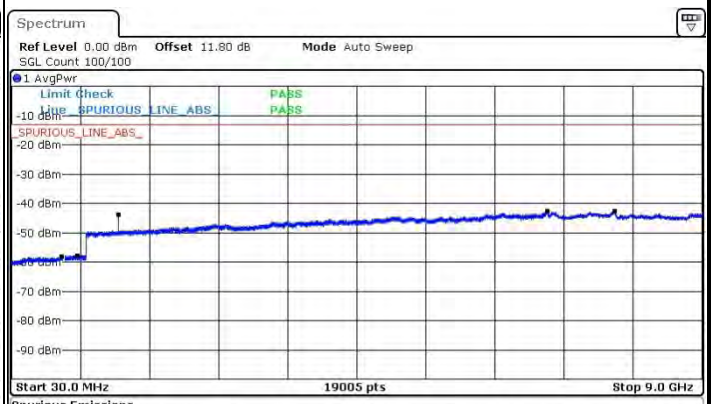

Spurious Emissions

Range Low	Range Up	RBW	Frequency	Power Abs	ΔLimit
30.000 MHz	690.000 MHz	100.000 kHz	673.34333 MHz	-58.28 dBm	-45.28 dB
725.000 MHz	1.000 GHz	100.000 kHz	880.35714 MHz	-57.77 dBm	-44.77 dB
1.000 GHz	3.000 GHz	1.000 MHz	1.41165 GHz	-43.84 dBm	-30.84 dB
3.000 GHz	7.000 GHz	1.000 MHz	6.99025 GHz	-42.59 dBm	-29.59 dB
7.000 GHz	9.000 GHz	1.000 MHz	7.86403 GHz	-42.62 dBm	-29.62 dB

Date: 17.MAY.2015 02:19:46

Highest Channel / QPSK

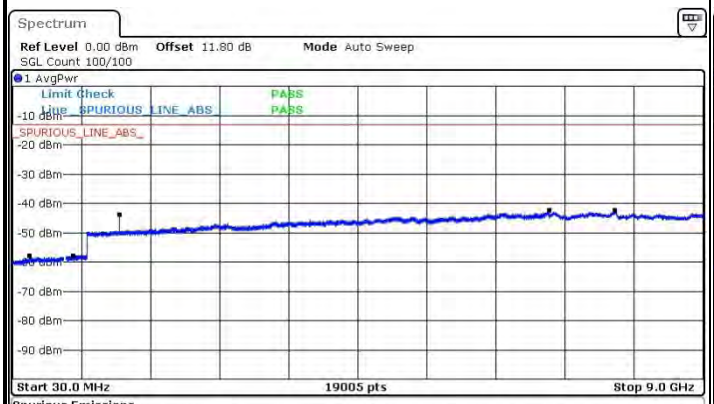

Spurious Emissions

Range Low	Range Up	RBW	Frequency	Power Abs	ΔLimit
30.000 MHz	690.000 MHz	100.000 kHz	247.19640 MHz	-58.02 dBm	-45.02 dB
725.000 MHz	1.000 GHz	100.000 kHz	818.26923 MHz	-57.82 dBm	-44.82 dB
1.000 GHz	3.000 GHz	1.000 MHz	1.41365 GHz	-43.91 dBm	-30.91 dB
3.000 GHz	7.000 GHz	1.000 MHz	6.99675 GHz	-42.45 dBm	-29.45 dB
7.000 GHz	9.000 GHz	1.000 MHz	7.85554 GHz	-42.37 dBm	-29.37 dB

Date: 17.MAY.2015 02:26:23

Highest Channel / 16QAM

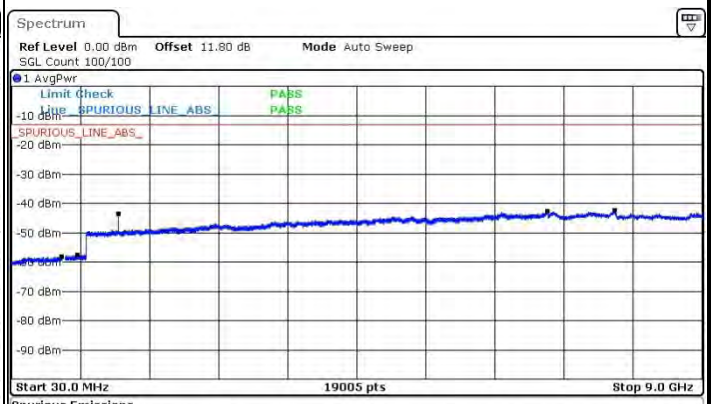

Spurious Emissions

Range Low	Range Up	RBW	Frequency	Power Abs	ΔLimit
30.000 MHz	690.000 MHz	100.000 kHz	680.26987 MHz	-58.08 dBm	-45.08 dB
725.000 MHz	1.000 GHz	100.000 kHz	885.85165 MHz	-57.71 dBm	-44.71 dB
1.000 GHz	3.000 GHz	1.000 MHz	1.41365 GHz	-43.66 dBm	-30.66 dB
3.000 GHz	7.000 GHz	1.000 MHz	6.99475 GHz	-42.72 dBm	-29.72 dB
7.000 GHz	9.000 GHz	1.000 MHz	7.86453 GHz	-42.46 dBm	-29.46 dB

Date: 17.MAY.2015 02:27:33

Frequency Stability

Test Conditions		LTE Band 17 (QPSK) / Middle Channel	Limit
Temperature (°C)	Voltage (Volt)	BW 10MHz	Note 2.
		Deviation (ppm)	Result
50	Normal Voltage	0.0131	PASS
40	Normal Voltage	0.0008	
30	Normal Voltage	0.0027	
20(Ref.)	Normal Voltage	0.0000	
10	Normal Voltage	0.0013	
0	Normal Voltage	0.0115	
-10	Normal Voltage	0.0001	
-20	Normal Voltage	0.0127	
-30	Normal Voltage	0.0131	
20	Maximum Voltage	0.0135	
20	Normal Voltage	0.0000	
20	Battery End Point	0.0125	

Note:

1. Normal Voltage = 3.7V. ；Battery End Point (BEP) = 3.5 V.；Maximum Voltage =4.1 V
2. Note: The frequency fundamental emissions stay within the authorized frequency block based on the frequency deviation measured is small.

Test Conditions		LTE Band 17 (QPSK) / Middle Channel	Limit
Temperature (°C)	Voltage (Volt)	BW 5MHz	Within Band
		Frequency Offset (Δf) (Hz)	Result
50	Normal Voltage	9.3	PASS
40	Normal Voltage	-0.6	
30	Normal Voltage	-1.9	
20(Ref.)	Normal Voltage	0	
10	Normal Voltage	-0.9	
0	Normal Voltage	8.2	
-10	Normal Voltage	0.1	
-20	Normal Voltage	9	
-30	Normal Voltage	9.3	
20	Maximum Voltage	9.6	
20	Normal Voltage	0	
20	Battery End Point	8.9	

|MAX(Δf)| = 9.6Hz

Frequency Stability	Frequency (MHz)	Limit Line	Result
f_L – |MAX(Δf)|	704.140994	≧ 704 MHz	PASS
f_H + |MAX(Δf)|	715.855006	≦ 716 MHz	

Appendix B. Test Results of Radiated Test

ERP/EIRP

LTE Band 2 / 1.4MHz							
Channel	Modulation	RB		Horizontal		Vertical	
		Size	Offset	EIRP(dBm)	EIRP(W)	EIRP(dBm)	EIRP(W)
Lowest	QPSK	1	2	19.81	0.0957	18.76	0.0752
Middle		1	2	20.81	0.1205	19.78	0.0951
Highest		1	2	21.44	0.1393	19.96	0.0991
Lowest	16QAM	1	2	18.87	0.0771	17.90	0.0617
Middle		1	2	19.91	0.0979	18.87	0.0771
Highest		1	2	20.53	0.1130	18.96	0.0787
Limit	EIRP < 2W			Result		PASS	

LTE Band 2 / 3MHz							
Channel	Modulation	RB		Horizontal		Vertical	
		Size	Offset	EIRP(dBm)	EIRP(W)	EIRP(dBm)	EIRP(W)
Lowest	QPSK	1	7	19.79	0.0953	18.75	0.0750
Middle		1	7	20.71	0.1178	19.65	0.0923
Highest		1	7	21.40	0.1380	19.82	0.0959
Lowest	16QAM	1	7	18.89	0.0774	17.85	0.0610
Middle		1	7	19.80	0.0955	18.75	0.0750
Highest		1	7	20.41	0.1099	18.85	0.0767
Limit	EIRP < 2W			Result		PASS	

LTE Band 2 / 5MHz							
Channel	Modulation	RB		Horizontal		Vertical	
		Size	Offset	EIRP(dBm)	EIRP(W)	EIRP(dBm)	EIRP(W)
Lowest	QPSK	1	12	19.94	0.0986	18.90	0.0776
Middle		1	12	20.80	0.1202	19.74	0.0942
Highest		1	12	21.47	0.1403	19.92	0.0982
Lowest	16QAM	1	12	19.01	0.0796	17.98	0.0628
Middle		1	12	19.88	0.0973	18.82	0.0762
Highest		1	12	20.45	0.1109	18.94	0.0783
Limit	EIRP < 2W			Result		PASS	

LTE Band 2 / 10MHz							
Channel	Modulation	RB		Horizontal		Vertical	
		Size	Offset	EIRP(dBm)	EIRP(W)	EIRP(dBm)	EIRP(W)
Lowest	QPSK	1	0	19.80	0.0955	18.77	0.0753
Middle		1	0	20.64	0.1159	19.80	0.0955
Highest		1	0	21.34	0.1361	19.97	0.0993
Lowest	16QAM	1	0	18.84	0.0766	17.85	0.0610
Middle		1	0	19.77	0.0948	18.92	0.0780
Highest		1	0	20.38	0.1091	19.02	0.0798
Limit	EIRP < 2W			Result		PASS	

LTE Band 2 / 15MHz							
Channel	Modulation	RB		Horizontal		Vertical	
		Size	Offset	EIRP(dBm)	EIRP(W)	EIRP(dBm)	EIRP(W)
Lowest	QPSK	1	0	19.82	0.0959	18.79	0.0757
Middle		1	0	20.79	0.1199	19.80	0.0955
Highest		1	0	21.10	0.1288	20.27	0.1064
Lowest	16QAM	1	0	18.86	0.0769	17.85	0.0610
Middle		1	0	19.83	0.0962	18.87	0.0771
Highest		1	0	20.16	0.1038	18.91	0.0778
Limit	EIRP < 2W			Result		PASS	

LTE Band 2 / 20MHz							
Channel	Modulation	RB		Horizontal		Vertical	
		Size	Offset	EIRP(dBm)	EIRP(W)	EIRP(dBm)	EIRP(W)
Lowest	QPSK	1	0	19.84	0.0964	18.80	0.0759
Middle		1	0	20.68	0.1169	19.64	0.0920
Highest		1	0	21.10	0.1288	19.80	0.0955
Lowest	16QAM	1	0	18.90	0.0776	17.88	0.0614
Middle		1	0	19.74	0.0942	18.73	0.0746
Highest		1	0	20.12	0.1028	18.98	0.0791
Limit	EIRP < 2W			Result		PASS	

LTE Band 4 / 1.4MHz							
Channel	Modulation	RB		Horizontal		Vertical	
		Size	Offset	EIRP(dBm)	EIRP(W)	EIRP(dBm)	EIRP(W)
Lowest	QPSK	1	0	20.31	0.1074	19.24	0.0839
Middle		1	0	20.33	0.1079	18.55	0.0716
Highest		1	0	19.91	0.0979	17.74	0.0594
Lowest	16QAM	1	2	19.68	0.0929	18.25	0.0668
Middle		1	2	19.69	0.0931	17.78	0.0600
Highest		1	2	19.22	0.0836	17.02	0.0504
Limit	EIRP < 1W			Result		PASS	

LTE Band 4 / 3MHz							
Channel	Modulation	RB		Horizontal		Vertical	
		Size	Offset	EIRP(dBm)	EIRP(W)	EIRP(dBm)	EIRP(W)
Lowest	QPSK	1	7	20.29	0.1069	18.88	0.0773
Middle		1	7	20.28	0.1067	18.4	0.0692
Highest		1	7	19.85	0.0966	17.73	0.0593
Lowest	16QAM	1	0	19.54	0.0899	18.18	0.0658
Middle		1	0	19.62	0.0916	17.64	0.0581
Highest		1	0	19.11	0.0815	16.99	0.0500
Limit	EIRP < 1W			Result		PASS	

LTE Band 4 / 5MHz							
Channel	Modulation	RB		Horizontal		Vertical	
		Size	Offset	EIRP(dBm)	EIRP(W)	EIRP(dBm)	EIRP(W)
Lowest	QPSK	1	12	20.36	0.1086	18.84	0.0766
Middle		1	12	20.29	0.1069	18.38	0.0689
Highest		1	12	19.82	0.0959	17.72	0.0592
Lowest	16QAM	1	0	19.5	0.0891	18.26	0.0670
Middle		1	0	19.72	0.0938	17.67	0.0585
Highest		1	0	19.27	0.0845	16.95	0.0495
Limit	EIRP < 1W			Result		PASS	

LTE Band 4/ 10MHz							
Channel	Modulation	RB		Horizontal		Vertical	
		Size	Offset	EIRP(dBm)	EIRP(W)	EIRP(dBm)	EIRP(W)
Lowest	QPSK	1	24	20.4	0.1096	18.86	0.0769
Middle		1	24	20.29	0.1069	18.36	0.0685
Highest		1	24	19.93	0.0984	17.68	0.0586
Lowest	16QAM	1	24	19.67	0.0927	18.16	0.0655
Middle		1	24	19.58	0.0908	17.66	0.0583
Highest		1	24	19.28	0.0847	16.92	0.0492
Limit	EIRP < 1W			Result		PASS	

LTE Band 4 / 15MHz							
Channel	Modulation	RB		Horizontal		Vertical	
		Size	Offset	EIRP(dBm)	EIRP(W)	EIRP(dBm)	EIRP(W)
Lowest	QPSK	1	37	20.36	0.1086	18.80	0.0759
Middle		1	37	20.35	0.1084	18.41	0.0693
Highest		1	37	19.93	0.0984	17.68	0.0586
Lowest	16QAM	1	37	19.57	0.0906	18.05	0.0638
Middle		1	37	19.57	0.0906	17.65	0.0582
Highest		1	37	19.27	0.0845	16.88	0.0488
Limit	EIRP < 1W			Result		PASS	

LTE Band 4 / 20MHz							
Channel	Modulation	RB		Horizontal		Vertical	
		Size	Offset	EIRP(dBm)	EIRP(W)	EIRP(dBm)	EIRP(W)
Lowest	QPSK	1	0	20.36	0.1086	18.87	0.0771
Middle		1	0	20.43	0.1104	18.66	0.0735
Highest		1	0	19.88	0.0973	18.05	0.0638
Lowest	16QAM	1	0	19.59	0.0910	18.17	0.0656
Middle		1	0	19.63	0.0918	17.92	0.0619
Highest		1	0	19.28	0.0847	17.3	0.0537
Limit	EIRP < 1W			Result		PASS	

LTE Band 5 / 1.4MHz							
Channel	Modulation	RB		Horizontal		Vertical	
		Size	Offset	ERP(dBm)	ERP(W)	ERP(dBm)	ERP(W)
Lowest	QPSK	1	0	17.49	0.0561	9.52	0.0090
Middle		1	0	17.05	0.0507	9.73	0.0094
Highest		1	0	16.86	0.0485	9.79	0.0095
Lowest	16QAM	1	2	16.50	0.0447	8.60	0.0072
Middle		1	2	16.49	0.0446	8.58	0.0072
Highest		1	2	15.88	0.0387	8.78	0.0076
Limit	ERP < 7W			Result		PASS	

LTE Band 5 / 3MHz							
Channel	Modulation	RB		Horizontal		Vertical	
		Size	Offset	ERP(dBm)	ERP(W)	ERP(dBm)	ERP(W)
Lowest	QPSK	1	14	17.19	0.0524	9.26	0.0084
Middle		1	14	16.78	0.0476	9.40	0.0087
Highest		1	14	16.61	0.0458	9.51	0.0089
Lowest	16QAM	1	0	16.28	0.0425	8.39	0.0069
Middle		1	0	16.21	0.0418	8.67	0.0074
Highest		1	0	15.94	0.0393	8.81	0.0076
Limit	ERP < 7W			Result		PASS	

LTE Band 5 / 5MHz							
Channel	Modulation	RB		Horizontal		Vertical	
		Size	Offset	ERP(dBm)	ERP(W)	ERP(dBm)	ERP(W)
Lowest	QPSK	1	12	17.35	0.0543	9.32	0.0086
Middle		1	12	16.98	0.0499	9.57	0.0091
Highest		1	12	16.76	0.0474	9.68	0.0093
Lowest	16QAM	1	0	16.38	0.0435	8.46	0.0070
Middle		1	0	16.32	0.0429	8.71	0.0074
Highest		1	0	16.05	0.0403	8.88	0.0077
Limit	ERP < 7W			Result		PASS	

LTE Band 5 / 10MHz							
Channel	Modulation	RB		Horizontal		Vertical	
		Size	Offset	ERP(dBm)	ERP(W)	ERP(dBm)	ERP(W)
Lowest	QPSK	1	0	17.33	0.0541	9.32	0.0086
Middle		1	0	17.08	0.0511	9.30	0.0085
Highest		1	0	16.79	0.0478	9.36	0.0086
Lowest	16QAM	1	24	16.25	0.0422	8.72	0.0074
Middle		1	24	16.21	0.0418	8.69	0.0074
Highest		1	24	16.18	0.0415	8.72	0.0074
Limit	ERP < 7W			Result		PASS	

LTE Band 7 / 5MHz							
Channel	Modulation	RB		Horizontal		Vertical	
		Size	Offset	EIRP(dBm)	EIRP(W)	EIRP(dBm)	EIRP(W)
Lowest	QPSK	1	12	20.83	0.1211	20.25	0.1059
Middle		1	12	20.49	0.1119	20.00	0.1000
Highest		1	12	22.12	0.1629	20.18	0.1042
Lowest	16QAM	1	0	19.85	0.0966	19.32	0.0855
Middle		1	0	19.53	0.0897	19.00	0.0794
Highest		1	0	21.45	0.1396	19.50	0.0891
Limit	EIRP < 2W			Result		PASS	

LTE Band 7 / 10MHz							
Channel	Modulation	RB		Horizontal		Vertical	
		Size	Offset	EIRP(dBm)	EIRP(W)	EIRP(dBm)	EIRP(W)
Lowest	QPSK	1	24	20.81	0.1205	20.21	0.1050
Middle		1	24	20.38	0.1091	19.89	0.0975
Highest		1	24	22.05	0.1603	20.05	0.1012
Lowest	16QAM	1	0	19.83	0.0962	19.44	0.0879
Middle		1	0	19.45	0.0881	19.19	0.0830
Highest		1	0	21.44	0.1393	19.29	0.0849
Limit	EIRP < 2W			Result		PASS	

LTE Band 7 / 15MHz							
Channel	Modulation	RB		Horizontal		Vertical	
		Size	Offset	EIRP(dBm)	EIRP(W)	EIRP(dBm)	EIRP(W)
Lowest	QPSK	1	37	20.83	0.1211	20.33	0.1079
Middle		1	37	20.46	0.1112	19.92	0.0982
Highest		1	37	22.5	0.1778	20.14	0.1033
Lowest	16QAM	1	37	19.89	0.0975	19.52	0.0895
Middle		1	37	19.46	0.0883	19.15	0.0822
Highest		1	37	21.70	0.1479	19.28	0.0847
Limit	EIRP < 2W			Result		PASS	

LTE Band 7 / 20MHz							
Channel	Modulation	RB		Horizontal		Vertical	
		Size	Offset	EIRP(dBm)	EIRP(W)	EIRP(dBm)	EIRP(W)
Lowest	QPSK	1	0	20.98	0.1253	20.35	0.1084
Middle		1	0	20.50	0.1122	20.01	0.1002
Highest		1	0	22.51	0.1782	19.97	0.0993
Lowest	16QAM	1	49	19.91	0.0979	19.47	0.0885
Middle		1	49	19.54	0.0899	19.14	0.0820
Highest		1	49	21.89	0.1545	19.42	0.0875
Limit	EIRP < 2W			Result		PASS	

<For IC>

LTE Band 7 / 5MHz							
Channel	Modulation	RB		Horizontal		Vertical	
		Size	Offset	EIRP(dBm)	EIRP(W)	EIRP(dBm)	EIRP(W)
Lowest	QPSK	1	12	25.48	0.3532	25.2	0.3311
Middle		1	12	25.19	0.3304	24.9	0.3090
Highest		1	12	24.95	0.3126	24.78	0.3006
Lowest	16QAM	1	0	24.62	0.2897	24.37	0.2735
Middle		1	0	24.29	0.2685	24.01	0.2518
Highest		1	0	24.21	0.2636	23.99	0.2506
Limit	EIRP < 2W			Result		PASS	

LTE Band 7 / 10MHz							
Channel	Modulation	RB		Horizontal		Vertical	
		Size	Offset	EIRP(dBm)	EIRP(W)	EIRP(dBm)	EIRP(W)
Lowest	QPSK	1	24	25.41	0.3475	25.22	0.3327
Middle		1	24	25.14	0.3266	24.89	0.3083
Highest		1	24	24.94	0.3119	24.83	0.3041
Lowest	16QAM	1	0	24.62	0.2897	24.28	0.2679
Middle		1	0	24.39	0.2748	24.12	0.2582
Highest		1	0	24.38	0.2742	24.03	0.2529
Limit	EIRP < 2W			Result		PASS	

LTE Band 7 / 15MHz							
Channel	Modulation	RB		Horizontal		Vertical	
		Size	Offset	EIRP(dBm)	EIRP(W)	EIRP(dBm)	EIRP(W)
Lowest	QPSK	1	37	25.61	0.3639	25.3	0.3388
Middle		1	37	25.19	0.3304	24.93	0.3112
Highest		1	37	25.17	0.3289	24.95	0.3126
Lowest	16QAM	1	37	24.73	0.2972	24.43	0.2773
Middle		1	37	24.45	0.2786	24.12	0.2582
Highest		1	37	24.45	0.2786	24.09	0.2564
Limit	EIRP < 2W			Result		PASS	

LTE Band 7 / 20MHz							
Channel	Modulation	RB		Horizontal		Vertical	
		Size	Offset	EIRP(dBm)	EIRP(W)	EIRP(dBm)	EIRP(W)
Lowest	QPSK	1	0	25.61	0.3639	25.28	0.3373
Middle		1	0	25.13	0.3258	24.93	0.3112
Highest		1	0	25.33	0.3412	25.15	0.3273
Lowest	16QAM	1	49	24.70	0.2951	24.39	0.2748
Middle		1	49	24.41	0.2761	24.00	0.2512
Highest		1	49	24.40	0.2754	24.10	0.2570
Limit	EIRP < 2W			Result		PASS	

LTE Band 12 / 1.4MHz							
Channel	Modulation	RB		Horizontal		Vertical	
		Size	Offset	ERP(dBm)	ERP(W)	ERP(dBm)	ERP(W)
Lowest	QPSK	3	0	16.32	0.0429	0.76	0.0012
Middle		3	0	15.67	0.0369	2.18	0.0017
Highest		3	0	16.66	0.0463	2.68	0.0019
Lowest	16QAM	1	2	15.11	0.0324	-0.33	0.0009
Middle		1	2	15.46	0.0352	1.26	0.0013
Highest		1	2	15.48	0.0353	2.6	0.0018
Limit	ERP < 3W			Result		PASS	

LTE Band 12 / 3MHz							
Channel	Modulation	RB		Horizontal		Vertical	
		Size	Offset	ERP(dBm)	ERP(W)	ERP(dBm)	ERP(W)
Lowest	QPSK	1	7	15.80	0.0380	0.73	0.0012
Middle		1	7	15.95	0.0394	1.87	0.0015
Highest		1	7	16.28	0.0425	1.74	0.0015
Lowest	16QAM	1	7	15.39	0.0346	-0.51	0.0009
Middle		1	7	15.49	0.0354	1.38	0.0014
Highest		1	7	15.66	0.0368	2.51	0.0018
Limit	ERP < 3W			Result		PASS	

LTE Band 12 / 5MHz							
Channel	Modulation	RB		Horizontal		Vertical	
		Size	Offset	ERP(dBm)	ERP(W)	ERP(dBm)	ERP(W)
Lowest	QPSK	1	12	16.14	0.0411	0.74	0.0012
Middle		1	12	15.94	0.0393	1.95	0.0016
Highest		1	12	16.34	0.0431	1.85	0.0015
Lowest	16QAM	1	12	15.47	0.0352	-0.37	0.0009
Middle		1	12	15.33	0.0341	1.15	0.0013
Highest		1	12	15.69	0.0371	2.47	0.0018
Limit	ERP < 3W			Result		PASS	

LTE Band 12 / 10MHz							
Channel	Modulation	RB		Horizontal		Vertical	
		Size	Offset	ERP(dBm)	ERP(W)	ERP(dBm)	ERP(W)
Lowest	QPSK	1	0	18.82	0.0762	0.54	0.0011
Middle		1	0	16.24	0.0421	0.99	0.0013
Highest		1	0	16.03	0.0401	1.84	0.0015
Lowest	16QAM	1	0	15.51	0.0356	0.48	0.0011
Middle		1	0	15.21	0.0332	1.27	0.0013
Highest		1	0	15.72	0.0373	1.75	0.0015
Limit	ERP < 3W			Result		PASS	

<For IC>

LTE Band 12 / 1.4MHz							
Channel	Modulation	RB		Horizontal		Vertical	
		Size	Offset	EIRP(dBm)	EIRP(W)	EIRP(dBm)	EIRP(W)
Lowest	QPSK	3	0	18.47	0.0703	2.91	0.0020
Middle		3	0	17.82	0.0605	4.33	0.0027
Highest		3	0	18.81	0.0760	4.83	0.0030
Lowest	16QAM	1	2	17.26	0.0532	1.82	0.0015
Middle		1	2	17.61	0.0577	3.41	0.0022
Highest		1	2	17.63	0.0579	4.75	0.0030
Limit	EIRP < 5W			Result		PASS	

LTE Band 12 / 3MHz							
Channel	Modulation	RB		Horizontal		Vertical	
		Size	Offset	EIRP(dBm)	EIRP(W)	EIRP(dBm)	EIRP(W)
Lowest	QPSK	1	7	17.95	0.0624	2.88	0.0019
Middle		1	7	18.10	0.0646	4.02	0.0025
Highest		1	7	18.43	0.0697	3.89	0.0024
Lowest	16QAM	1	7	17.54	0.0568	1.64	0.0015
Middle		1	7	17.64	0.0581	3.53	0.0023
Highest		1	7	17.81	0.0604	4.66	0.0029
Limit	EIRP < 5W			Result		PASS	

LTE Band 12 / 5MHz							
Channel	Modulation	RB		Horizontal		Vertical	
		Size	Offset	EIRP(dBm)	EIRP(W)	EIRP(dBm)	EIRP(W)
Lowest	QPSK	1	12	18.29	0.0675	2.89	0.0019
Middle		1	12	18.09	0.0644	4.10	0.0026
Highest		1	12	18.49	0.0706	4.00	0.0025
Lowest	16QAM	1	12	17.62	0.0578	1.78	0.0015
Middle		1	12	17.48	0.0560	3.30	0.0021
Highest		1	12	17.84	0.0608	4.62	0.0029
Limit	EIRP < 5W			Result		PASS	

LTE Band 12 / 10MHz							
Channel	Modulation	RB		Horizontal		Vertical	
		Size	Offset	EIRP(dBm)	EIRP(W)	EIRP(dBm)	EIRP(W)
Lowest	QPSK	1	0	20.97	0.1250	2.69	0.0019
Middle		1	0	18.39	0.0690	3.14	0.0021
Highest		1	0	18.18	0.0658	3.99	0.0025
Lowest	16QAM	1	0	17.66	0.0583	2.63	0.0018
Middle		1	0	17.36	0.0545	3.42	0.0022
Highest		1	0	17.87	0.0612	3.90	0.0025
Limit	EIRP < 5W			Result		PASS	

LTE Band 13 / 5MHz							
Channel	Modulation	RB		Horizontal		Vertical	
		Size	Offset	ERP(dBm)	ERP(W)	ERP(dBm)	ERP(W)
Lowest	QPSK	12	0	16.46	0.0443	6.78	0.0048
Middle		12	0	16.67	0.0465	6.66	0.0046
Highest		12	0	16.44	0.0441	6.76	0.0047
Lowest	16QAM	1	0	16.02	0.0400	6.67	0.0046
Middle		1	0	16.47	0.0444	6.58	0.0045
Highest		1	0	16.47	0.0444	6.64	0.0046
Limit	ERP < 3W			Result		PASS	

LTE Band 13 / 10MHz							
Channel	Modulation	RB		Horizontal		Vertical	
		Size	Offset	ERP(dBm)	ERP(W)	ERP(dBm)	ERP(W)
Lowest	QPSK	-	-	-	-	-	-
Middle		25	0	16.56	0.0453	6.72	0.0047
Highest		-	-	-	-	-	-
Lowest	16QAM	-	-	-	-	-	-
Middle		1	0	16.19	0.0416	6.74	0.0047
Highest		-	-	-	-	-	-
Limit	ERP < 3W			Result		PASS	

<For IC>

LTE Band 13 / 5MHz							
Channel	Modulation	RB		Horizontal		Vertical	
		Size	Offset	EIRP(dBm)	EIRP(W)	EIRP(dBm)	EIRP(W)
Lowest	QPSK	12	0	18.61	0.0726	8.93	0.0078
Middle		12	0	18.82	0.0762	8.81	0.0076
Highest		12	0	18.59	0.0723	8.91	0.0078
Lowest	16QAM	1	0	18.17	0.0656	8.82	0.0076
Middle		1	0	18.62	0.0728	8.73	0.0075
Highest		1	0	18.62	0.0728	8.79	0.0076
Limit	EIRP < 5W			Result		PASS	

LTE Band 13 / 10MHz							
Channel	Modulation	RB		Horizontal		Vertical	
		Size	Offset	EIRP(dBm)	EIRP(W)	EIRP(dBm)	EIRP(W)
Lowest	QPSK	-	-	-	-	-	-
Middle		25	0	18.71	0.0743	8.87	0.0077
Highest		-	-	-	-	-	-
Lowest	16QAM	-	-	-	-	-	-
Middle		1	0	18.34	0.0682	8.89	0.0077
Highest		-	-	-	-	-	-
Limit	EIRP < 5W			Result		PASS	

LTE Band 17 / 5MHz							
Channel	Modulation	RB		Horizontal		Vertical	
		Size	Offset	ERP(dBm)	ERP(W)	ERP(dBm)	ERP(W)
Lowest	QPSK	1	24	15.92	0.0391	2.61	0.0018
Middle		1	24	16.35	0.0432	3.22	0.0021
Highest		1	24	16.28	0.0425	3.59	0.0023
Lowest	16QAM	1	24	15.19	0.0330	1.92	0.0016
Middle		1	24	15.71	0.0372	2.62	0.0018
Highest		1	24	15.45	0.0351	2.81	0.0019
Limit	ERP < 3W			Result		PASS	

LTE Band 17 / 10MHz							
Channel	Modulation	RB		Horizontal		Vertical	
		Size	Offset	ERP(dBm)	ERP(W)	ERP(dBm)	ERP(W)
Lowest	QPSK	1	0	16.14	0.0411	1.91	0.0016
Middle		1	0	16.04	0.0402	2.25	0.0017
Highest		1	0	15.93	0.0392	2.46	0.0018
Lowest	16QAM	1	24	15.27	0.0337	1.65	0.0015
Middle		1	24	15.44	0.0350	1.85	0.0015
Highest		1	24	15.63	0.0366	2.08	0.0016
Limit	ERP < 3W			Result		PASS	

<For IC>

LTE Band 17 / 5MHz							
Channel	Modulation	RB		Horizontal		Vertical	
		Size	Offset	EIRP(dBm)	EIRP(W)	EIRP(dBm)	EIRP(W)
Lowest	QPSK	1	24	18.07	0.0641	4.76	0.0030
Middle		1	24	18.50	0.0708	5.37	0.0034
Highest		1	24	18.43	0.0697	5.74	0.0037
Lowest	16QAM	1	24	17.34	0.0542	4.07	0.0026
Middle		1	24	17.86	0.0611	4.77	0.0030
Highest		1	24	17.60	0.0575	4.96	0.0031
Limit	EIRP < 5W			Result		PASS	

LTE Band 17 / 10MHz							
Channel	Modulation	RB		Horizontal		Vertical	
		Size	Offset	EIRP(dBm)	EIRP(W)	EIRP(dBm)	EIRP(W)
Lowest	QPSK	1	0	18.29	0.0675	4.06	0.0025
Middle		1	0	18.19	0.0659	4.40	0.0028
Highest		1	0	18.08	0.0643	4.61	0.0029
Lowest	16QAM	1	24	17.42	0.0552	3.80	0.0024
Middle		1	24	17.59	0.0574	4.00	0.0025
Highest		1	24	17.78	0.0600	4.23	0.0026
Limit	EIRP < 5W			Result		PASS	

Radiated Spurious Emission

LTE Band 2 / 1.4MHz / QPSK / RB Size 1 Offset 0									
Channel	Frequency (MHz)	EIRP (dBm)	Limit (dBm)	Over Limit (dB)	SPA Reading (dBm)	S.G. Power (dBm)	TX Cable loss (dB)	TX Antenna Gain (dBi)	Polarization (H/V)
Lowest	3700	-40.76	-13	-27.76	-59.43	-47.33	1.67	8.24	H
	5548	-35.75	-13	-22.75	-59.46	-42.82	2.65	9.72	H
	7400	-42.01	-13	-29.01	-70.88	-51.15	2.46	11.60	H
	3700	-41.52	-13	-28.52	-60.13	-48.09	1.67	8.24	V
	5548	-39.02	-13	-26.02	-61.2	-46.09	2.65	9.72	V
	7400	-46.16	-13	-33.16	-74.19	-55.3	2.46	11.60	V
	9250	-44.19	-13	-31.19	-74.6	-54.25	2.54	12.60	V
Middle	3760	-46.62	-13	-33.62	-65.66	-53.25	1.69	8.31	H
	5639	-33.46	-13	-20.46	-57.2	-40.51	2.71	9.76	H
	7520	-41.61	-13	-28.61	-70.26	-51	2.42	11.81	H
	9398	-44.38	-13	-31.38	-75.79	-54.35	2.57	12.54	H
	11280	-43.03	-13	-30.03	-75.79	-52.73	2.68	12.39	H
	3760	-50.08	-13	-37.08	-68.73	-56.71	1.69	8.31	V
	5639	-36.61	-13	-23.61	-58.94	-43.66	2.71	9.76	V
	7520	-46.46	-13	-33.46	-74.73	-55.85	2.42	11.81	V
	9398	-45.25	-13	-32.25	-74.52	-55.22	2.57	12.54	V
	11280	-42.97	-13	-29.97	-75.36	-52.67	2.68	12.39	V
Highest	3819	-40.22	-13	-27.22	-61.99	-46.9	1.70	8.38	H
	5728	-26.97	-13	-13.97	-53.26	-34	2.76	9.79	H
	7638	-39.78	-13	-26.78	-70.36	-49.28	2.38	11.88	H
	9545	-42.19	-13	-29.19	-75.92	-52.06	2.60	12.47	H
	11453	-39.57	-13	-26.57	-74.75	-49.21	2.68	12.32	H
	3819	-47.39	-13	-34.39	-68.27	-54.07	1.70	8.38	V
	5728	-28.57	-13	-15.57	-53.88	-35.6	2.76	9.79	V
	7638	-44.79	-13	-31.79	-74.93	-54.29	2.38	11.88	V
	9545	-42.78	-13	-29.78	-74.55	-52.65	2.60	12.47	V
	11453	-40.26	-13	-27.26	-75.37	-49.9	2.68	12.32	V

Remark: Spurious emissions within 30-1000MHz were found more than 20dB below limit line.

LTE Band 2 / 3MHz / QPSK / RB Size 1 Offset 0									
Channel	Frequency (MHz)	EIRP (dBm)	Limit (dBm)	Over Limit (dB)	SPA Reading (dBm)	S.G. Power (dBm)	TX Cable loss (dB)	TX Antenna Gain (dBi)	Polarization (H/V)
Lowest	3700	-41.39	-13	-28.39	-60.06	-47.96	1.67	8.24	H
	5548	-35.14	-13	-22.14	-58.82	-42.21	2.65	9.72	H
	7403	-41.97	-13	-28.97	-70.86	-51.12	2.46	11.61	H
	3700	-44.33	-13	-31.33	-62.87	-50.9	1.67	8.24	V
	5548	-41.05	-13	-28.05	-63.22	-48.12	2.65	9.72	V
	7403	-46.85	-13	-33.85	-74.92	-56	2.46	11.61	V
	9251	-45.51	-13	-32.51	-75.91	-55.57	2.54	12.60	V
Middle	3756	-45.43	-13	-32.43	-64.48	-52.05	1.68	8.31	H
	5639	-32.71	-13	-19.71	-56.45	-39.76	2.71	9.76	H
	7522	-40.21	-13	-27.21	-68.85	-49.6	2.42	11.81	H
	9391	-43.69	-13	-30.69	-75.09	-53.67	2.57	12.54	H
	3756	-49.58	-13	-36.58	-68.2	-56.2	1.68	8.31	V
	5639	-33.56	-13	-20.56	-55.86	-40.61	2.71	9.76	V
	7522	-46.21	-13	-33.21	-74.5	-55.6	2.42	11.81	V
	9391	-44.27	-13	-31.27	-73.53	-54.25	2.57	12.54	V
Highest	3812	-41.29	-13	-28.29	-62.89	-47.96	1.70	8.37	H
	5723	-27.68	-13	-14.68	-53.97	-34.72	2.75	9.79	H
	7627	-38.71	-13	-25.71	-69.27	-48.2	2.39	11.88	H
	9538	-42.03	-13	-29.03	-75.75	-51.91	2.60	12.48	H
	11444	-40.19	-13	-27.19	-75.32	-49.83	2.68	12.32	H
	3812	-45.48	-13	-32.48	-66.22	-52.15	1.70	8.37	V
	5723	-30.21	-13	-17.21	-55.53	-37.25	2.75	9.79	V
	7627	-44.86	-13	-31.86	-74.97	-54.35	2.39	11.88	V
	9238	-43.06	-13	-30.06	-74.73	-53.13	2.53	12.60	V

Remark: Spurious emissions within 30-1000MHz were found more than 20dB below limit line.

LTE Band 2 / 5MHz / QPSK / RB Size 1 Offset 0									
Channel	Frequency (MHz)	EIRP (dBm)	Limit (dBm)	Over Limit (dB)	SPA Reading (dBm)	S.G. Power (dBm)	TX Cable loss (dB)	TX Antenna Gain (dBi)	Polarization (H/V)
Lowest	3700	-41.25	-13	-28.25	-59.92	-47.82	1.67	8.24	H
	5548	-36.83	-13	-23.83	-60.5	-43.9	2.65	9.72	H
	7405	-41.16	-13	-28.16	-70.03	-50.31	2.46	11.61	H
	11102	-41.26	-13	-28.26	-73.7	-51.03	2.69	12.46	H
	3700	-40.58	-13	-27.58	-59.15	-47.15	1.67	8.24	V
	5548	-42.23	-13	-29.23	-64.39	-49.3	2.65	9.72	V
	7405	-46.17	-13	-33.17	-74.23	-55.32	2.46	11.61	V
Middle	3756	-47.10	-13	-34.10	-66.13	-53.72	1.68	8.31	H
	5632	-33.46	-13	-20.46	-57.09	-40.51	2.70	9.75	H
	7511	-43.09	-13	-30.09	-71.83	-52.47	2.43	11.81	H
	9391	-44.17	-13	-31.17	-75.57	-54.15	2.57	12.54	H
	11263	-41.29	-13	-28.29	-73.99	-51	2.69	12.39	H
	3756	-49.43	-13	-36.43	-68.09	-56.05	1.68	8.31	V
	5632	-39.45	-13	-26.45	-61.55	-46.5	2.70	9.75	V
	7511	-45.22	-13	-32.22	-73.56	-54.6	2.43	11.81	V
	9391	-43.16	-13	-30.16	-72.45	-53.14	2.57	12.54	V
Highest	3812	-42.83	-13	-29.83	-64.44	-49.5	1.70	8.37	H
	5716	-28.36	-13	-15.36	-54.56	-35.4	2.75	9.79	H
	7620	-42.06	-13	-29.06	-72.65	-51.54	2.39	11.87	H
	9524	-41.07	-13	-28.07	-74.79	-50.96	2.59	12.49	H
	11434	-38.28	-13	-25.28	-73.41	-47.92	2.68	12.33	H
	3712	-46.28	-13	-33.28	-67	-52.86	1.67	8.25	V
	5716	-34.80	-13	-21.80	-59.95	-41.84	2.75	9.79	V
	7627	-44.02	-13	-31.02	-74.17	-53.51	2.39	11.88	V
	9524	-41.55	-13	-28.55	-73.06	-51.44	2.59	12.49	V
	11434	-40.78	-13	-27.78	-75.83	-50.42	2.68	12.33	V

Remark: Spurious emissions within 30-1000MHz were found more than 20dB below limit line.

LTE Band 2 / 10MHz / QPSK / RB Size 1 Offset 0									
Channel	Frequency (MHz)	EIRP (dBm)	Limit (dBm)	Over Limit (dB)	SPA Reading (dBm)	S.G. Power (dBm)	TX Cable loss (dB)	TX Antenna Gain (dBi)	Polarization (H/V)
Lowest	3700	-41.93	-13	-28.93	-60.59	-48.5	1.67	8.24	H
	5555	-36.27	-13	-23.27	-59.96	-43.34	2.66	9.72	H
	7403	-43.85	-13	-30.85	-72.71	-53	2.46	11.61	H
	11102	-42.25	-13	-29.25	-74.72	-52.02	2.69	12.46	H
	3700	-42.78	-13	-29.78	-61.34	-49.35	1.67	8.24	V
	5555	-41.01	-13	-28.01	-63.18	-48.08	2.66	9.72	V
	7403	-45.18	-13	-32.18	-73.24	-54.33	2.46	11.61	V
	9251	-44.63	-13	-31.63	-75.04	-54.69	2.54	12.60	V
	11102	-43.30	-13	-30.30	-75.09	-53.07	2.69	12.46	V
Middle	3749	-48.16	-13	-35.16	-67.2	-54.78	1.68	8.30	H
	5625	-34.23	-13	-21.23	-57.89	-41.28	2.70	9.75	H
	7501	-44.23	-13	-31.23	-73.01	-53.6	2.43	11.80	H
	9377	-43.97	-13	-30.97	-75.3	-53.96	2.56	12.55	H
	3749	-50.03	-13	-37.03	-68.66	-56.65	1.68	8.30	V
	5625	-39.64	-13	-26.64	-61.77	-46.69	2.70	9.75	V
	7501	-46.55	-13	-33.55	-74.98	-55.92	2.43	11.80	V
	9377	-43.73	-13	-30.73	-73.12	-53.72	2.56	12.55	V
Highest	3805	-41.78	-13	-28.78	-63.37	-48.45	1.70	8.37	H
	5702	-29.86	-13	-16.86	-56.06	-36.9	2.74	9.78	H
	7606	-42.44	-13	-29.44	-73.02	-51.91	2.40	11.86	H
	9503	-41.32	-13	-28.32	-75.05	-51.23	2.59	12.50	H
	11406	-38.47	-13	-25.47	-73.55	-48.12	2.68	12.34	H
	3805	-44.85	-13	-31.85	-65.56	-51.52	1.70	8.37	V
	5702	-35.11	-13	-22.11	-60.25	-42.15	2.74	9.78	V
	7606	-43.37	-13	-30.37	-73.5	-52.84	2.40	11.86	V
	9503	-41.56	-13	-28.56	-72.96	-51.47	2.59	12.50	V
	11406	-40.67	-13	-27.67	-75.63	-50.32	2.68	12.34	V

Remark: Spurious emissions within 30-1000MHz were found more than 20dB below limit line.

LTE Band 2 / 15MHz / QPSK / RB Size 1 Offset 0									
Channel	Frequency (MHz)	EIRP (dBm)	Limit (dBm)	Over Limit (dB)	SPA Reading (dBm)	S.G. Power (dBm)	TX Cable loss (dB)	TX Antenna Gain (dBi)	Polarization (H/V)
Lowest	3700	-38.43	-13	-25.43	-57.09	-45	1.67	8.24	H
	5555	-39.85	-13	-26.85	-63.55	-46.92	2.66	9.72	H
	7403	-47.20	-13	-34.20	-76.08	-56.35	2.46	11.61	H
	3700	-43.75	-13	-30.75	-62.3	-50.32	1.67	8.24	V
	5555	-44.99	-13	-31.99	-67.14	-52.06	2.66	9.72	V
	7403	-46.66	-13	-33.66	-74.73	-55.81	2.46	11.61	V
Middle	3749	-44.29	-13	-31.29	-63.36	-50.91	1.68	8.30	H
	5618	-37.40	-13	-24.40	-61.03	-44.45	2.69	9.75	H
	7494	-46.14	-13	-33.14	-74.91	-55.5	2.43	11.79	H
	9370	-43.42	-13	-30.42	-74.71	-53.41	2.56	12.55	H
	11244	-42.23	-13	-29.23	-74.94	-51.95	2.69	12.40	H
	3749	-51.48	-13	-38.48	-70.14	-58.1	1.68	8.30	V
	5618	-38.77	-13	-25.77	-60.87	-45.82	2.69	9.75	V
	7494	-46.24	-13	-33.24	-74.66	-55.6	2.43	11.79	V
	9370	-44.93	-13	-31.93	-74.49	-54.92	2.56	12.55	V
Highest	3791	-39.70	-13	-26.70	-60.18	-46.35	1.70	8.35	H
	5688	-34.86	-13	-21.86	-61.01	-41.9	2.73	9.78	H
	7585	-44.86	-13	-31.86	-75.48	-54.31	2.40	11.85	H
	11373	-40.54	-13	-27.54	-75.58	-50.21	2.68	12.35	H
	3791	-43.27	-13	-30.27	-64.03	-49.92	1.70	8.35	V
	5688	-37.48	-13	-24.48	-62.49	-44.52	2.73	9.78	V
	7585	-45.25	-13	-32.25	-75.44	-54.7	2.40	11.85	V
	11373	-41.02	-13	-28.02	-75.85	-50.69	2.68	12.35	V

Remark: Spurious emissions within 30-1000MHz were found more than 20dB below limit line.

LTE Band 2 / 20MHz / QPSK / RB Size 1 Offset 0									
Channel	Frequency (MHz)	EIRP (dBm)	Limit (dBm)	Over Limit (dB)	SPA Reading (dBm)	S.G. Power (dBm)	TX Cable loss (dB)	TX Antenna Gain (dBi)	Polarization (H/V)
Lowest	3700	-37.55	-13	-24.55	-56.23	-44.12	1.67	8.24	H
	5553	-37.76	-13	-24.76	-61.44	-44.83	2.66	9.72	H
	7403	-45.75	-13	-32.75	-74.62	-54.9	2.46	11.61	H
	3700	-38.85	-13	-25.85	-57.41	-45.42	1.67	8.24	V
	5553	-42.93	-13	-29.93	-65.07	-50	2.66	9.72	V
	7403	-46.04	-13	-33.04	-74.11	-55.19	2.46	11.61	V
	9256	-45.61	-13	-32.61	-75.9	-55.67	2.54	12.60	V
Middle	3742	-42.12	-13	-29.12	-61.08	-48.73	1.68	8.29	H
	5611	-36.36	-13	-23.36	-59.89	-43.42	2.69	9.74	H
	7483	-45.57	-13	-32.57	-74.38	-54.9	2.43	11.77	H
	9355	-44.10	-13	-31.10	-75.31	-54.1	2.56	12.56	H
	11225	-41.95	-13	-28.95	-74.6	-51.67	2.69	12.41	H
	3742	-45.70	-13	-32.70	-64.32	-52.31	1.68	8.29	V
	5611	-40.74	-13	-27.74	-62.62	-47.8	2.69	9.74	V
	7483	-46.24	-13	-33.24	-74.61	-55.57	2.43	11.77	V
	9355	-45.42	-13	-32.42	-75.07	-55.42	2.56	12.56	V
Highest	3784	-37.30	-13	-24.30	-58.76	-43.95	1.69	8.34	H
	5674	-32.26	-13	-19.26	-58.31	-39.3	2.73	9.77	H
	7564	-44.26	-13	-31.26	-74.98	-53.69	2.41	11.84	H
	11349	-40.04	-13	-27.04	-75.06	-49.72	2.68	12.36	H
	3784	-40.35	-13	-27.35	-61.07	-47	1.69	8.34	V
	5674	-37.28	-13	-24.28	-62.13	-44.32	2.73	9.77	V
	7564	-44.66	-13	-31.66	-75.01	-54.09	2.41	11.84	V
	9454	-43.89	-13	-30.89	-75.33	-53.83	2.58	12.52	V

Remark: Spurious emissions within 30-1000MHz were found more than 20dB below limit line.

LTE Band 4 / 1.4MHz / QPSK / RB Size 1 Offset 0									
Channel	Frequency (MHz)	EIRP (dBm)	Limit (dBm)	Over Limit (dB)	SPA Reading (dBm)	S.G. Power (dBm)	TX Cable loss (dB)	TX Antenna Gain (dBi)	Polarization (H/V)
Lowest	3420	-51.44	-13	-38.44	-68.01	-57.51	1.58	7.65	H
	5128	-44.93	-13	-31.93	-67.72	-52.22	2.41	9.70	H
	6840	-46.53	-13	-33.53	-73.46	-54.5	2.64	10.61	H
	3420	-55.05	-13	-42.05	-71.2	-61.12	1.58	7.65	V
	5128	-47.24	-13	-34.24	-69.17	-54.53	2.41	9.70	V
	6840	-43.58	-13	-30.58	-70.15	-51.55	2.64	10.61	V
	8551	-45.41	-13	-32.41	-74.92	-55.54	2.39	12.52	V
Middle	3462	-51.06	-13	-38.06	-68.05	-57.3	1.59	7.83	H
	5198	-43.28	-13	-30.28	-66.03	-50.53	2.45	9.70	H
	6927	-46.92	-13	-33.92	-74.21	-55.02	2.61	10.71	H
	3462	-53.68	-13	-40.68	-70.62	-59.92	1.59	7.83	V
	5198	-45.88	-13	-32.88	-68.11	-53.13	2.45	9.70	V
	6927	-44.30	-13	-31.30	-71.34	-52.4	2.61	10.71	V
	8660	-43.94	-13	-30.94	-73.4	-54.09	2.41	12.56	V
Highest	3511	-51.69	-13	-38.69	-69.09	-58.1	1.61	8.01	H
	5261	-44.50	-13	-31.50	-67.25	-51.71	2.49	9.70	H
	7018	-47.21	-13	-34.21	-74.77	-55.46	2.58	10.84	H
	3511	-52.21	-13	-39.21	-69.8	-58.62	1.61	8.01	V
	5261	-45.93	-13	-32.93	-68.86	-53.14	2.49	9.70	V
	7018	-45.45	-13	-32.45	-73.02	-53.7	2.58	10.84	V
	8768	-45.07	-13	-32.07	-75.37	-55.24	2.43	12.61	V

Remark: Spurious emissions within 30-1000MHz were found more than 20dB below limit line.

LTE Band 4 / 3MHz / QPSK / RB Size 1 Offset 0									
Channel	Frequency (MHz)	EIRP (dBm)	Limit (dBm)	Over Limit (dB)	SPA Reading (dBm)	S.G. Power (dBm)	TX Cable loss (dB)	TX Antenna Gain (dBi)	Polarization (H/V)
Lowest	3420	-51.79	-13	-38.79	-68.37	-57.86	1.58	7.65	H
	5128	-45.35	-13	-32.35	-68.14	-52.64	2.41	9.70	H
	6843	-46.44	-13	-33.44	-73.36	-54.41	2.64	10.61	H
	3420	-54.87	-13	-41.87	-71	-60.94	1.58	7.65	V
	5128	-47.54	-13	-34.54	-69.49	-54.83	2.41	9.70	V
	6843	-44.03	-13	-31.03	-70.57	-52	2.64	10.61	V
	8551	-45.43	-13	-32.43	-74.91	-55.56	2.39	12.52	V
Middle	3462	-51.66	-13	-38.66	-68.67	-57.9	1.59	7.83	H
	5191	-43.67	-13	-30.67	-66.4	-50.92	2.45	9.70	H
	6927	-47.00	-13	-34.00	-74.26	-55.1	2.61	10.71	H
	3462	-54.12	-13	-41.12	-71.07	-60.36	1.59	7.83	V
	5191	-45.96	-13	-32.96	-68.24	-53.21	2.45	9.70	V
	6927	-44.50	-13	-31.50	-71.55	-52.6	2.61	10.71	V
	8656	-44.32	-13	-31.32	-73.58	-54.47	2.41	12.56	V
Highest	3504	-50.76	-13	-37.76	-68.06	-57.16	1.61	8.00	H
	5254	-44.28	-13	-31.28	-66.93	-51.5	2.48	9.70	H
	7011	-46.63	-13	-33.63	-74.23	-54.87	2.59	10.82	H
	3504	-52.02	-13	-39.02	-69.49	-58.42	1.61	8.00	V
	5254	-44.99	-13	-31.99	-67.94	-52.21	2.48	9.70	V
	7011	-45.79	-13	-32.79	-73.37	-54.03	2.59	10.82	V
	8761	-44.89	-13	-31.89	-75.2	-55.06	2.43	12.60	V

Remark: Spurious emissions within 30-1000MHz were found more than 20dB below limit line.

LTE Band 4 / 5MHz / QPSK / RB Size 1 Offset 0									
Channel	Frequency (MHz)	EIRP (dBm)	Limit (dBm)	Over Limit (dB)	SPA Reading (dBm)	S.G. Power (dBm)	TX Cable loss (dB)	TX Antenna Gain (dBi)	Polarization (H/V)
Lowest	3420	-51.04	-13	-38.04	-67.6	-57.11	1.58	7.65	H
	5128	-45.47	-13	-32.47	-68.28	-52.76	2.41	9.70	H
	6843	-45.65	-13	-32.65	-72.59	-53.62	2.64	10.61	H
	3420	-53.61	-13	-40.61	-69.76	-59.68	1.58	7.65	V
	5128	-47.84	-13	-34.84	-69.82	-55.13	2.41	9.70	V
	6843	-43.41	-13	-30.41	-69.94	-51.38	2.64	10.61	V
	8551	-44.93	-13	-31.93	-74.44	-55.06	2.39	12.52	V
Middle	3462	-51.89	-13	-38.89	-68.9	-58.13	1.59	7.83	H
	5191	-43.56	-13	-30.56	-66.32	-50.81	2.45	9.70	H
	6920	-47.21	-13	-34.21	-74.38	-55.3	2.62	10.70	H
	3462	-54.40	-13	-41.40	-71.36	-60.64	1.59	7.83	V
	5191	-45.90	-13	-32.90	-68.16	-53.15	2.45	9.70	V
	6920	-45.43	-13	-32.43	-72.39	-53.52	2.62	10.70	V
	8649	-45.31	-13	-32.31	-74.59	-55.46	2.41	12.56	V
Highest	3504	-50.11	-13	-37.11	-67.4	-56.51	1.61	8.00	H
	5254	-43.98	-13	-30.98	-66.66	-51.2	2.48	9.70	H
	7004	-47.20	-13	-34.20	-74.74	-55.42	2.59	10.81	H
	3504	-52.16	-13	-39.16	-69.6	-58.56	1.61	8.00	V
	5254	-45.31	-13	-32.31	-68.25	-52.53	2.48	9.70	V
	7004	-44.80	-13	-31.80	-72.3	-53.02	2.59	10.81	V

Remark: Spurious emissions within 30-1000MHz were found more than 20dB below limit line.

LTE Band 4 / 10MHz / QPSK / RB Size 1 Offset 0									
Channel	Frequency (MHz)	EIRP (dBm)	Limit (dBm)	Over Limit (dB)	SPA Reading (dBm)	S.G. Power (dBm)	TX Cable loss (dB)	TX Antenna Gain (dBi)	Polarization (H/V)
Lowest	3420	-51.58	-13	-38.58	-68.2	-57.65	1.58	7.65	H
	5135	-46.43	-13	-33.43	-69.21	-53.72	2.41	9.70	H
	6843	-45.97	-13	-32.97	-72.88	-53.94	2.64	10.61	H
	3420	-54.75	-13	-41.75	-70.37	-60.82	1.58	7.65	V
	5135	-47.56	-13	-34.56	-69.5	-54.85	2.41	9.70	V
	6843	-43.53	-13	-30.53	-70.05	-51.5	2.64	10.61	V
Middle	3455	-50.92	-13	-37.92	-67.76	-57.13	1.59	7.80	H
	5184	-40.42	-13	-27.42	-63.17	-47.68	2.44	9.70	H
	6910	-48.07	-13	-35.07	-75.26	-56.14	2.62	10.69	H
	3455	-53.47	-13	-40.47	-70.14	-59.68	1.59	7.80	V
	5184	-43.04	-13	-30.04	-65.2	-50.3	2.44	9.70	V
	6910	-45.21	-13	-32.21	-72.17	-53.28	2.62	10.69	V
Highest	3490	-49.45	-13	-36.45	-66.59	-55.8	1.60	7.96	H
	5240	-44.21	-13	-31.21	-66.91	-51.43	2.48	9.70	H
	6983	-46.20	-13	-33.20	-73.7	-54.38	2.60	10.78	H
	3490	-51.65	-13	-38.65	-68.83	-58	1.60	7.96	V
	5240	-45.34	-13	-32.34	-68.04	-52.56	2.48	9.70	V
	6983	-43.34	-13	-30.34	-70.83	-51.52	2.60	10.78	V
	8726	-43.63	-13	-30.63	-73.49	-53.8	2.42	12.59	V

Remark: Spurious emissions within 30-1000MHz were found more than 20dB below limit line.

LTE Band 4 / 15MHz / QPSK / RB Size 1 Offset 0									
Channel	Frequency (MHz)	EIRP (dBm)	Limit (dBm)	Over Limit (dB)	SPA Reading (dBm)	S.G. Power (dBm)	TX Cable loss (dB)	TX Antenna Gain (dBi)	Polarization (H/V)
Lowest	3420	-50.63	-13	-37.63	-67.2	-56.7	1.58	7.65	H
	5135	-45.31	-13	-32.31	-68.09	-52.6	2.41	9.70	H
	6843	-46.03	-13	-33.03	-72.94	-54	2.64	10.61	H
	3420	-54.03	-13	-41.03	-70.17	-60.1	1.58	7.65	V
	5135	-48.43	-13	-35.43	-70.36	-55.72	2.41	9.70	V
	6843	-43.39	-13	-30.39	-69.93	-51.36	2.64	10.61	V
	8558	-45.00	-13	-32.00	-74.25	-55.14	2.39	12.52	V
Middle	3455	-51.79	-13	-38.79	-68.65	-58	1.59	7.80	H
	5177	-46.13	-13	-33.13	-68.89	-53.39	2.44	9.70	H
	6906	-46.82	-13	-33.82	-73.92	-54.89	2.62	10.69	H
	3455	-54.01	-13	-41.01	-70.67	-60.22	1.59	7.80	V
	5177	-48.17	-13	-35.17	-70.34	-55.43	2.44	9.70	V
	6906	-44.93	-13	-31.93	-71.77	-53	2.62	10.69	V
	8628	-45.81	-13	-32.81	-74.93	-55.96	2.40	12.55	V
Highest	3483	-50.75	-13	-37.75	-67.91	-57.08	1.60	7.93	H
	5226	-43.67	-13	-30.67	-66.34	-50.9	2.47	9.70	H
	6962	-46.58	-13	-33.58	-74	-54.73	2.60	10.75	H
	3483	-52.28	-13	-39.28	-69.49	-58.61	1.60	7.93	V
	5226	-46.36	-13	-33.36	-69.06	-53.59	2.47	9.70	V
	6962	-43.68	-13	-30.68	-70.95	-51.83	2.60	10.75	V
	8705	-44.01	-13	-31.01	-73.72	-54.17	2.42	12.58	V

Remark: Spurious emissions within 30-1000MHz were found more than 20dB below limit line.

LTE Band 4 / 20MHz / QPSK / RB Size 1 Offset 0									
Channel	Frequency (MHz)	EIRP (dBm)	Limit (dBm)	Over Limit (dB)	SPA Reading (dBm)	S.G. Power (dBm)	TX Cable loss (dB)	TX Antenna Gain (dBi)	Polarization (H/V)
Lowest	3420	-51.57	-13	-38.57	-68.16	-57.64	1.58	7.65	H
	5135	-45.51	-13	-32.51	-68.32	-52.8	2.41	9.70	H
	6843	-45.96	-13	-32.96	-72.87	-53.93	2.64	10.61	H
	3420	-55.02	-13	-42.02	-71.2	-61.09	1.58	7.65	V
	5135	-48.72	-13	-35.72	-70.69	-56.01	2.41	9.70	V
	6843	-43.57	-13	-30.57	-70.12	-51.54	2.64	10.61	V
	8558	-44.66	-13	-31.66	-73.91	-54.8	2.39	12.52	V
Middle	3448	-52.35	-13	-39.35	-69.22	-58.53	1.59	7.77	H
	5170	-46.20	-13	-33.20	-68.95	-53.47	2.43	9.70	H
	6892	-47.85	-13	-34.85	-74.95	-55.9	2.63	10.67	H
	3448	-54.73	-13	-41.73	-71.4	-60.91	1.59	7.77	V
	5170	-48.82	-13	-35.82	-70.96	-56.09	2.43	9.70	V
	6892	-45.47	-13	-32.47	-72.34	-53.52	2.63	10.67	V
	8621	-44.88	-13	-31.88	-73.85	-55.03	2.40	12.55	V
Highest	3476	-49.73	-13	-36.73	-66.92	-56.03	1.60	7.89	H
	5212	-44.83	-13	-31.83	-67.57	-52.07	2.46	9.70	H
	6948	-45.57	-13	-32.57	-72.89	-53.7	2.61	10.74	H
	3476	-52.51	-13	-39.51	-69.69	-58.81	1.60	7.89	V
	5212	-46.59	-13	-33.59	-69.06	-53.83	2.46	9.70	V
	6948	-43.64	-13	-30.64	-70.8	-51.77	2.61	10.74	V
	8684	-43.46	-13	-30.46	-73.03	-53.62	2.41	12.57	V

Remark: Spurious emissions within 30-1000MHz were found more than 20dB below limit line.

LTE Band 5 / 1.4MHz / QPSK / RB Size 1 Offset 0									
Channel	Frequency (MHz)	ERP (dBm)	Limit (dBm)	Over Limit (dB)	SPA Reading (dBm)	S.G. Power (dBm)	TX Cable loss (dB)	TX Antenna Gain (dBi)	Polarization (H/V)
Lowest	1648	-51.06	-13	-38.06	-60.72	-52.82	0.98	4.89	H
	2472	-61.86	-13	-48.86	-74.95	-63.74	1.28	5.32	H
	3297	-59.42	-13	-46.42	-75.99	-62.84	1.54	7.11	H
	1648	-57.45	-13	-44.45	-65.13	-59.21	0.98	4.89	V
	2472	-60.12	-13	-47.12	-75.36	-62	1.28	5.32	V
	3297	-60.48	-13	-47.48	-75.96	-63.9	1.54	7.11	V
Middle	1672	-53.22	-13	-40.22	-62.58	-54.9	0.99	4.82	H
	2504	-61.96	-13	-48.96	-75.06	-63.92	1.29	5.40	H
	3344	-59.44	-13	-46.44	-75.71	-63.05	1.56	7.31	H
	1672	-54.47	-13	-41.47	-61.69	-56.15	0.99	4.82	V
	2504	-59.90	-13	-46.90	-75.29	-61.86	1.29	5.40	V
	3344	-60.63	-13	-47.63	-75.91	-64.24	1.56	7.31	V
Highest	1696	-52.18	-13	-39.18	-61.69	-53.78	1.00	4.75	H
	2544	-61.19	-13	-48.19	-74.95	-63.17	1.30	5.44	H
	3391	-59.62	-13	-46.62	-76.08	-63.42	1.57	7.52	H
	1696	-56.26	-13	-43.26	-64.04	-57.86	1.00	4.75	V
	2544	-59.75	-13	-46.75	-75.16	-61.73	1.30	5.44	V
	3391	-60.30	-13	-47.30	-76.17	-64.1	1.57	7.52	V

Remark: Spurious emissions within 30-1000MHz were found more than 20dB below limit line.

LTE Band 5 / 3MHz / QPSK / RB Size 1 Offset 0									
Channel	Frequency (MHz)	ERP (dBm)	Limit (dBm)	Over Limit (dB)	SPA Reading (dBm)	S.G. Power (dBm)	TX Cable loss (dB)	TX Antenna Gain (dBi)	Polarization (H/V)
Lowest	1648	-50.32	-13	-37.32	-59.98	-52.08	0.98	4.89	H
	2472	-61.51	-13	-48.51	-74.63	-63.39	1.28	5.32	H
	3297	-59.54	-13	-46.54	-76.12	-62.96	1.54	7.11	H
	1648	-56.21	-13	-43.21	-63.86	-57.97	0.98	4.89	V
	2472	-59.44	-13	-46.44	-74.69	-61.32	1.28	5.32	V
	3297	-60.33	-13	-47.33	-75.82	-63.75	1.54	7.11	V
Middle	1672	-55.13	-13	-42.13	-64.53	-56.81	0.99	4.82	H
	2504	-61.87	-13	-48.87	-74.96	-63.83	1.29	5.40	H
	3343	-59.40	-13	-46.40	-75.66	-63	1.56	7.31	H
	1672	-58.54	-13	-45.54	-65.74	-60.22	0.99	4.82	V
	2504	-59.89	-13	-46.89	-75.28	-61.85	1.29	5.40	V
	3343	-60.57	-13	-47.57	-75.82	-64.17	1.56	7.31	V
Highest	1696	-51.04	-13	-38.04	-60.55	-52.64	1.00	4.75	H
	2536	-61.23	-13	-48.23	-74.78	-63.21	1.30	5.43	H
	3385	-59.32	-13	-46.32	-75.69	-63.1	1.57	7.49	H
	1696	-54.63	-13	-41.63	-62.44	-56.23	1.00	4.75	V
	2536	-59.98	-13	-46.98	-75.38	-61.96	1.30	5.43	V
	3385	-60.22	-13	-47.22	-75.87	-64	1.57	7.49	V

Remark: Spurious emissions within 30-1000MHz were found more than 20dB below limit line.

LTE Band 5 / 5MHz / QPSK / RB Size 1 Offset 0									
Channel	Frequency (MHz)	ERP (dBm)	Limit (dBm)	Over Limit (dB)	SPA Reading (dBm)	S.G. Power (dBm)	TX Cable loss (dB)	TX Antenna Gain (dBi)	Polarization (H/V)
Lowest	1648	-49.84	-13	-36.84	-59.48	-51.6	0.98	4.89	H
	2472	-62.05	-13	-49.05	-75.13	-63.93	1.28	5.32	H
	3297	-59.08	-13	-46.08	-75.65	-62.5	1.54	7.11	H
	1648	-55.08	-13	-42.08	-62.75	-56.84	0.98	4.89	V
	2472	-59.85	-13	-46.85	-75.12	-61.73	1.28	5.32	V
	3297	-60.41	-13	-47.41	-75.91	-63.83	1.54	7.11	V
Middle	1672	-53.36	-13	-40.36	-62.74	-55.04	0.99	4.82	H
	2504	-61.79	-13	-48.79	-74.9	-63.75	1.29	5.40	H
	3336	-58.92	-13	-45.92	-75.3	-62.5	1.55	7.28	H
	1672	-57.92	-13	-44.92	-65.12	-59.6	0.99	4.82	V
	2504	-59.88	-13	-46.88	-75.28	-61.84	1.29	5.40	V
	3336	-60.45	-13	-47.45	-75.8	-64.03	1.55	7.28	V
Highest	1688	-48.18	-13	-35.18	-57.56	-49.81	1.00	4.77	H
	2533	-61.18	-13	-48.18	-74.75	-63.16	1.30	5.43	H
	3376	-59.43	-13	-46.43	-75.8	-63.17	1.57	7.45	H
	1688	-53.97	-13	-40.97	-61.2	-55.6	1.00	4.77	V
	2533	-59.83	-13	-46.83	-75.25	-61.81	1.30	5.43	V
	3376	-60.06	-13	-47.06	-75.73	-63.8	1.57	7.45	V

Remark: Spurious emissions within 30-1000MHz were found more than 20dB below limit line.

LTE Band 5 / 10MHz / QPSK / RB Size 1 Offset 0									
Channel	Frequency (MHz)	ERP (dBm)	Limit (dBm)	Over Limit (dB)	SPA Reading (dBm)	S.G. Power (dBm)	TX Cable loss (dB)	TX Antenna Gain (dBi)	Polarization (H/V)
Lowest	1648	-49.84	-13	-36.84	-59.47	-51.6	0.98	4.89	H
	2472	-61.90	-13	-48.90	-74.97	-63.78	1.28	5.32	H
	3298	-59.19	-13	-46.19	-75.78	-62.61	1.54	7.11	H
	1648	-56.67	-13	-43.67	-64.33	-58.43	0.98	4.89	V
	2472	-59.93	-13	-46.93	-75.21	-61.81	1.28	5.32	V
	3298	-60.54	-13	-47.54	-76.03	-63.96	1.54	7.11	V
Middle	1664	-48.69	-13	-35.69	-58.19	-50.4	0.98	4.84	H
	2496	-61.67	-13	-48.67	-74.79	-63.62	1.29	5.39	H
	3328	-59.39	-13	-46.39	-75.75	-62.93	1.55	7.24	H
	1664	-54.41	-13	-41.41	-61.86	-56.12	0.98	4.84	V
	2496	-59.72	-13	-46.72	-75.08	-61.67	1.29	5.39	V
	3328	-60.35	-13	-47.35	-75.67	-63.89	1.55	7.24	V
Highest	1680	-49.88	-13	-36.88	-59.25	-51.53	0.99	4.80	H
	2519	-61.11	-13	-48.11	-74.45	-63.08	1.30	5.42	H
	3358	-59.57	-13	-46.57	-75.9	-63.24	1.56	7.38	H
	1680	-55.54	-13	-42.54	-62.79	-57.19	0.99	4.80	V
	2519	-59.75	-13	-46.75	-75.15	-61.72	1.30	5.42	V
	3358	-60.43	-13	-47.43	-75.9	-64.1	1.56	7.38	V

Remark: Spurious emissions within 30-1000MHz were found more than 20dB below limit line.

LTE Band 7 / 5MHz / QPSK / RB Size 1 Offset 0									
Channel	Frequency (MHz)	EIRP (dBm)	Limit (dBm)	Over Limit (dB)	SPA Reading (dBm)	S.G. Power (dBm)	TX Cable loss (dB)	TX Antenna Gain (dBi)	Polarization (H/V)
Lowest	5004	-42.53	-25	-17.53	-65.41	-49.89	2.34	9.70	H
	7500	-41.31	-25	-16.31	-69.84	-50.68	2.43	11.80	H
	10008	-40.83	-25	-15.83	-72.22	-50.34	2.70	12.20	H
	12504	-36.61	-25	-11.61	-72.63	-46.21	2.81	12.40	H
	5004	-47.38	-25	-22.38	-68.74	-54.74	2.34	9.70	V
	7500	-43.64	-25	-18.64	-72.18	-53.01	2.43	11.80	V
	10008	-40.17	-25	-15.17	-70.01	-49.68	2.70	12.20	V
	12504	-37.75	-25	-12.75	-73.19	-47.35	2.81	12.40	V
Middle	5064	-42.65	-25	-17.65	-65.24	-49.98	2.37	9.70	H
	7596	-38.33	-25	-13.33	-66.63	-47.79	2.40	11.86	H
	10128	-39.69	-25	-14.69	-71.23	-49.25	2.70	12.25	H
	12660	-35.40	-25	-10.40	-72.33	-45.15	2.84	12.59	H
	5064	-46.09	-25	-21.09	-67.63	-53.42	2.37	9.70	V
	7596	-41.44	-25	-16.44	-69.94	-50.9	2.40	11.86	V
	10128	-37.64	-25	-12.64	-67.62	-47.2	2.70	12.25	V
	12660	-36.60	-25	-11.60	-72.24	-46.35	2.84	12.59	V
Highest	5136	-45.57	-25	-20.57	-68.17	-52.85	2.42	9.70	H
	7692	-35.20	-25	-10.20	-63.5	-44.75	2.37	11.92	H
	10260	-34.95	-25	-9.95	-66.54	-44.56	2.69	12.30	H
	12828	-35.44	-25	-10.44	-73.14	-45.35	2.89	12.79	H
	5136	-47.37	-25	-22.37	-69.09	-54.65	2.42	9.70	V
	7692	-37.34	-25	-12.34	-65.48	-46.89	2.37	11.92	V
	10260	-34.80	-25	-9.80	-65.37	-44.41	2.69	12.30	V
	12828	-37.58	-25	-12.58	-73.48	-47.49	2.89	12.79	V

Remark: Spurious emissions within 30-1000MHz were found more than 20dB below limit line.

LTE Band 7 / 10MHz / QPSK / RB Size 1 Offset 0									
Channel	Frequency (MHz)	EIRP (dBm)	Limit (dBm)	Over Limit (dB)	SPA Reading (dBm)	S.G. Power (dBm)	TX Cable loss (dB)	TX Antenna Gain (dBi)	Polarization (H/V)
Lowest	5004	-41.76	-25	-16.76	-64.55	-49.12	2.34	9.70	H
	7500	-41.28	-25	-16.28	-69.94	-50.65	2.43	11.80	H
	10008	-38.61	-25	-13.61	-70.36	-48.12	2.70	12.20	H
	12504	-35.38	-25	-10.38	-71.46	-44.98	2.81	12.40	H
	5004	-46.49	-25	-21.49	-67.86	-53.85	2.34	9.70	V
	7500	-42.63	-25	-17.63	-71.17	-52	2.43	11.80	V
	10008	-38.74	-25	-13.74	-68.74	-48.25	2.70	12.20	V
	12504	-36.92	-25	-11.92	-72.26	-46.52	2.81	12.40	V
Middle	5064	-42.79	-25	-17.79	-65.52	-50.12	2.37	9.70	H
	7596	-39.92	-25	-14.92	-68.38	-49.38	2.40	11.86	H
	10128	-38.55	-25	-13.55	-70.16	-48.11	2.70	12.25	H
	12648	-35.51	-25	-10.51	-72.33	-45.25	2.84	12.58	H
	5064	-45.67	-25	-20.67	-67.26	-53	2.37	9.70	V
	7596	-41.31	-25	-16.31	-69.37	-50.77	2.40	11.86	V
	10128	-36.30	-25	-11.30	-66.41	-45.86	2.70	12.25	V
	12648	-37.80	-25	-12.80	-73.29	-47.54	2.84	12.58	V
Highest	5124	-41.28	-25	-16.28	-64.01	-48.57	2.41	9.70	H
	7680	-34.35	-25	-9.35	-62.64	-43.89	2.37	11.91	H
	10248	-34.95	-25	-9.95	-66.55	-44.55	2.69	12.30	H
	12804	-34.22	-25	-9.22	-71.87	-44.1	2.88	12.76	H
	5124	-45.60	-25	-20.60	-67.52	-52.89	2.41	9.70	V
	7680	-38.38	-25	-13.38	-66.27	-47.92	2.37	11.91	V
	10248	-34.88	-25	-9.88	-65.36	-44.48	2.69	12.30	V
	12804	-38.03	-25	-13.03	-73.93	-47.91	2.88	12.76	V

Remark: Spurious emissions within 30-1000MHz were found more than 20dB below limit line.

LTE Band 7 / 15MHz / QPSK / RB Size 1 Offset 0									
Channel	Frequency (MHz)	EIRP (dBm)	Limit (dBm)	Over Limit (dB)	SPA Reading (dBm)	S.G. Power (dBm)	TX Cable loss (dB)	TX Antenna Gain (dBi)	Polarization (H/V)
Lowest	5004	-43.65	-25	-18.65	-66.44	-51.01	2.34	9.70	H
	7500	-41.75	-25	-16.75	-69.58	-51.12	2.43	11.80	H
	10008	-38.81	-25	-13.81	-70.4	-48.32	2.70	12.20	H
	12504	-35.58	-25	-10.58	-71.94	-45.18	2.81	12.40	H
	5004	-48.29	-25	-23.29	-69.59	-55.65	2.34	9.70	V
	7500	-42.77	-25	-17.77	-71.19	-52.14	2.43	11.80	V
	10008	-38.73	-25	-13.73	-68.68	-48.24	2.70	12.20	V
	12504	-36.52	-25	-11.52	-71.85	-46.12	2.81	12.40	V
Middle	5052	-41.79	-25	-16.79	-64.49	-49.12	2.37	9.70	H
	7584	-40.66	-25	-15.66	-68.75	-50.11	2.40	11.85	H
	10116	-38.97	-25	-13.97	-70.57	-48.52	2.70	12.25	H
	12648	-35.36	-25	-10.36	-72.03	-45.1	2.84	12.58	H
	5052	-46.78	-25	-21.78	-68.49	-54.11	2.37	9.70	V
	7584	-41.87	-25	-16.87	-69.94	-51.32	2.40	11.85	V
	10116	-35.57	-25	-10.57	-65.67	-45.12	2.70	12.25	H
	12648	-35.74	-25	-10.74	-71.37	-45.48	2.84	12.58	V
Highest	5112	-38.81	-25	-13.81	-61.57	-46.11	2.40	9.70	H
	7668	-34.32	-25	-9.32	-62.63	-43.85	2.38	11.90	H
	10224	-36.41	-25	-11.41	-68.06	-46	2.69	12.29	H
	12780	-33.66	-25	-8.66	-71.16	-43.52	2.87	12.74	H
	5112	-43.92	-25	-18.92	-65.8	-51.22	2.40	9.70	V
	7668	-38.48	-25	-13.48	-66.45	-48.01	2.38	11.90	V
	10224	-36.22	-25	-11.22	-66.53	-45.81	2.69	12.29	V
	12780	-36.02	-25	-11.02	-71.93	-45.88	2.87	12.74	V

Remark: Spurious emissions within 30-1000MHz were found more than 20dB below limit line.

LTE Band 7 / 20MHz / QPSK / RB Size 1 Offset 0									
Channel	Frequency (MHz)	EIRP (dBm)	Limit (dBm)	Over Limit (dB)	SPA Reading (dBm)	S.G. Power (dBm)	TX Cable loss (dB)	TX Antenna Gain (dBi)	Polarization (H/V)
Lowest	5004	-42.62	-25	-17.62	-65.63	-49.98	2.34	9.70	H
	7500	-37.58	-25	-12.58	-66.21	-46.95	2.43	11.80	H
	10008	-41.34	-25	-16.34	-72.83	-50.85	2.70	12.20	H
	12504	-34.28	-25	-9.28	-70.33	-43.88	2.81	12.40	H
	5004	-46.76	-25	-21.76	-68.16	-54.12	2.34	9.70	V
	7500	-41.37	-25	-16.37	-69.76	-50.74	2.43	11.80	V
	10008	-42.35	-25	-17.35	-72.13	-51.86	2.70	12.20	V
	12504	-36.75	-25	-11.75	-72.08	-46.35	2.81	12.40	V
Middle	5052	-41.65	-25	-16.65	-64.49	-48.98	2.37	9.70	H
	7584	-40.42	-25	-15.42	-68.75	-49.87	2.40	11.85	H
	10116	-38.97	-25	-13.97	-70.57	-48.52	2.70	12.25	H
	12648	-35.18	-25	-10.18	-72.03	-44.92	2.84	12.58	H
	5052	-46.95	-25	-21.95	-68.49	-54.28	2.37	9.70	V
	7584	-41.95	-25	-16.95	-69.94	-51.4	2.40	11.85	V
	10116	-35.46	-25	-10.46	-65.67	-45.01	2.70	12.25	V
	12648	-35.76	-25	-10.76	-71.37	-45.5	2.84	12.58	V
Highest	5100	-42.68	-25	-17.68	-65.39	-49.99	2.39	9.70	H
	7656	-35.50	-25	-10.50	-63.9	-45.01	2.38	11.89	H
	10200	-40.20	-25	-15.20	-71.67	-49.78	2.70	12.28	H
	12756	-34.58	-25	-9.58	-71.96	-44.42	2.87	12.71	H
	5100	-45.30	-25	-20.30	-67.01	-52.61	2.39	9.70	V
	7656	-37.97	-25	-12.97	-65.91	-47.48	2.38	11.89	V
	10200	-39.15	-25	-14.15	-69.4	-48.73	2.70	12.28	V
	12756	-36.86	-25	-11.86	-72.61	-46.7	2.87	12.71	V

Remark: Spurious emissions within 30-1000MHz were found more than 20dB below limit line.

LTE Band 12 / 1.4MHz / QPSK / RB Size 1 Offset 0									
Channel	Frequency (MHz)	ERP (dBm)	Limit (dBm)	Over Limit (dB)	SPA Reading (dBm)	S.G. Power (dBm)	TX Cable loss (dB)	TX Antenna Gain (dBi)	Polarization (H/V)
Lowest	1400	-51.86	-13	-38.86	-62.25	-53.52	0.87	4.68	H
	2096	-55.80	-13	-42.80	-68.32	-56.67	1.16	4.19	H
	3496	-53.54	-13	-40.54	-70.78	-57.77	1.60	7.98	H
	1400	-50.45	-13	-37.45	-59.99	-52.11	0.87	4.68	V
	2096	-52.57	-13	-39.57	-65.64	-53.44	1.16	4.19	V
	3496	-53.05	-13	-40.05	-70.52	-57.28	1.60	7.98	V
Middle	1416	-49.06	-13	-36.06	-59.39	-50.81	0.87	4.78	H
	2120	-55.61	-13	-42.61	-68.47	-56.55	1.17	4.26	H
	3536	-53.60	-13	-40.60	-71.14	-57.88	1.62	8.04	H
	1416	-46.75	-13	-33.75	-56.29	-48.50	0.87	4.78	V
	2120	-53.98	-13	-40.98	-67.74	-54.92	1.17	4.26	V
	3536	-54.05	-13	-41.05	-71.86	-58.33	1.62	8.04	V
Highest	1432	-46.82	-13	-33.82	-57.13	-48.67	0.88	4.88	H
	2144	-56.18	-13	-43.18	-69.31	-57.18	1.18	4.33	H
	3576	-56.38	-13	-43.38	-74.15	-60.69	1.63	8.09	H
	1432	-49.56	-13	-36.56	-58.71	-51.41	0.88	4.88	V
	2144	-54.70	-13	-41.70	-68.79	-55.70	1.18	4.33	V
	3576	-56.22	-13	-43.22	-74.49	-60.53	1.63	8.09	V

Remark: Spurious emissions within 30-1000MHz were found more than 20dB below limit line.

LTE Band 12 / 3MHz / QPSK / RB Size 1 Offset 0									
Channel	Frequency (MHz)	ERP (dBm)	Limit (dBm)	Over Limit (dB)	SPA Reading (dBm)	S.G. Power (dBm)	TX Cable loss (dB)	TX Antenna Gain (dBi)	Polarization (H/V)
Lowest	1400	-50.73	-13	-37.73	-61.03	-52.39	0.87	4.68	H
	2096	-55.45	-13	-42.45	-67.93	-56.32	1.16	4.19	H
	3496	-50.05	-13	-37.05	-67.27	-54.28	1.60	7.98	H
	1400	-50.21	-13	-37.21	-59.65	-51.87	0.87	4.68	V
	2096	-55.16	-13	-42.16	-68.16	-56.03	1.16	4.19	V
	3496	-54.75	-13	-41.75	-72.24	-58.98	1.60	7.98	V
Middle	1416	-49.79	-13	-36.79	-60.11	-51.54	0.87	4.78	H
	2120	-56.66	-13	-43.66	-69.52	-57.60	1.17	4.26	H
	3528	-55.56	-13	-42.56	-73.03	-59.83	1.61	8.03	H
	1416	-51.07	-13	-38.07	-60.52	-52.82	0.87	4.78	V
	2120	-54.30	-13	-41.30	-68.01	-55.24	1.17	4.26	V
	3528	-56.91	-13	-43.91	-74.56	-61.18	1.61	8.03	V
Highest	1424	-45.44	-13	-32.44	-55.77	-47.24	0.88	4.83	H
	2144	-56.22	-13	-43.22	-69.35	-57.22	1.18	4.33	H
	3568	-53.96	-13	-40.96	-71.62	-58.27	1.63	8.08	H
	1424	-47.34	-13	-34.34	-56.50	-49.14	0.88	4.83	V
	2144	-53.46	-13	-40.46	-67.57	-54.46	1.18	4.33	V
	3568	-55.38	-13	-42.38	-73.27	-59.69	1.63	8.08	V

Remark: Spurious emissions within 30-1000MHz were found more than 20dB below limit line.

LTE Band 12 / 5MHz / QPSK / RB Size 1 Offset 0									
Channel	Frequency (MHz)	ERP (dBm)	Limit (dBm)	Over Limit (dB)	SPA Reading (dBm)	S.G. Power (dBm)	TX Cable loss (dB)	TX Antenna Gain (dBi)	Polarization (H/V)
Lowest	1400	-49.68	-13	-36.68	-60.01	-51.34	0.87	4.68	H
	2096	-55.33	-13	-42.33	-67.84	-56.20	1.16	4.19	H
	3496	-51.54	-13	-38.54	-68.87	-55.77	1.60	7.98	H
	1400	-48.80	-13	-35.80	-58.28	-50.46	0.87	4.68	V
	2096	-51.67	-13	-38.67	-64.69	-52.54	1.16	4.19	V
	3496	-54.40	-13	-41.40	-71.96	-58.63	1.60	7.98	V
Middle	1408	-49.11	-13	-36.11	-59.53	-50.82	0.87	4.73	H
	2120	-57.91	-13	-44.91	-70.77	-58.85	1.17	4.26	H
	3528	-55.96	-13	-42.96	-73.38	-60.23	1.61	8.03	H
	1408	-49.01	-13	-36.01	-58.53	-50.72	0.87	4.73	V
	2120	-53.67	-13	-40.67	-67.36	-54.61	1.17	4.26	V
	3528	-56.46	-13	-43.46	-74.40	-60.73	1.61	8.03	V
Highest	1424	-46.44	-13	-33.44	-56.72	-48.24	0.88	4.83	H
	2136	-57.32	-13	-44.32	-70.46	-58.30	1.18	4.31	H
	3560	-54.21	-13	-41.21	-71.97	-58.51	1.62	8.07	H
	1424	-49.32	-13	-36.32	-58.44	-51.12	0.88	4.83	V
	2136	-54.80	-13	-41.80	-68.87	-55.78	1.18	4.31	V
	3560	-53.99	-13	-40.99	-72.05	-58.29	1.62	8.07	V

Remark: Spurious emissions within 30-1000MHz were found more than 20dB below limit line.

LTE Band 12 / 10MHz / QPSK / RB Size 1 Offset 0									
Channel	Frequency (MHz)	ERP (dBm)	Limit (dBm)	Over Limit (dB)	SPA Reading (dBm)	S.G. Power (dBm)	TX Cable loss (dB)	TX Antenna Gain (dBi)	Polarization (H/V)
Lowest	1400	-50.37	-13	-37.37	-60.70	-52.03	0.87	4.68	H
	2096	-55.07	-13	-42.07	-67.55	-55.94	1.16	4.19	H
	3496	-53.44	-13	-40.44	-70.53	-57.67	1.60	7.98	H
	1400	-49.69	-13	-36.69	-59.21	-51.35	0.87	4.68	V
	2096	-53.79	-13	-40.79	-66.98	-54.66	1.16	4.19	V
	3496	-54.20	-13	-41.20	-71.55	-58.43	1.60	7.98	V
Middle	1408	-46.07	-13	-33.07	-56.42	-47.78	0.87	4.73	H
	2112	-58.49	-13	-45.49	-71.15	-59.41	1.17	4.24	H
	3512	-56.48	-13	-43.48	-73.77	-60.74	1.61	8.01	H
	1408	-47.81	-13	-34.81	-57.27	-49.52	0.87	4.73	V
	2112	-57.27	-13	-44.27	-70.59	-58.19	1.17	4.24	V
	3520	-55.38	-13	-42.38	-72.93	-59.64	1.61	8.02	V
Highest	1416	-43.86	-13	-30.86	-54.17	-45.61	0.87	4.78	H
	2120	-56.57	-13	-43.57	-69.42	-57.51	1.17	4.26	H
	3536	-56.01	-13	-43.01	-73.52	-60.29	1.62	8.04	H
	1416	-49.07	-13	-36.07	-58.63	-50.82	0.87	4.78	V
	2120	-54.76	-13	-41.76	-68.45	-55.70	1.17	4.26	V
	3536	-56.29	-13	-43.29	-74.07	-60.57	1.62	8.04	V

Remark: Spurious emissions within 30-1000MHz were found more than 20dB below limit line.

<for IC>

LTE Band 12 / 1.4MHz / QPSK / RB Size 1 Offset 0									
Channel	Frequency (MHz)	EIRP (dBm)	Limit (dBm)	Over Limit (dB)	SPA Reading (dBm)	S.G. Power (dBm)	TX Cable loss (dB)	TX Antenna Gain (dBi)	Polarization (H/V)
Lowest	1400	-49.71	-13	-36.71	-62.25	-53.52	0.87	4.68	H
	2096	-53.65	-13	-40.65	-68.32	-56.67	1.16	4.19	H
	3496	-51.39	-13	-38.39	-70.78	-57.77	1.60	7.98	H
	1400	-48.30	-13	-35.30	-59.99	-52.11	0.87	4.68	V
	2096	-50.42	-13	-37.42	-65.64	-53.44	1.16	4.19	V
	3496	-50.90	-13	-37.90	-70.52	-57.28	1.60	7.98	V
Middle	1416	-46.91	-13	-33.91	-59.39	-50.81	0.87	4.78	H
	2120	-53.46	-13	-40.46	-68.47	-56.55	1.17	4.26	H
	3536	-51.45	-13	-38.45	-71.14	-57.88	1.62	8.04	H
	1416	-44.60	-13	-31.60	-56.29	-48.50	0.87	4.78	V
	2120	-51.83	-13	-38.83	-67.74	-54.92	1.17	4.26	V
	3536	-51.90	-13	-38.90	-71.86	-58.33	1.62	8.04	V
Highest	1432	-44.67	-13	-31.67	-57.13	-48.67	0.88	4.88	H
	2144	-54.03	-13	-41.03	-69.31	-57.18	1.18	4.33	H
	3576	-54.23	-13	-41.23	-74.15	-60.69	1.63	8.09	H
	1432	-47.41	-13	-34.41	-58.71	-51.41	0.88	4.88	V
	2144	-52.55	-13	-39.55	-68.79	-55.70	1.18	4.33	V
	3576	-54.07	-13	-41.07	-74.49	-60.53	1.63	8.09	V

Remark: Spurious emissions within 30-1000MHz were found more than 20dB below limit line.

LTE Band 12 / 3MHz / QPSK / RB Size 1 Offset 0									
Channel	Frequency (MHz)	EIRP (dBm)	Limit (dBm)	Over Limit (dB)	SPA Reading (dBm)	S.G. Power (dBm)	TX Cable loss (dB)	TX Antenna Gain (dBi)	Polarization (H/V)
Lowest	1400	-48.58	-13	-35.58	-61.03	-52.39	0.87	4.68	H
	2096	-53.30	-13	-40.30	-67.93	-56.32	1.16	4.19	H
	3496	-47.90	-13	-34.90	-67.27	-54.28	1.60	7.98	H
	1400	-48.06	-13	-35.06	-59.65	-51.87	0.87	4.68	V
	2096	-53.01	-13	-40.01	-68.16	-56.03	1.16	4.19	V
	3496	-52.60	-13	-39.60	-72.24	-58.98	1.60	7.98	V
Middle	1415	-47.64	-13	-34.64	-60.11	-51.54	0.87	4.77	H
	2122.5	-54.51	-13	-41.51	-69.52	-57.60	1.17	4.27	H
	2830	-55.56	-13	-42.56	-73.03	-59.83	1.39	5.66	H
	1415	-48.92	-13	-35.92	-60.52	-52.82	0.87	4.77	V
	2122.5	-52.15	-13	-39.15	-68.01	-55.24	1.17	4.27	V
	2830	-56.91	-13	-43.91	-74.56	-61.18	1.39	5.66	V
Highest	1424	-43.29	-13	-30.29	-55.77	-47.24	0.88	4.83	H
	2144	-54.07	-13	-41.07	-69.35	-57.22	1.18	4.33	H
	3568	-51.81	-13	-38.81	-71.62	-58.27	1.63	8.08	H
	1424	-45.19	-13	-32.19	-56.50	-49.14	0.88	4.83	V
	2144	-51.31	-13	-38.31	-67.57	-54.46	1.18	4.33	V
	3568	-53.23	-13	-40.23	-73.27	-59.69	1.63	8.08	V

Remark: Spurious emissions within 30-1000MHz were found more than 20dB below limit line.

LTE Band 12 / 5MHz / QPSK / RB Size 1 Offset 0									
Channel	Frequency (MHz)	EIRP (dBm)	Limit (dBm)	Over Limit (dB)	SPA Reading (dBm)	S.G. Power (dBm)	TX Cable loss (dB)	TX Antenna Gain (dBi)	Polarization (H/V)
Lowest	1400	-47.53	-13	-34.53	-60.01	-51.34	0.87	4.68	H
	2096	-53.18	-13	-40.18	-67.84	-56.20	1.16	4.19	H
	3496	-49.39	-13	-36.39	-68.87	-55.77	1.60	7.98	H
	1400	-46.65	-13	-33.65	-58.28	-50.46	0.87	4.68	V
	2096	-49.52	-13	-36.52	-64.69	-52.54	1.16	4.19	V
	3496	-52.25	-13	-39.25	-71.96	-58.63	1.60	7.98	V
Middle	1408	-46.96	-13	-33.96	-59.53	-50.82	0.87	4.73	H
	2120	-55.76	-13	-42.76	-70.77	-58.85	1.17	4.26	H
	3528	-53.81	-13	-40.81	-73.38	-60.23	1.61	8.03	H
	1408	-46.86	-13	-33.86	-58.53	-50.72	0.87	4.73	V
	2120	-51.52	-13	-38.52	-67.36	-54.61	1.17	4.26	V
	3528	-54.31	-13	-41.31	-74.40	-60.73	1.61	8.03	V
Highest	1424	-44.29	-13	-31.29	-56.72	-48.24	0.88	4.83	H
	2136	-55.17	-13	-42.17	-70.46	-58.30	1.18	4.31	H
	3560	-52.06	-13	-39.06	-71.97	-58.51	1.62	8.07	H
	1424	-47.17	-13	-34.17	-58.44	-51.12	0.88	4.83	V
	2136	-52.65	-13	-39.65	-68.87	-55.78	1.18	4.31	V
	3560	-51.84	-13	-38.84	-72.05	-58.29	1.62	8.07	V

Remark: Spurious emissions within 30-1000MHz were found more than 20dB below limit line.

LTE Band 12 / 10MHz / QPSK / RB Size 1 Offset 0									
Channel	Frequency (MHz)	EIRP (dBm)	Limit (dBm)	Over Limit (dB)	SPA Reading (dBm)	S.G. Power (dBm)	TX Cable loss (dB)	TX Antenna Gain (dBi)	Polarization (H/V)
Lowest	1400	-48.22	-13	-35.22	-60.70	-52.03	0.87	4.68	H
	2096	-52.92	-13	-39.92	-67.55	-55.94	1.16	4.19	H
	3496	-51.29	-13	-38.29	-70.53	-57.67	1.60	7.98	H
	1400	-47.54	-13	-34.54	-59.21	-51.35	0.87	4.68	V
	2096	-51.64	-13	-38.64	-66.98	-54.66	1.16	4.19	V
	3496	-52.05	-13	-39.05	-71.55	-58.43	1.60	7.98	V
Middle	1408	-43.92	-13	-30.92	-56.42	-47.78	0.87	4.73	H
	2112	-56.34	-13	-43.34	-71.15	-59.41	1.17	4.24	H
	3512	-54.33	-13	-41.33	-73.77	-60.74	1.61	8.01	H
	1408	-45.66	-13	-32.66	-57.27	-49.52	0.87	4.73	V
	2112	-55.12	-13	-42.12	-70.59	-58.19	1.17	4.24	V
	3520	-53.23	-13	-40.23	-72.93	-59.64	1.61	8.02	V
Highest	1416	-41.71	-13	-28.71	-54.17	-45.61	0.87	4.78	H
	2120	-54.42	-13	-41.42	-69.42	-57.51	1.17	4.26	H
	3536	-53.86	-13	-40.86	-73.52	-60.29	1.62	8.04	H
	1416	-46.92	-13	-33.92	-58.63	-50.82	0.87	4.78	V
	2120	-52.61	-13	-39.61	-68.45	-55.70	1.17	4.26	V
	3536	-54.14	-13	-41.14	-74.07	-60.57	1.62	8.04	V

Remark: Spurious emissions within 30-1000MHz were found more than 20dB below limit line.

LTE Band 13 / 5MHz / QPSK / RB Size 1 Offset 0									
Channel	Frequency (MHz)	ERP (dBm)	Limit (dBm)	Over Limit (dB)	SPA Reading (dBm)	S.G. Power (dBm)	TX Cable loss (dB)	TX Antenna Gain (dBi)	Polarization (H/V)
Lowest	1560	-54.61	-42.15	-12.46	-64.71	-56.65	0.94	5.13	H
	2336	-56.04	-13	-43.04	-69.35	-57.56	1.24	4.91	H
	3120	-58.62	-13	-45.62	-75.71	-61.31	1.49	6.33	H
	1560	-55.53	-42.15	-13.38	-63.62	-57.57	0.94	5.13	V
	2336	-57.48	-13	-44.48	-72.27	-59.00	1.24	4.91	V
	3120	-59.66	-13	-46.66	-75.56	-62.35	1.49	6.33	V
Middle	1560	-52.99	-42.15	-10.84	-63.04	-55.03	0.94	5.13	H
	2344	-55.47	-13	-42.47	-68.64	-57.01	1.24	4.93	H
	3120	-58.41	-13	-45.41	-75.40	-61.10	1.49	6.33	H
	1560	-54.44	-42.15	-12.29	-62.45	-56.48	0.94	5.13	V
	2344	-56.89	-13	-43.89	-71.75	-58.43	1.24	4.93	V
	3120	-59.62	-13	-46.62	-75.49	-62.31	1.49	6.33	V
Highest	1568	-52.70	-42.15	-10.55	-62.78	-54.72	0.94	5.11	H
	2352	-57.90	-13	-44.90	-70.96	-59.46	1.24	4.96	H
	3136	-58.48	-13	-45.48	-75.77	-61.24	1.49	6.40	H
	1568	-54.37	-42.15	-12.22	-62.44	-56.39	0.94	5.11	V
	2352	-58.36	-13	-45.36	-73.17	-59.92	1.24	4.96	V
	3136	-59.88	-13	-46.88	-75.80	-62.64	1.49	6.40	V

LTE Band 13 / 10MHz / QPSK / RB Size 1 Offset 0									
Channel	Frequency (MHz)	ERP (dBm)	Limit (dBm)	Over Limit (dB)	SPA Reading (dBm)	S.G. Power (dBm)	TX Cable loss (dB)	TX Antenna Gain (dBi)	Polarization (H/V)
Middle	1560	-53.96	-42.15	-11.81	-64.02	-56	0.94	5.13	H
	2336	-59.06	-13	-46.06	-72.34	-60.58	1.24	4.91	H
	3120	-58.42	-13	-45.42	-75.52	-61.11	1.49	6.33	H
	1560	-57.33	-42.15	-15.18	-65.42	-59.37	0.94	5.13	V
	2336	-58.60	-13	-45.60	-73.33	-60.12	1.24	4.91	V
	3120	-59.20	-13	-46.20	-75.04	-61.89	1.49	6.33	V

Remark: Spurious emissions within 30-1000MHz were found more than 20dB below limit line.

<for IC>

LTE Band 13 / 5MHz / QPSK / RB Size 1 Offset 0									
Channel	Frequency (MHz)	EIRP (dBm)	Limit (dBm)	Over Limit (dB)	SPA Reading (dBm)	S.G. Power (dBm)	TX Cable loss (dB)	TX Antenna Gain (dBi)	Polarization (H/V)
Lowest	1560	-52.46	-40	-12.46	-64.71	-56.65	0.94	5.13	H
	2336	-53.89	-13	-40.89	-69.35	-57.56	1.24	4.91	H
	3120	-56.47	-13	-43.47	-75.71	-61.31	1.49	6.33	H
	1560	-53.38	-40	-13.38	-63.62	-57.57	0.94	5.13	V
	2336	-55.33	-13	-42.33	-72.27	-59.00	1.24	4.91	V
	3120	-57.51	-13	-44.51	-75.56	-62.35	1.49	6.33	V
Middle	1560	-50.84	-40	-10.84	-63.04	-55.03	0.94	5.13	H
	2344	-53.32	-13	-40.32	-68.64	-57.01	1.24	4.93	H
	3120	-56.26	-13	-43.26	-75.40	-61.10	1.49	6.33	H
	1560	-52.29	-40	-12.29	-62.45	-56.48	0.94	5.13	V
	2344	-54.74	-13	-41.74	-71.75	-58.43	1.24	4.93	V
	3120	-57.47	-13	-44.47	-75.49	-62.31	1.49	6.33	V
Highest	1568	-50.55	-40	-10.55	-62.78	-54.72	0.94	5.11	H
	2352	-55.75	-13	-42.75	-70.96	-59.46	1.24	4.96	H
	3136	-56.33	-13	-43.33	-75.77	-61.24	1.49	6.40	H
	1568	-52.22	-40	-12.22	-62.44	-56.39	0.94	5.11	V
	2352	-56.21	-13	-43.21	-73.17	-59.92	1.24	4.96	V
	3136	-57.73	-13	-44.73	-75.80	-62.64	1.49	6.40	V

LTE Band 13 / 10MHz / QPSK / RB Size 1 Offset 0									
Channel	Frequency (MHz)	EIRP (dBm)	Limit (dBm)	Over Limit (dB)	SPA Reading (dBm)	S.G. Power (dBm)	TX Cable loss (dB)	TX Antenna Gain (dBi)	Polarization (H/V)
Middle	1560	-51.81	-40	-11.81	-64.02	-56.00	0.94	5.13	H
	2336	-56.91	-13	-43.91	-72.34	-60.58	1.24	4.91	H
	3120	-56.27	-13	-43.27	-75.52	-61.11	1.49	6.33	H
	1560	-55.18	-40	-15.18	-65.42	-59.37	0.94	5.13	V
	2336	-56.45	-13	-43.45	-73.33	-60.12	1.24	4.91	V
	3120	-57.05	-13	-44.05	-75.04	-61.89	1.49	6.33	V

Remark: Spurious emissions within 30-1000MHz were found more than 20dB below limit line.

LTE Band 17 / 5MHz / QPSK / RB Size 1 Offset 0									
Channel	Frequency (MHz)	ERP (dBm)	Limit (dBm)	Over Limit (dB)	SPA Reading (dBm)	S.G. Power (dBm)	TX Cable loss (dB)	TX Antenna Gain (dBi)	Polarization (H/V)
Lowest	1408	-48.81	-13	-35.81	-59.11	-50.52	0.87	4.73	H
	2112	-57.46	-13	-44.46	-70.10	-58.38	1.17	4.24	H
	3520	-55.23	-13	-42.23	-72.60	-59.49	1.61	8.02	H
	1408	-49.29	-13	-36.29	-58.79	-51.00	0.87	4.73	V
	2112	-55.94	-13	-42.94	-69.36	-56.86	1.17	4.24	V
	3520	-55.48	-13	-42.48	-72.90	-59.74	1.61	8.02	V
Middle	1416	-51.31	-13	-38.31	-61.64	-53.06	0.87	4.78	H
	2120	-57.57	-13	-44.57	-70.43	-58.51	1.17	4.26	H
	3536	-54.54	-13	-41.54	-72.14	-58.82	1.62	8.04	H
	1416	-49.00	-13	-36.00	-58.60	-50.75	0.87	4.78	V
	2120	-56.88	-13	-43.88	-70.62	-57.82	1.17	4.26	V
	3536	-55.72	-13	-42.72	-73.47	-60.00	1.62	8.04	V
Highest	1424	-47.34	-13	-34.34	-57.63	-49.14	0.88	4.83	H
	2136	-58.43	-13	-45.43	-71.54	-59.41	1.18	4.31	H
	3560	-55.99	-13	-42.99	-73.68	-60.29	1.62	8.07	H
	1424	-48.36	-13	-35.36	-57.48	-50.16	0.88	4.83	V
	2136	-54.60	-13	-41.60	-68.67	-55.58	1.18	4.31	V
	3560	-54.71	-13	-41.71	-72.78	-59.01	1.62	8.07	V

Remark: Spurious emissions within 30-1000MHz were found more than 20dB below limit line.

LTE Band 17 / 10MHz / QPSK / RB Size 1 Offset 0									
Channel	Frequency (MHz)	ERP (dBm)	Limit (dBm)	Over Limit (dB)	SPA Reading (dBm)	S.G. Power (dBm)	TX Cable loss (dB)	TX Antenna Gain (dBi)	Polarization (H/V)
Lowest	1408	-49.03	-13	-36.03	-59.38	-50.74	0.87	4.73	H
	2112	-58.90	-13	-45.90	-71.59	-59.82	1.17	4.24	H
	3520	-56.17	-13	-43.17	-73.52	-60.43	1.61	8.02	H
	1408	-48.83	-13	-35.83	-58.35	-50.54	0.87	4.73	V
	2112	-54.84	-13	-41.84	-68.17	-55.76	1.17	4.24	V
	3520	-56.85	-13	-43.85	-74.43	-61.11	1.61	8.02	V
Middle	1408	-48.34	-13	-35.34	-58.68	-50.05	0.87	4.73	H
	2120	-38.88	-13	-25.88	-51.81	-39.82	1.17	4.26	H
	2824	-44.12	-13	-31.12	-59.59	-46.24	1.39	5.66	H
	3528	-55.94	-13	-42.94	-73.43	-60.21	1.61	8.03	H
	1408	-50.16	-13	-37.16	-59.66	-51.87	0.87	4.73	V
	2120	-35.46	-13	-22.46	-49.15	-36.40	1.17	4.26	V
	2824	-45.10	-13	-32.10	-61.48	-47.22	1.39	5.66	V
	3528	-53.39	-13	-40.39	-71.06	-57.66	1.61	8.03	V
Highest	1416	-49.30	-13	-36.30	-59.53	-51.05	0.87	4.78	H
	2120	-58.84	-13	-45.84	-71.70	-59.78	1.17	4.26	H
	3536	-54.11	-13	-41.11	-71.58	-58.39	1.62	8.04	H
	1416	-50.48	-13	-37.48	-60.05	-52.23	0.87	4.78	V
	2120	-56.12	-13	-43.12	-69.87	-57.06	1.17	4.26	V
	3536	-56.66	-13	-43.66	-74.41	-60.94	1.62	8.04	V

Remark: Spurious emissions within 30-1000MHz were found more than 20dB below limit line.

<For IC>

LTE Band 17 / 5MHz / QPSK / RB Size 1 Offset 0									
Channel	Frequency (MHz)	EIRP (dBm)	Limit (dBm)	Over Limit (dB)	SPA Reading (dBm)	S.G. Power (dBm)	TX Cable loss (dB)	TX Antenna Gain (dBi)	Polarization (H/V)
Lowest	1408	-46.66	-13	-33.66	-59.11	-50.52	0.87	4.73	H
	2112	-55.31	-13	-42.31	-70.10	-58.38	1.17	4.24	H
	3520	-53.08	-13	-40.08	-72.60	-59.49	1.61	8.02	H
	1408	-47.14	-13	-34.14	-58.79	-51.00	0.87	4.73	V
	2112	-53.79	-13	-40.79	-69.36	-56.86	1.17	4.24	V
	3520	-53.33	-13	-40.33	-72.90	-59.74	1.61	8.02	V
Middle	1416	-49.16	-13	-36.16	-61.64	-53.06	0.87	4.78	H
	2120	-55.42	-13	-42.42	-70.43	-58.51	1.17	4.26	H
	3536	-52.39	-13	-39.39	-72.14	-58.82	1.62	8.04	H
	1416	-46.85	-13	-33.85	-58.60	-50.75	0.87	4.78	V
	2120	-54.73	-13	-41.73	-70.62	-57.82	1.17	4.26	V
	3536	-53.57	-13	-40.57	-73.47	-60.00	1.62	8.04	V
Highest	1424	-45.19	-13	-32.19	-57.63	-49.14	0.88	4.83	H
	2136	-56.28	-13	-43.28	-71.54	-59.41	1.18	4.31	H
	3560	-53.84	-13	-40.84	-73.68	-60.29	1.62	8.07	H
	1424	-46.21	-13	-33.21	-57.48	-50.16	0.88	4.83	V
	2136	-52.45	-13	-39.45	-68.67	-55.58	1.18	4.31	V
	3560	-52.56	-13	-39.56	-72.78	-59.01	1.62	8.07	V

Remark: Spurious emissions within 30-1000MHz were found more than 20dB below limit line.

LTE Band 17 / 10MHz / QPSK / RB Size 1 Offset 0									
Channel	Frequency (MHz)	EIRP (dBm)	Limit (dBm)	Over Limit (dB)	SPA Reading (dBm)	S.G. Power (dBm)	TX Cable loss (dB)	TX Antenna Gain (dBi)	Polarization (H/V)
Lowest	1408	-46.88	-13	-33.88	-59.38	-50.74	0.87	4.73	H
	2112	-56.75	-13	-43.75	-71.59	-59.82	1.17	4.24	H
	3520	-54.02	-13	-41.02	-73.52	-60.43	1.61	8.02	H
	1408	-46.68	-13	-33.68	-58.35	-50.54	0.87	4.73	V
	2112	-52.69	-13	-39.69	-68.17	-55.76	1.17	4.24	V
	3520	-54.70	-13	-41.70	-74.43	-61.11	1.61	8.02	V
Middle	1408	-46.19	-13	-33.19	-58.68	-50.05	0.87	4.73	H
	2120	-36.73	-13	-23.73	-51.81	-39.82	1.17	4.26	H
	2824	-41.97	-13	-28.97	-59.59	-46.24	1.39	5.66	H
	3528	-53.79	-13	-40.79	-73.43	-60.21	1.61	8.03	H
	1408	-48.01	-13	-35.01	-59.66	-51.87	0.87	4.73	V
	2120	-33.31	-13	-20.31	-49.15	-36.40	1.17	4.26	V
	2824	-42.95	-13	-29.95	-61.48	-47.22	1.39	5.66	V
	3528	-51.24	-13	-38.24	-71.06	-57.66	1.61	8.03	V
Highest	1416	-47.15	-13	-34.15	-59.53	-51.05	0.87	4.78	H
	2120	-56.69	-13	-43.69	-71.70	-59.78	1.17	4.26	H
	3536	-51.96	-13	-38.96	-71.58	-58.39	1.62	8.04	H
	1416	-48.33	-13	-35.33	-60.05	-52.23	0.87	4.78	V
	2120	-53.97	-13	-40.97	-69.87	-57.06	1.17	4.26	V
	3536	-54.51	-13	-41.51	-74.41	-60.94	1.62	8.04	V

Remark: Spurious emissions within 30-1000MHz were found more than 20dB below limit line.