## #01_GSM850_GPRS (4 Tx slots)_Left Cheek_Ch251

Communication System: GSM850 ; Frequency: 848.8 MHz;Duty Cycle: 1:2.08
Medium: HSL_850_151121 Medium parameters used: f = 849 MHz; $\sigma$ = 0.902 S/m; $\varepsilon_r$ = 40.633; $\rho$ = 1000 kg/m$^3$
Ambient Temperature：23.5 ℃； Liquid Temperature：22.5 ℃

DASY5 Configuration:
- Probe: ES3DV3 - SN3270; ConvF(6.32, 6.32, 6.32); Calibrated: 2015/9/28;
- Sensor-Surface: 2mm (Mechanical Surface Detection)
- Electronics: DAE4 Sn778; Calibrated: 2015/8/25
- Phantom: SAM-Left; Type: QD 000 P40 C; Serial: TP-1478
- Measurement SW: DASY52, Version 52.8 (8);SEMCAD X Version 14.6.10 (7331)

**Configuration/Ch251/Area Scan (61x111x1):** Interpolated grid: dx=1.500 mm, dy=1.500 mm
Maximum value of SAR (interpolated) = 0.562 W/kg

**Configuration/Ch251/Zoom Scan (5x5x7)/Cube 0:** Measurement grid: dx=8mm, dy=8mm, dz=5mm
Reference Value = 26.37 V/m; Power Drift = 0.03 dB
Peak SAR (extrapolated) = 0.631 W/kg
**SAR(1 g) = 0.460 W/kg; SAR(10 g) = 0.346 W/kg**
Maximum value of SAR (measured) = 0.551 W/kg




0 dB = 0.551 W/kg = -2.59 dBW/kg

## #02_GSM1900_GPRS (4 Tx slots)_Left Cheek_Ch810

Communication System: PCS; Frequency: 1909.8 MHz;Duty Cycle: 1:2.08
Medium: HSL_1900_151123 Medium parameters used: f = 1910 MHz; $\sigma$ = 1.432 S/m; $\varepsilon_r$ = 38.538; $\rho$ = 1000 kg/m$^3$
Ambient Temperature：23.3 ℃； Liquid Temperature：22.3 ℃

DASY5 Configuration:
- Probe: ES3DV3 - SN3270; ConvF(5.12, 5.12, 5.12); Calibrated: 2015/9/28;
- Sensor-Surface: 2mm (Mechanical Surface Detection)
- Electronics: DAE4 Sn778; Calibrated: 2015/8/25
- Phantom: SAM-Left; Type: QD 000 P40 C; Serial: TP-1478
- Measurement SW: DASY52, Version 52.8 (8);SEMCAD X Version 14.6.10 (7331)

**Configuration/Ch810/Area Scan (61x111x1):** Interpolated grid: dx=1.500 mm, dy=1.500 mm
Maximum value of SAR (interpolated) = 0.327 W/kg

**Configuration/Ch810/Zoom Scan (5x5x7)/Cube 0:** Measurement grid: dx=8mm, dy=8mm, dz=5mm
Reference Value = 11.90 V/m; Power Drift = 0.13 dB
Peak SAR (extrapolated) = 0.364 W/kg
**SAR(1 g) = 0.228 W/kg; SAR(10 g) = 0.138 W/kg**
Maximum value of SAR (measured) = 0.273 W/kg




0 dB = 0.273 W/kg = -5.64 dBW/kg

## #03_WCDMA II_RMC 12.2Kbps_Left Cheek_Ch9538

Communication System: WCDMA ; Frequency: 1907.6 MHz;Duty Cycle: 1:1
Medium: HSL_1900_151128 Medium parameters used: f = 1908 MHz; $\sigma$ = 1.422 S/m; $\varepsilon_r$ = 40.625; $\rho$ = 1000 kg/m$^3$
Ambient Temperature：23.4 ℃; Liquid Temperature：22.4 ℃

DASY5 Configuration:
- Probe: EX3DV4 - SN3931; ConvF(8.31, 8.31, 8.31); Calibrated: 2015/10/1;
- Sensor-Surface: 1.4mm (Mechanical Surface Detection)
- Electronics: DAE3 Sn577; Calibrated: 2015/9/24
- Phantom: SAM-Right; Type: SAM; Serial: 1795
- Measurement SW: DASY52, Version 52.8 (8);SEMCAD X Version 14.6.10 (7331)

**Configuration/Ch9538/Area Scan (61x111x1):** Interpolated grid: dx=1.500 mm, dy=1.500 mm
Maximum value of SAR (interpolated) = 0.443 W/kg

**Configuration/Ch9538/Zoom Scan (5x5x7)/Cube 0:** Measurement grid: dx=8mm, dy=8mm, dz=5mm
Reference Value = 1.032 V/m; Power Drift = 0.09 dB
Peak SAR (extrapolated) = 0.515 W/kg
**SAR(1 g) = 0.320 W/kg; SAR(10 g) = 0.199 W/kg**
Maximum value of SAR (measured) = 0.445 W/kg




0 dB = 0.445 W/kg = -3.52 dBW/kg

## #04_WCDMA IV_RMC 12.2Kbps_Right Cheek_Ch1513

Communication System: WCDMA; Frequency: 1752.6 MHz;Duty Cycle: 1:1
Medium: HSL_1750_151201 Medium parameters used: f = 1753 MHz; $\sigma$ = 1.365 S/m; $\varepsilon_r$ = 40.876; $\rho$ = 1000 kg/m$^3$
Ambient Temperature：23.2 ℃； Liquid Temperature：22.2 ℃

DASY5 Configuration:
- Probe: EX3DV4 - SN3931; ConvF(8.58, 8.58, 8.58); Calibrated: 2015/10/1;
- Sensor-Surface: 1.4mm (Mechanical Surface Detection)
- Electronics: DAE3 Sn577; Calibrated: 2015/9/24
- Phantom: SAM_Left; Type: QD000P40CD; Serial: TP:1644
- Measurement SW: DASY52, Version 52.8 (8);SEMCAD X Version 14.6.10 (7331)

**Configuration/Ch1513/Area Scan (71x121x1):** Interpolated grid: dx=1.500 mm, dy=1.500 mm
Maximum value of SAR (interpolated) = 0.389 W/kg

**Configuration/Ch1513/Zoom Scan (5x5x7)/Cube 0:** Measurement grid: dx=8mm, dy=8mm, dz=5mm
Reference Value = 15.15 V/m; Power Drift = -0.02 dB
Peak SAR (extrapolated) = 0.443 W/kg
**SAR(1 g) = 0.302 W/kg; SAR(10 g) = 0.201 W/kg**
Maximum value of SAR (measured) = 0.395 W/kg




0 dB = 0.395 W/kg = -4.03 dBW/kg

## #05_WCDMA V_RMC 12.2Kbps_Left Cheek_Ch4233

Communication System: WCDMA ; Frequency: 846.6 MHz;Duty Cycle: 1:1
Medium: HSL_850_151121 Medium parameters used: f = 847 MHz; $\sigma$ = 0.9 S/m; $\varepsilon_r$ = 40.655; $\rho$ = 1000 kg/m$^3$
Ambient Temperature：23.5 ℃； Liquid Temperature：22.5 ℃

DASY5 Configuration:
- Probe: ES3DV3 - SN3270; ConvF(6.32, 6.32, 6.32); Calibrated: 2015/9/28;
- Sensor-Surface: 2mm (Mechanical Surface Detection)
- Electronics: DAE4 Sn778; Calibrated: 2015/8/25
- Phantom: SAM-Left; Type: QD 000 P40 C; Serial: TP-1478
- Measurement SW: DASY52, Version 52.8 (8);SEMCAD X Version 14.6.10 (7331)

**Configuration/Ch4233/Area Scan (61x111x1):** Interpolated grid: dx=1.500 mm, dy=1.500 mm
Maximum value of SAR (interpolated) = 0.426 W/kg

**Configuration/Ch4233/Zoom Scan (5x5x7)/Cube 0:** Measurement grid: dx=8mm, dy=8mm, dz=5mm
Reference Value = 22.51 V/m; Power Drift = 0.15 dB
Peak SAR (extrapolated) = 0.609 W/kg
**SAR(1 g) = 0.434 W/kg; SAR(10 g) = 0.329 W/kg**
Maximum value of SAR (measured) = 0.518 W/kg




0 dB = 0.518 W/kg = -2.86 dBW/kg

## #06_LTE Band 2_20M_QPSK_1_0_Right Cheek_Ch18900

Communication System: LTE; Frequency: 1880 MHz;Duty Cycle: 1:1
Medium: HSL_1900_151202 Medium parameters used: f = 1880 MHz; $\sigma$ = 1.436 S/m; $\varepsilon_r$ = 40.006; $\rho$ = 1000 kg/m$^3$
Ambient Temperature：23.0 ℃； Liquid Temperature：22.0 ℃

DASY5 Configuration:
- Probe: EX3DV4 - SN3931; ConvF(8.31, 8.31, 8.31); Calibrated: 2015/10/1;
- Sensor-Surface: 1.4mm (Mechanical Surface Detection)
- Electronics: DAE3 Sn577; Calibrated: 2015/9/24
- Phantom: SAM_Left; Type: QD000P40CD; Serial: TP:1644
- Measurement SW: DASY52, Version 52.8 (8);SEMCAD X Version 14.6.10 (7331)

**Configuration/Ch18900/Area Scan (71x121x1):** Interpolated grid: dx=1.500 mm, dy=1.500 mm
Maximum value of SAR (interpolated) = 0.384 W/kg

**Configuration/Ch18900/Zoom Scan (6x6x7)/Cube 0:** Measurement grid: dx=8mm, dy=8mm, dz=5mm
Reference Value = 15.49 V/m; Power Drift = -0.03 dB
Peak SAR (extrapolated) = 0.442 W/kg
**SAR(1 g) = 0.294 W/kg; SAR(10 g) = 0.192 W/kg**
Maximum value of SAR (measured) = 0.384 W/kg




0 dB = 0.384 W/kg = -4.16 dBW/kg

## #07_LTE Band 4_20M_QPSK_1_0_Right Cheek_Ch20175

Communication System: LTE; Frequency: 1732.5 MHz;Duty Cycle: 1:1
Medium: HSL_1750_151201 Medium parameters used: f = 1732.5 MHz; $\sigma$ = 1.345 S/m; $\varepsilon_r$ = 40.94; $\rho$ = 1000 kg/m$^3$
Ambient Temperature：23.2 ℃； Liquid Temperature：22.2 ℃

DASY5 Configuration:
- Probe: EX3DV4 - SN3931; ConvF(8.58, 8.58, 8.58); Calibrated: 2015/10/1;
- Sensor-Surface: 1.4mm (Mechanical Surface Detection)
- Electronics: DAE3 Sn577; Calibrated: 2015/9/24
- Phantom: SAM_Left; Type: QD000P40CD; Serial: TP:1644
- Measurement SW: DASY52, Version 52.8 (8);SEMCAD X Version 14.6.10 (7331)

**Configuration/Ch20175/Area Scan (71x121x1):** Interpolated grid: dx=1.500 mm, dy=1.500 mm
Maximum value of SAR (interpolated) = 0.348 W/kg

**Configuration/Ch20175/Zoom Scan (5x5x7)/Cube 0:** Measurement grid: dx=8mm, dy=8mm, dz=5mm
Reference Value = 16.72 V/m; Power Drift = 0.14 dB
Peak SAR (extrapolated) = 0.393 W/kg
**SAR(1 g) = 0.274 W/kg; SAR(10 g) = 0.186 W/kg**
Maximum value of SAR (measured) = 0.351 W/kg

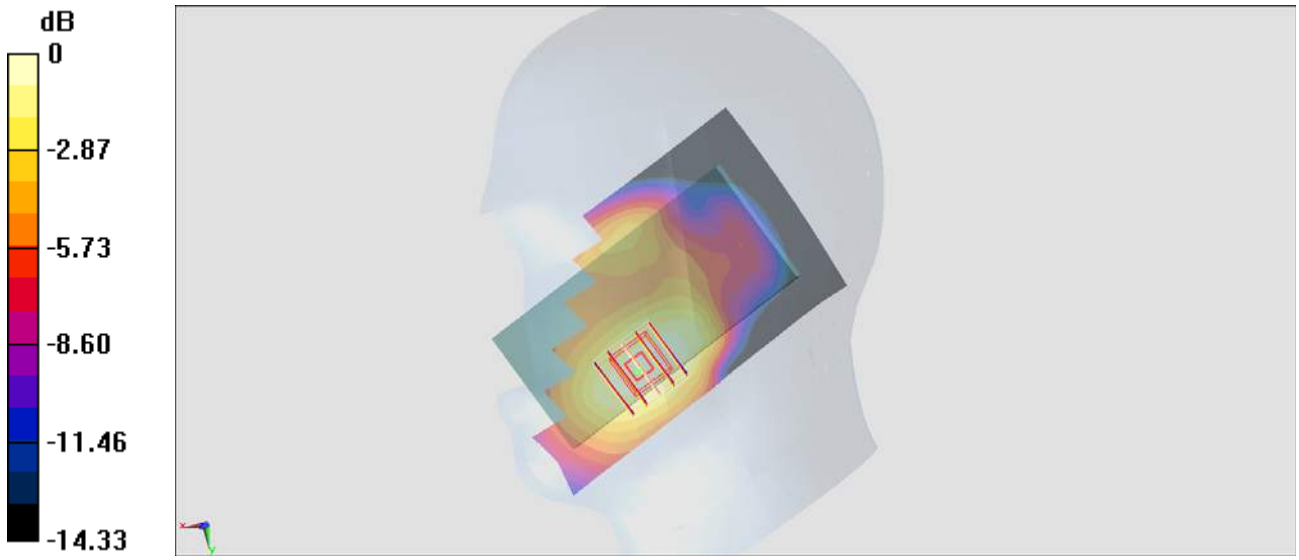


0 dB = 0.351 W/kg = -4.55 dBW/kg

## #08_LTE Band 5_10M_QPSK_1_0_Left Cheek_Ch20525

Communication System: LTE; Frequency: 836.5 MHz;Duty Cycle: 1:1
Medium: HSL_850_151121 Medium parameters used : f = 836.5 MHz; $\sigma$ = 0.89 S/m; $\varepsilon_r$ = 40.778; $\rho$ = 1000 kg/m$^3$
Ambient Temperature：23.5 ℃； Liquid Temperature：22.5 ℃

DASY5 Configuration:
- Probe: ES3DV3 - SN3270; ConvF(6.32, 6.32, 6.32); Calibrated: 2015/9/28;
- Sensor-Surface: 2mm (Mechanical Surface Detection)
- Electronics: DAE4 Sn778; Calibrated: 2015/8/25
- Phantom: SAM-Left; Type: QD 000 P40 C; Serial: TP-1478
- Measurement SW: DASY52, Version 52.8 (8);SEMCAD X Version 14.6.10 (7331)

**Configuration/Ch20525/Area Scan (61x111x1):** Interpolated grid: dx=1.500 mm, dy=1.500 mm
Maximum value of SAR (interpolated) = 0.511 W/kg

**Configuration/Ch20525/Zoom Scan (5x5x7)/Cube 0:** Measurement grid: dx=8mm, dy=8mm, dz=5mm
Reference Value = 25.97 V/m; Power Drift = -0.07 dB
Peak SAR (extrapolated) = 0.583 W/kg
**SAR(1 g) = 0.435 W/kg; SAR(10 g) = 0.337 W/kg**
Maximum value of SAR (measured) = 0.513 W/kg




0 dB = 0.513 W/kg = -2.90 dBW/kg

## #09_LTE Band 7_20M_QPSK_1_0_Left Cheek_Ch21350

Communication System: LTE; Frequency: 2560 MHz;Duty Cycle: 1:1
Medium: HSL_2600_160113 Medium parameters used: f = 2560 MHz; $\sigma$ = 1.907 S/m; $\varepsilon_r$ = 40.595; $\rho$ = 1000 kg/m$^3$
Ambient Temperature：23.8 ℃； Liquid Temperature：22.8 ℃

DASY5 Configuration
- Probe: EX3DV4 - SN3925; ConvF(7.17, 7.17, 7.17); Calibrated: 2015/5/27;
- Sensor-Surface: 1.4mm (Mechanical Surface Detection)
- Electronics: DAE3 Sn495; Calibrated: 2015/5/22
- Phantom: SAM_Right; Type: QD000P40CD; Serial: S/N:1801
- Measurement SW: DASY52, Version 52.8 (8); SEMCAD X Version 14.6.10 (7331)

**Configuration/Ch21350/Area Scan (81x141x1):** Interpolated grid: dx=1.200 mm, dy=1.200 mm
Maximum value of SAR (interpolated) = 0.645 W/kg

**Configuration/Ch21350/Zoom Scan (7x7x7)/Cube 0:** Measurement grid: dx=5mm, dy=5mm, dz=5mm
Reference Value = 15.74 V/m; Power Drift = 0.12 dB
Peak SAR (extrapolated) = 0.777 W/kg
**SAR(1 g) = 0.408 W/kg; SAR(10 g) = 0.201 W/kg**
Maximum value of SAR (measured) = 0.622 W/kg




0 dB = 0.622 W/kg = -2.06 dBW/kg

## #10_LTE Band 12_10M_QPSK_1_0_Left Cheek_Ch23095

Communication System: LTE ; Frequency: 707.5 MHz;Duty Cycle: 1:1
Medium: HSL_750_151122 Medium parameters used : f = 707.5 MHz; $\sigma$ = 0.866 S/m; $\varepsilon_r$ = 42.123; $\rho$ = 1000 kg/m$^3$
Ambient Temperature：23.5 ℃; Liquid Temperature：22.5 ℃

DASY5 Configuration:
- Probe: ES3DV3 - SN3270; ConvF(6.5, 6.5, 6.5); Calibrated: 2015/9/28;
- Sensor-Surface: 2mm (Mechanical Surface Detection)
- Electronics: DAE4 Sn778; Calibrated: 2015/8/25
- Phantom: SAM-Left; Type: QD 000 P40 C; Serial: TP-1478
- Measurement SW: DASY52, Version 52.8 (8);SEMCAD X Version 14.6.10 (7331)

**Configuration/Ch23095/Area Scan (61x111x1):** Interpolated grid: dx=1.500 mm, dy=1.500 mm
Maximum value of SAR (interpolated) = 0.155 W/kg

**Configuration/Ch23095/Zoom Scan (5x5x7)/Cube 0:** Measurement grid: dx=8mm, dy=8mm, dz=5mm
Reference Value = 14.15 V/m; Power Drift = 0.07 dB
Peak SAR (extrapolated) = 0.184 W/kg
**SAR(1 g) = 0.135 W/kg; SAR(10 g) = 0.107 W/kg**
Maximum value of SAR (measured) = 0.157 W/kg




0 dB = 0.157 W/kg = -8.04 dBW/kg

## #11_LTE Band 13_10M_QPSK_1_0_Left Cheek_Ch23230

Communication System: LTE ; Frequency: 782 MHz;Duty Cycle: 1:1
Medium: HSL_750_151122 Medium parameters used: f = 782 MHz; $\sigma$ = 0.934 S/m; $\varepsilon_r$ = 41.117; $\rho$ = 1000 kg/m$^3$
Ambient Temperature：23.5 ℃; Liquid Temperature：22.5 ℃

DASY5 Configuration:
- Probe: ES3DV3 - SN3270; ConvF(6.5, 6.5, 6.5); Calibrated: 2015/9/28;
- Sensor-Surface: 2mm (Mechanical Surface Detection)
- Electronics: DAE4 Sn778; Calibrated: 2015/8/25
- Phantom: SAM-Left; Type: QD 000 P40 C; Serial: TP-1478
- Measurement SW: DASY52, Version 52.8 (8);SEMCAD X Version 14.6.10 (7331)

**Configuration/Ch23230/Area Scan (61x111x1):** Interpolated grid: dx=1.500 mm, dy=1.500 mm
Maximum value of SAR (interpolated) = 0.368 W/kg

**Configuration/Ch23230/Zoom Scan (5x5x7)/Cube 0:** Measurement grid: dx=8mm, dy=8mm, dz=5mm
Reference Value = 21.06 V/m; Power Drift = 0.03 dB
Peak SAR (extrapolated) = 0.438 W/kg
**SAR(1 g) = 0.316 W/kg; SAR(10 g) = 0.246 W/kg**
Maximum value of SAR (measured) = 0.378 W/kg




0 dB = 0.378 W/kg = -4.23 dBW/kg

## #12_WLAN2.4GHz_802.11b 1Mbps_Left Cheek_Ch11

Communication System: 802.11b ; Frequency: 2462 MHz;Duty Cycle: 1:1
Medium: HSL_2450_151128 Medium parameters used: f = 2462 MHz; $\sigma$ = 1.74 S/m; $\varepsilon_r$ = 38.544; $\rho$ = 1000 kg/m$^3$
Ambient Temperature：23.5 ℃; Liquid Temperature：22.5 ℃

DASY5 Configuration:
- Probe: EX3DV4 - SN3931; ConvF(7.51, 7.51, 7.51); Calibrated: 2015/10/1;
- Sensor-Surface: 1.4mm (Mechanical Surface Detection)
- Electronics: DAE3 Sn577; Calibrated: 2015/9/24
- Phantom: SAM_Left; Type: QD000P40CD; Serial: TP:1644
- Measurement SW: DASY52, Version 52.8 (8);SEMCAD X Version 14.6.10 (7331)

**Configuration/Ch11/Area Scan (71x141x1):** Interpolated grid: dx=1.200 mm, dy=1.200 mm
Maximum value of SAR (interpolated) = 0.469 W/kg

**Configuration/Ch11/Zoom Scan (7x7x7)/Cube 0:** Measurement grid: dx=5mm, dy=5mm, dz=5mm
Reference Value = 8.804 V/m; Power Drift = 0.16 dB
Peak SAR (extrapolated) = 0.837 W/kg
**SAR(1 g) = 0.329 W/kg; SAR(10 g) = 0.128 W/kg**
Maximum value of SAR (measured) = 0.585 W/kg




0 dB = 0.585 W/kg = -2.33 dBW/kg

# #13_WLAN5GHz_802.11a 6Mbps_Left Cheek_Ch56

Communication System: 802.11a; Frequency: 5280 MHz;Duty Cycle: 1:1.029
Medium: HSL_5G_151122 Medium parameters used: f = 5280 MHz; $\sigma$ = 4.573 S/m; $\varepsilon_r$ = 36.37; $\rho$ = 1000 kg/m$^3$
Ambient Temperature：23.6 ℃; Liquid Temperature：22.6 ℃

DASY5 Configuration:
- Probe: EX3DV4 - SN3931; ConvF(5.13, 5.13, 5.13); Calibrated: 2015/10/1;
- Sensor-Surface: 1.4mm (Mechanical Surface Detection)
- Electronics: DAE3 Sn577; Calibrated: 2015/9/24
- Phantom: SAM-Right; Type: SAM; Serial: 1795
- Measurement SW: DASY52, Version 52.8 (8);SEMCAD X Version 14.6.10 (7331)

**Configuration/Ch56/Area Scan (101x181x1):** Interpolated grid: dx=1.000 mm, dy=1.000 mm
Maximum value of SAR (interpolated) = 0.723 W/kg

**Configuration/Ch56/Zoom Scan (9x10x7)/Cube 0:** Measurement grid: dx=4mm, dy=4mm, dz=1.4mm
Reference Value = 12.52 V/m; Power Drift = 0.01 dB
Peak SAR (extrapolated) = 1.59 W/kg
**SAR(1 g) = 0.408 W/kg; SAR(10 g) = 0.107 W/kg**
Maximum value of SAR (measured) = 1.03 W/kg




0 dB = 1.03 W/kg = 0.13 dBW/kg

## #14_WLAN5GHz_802.11a 6Mbps_Left Cheek_Ch132

Communication System: 802.11a ; Frequency: 5660 MHz;Duty Cycle: 1:1.029
Medium: HSL_5G_151128 Medium parameters used: f = 5660 MHz; $\sigma$ = 5.054 S/m; $\varepsilon_r$ = 35.907; $\rho$ = 1000 kg/m$^3$
Ambient Temperature：23.4 ℃; Liquid Temperature：22.4 ℃

DASY5 Configuration:
- Probe: EX3DV4 - SN3931; ConvF(4.42, 4.42, 4.42); Calibrated: 2015/10/1;
- Sensor-Surface: 1.4mm (Mechanical Surface Detection)
- Electronics: DAE3 Sn577; Calibrated: 2015/9/24
- Phantom: SAM-Right; Type: SAM; Serial: 1795
- Measurement SW: DASY52, Version 52.8 (8);SEMCAD X Version 14.6.10 (7331)

**Configuration/Ch132/Area Scan (101x181x1):** Interpolated grid: dx=1.000 mm, dy=1.000 mm
Maximum value of SAR (interpolated) = 1.16 W/kg

**Configuration/Ch132/Zoom Scan (9x9x7)/Cube 0:** Measurement grid: dx=4mm, dy=4mm, dz=1.4mm
Reference Value = 6.002 V/m; Power Drift = 0.10 dB
Peak SAR (extrapolated) = 2.46 W/kg
**SAR(1 g) = 0.514 W/kg; SAR(10 g) = 0.155 W/kg**
Maximum value of SAR (measured) = 1.35 W/kg




0 dB = 1.35 W/kg = 1.30 dBW/kg

# #15_WLAN5GHz_802.11a 6Mbps_Left Cheek_Ch157

Communication System: 802.11a ; Frequency: 5785 MHz;Duty Cycle: 1:1.029
Medium: HSL_5G_151122 Medium parameters used: f = 5785 MHz; $\sigma$ = 5.056 S/m; $\varepsilon_r$ = 35.769; $\rho$ = 1000 kg/m$^3$
Ambient Temperature：23.6 ℃; Liquid Temperature：22.6 ℃

DASY5 Configuration:
- Probe: EX3DV4 - SN3931; ConvF(4.58, 4.58, 4.58); Calibrated: 2015/10/1;
- Sensor-Surface: 1.4mm (Mechanical Surface Detection)
- Electronics: DAE3 Sn577; Calibrated: 2015/9/24
- Phantom: SAM-Right..Type:.SAM..Serial:.1795
- Measurement SW: DASY52, Version 52.8 (8);SEMCAD X Version 14.6.10 (7331)

**Configuration/Ch157/Area Scan (101x181x1):** Interpolated grid: dx=1.000 mm, dy=1.000 mm
Maximum value of SAR (interpolated) = 0.942 W/kg

**Configuration/Ch157/Zoom Scan (9x9x7)/Cube 0:** Measurement grid: dx=4mm, dy=4mm, dz=1.4mm
Reference Value = 5.860 V/m; Power Drift = 0.15 dB
Peak SAR (extrapolated) = 2.25 W/kg
**SAR(1 g) = 0.490 W/kg; SAR(10 g) = 0.147 W/kg**
Maximum value of SAR (measured) = 1.28 W/kg




0 dB = 1.28 W/kg = 1.07 dBW/kg

# #16_GSM850_GPRS (4 Tx slots)_Back_10mm_Ch251

Communication System: GSM850 ; Frequency: 848.8 MHz;Duty Cycle: 1:2.08
Medium: MSL_850_151118 Medium parameters used: f = 849 MHz; $\sigma$ = 0.999 S/m; $\varepsilon_r$ = 56.425; $\rho$ = 1000 kg/m$^3$
Ambient Temperature：23.7 ℃; Liquid Temperature：22.7 ℃

DASY5 Configuration:
- Probe: ES3DV3 - SN3270; ConvF(6.24, 6.24, 6.24); Calibrated: 2015/9/28;
- Sensor-Surface: 2mm (Mechanical Surface Detection)
- Electronics: DAE4 Sn778; Calibrated: 2015/8/25
- Phantom: SAM-Right; Type: SAM; Serial: 1795
- Measurement SW: DASY52, Version 52.8 (8);SEMCAD X Version 14.6.10 (7331)

**Configuration/Ch251/Area Scan (61x111x1):** Interpolated grid: dx=1.500 mm, dy=1.500 mm
Maximum value of SAR (interpolated) = 0.821 W/kg

**Configuration/Ch251/Zoom Scan (6x5x7)/Cube 0:** Measurement grid: dx=8mm, dy=8mm, dz=5mm
Reference Value = 30.96 V/m; Power Drift = -0.14 dB
Peak SAR (extrapolated) = 0.960 W/kg
**SAR(1 g) = 0.689 W/kg; SAR(10 g) = 0.525 W/kg**
Maximum value of SAR (measured) = 0.816 W/kg

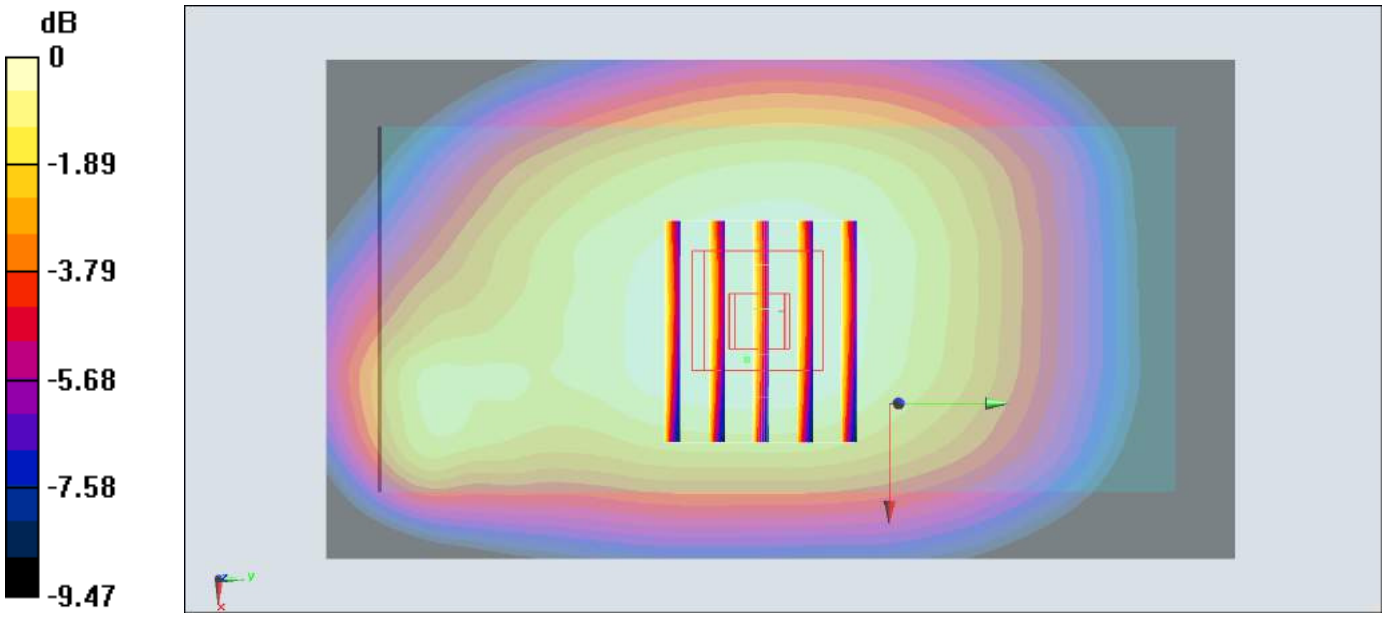


0 dB = 0.816 W/kg = -0.88 dBW/kg

# #17_GSM1900_GPRS (4 Tx slots)_Back_10mm_Ch810

Communication System: PCS; Frequency: 1909.8 MHz;Duty Cycle: 1:2.08
Medium: MSL_1900_151117 Medium parameters used: f = 1910 MHz; $\sigma$ = 1.565 S/m; $\varepsilon_r$ = 51.517; $\rho$ = 1000 kg/m$^3$
Ambient Temperature：23.7 ℃; Liquid Temperature：22.7 ℃

DASY5 Configuration:
- Probe: ES3DV3 - SN3270; ConvF(4.78, 4.78, 4.78); Calibrated: 2015/9/28;
- Sensor-Surface: 2mm (Mechanical Surface Detection)
- Electronics: DAE4 Sn778; Calibrated: 2015/8/25
- Phantom: SAM_Left; Type: QD000P40CD; Serial: TP:1644
- Measurement SW: DASY52, Version 52.8 (8);SEMCAD X Version 14.6.10 (7331)

**Configuration/Ch810/Area Scan (61x111x1):** Interpolated grid: dx=1.500 mm, dy=1.500 mm
Maximum value of SAR (interpolated) = 1.21 W/kg

**Configuration/Ch810/Zoom Scan (5x5x7)/Cube 0:** Measurement grid: dx=8mm, dy=8mm, dz=5mm
Reference Value = 19.69 V/m; Power Drift = -0.12 dB
Peak SAR (extrapolated) = 1.50 W/kg
**SAR(1 g) = 0.807 W/kg; SAR(10 g) = 0.436 W/kg**
Maximum value of SAR (measured) = 1.12 W/kg

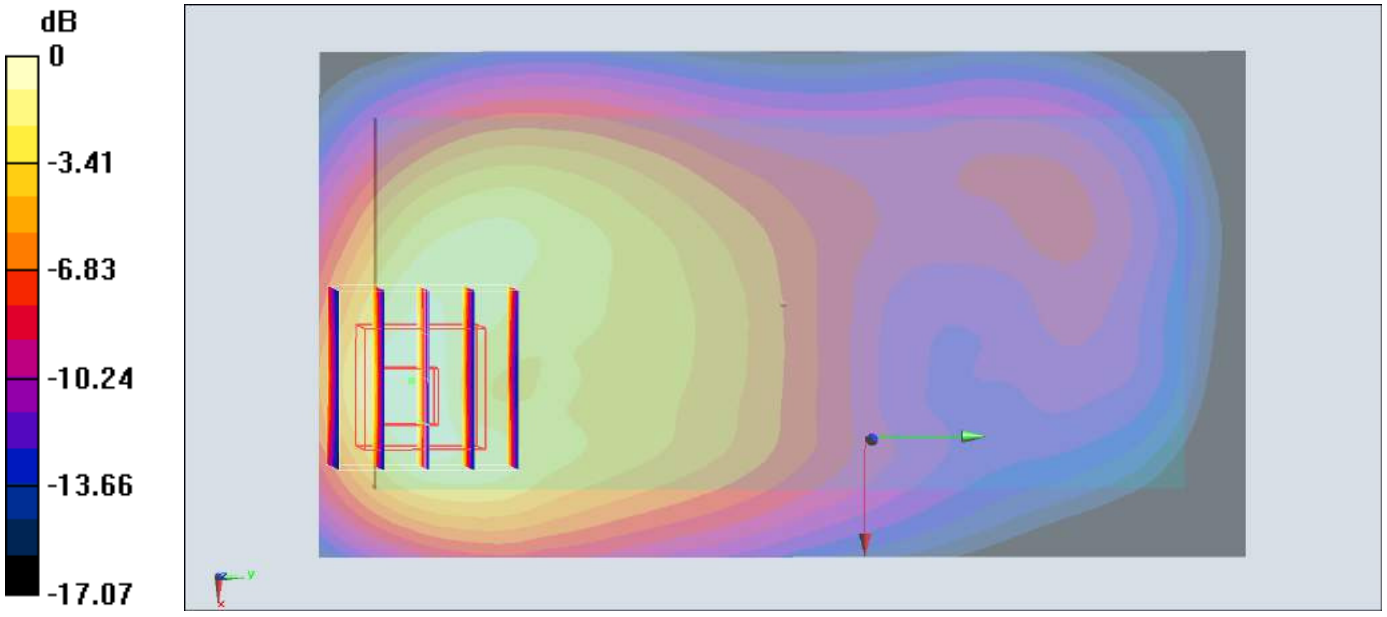


0 dB = 1.12 W/kg = 0.49 dBW/kg

# #18_WCDMA II_RMC 12.2Kbps_Back_10mm_Ch9262

Communication System: WCDMA ; Frequency: 1852.4 MHz;Duty Cycle: 1:1
Medium: MSL_1900_151126 Medium parameters used : f = 1852.4 MHz; $\sigma$ = 1.495 S/m; $\varepsilon_r$ = 55.484; $\rho$ = 1000 kg/m$^3$
Ambient Temperature：23.1 ℃; Liquid Temperature：22.1 ℃

DASY5 Configuration:
- Probe: EX3DV4 - SN3697; ConvF(7.17, 7.17, 7.17); Calibrated: 2015/9/28;
- Sensor-Surface: 1.4mm (Mechanical Surface Detection)
- Electronics: DAE4 Sn1388; Calibrated: 2015/9/25
- Phantom: SAM-Right; Type: SAM; Serial: 1795
- Measurement SW: DASY52, Version 52.8 (8);SEMCAD X Version 14.6.10 (7331)

**Configuration/Ch9262/Area Scan (61x111x1):** Interpolated grid: dx=1.500 mm, dy=1.500 mm
Maximum value of SAR (interpolated) = 1.39 W/kg

**Configuration/Ch9262/Zoom Scan (5x5x7)/Cube 0:** Measurement grid: dx=8mm, dy=8mm, dz=5mm
Reference Value = 22.99 V/m; Power Drift = 0.10 dB
Peak SAR (extrapolated) = 1.55 W/kg
**SAR(1 g) = 0.930 W/kg; SAR(10 g) = 0.517 W/kg**
Maximum value of SAR (measured) = 1.32 W/kg

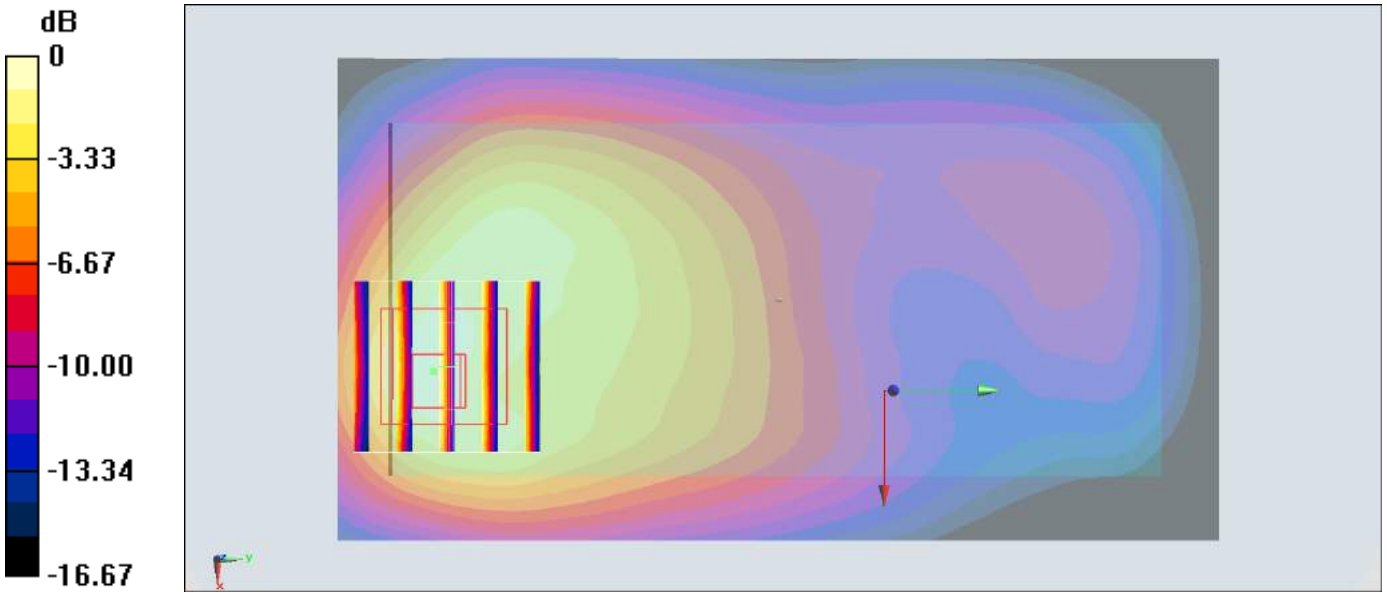


0 dB = 1.32 W/kg = 1.21 dBW/kg

# #19_WCDMA IV_RMC 12.2Kbps_Bottom Side_10mm_Ch1312

Communication System: WCDMA ; Frequency: 1712.4 MHz;Duty Cycle: 1:1
Medium: MSL_1750_151126 Medium parameters used : f = 1712.4 MHz; $\sigma$ = 1.447 S/m; $\varepsilon_r$ = 55.614; $\rho$ = 1000 kg/m$^3$
Ambient Temperature：23 ℃; Liquid Temperature：22 ℃

DASY5 Configuration:
- Probe: EX3DV4 - SN3931; ConvF(8.19, 8.19, 8.19); Calibrated: 2015/10/1;
- Sensor-Surface: 1.4mm (Mechanical Surface Detection)
- Electronics: DAE3 Sn577; Calibrated: 2015/9/24
- Phantom: SAM-Right; Type: SAM; Serial: 1795
- Measurement SW: DASY52, Version 52.8 (8);SEMCAD X Version 14.6.10 (7331)

**Configuration/Ch1312/Area Scan (41x61x1):** Interpolated grid: dx=1.500 mm, dy=1.500 mm
Maximum value of SAR (interpolated) = 1.52 W/kg

**Configuration/Ch1312/Zoom Scan (5x5x7)/Cube 0:** Measurement grid: dx=8mm, dy=8mm, dz=5mm
Reference Value = 26.92 V/m; Power Drift = -0.13 dB
Peak SAR (extrapolated) = 1.78 W/kg
**SAR(1 g) = 0.969 W/kg; SAR(10 g) = 0.502 W/kg**
Maximum value of SAR (measured) = 1.50 W/kg

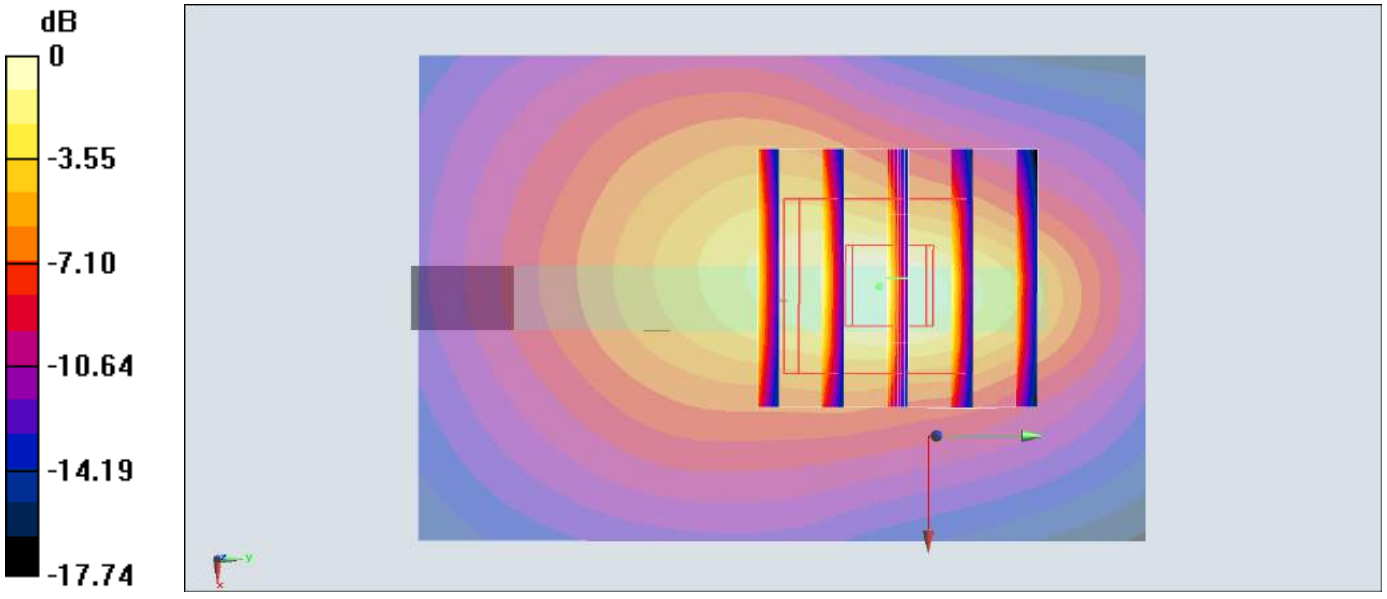


0 dB = 1.50 W/kg = 1.76 dBW/kg

# #20_WCDMA V_RMC 12.2Kbps_Back_10mm_Ch4233

Communication System: WCDMA ; Frequency: 846.6 MHz;Duty Cycle: 1:1
Medium: MSL_850_151118 Medium parameters used: f = 847 MHz; $\sigma$ = 0.997 S/m; $\varepsilon_r$ = 56.444; $\rho$ = 1000 kg/m$^3$
Ambient Temperature：23.7 ℃; Liquid Temperature：22.7 ℃

DASY5 Configuration:
- Probe: ES3DV3 - SN3270; ConvF(6.24, 6.24, 6.24); Calibrated: 2015/9/28;
- Sensor-Surface: 2mm (Mechanical Surface Detection)
- Electronics: DAE4 Sn778; Calibrated: 2015/8/25
- Phantom: SAM-Right; Type: SAM; Serial: 1795
- Measurement SW: DASY52, Version 52.8 (8);SEMCAD X Version 14.6.10 (7331)

**Configuration/Ch4233/Area Scan (61x111x1):** Interpolated grid: dx=1.500 mm, dy=1.500 mm
Maximum value of SAR (interpolated) = 0.758 W/kg

**Configuration/Ch4233/Zoom Scan (6x5x7)/Cube 0:** Measurement grid: dx=8mm, dy=8mm, dz=5mm
Reference Value = 29.06 V/m; Power Drift = 0.07 dB
Peak SAR (extrapolated) = 0.885 W/kg
**SAR(1 g) = 0.640 W/kg; SAR(10 g) = 0.491 W/kg**
Maximum value of SAR (measured) = 0.754 W/kg

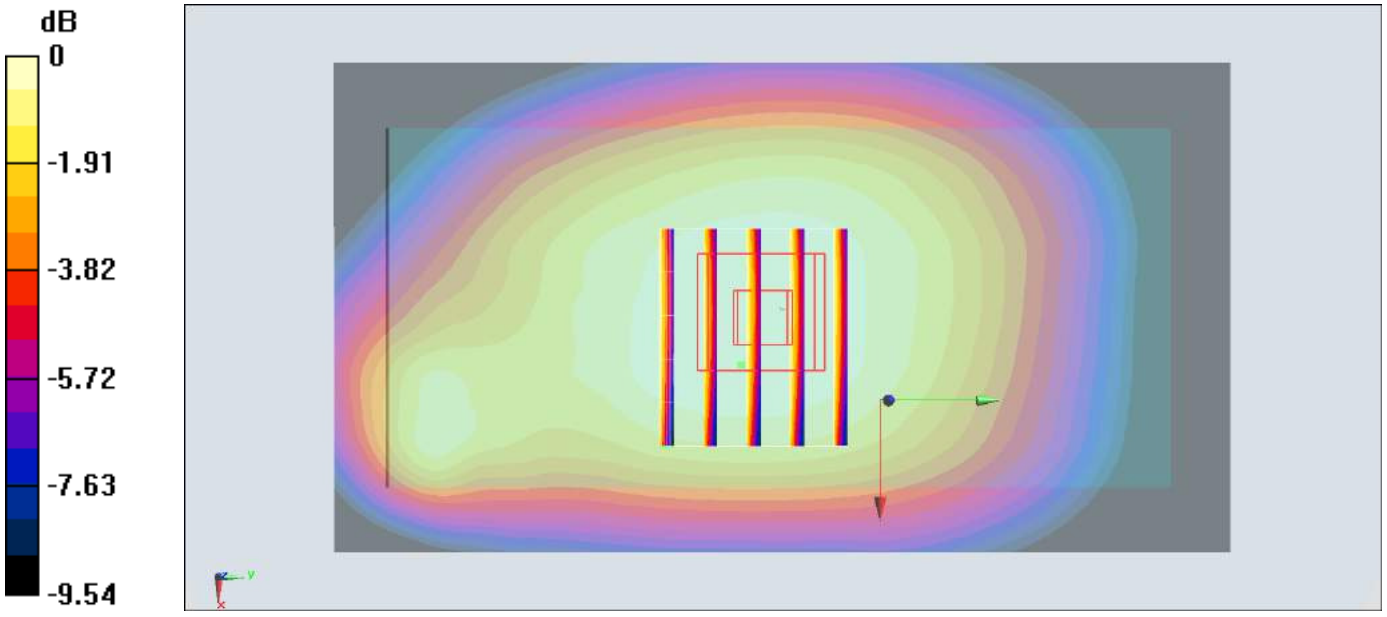


0 dB = 0.754 W/kg = -1.23 dBW/kg

## #21_LTE Band 2_20M_QPSK_1_0_Back_10mm_Ch18700

Communication System: LTE ; Frequency: 1860 MHz;Duty Cycle: 1:1
Medium: MSL_1900_151202 Medium parameters used: f = 1860 MHz; $\sigma$ = 1.527 S/m; $\varepsilon_r$ = 54.872; $\rho$ = 1000 kg/m$^3$
Ambient Temperature：23.2 ℃; Liquid Temperature：22.2 ℃

DASY5 Configuration:
- Probe: EX3DV4 - SN3931; ConvF(7.94, 7.94, 7.94); Calibrated: 2015/10/1;
- Sensor-Surface: 1.4mm (Mechanical Surface Detection)
- Electronics: DAE3 Sn577; Calibrated: 2015/9/24
- Phantom: SAM-Right; Type: SAM; Serial: 1795
- Measurement SW: DASY52, Version 52.8 (8);SEMCAD X Version 14.6.10 (7331)

**Configuration/Ch18700/Area Scan (61x121x1):** Interpolated grid: dx=1.500 mm, dy=1.500 mm
Maximum value of SAR (interpolated) = 1.43 W/kg

**Configuration/Ch18700/Zoom Scan (5x5x7)/Cube 0:** Measurement grid: dx=8mm, dy=8mm, dz=5mm
Reference Value = 25.15 V/m; Power Drift = 0.06 dB
Peak SAR (extrapolated) = 1.75 W/kg
**SAR(1 g) = 1.07 W/kg; SAR(10 g) = 0.610 W/kg**
Maximum value of SAR (measured) = 1.54 W/kg

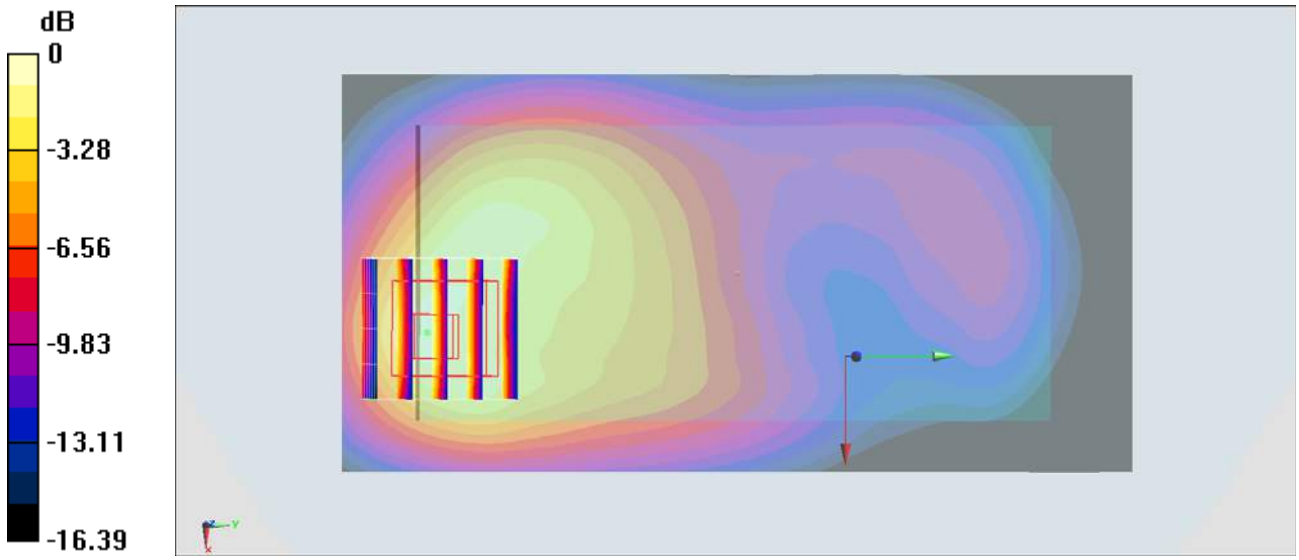


0 dB = 1.54 W/kg = 1.88 dBW/kg

## #22_LTE Band 4_20M_QPSK_1_0_Bottom Side_10mm_Ch20175

Communication System: LTE; Frequency: 1732.5 MHz;Duty Cycle: 1:1
Medium: MSL_1750_151203 Medium parameters used: f = 1732.5 MHz; $\sigma$ = 1.461 S/m; $\varepsilon_r$ = 54.382; $\rho$ = 1000 kg/m$^3$
Ambient Temperature：23.6 ℃； Liquid Temperature：22.6 ℃

DASY5 Configuration:
- Probe: EX3DV4 - SN3931; ConvF(8.19, 8.19, 8.19); Calibrated: 2015/10/1;
- Sensor-Surface: 1.4mm (Mechanical Surface Detection)
- Electronics: DAE3 Sn577; Calibrated: 2015/9/24
- Phantom: SAM-Right; Type: SAM; Serial: 1795
- Measurement SW: DASY52, Version 52.8 (8);SEMCAD X Version 14.6.10 (7331)

**Configuration/Ch20175/Area Scan (41x71x1):** Interpolated grid: dx=1.500 mm, dy=1.500 mm
Maximum value of SAR (interpolated) = 1.67 W/kg

**Configuration/Ch20175/Zoom Scan (5x5x7)/Cube 0:** Measurement grid: dx=8mm, dy=8mm, dz=5mm
Reference Value = 28.55 V/m; Power Drift = 0.08 dB
Peak SAR (extrapolated) = 2.01 W/kg
**SAR(1 g) = 1.15 W/kg; SAR(10 g) = 0.612 W/kg**
Maximum value of SAR (measured) = 1.68 W/kg

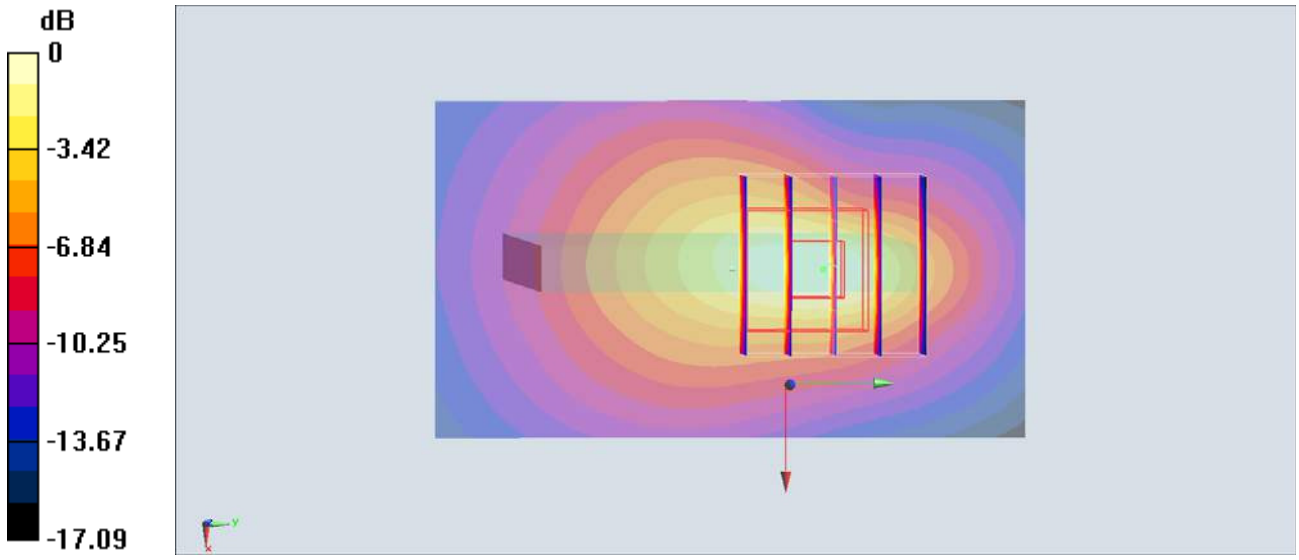


0 dB = 1.68 W/kg = 2.25 dBW/kg

# #23_LTE Band 5_10M_QPSK_1_0_Back_10mm_Ch20525

Communication System: LTE; Frequency: 836.5 MHz;Duty Cycle: 1:1
Medium: MSL_850_151118 Medium parameters used : f = 836.5 MHz; $\sigma$ = 0.986 S/m; $\varepsilon_r$ = 56.552; $\rho$ = 1000 kg/m$^3$
Ambient Temperature：23.7 ℃; Liquid Temperature：22.7 ℃

DASY5 Configuration:
- Probe: ES3DV3 - SN3270; ConvF(6.24, 6.24, 6.24); Calibrated: 2015/9/28;
- Sensor-Surface: 2mm (Mechanical Surface Detection)
- Electronics: DAE4 Sn778; Calibrated: 2015/8/25
- Phantom: SAM-Right; Type: SAM; Serial: 1795
- Measurement SW: DASY52, Version 52.8 (8);SEMCAD X Version 14.6.10 (7331)

**Configuration/Ch20525/Area Scan (61x111x1):** Interpolated grid: dx=1.500 mm, dy=1.500 mm
Maximum value of SAR (interpolated) = 0.705 W/kg

**Configuration/Ch20525/Zoom Scan (5x5x7)/Cube 0:** Measurement grid: dx=8mm, dy=8mm, dz=5mm
Reference Value = 25.15 V/m; Power Drift = -0.02 dB
Peak SAR (extrapolated) = 0.824 W/kg
**SAR(1 g) = 0.593 W/kg; SAR(10 g) = 0.456 W/kg**
Maximum value of SAR (measured) = 0.701 W/kg

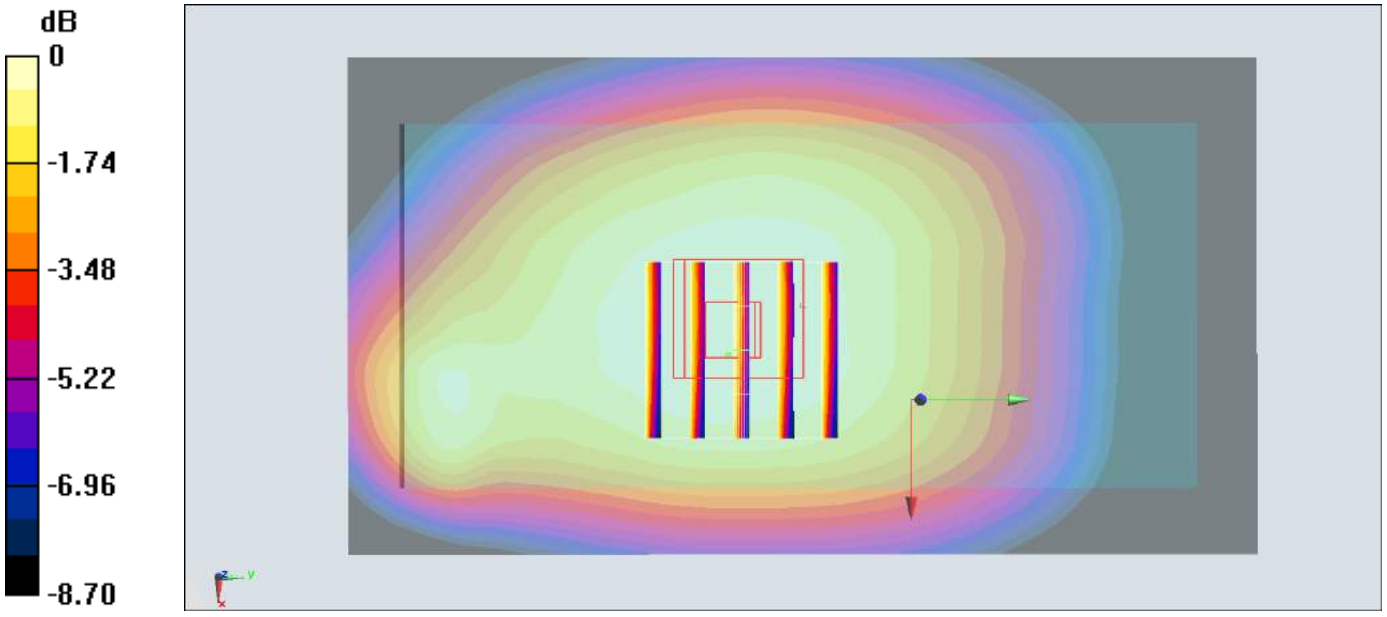


0 dB = 0.701 W/kg = -1.54 dBW/kg

## #24_LTE Band 7_20M_QPSK_1_0_Back_10mm_Ch21350

Communication System: LTE; Frequency: 2560 MHz;Duty Cycle: 1:1
Medium: MSL_2600_151122 Medium parameters used: f = 2560 MHz; $\sigma$ = 2.046 S/m; $\varepsilon_r$ = 53.014; $\rho$ = 1000 kg/m$^3$
Ambient Temperature：23.4 ℃； Liquid Temperature：22.4 ℃

DASY5 Configuration:
- Probe: ES3DV3 - SN3270; ConvF(4.27, 4.27, 4.27); Calibrated: 2015/9/28;
- Sensor-Surface: 2mm (Mechanical Surface Detection)
- Electronics: DAE4 Sn778; Calibrated: 2015/8/25
- Phantom: SAM_Right; Type: QD000P40CC; Serial: TP:1383
- Measurement SW: DASY52, Version 52.8 (8);SEMCAD X Version 14.6.10 (7331)

**Configuration/Ch21350/Area Scan (71x141x1):** Interpolated grid: dx=1.200 mm, dy=1.200 mm
Maximum value of SAR (interpolated) = 1.41 W/kg

**Configuration/Ch21350/Zoom Scan (7x7x7)/Cube 0:** Measurement grid: dx=5mm, dy=5mm, dz=5mm
Reference Value = 16.62 V/m; Power Drift = -0.15 dB
Peak SAR (extrapolated) = 2.28 W/kg
**SAR(1 g) = 1.05 W/kg; SAR(10 g) = 0.467 W/kg**
Maximum value of SAR (measured) = 1.62 W/kg

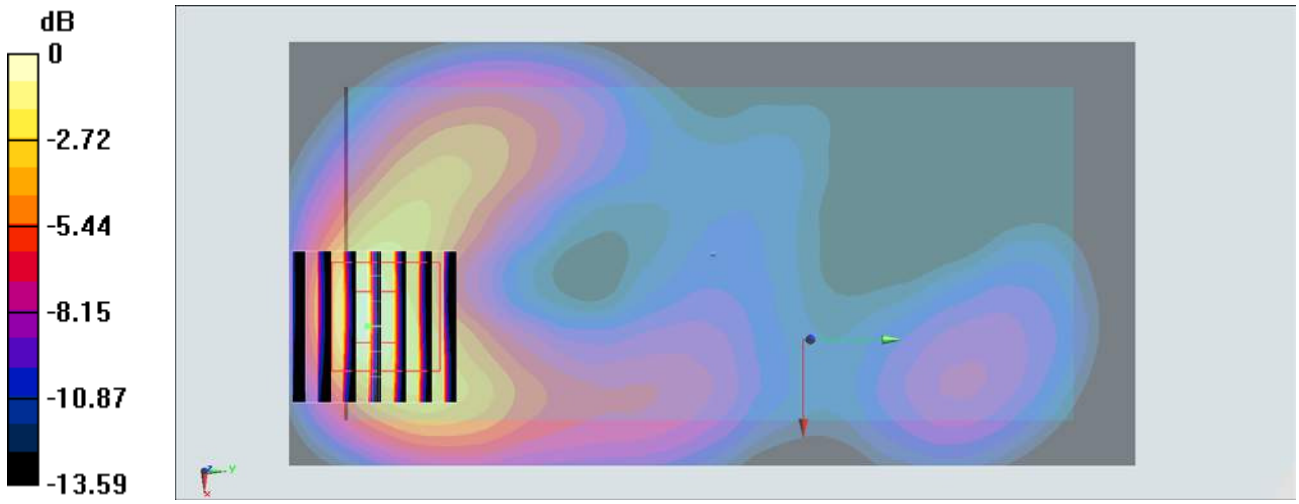


0 dB = 1.62 W/kg = 2.10 dBW/kg

## #25_LTE Band 12_10M_QPSK_1_0_Back_10mm_Ch23095

Communication System: LTE ; Frequency: 707.5 MHz;Duty Cycle: 1:1
Medium: MSL750_151121 Medium parameters used : f = 707.5 MHz; $\sigma$ = 0.937 S/m; $\varepsilon_r$ = 54.648; $\rho$ = 1000 kg/m$^3$
Ambient Temperature：23.6 ℃; Liquid Temperature：22.6 ℃

DASY5 Configuration:
- Probe: EX3DV4 - SN3931; ConvF(10.29, 10.29, 10.29); Calibrated: 2015/10/1;
- Sensor-Surface: 1.4mm (Mechanical Surface Detection)
- Electronics: DAE3 Sn577; Calibrated: 2015/9/24
- Phantom: SAM_Right; Type: QD000P40CC; Serial: TP:1383
- Measurement SW: DASY52, Version 52.8 (8);SEMCAD X Version 14.6.10 (7331)

**Configuration/Ch23095/Area Scan (61x111x1):** Interpolated grid: dx=1.500 mm, dy=1.500 mm
Maximum value of SAR (interpolated) = 0.331 W/kg

**Configuration/Ch23095/Zoom Scan (5x5x7)/Cube 0:** Measurement grid: dx=8mm, dy=8mm, dz=5mm
Reference Value = 17.78 V/m; Power Drift = -0.12 dB
Peak SAR (extrapolated) = 0.388 W/kg
**SAR(1 g) = 0.242 W/kg; SAR(10 g) = 0.168 W/kg**
Maximum value of SAR (measured) = 0.320 W/kg

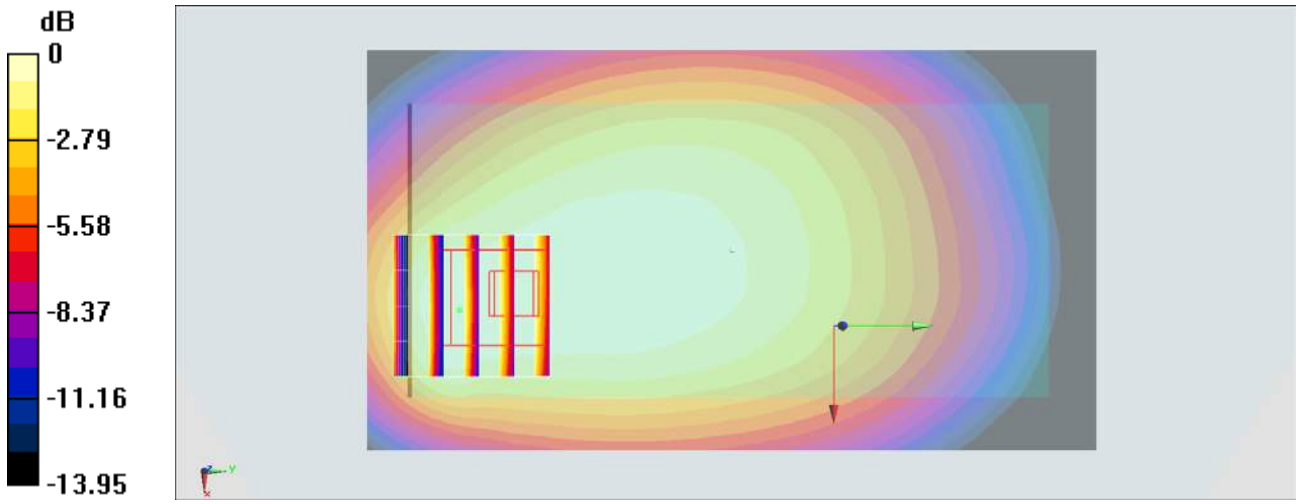


0 dB = 0.320 W/kg = -4.95 dBW/kg

## #26_LTE Band 13_10M_QPSK_1_0_Back_10mm_Ch23230

Communication System: LTE ; Frequency: 782 MHz;Duty Cycle: 1:1
Medium: MSL750_151121 Medium parameters used: f = 782 MHz; $\sigma$ = 1.008 S/m; $\varepsilon_r$ = 53.895; $\rho$ = 1000 kg/m$^3$
Ambient Temperature：23.6 ℃; Liquid Temperature：22.6 ℃

DASY5 Configuration:
- Probe: EX3DV4 - SN3931; ConvF(10.29, 10.29, 10.29); Calibrated: 2015/10/1;
- Sensor-Surface: 1.4mm (Mechanical Surface Detection)
- Electronics: DAE3 Sn577; Calibrated: 2015/9/24
- Phantom: SAM_Right; Type: QD000P40CC; Serial: TP:1383
- Measurement SW: DASY52, Version 52.8 (8);SEMCAD X Version 14.6.10 (7331)

**Configuration/Ch23230/Area Scan (61x111x1):** Interpolated grid: dx=1.500 mm, dy=1.500 mm
Maximum value of SAR (interpolated) = 0.623 W/kg

**Configuration/Ch23230/Zoom Scan (5x5x7)/Cube 0:** Measurement grid: dx=8mm, dy=8mm, dz=5mm
Reference Value = 22.58 V/m; Power Drift = 0.00 dB
Peak SAR (extrapolated) = 0.683 W/kg
**SAR(1 g) = 0.513 W/kg; SAR(10 g) = 0.394 W/kg**
Maximum value of SAR (measured) = 0.621 W/kg

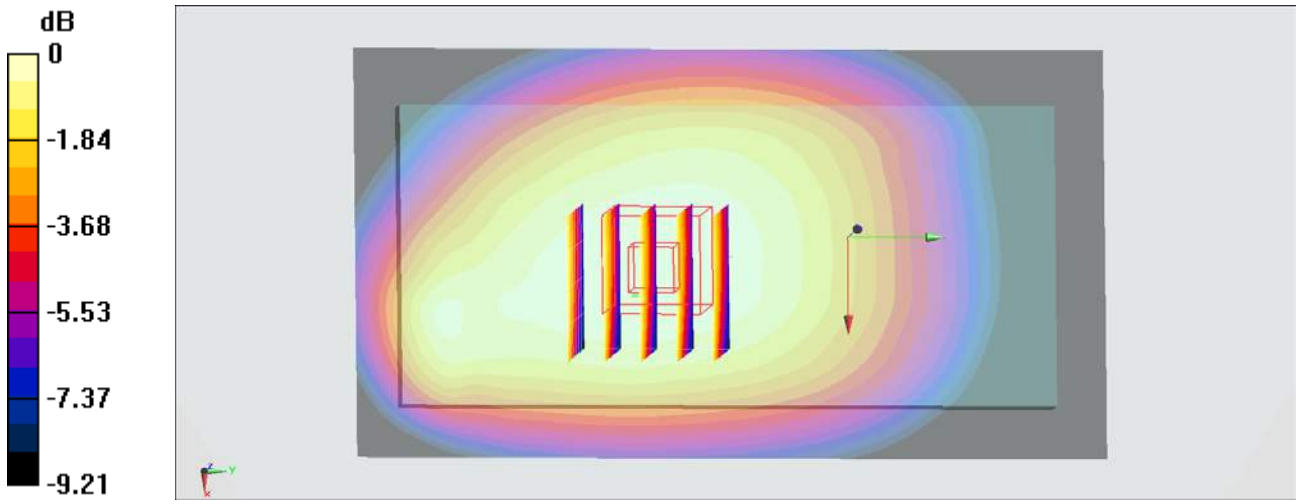


0 dB = 0.621 W/kg = -2.07 dBW/kg

# #27_WLAN2.4GHz_802.11b 1Mbps_Top Side_10mm_Ch11

Communication System: 802.11b ; Frequency: 2462 MHz;Duty Cycle: 1:1
Medium: MSL_2450_151121 Medium parameters used: f = 2462 MHz; $\sigma$ = 1.99 S/m; $\varepsilon_r$ = 51.223; $\rho$ = 1000 kg/m$^3$
Ambient Temperature：23.2 ℃; Liquid Temperature：22.2 ℃

DASY5 Configuration:
- Probe: ES3DV3 - SN3270; ConvF(4.37, 4.37, 4.37); Calibrated: 2015/9/28;
- Sensor-Surface: 2mm (Mechanical Surface Detection)
- Electronics: DAE4 Sn778; Calibrated: 2015/8/25
- Phantom: SAM_Left; Type: QD000P40CD; Serial: TP:1644
- Measurement SW: DASY52, Version 52.8 (8);SEMCAD X Version 14.6.10 (7331)

**Configuration/Ch11/Area Scan (51x101x1):** Interpolated grid: dx=1.200 mm, dy=1.200 mm
Maximum value of SAR (interpolated) = 0.302 W/kg

**Configuration/Ch11/Zoom Scan (7x7x7)/Cube 0:** Measurement grid: dx=5mm, dy=5mm, dz=5mm
Reference Value = 13.50 V/m; Power Drift = -0.04 dB
Peak SAR (extrapolated) = 0.425 W/kg
**SAR(1 g) = 0.218 W/kg; SAR(10 g) = 0.109 W/kg**
Maximum value of SAR (measured) = 0.315 W/kg

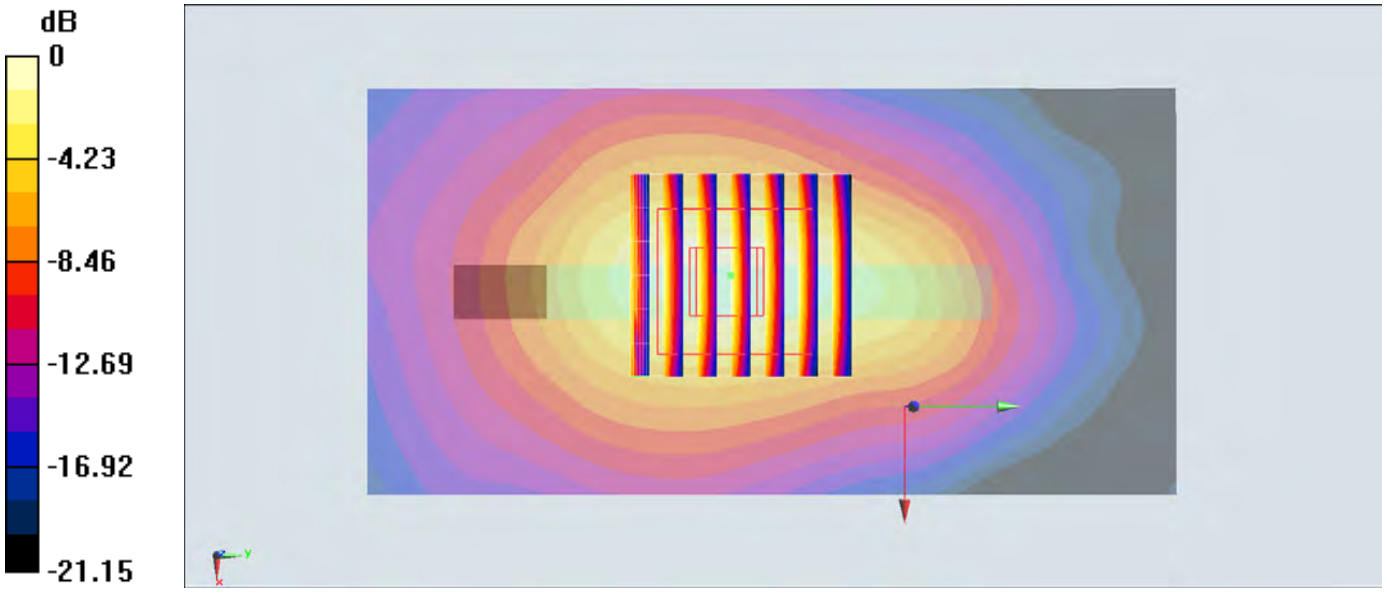


0 dB = 0.315 W/kg = -5.02 dBW/kg

# #28_GSM850_GPRS (4 Tx slots)_Back_15mm_Ch251

Communication System: GSM850; Frequency: 848.8 MHz;Duty Cycle: 1:2.08
Medium: MSL_850_151118 Medium parameters used: f = 849 MHz; $\sigma$ = 0.999 S/m; $\varepsilon_r$ = 56.425; $\rho$ = 1000 kg/m$^3$
Ambient Temperature：23.7 ℃; Liquid Temperature：22.7 ℃

DASY5 Configuration:
- Probe: ES3DV3 - SN3270; ConvF(6.24, 6.24, 6.24); Calibrated: 2015/9/28;
- Sensor-Surface: 2mm (Mechanical Surface Detection)
- Electronics: DAE4 Sn778; Calibrated: 2015/8/25
- Phantom: SAM-Right; Type: SAM; Serial: 1795
- Measurement SW: DASY52, Version 52.8 (8);SEMCAD X Version 14.6.10 (7331)

**Configuration/Ch251/Area Scan (61x111x1):** Interpolated grid: dx=1.500 mm, dy=1.500 mm
Maximum value of SAR (interpolated) = 0.680 W/kg

**Configuration/Ch251/Zoom Scan (5x5x7)/Cube 0:** Measurement grid: dx=8mm, dy=8mm, dz=5mm
Reference Value = 27.44 V/m; Power Drift = 0.07 dB
Peak SAR (extrapolated) = 0.809 W/kg
**SAR(1 g) = 0.575 W/kg; SAR(10 g) = 0.437 W/kg**
Maximum value of SAR (measured) = 0.679 W/kg

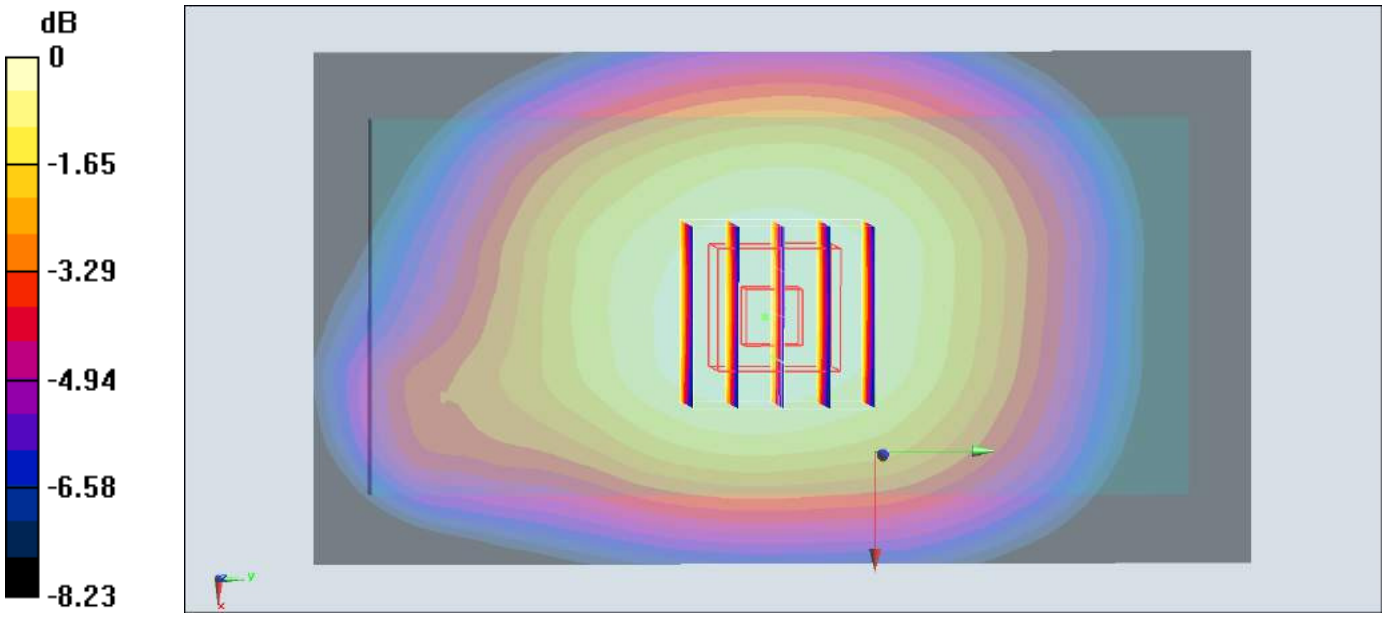


0 dB = 0.679 W/kg = -1.68 dBW/kg

# #29_GSM1900_GPRS (4 Tx slots)_Back_15mm_Ch512

Communication System: PCS; Frequency: 1850.2 MHz;Duty Cycle: 1:2.08
Medium: MSL_1900_151117 Medium parameters used: f = 1850.2 MHz; $\sigma$ = 1.507 S/m; $\varepsilon_r$ = 51.719; $\rho$ = 1000 kg/m$^3$
Ambient Temperature：23.7 ℃; Liquid Temperature：22.7 ℃

DASY5 Configuration:
- Probe: ES3DV3 - SN3270; ConvF(4.78, 4.78, 4.78); Calibrated: 2015/9/28;
- Sensor-Surface: 2mm (Mechanical Surface Detection)
- Electronics: DAE4 Sn778; Calibrated: 2015/8/25
- Phantom: SAM_Left; Type: QD000P40CD; Serial: TP:1644
- Measurement SW: DASY52, Version 52.8 (8);SEMCAD X Version 14.6.10 (7331)

**Configuration/Ch512/Area Scan (61x111x1):** Interpolated grid: dx=1.500 mm, dy=1.500 mm
Maximum value of SAR (interpolated) = 0.521 W/kg

**Configuration/Ch512/Zoom Scan (5x5x7)/Cube 0:** Measurement grid: dx=8mm, dy=8mm, dz=5mm
Reference Value = 17.24 V/m; Power Drift = -0.01 dB
Peak SAR (extrapolated) = 0.630 W/kg
**SAR(1 g) = 0.381 W/kg; SAR(10 g) = 0.227 W/kg**
Maximum value of SAR (measured) = 0.483 W/kg

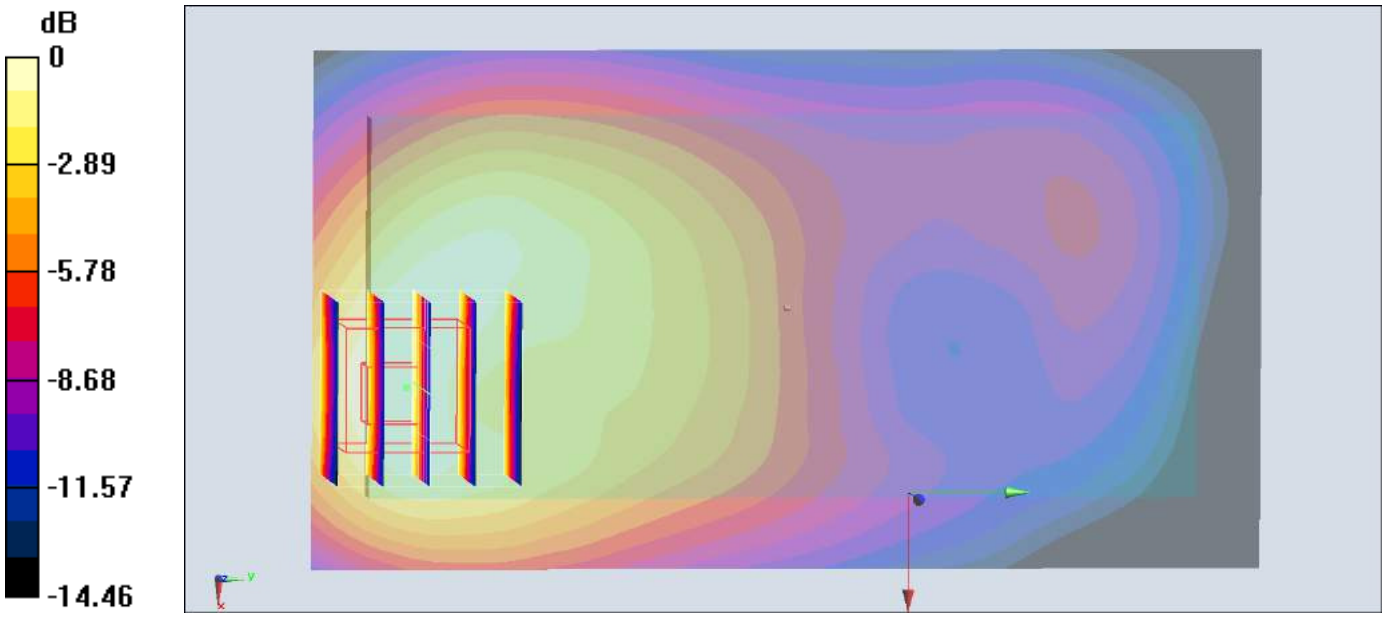


0 dB = 0.483 W/kg = -3.16 dBW/kg

# #30_WCDMA II_RMC 12.2Kbps_Back_15mm_Ch9400

Communication System: WCDMA ; Frequency: 1880 MHz;Duty Cycle: 1:1
Medium: MSL_1900_151126 Medium parameters used: f = 1880 MHz; $\sigma$ = 1.524 S/m; $\varepsilon_r$ = 55.399; $\rho$ = 1000 kg/m$^3$
Ambient Temperature：23 ℃; Liquid Temperature：22 ℃

DASY5 Configuration:
- Probe: EX3DV4 - SN3931; ConvF(7.94, 7.94, 7.94); Calibrated: 2015/10/1;
- Sensor-Surface: 1.4mm (Mechanical Surface Detection)
- Electronics: DAE3 Sn577; Calibrated: 2015/9/24
- Phantom: SAM-Right; Type: SAM; Serial: 1795
- Measurement SW: DASY52, Version 52.8 (8);SEMCAD X Version 14.6.10 (7331)

**Configuration/Ch9400/Area Scan (61x111x1):** Interpolated grid: dx=1.500 mm, dy=1.500 mm
Maximum value of SAR (interpolated) = 0.954 W/kg

**Configuration/Ch9400/Zoom Scan (5x5x7)/Cube 0:** Measurement grid: dx=8mm, dy=8mm, dz=5mm
Reference Value = 23.79 V/m; Power Drift = -0.01 dB
Peak SAR (extrapolated) = 1.14 W/kg
**SAR(1 g) = 0.690 W/kg; SAR(10 g) = 0.410 W/kg**
Maximum value of SAR (measured) = 0.988 W/kg




0 dB = 0.988 W/kg = -0.05 dBW/kg

# #31_WCDMA IV_RMC 12.2Kbps_Back_15mm_Ch1413

Communication System: WCDMA; Frequency: 1732.6 MHz;Duty Cycle: 1:1
Medium: MSL_1750_151126 Medium parameters used: f = 1733 MHz; $\sigma$ = 1.468 S/m; $\varepsilon_r$ = 55.544; $\rho$ = 1000 kg/m$^3$
Ambient Temperature：23 ℃; Liquid Temperature：22 ℃

DASY5 Configuration:
- Probe: EX3DV4 - SN3931; ConvF(8.19, 8.19, 8.19); Calibrated: 2015/10/1;
- Sensor-Surface: 1.4mm (Mechanical Surface Detection)
- Electronics: DAE3 Sn577; Calibrated: 2015/9/24
- Phantom: SAM-Right; Type: SAM; Serial: 1795
- Measurement SW: DASY52, Version 52.8 (8);SEMCAD X Version 14.6.10 (7331)

**Configuration/Ch1413/Area Scan (61x111x1):** Interpolated grid: dx=1.500 mm, dy=1.500 mm
Maximum value of SAR (interpolated) = 0.909 W/kg

**Configuration/Ch1413/Zoom Scan (5x5x7)/Cube 0:** Measurement grid: dx=8mm, dy=8mm, dz=5mm
Reference Value = 22.43 V/m; Power Drift = 0.05 dB
Peak SAR (extrapolated) = 1.07 W/kg
**SAR(1 g) = 0.659 W/kg; SAR(10 g) = 0.415 W/kg**
Maximum value of SAR (measured) = 0.904 W/kg

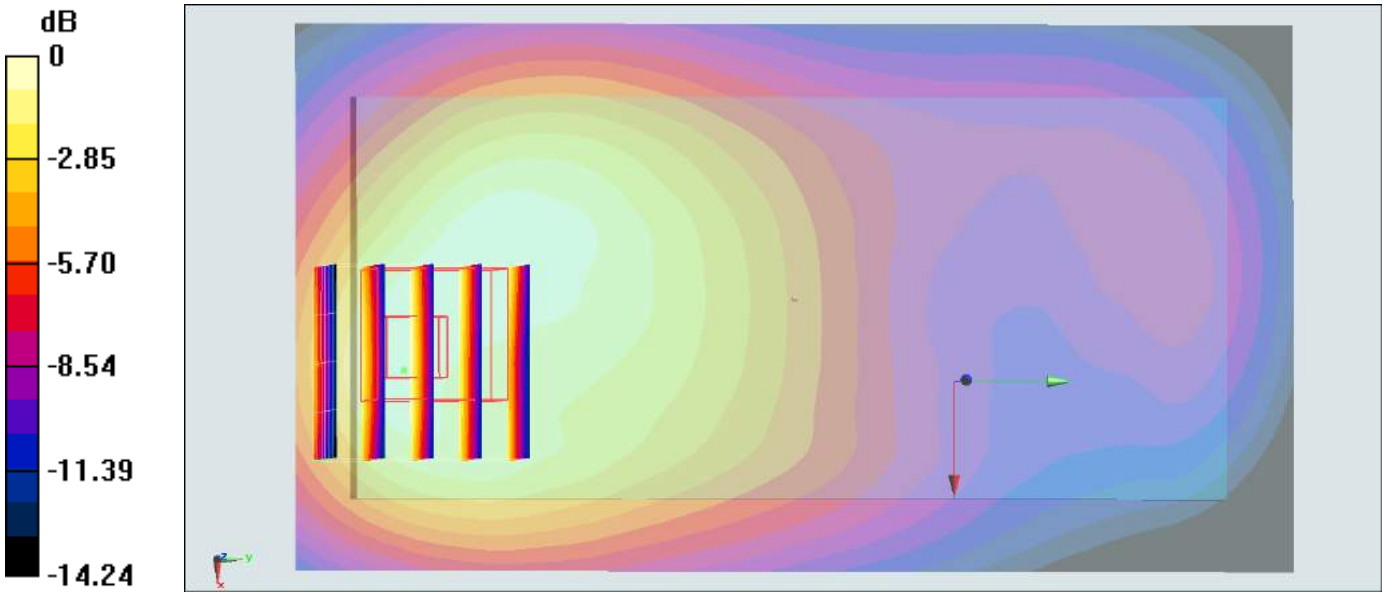


0 dB = 0.904 W/kg = -0.44 dBW/kg

# #32_WCDMA V_RMC 12.2Kbps_Back_15mm_Ch4233

Communication System: WCDMA ; Frequency: 846.6 MHz;Duty Cycle: 1:1
Medium: MSL_850_151118 Medium parameters used: f = 847 MHz; $\sigma$ = 0.997 S/m; $\varepsilon_r$ = 56.444; $\rho$ = 1000 kg/m$^3$
Ambient Temperature：23.7 ℃; Liquid Temperature：22.7 ℃

DASY5 Configuration:
- Probe: ES3DV3 - SN3270; ConvF(6.24, 6.24, 6.24); Calibrated: 2015/9/28;
- Sensor-Surface: 2mm (Mechanical Surface Detection)
- Electronics: DAE4 Sn778; Calibrated: 2015/8/25
- Phantom: SAM-Right; Type: SAM; Serial: 1795
- Measurement SW: DASY52, Version 52.8 (8);SEMCAD X Version 14.6.10 (7331)

**Configuration/Ch4233/Area Scan (61x111x1):** Interpolated grid: dx=1.500 mm, dy=1.500 mm
Maximum value of SAR (interpolated) = 0.686 W/kg

**Configuration/Ch4233/Zoom Scan (5x5x7)/Cube 0:** Measurement grid: dx=8mm, dy=8mm, dz=5mm
Reference Value = 27.85 V/m; Power Drift = 0.00 dB
Peak SAR (extrapolated) = 0.800 W/kg
**SAR(1 g) = 0.579 W/kg; SAR(10 g) = 0.440 W/kg**
Maximum value of SAR (measured) = 0.682 W/kg

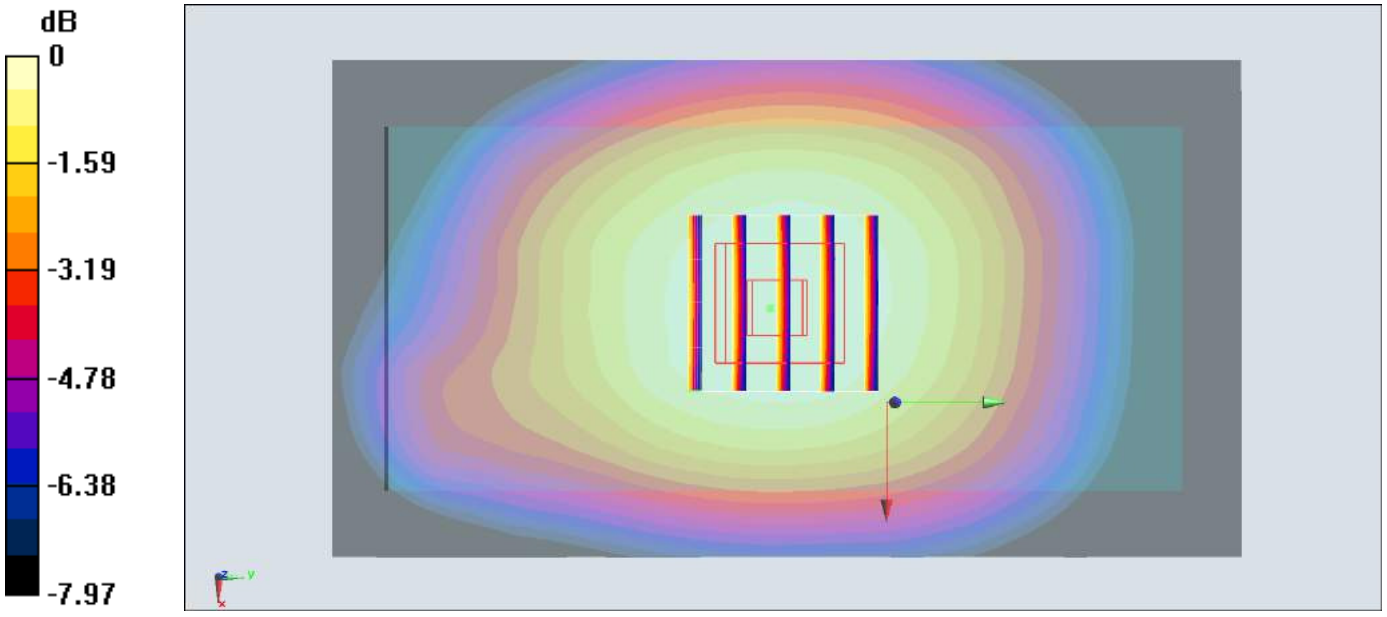


0 dB = 0.682 W/kg = -1.66 dBW/kg

## #33_LTE Band 2_20M_QPSK_1_0_Back_15mm_Ch18900

Communication System: LTE; Frequency: 1880 MHz;Duty Cycle: 1:1
Medium: MSL_1900_151202 Medium parameters used: f = 1880 MHz; $\sigma$ = 1.551 S/m; $\varepsilon_r$ = 54.793; $\rho$ = 1000 kg/m$^3$
Ambient Temperature：23.2 ℃； Liquid Temperature：22.2 ℃

DASY5 Configuration:
- Probe: EX3DV4 - SN3931; ConvF(7.94, 7.94, 7.94); Calibrated: 2015/10/1;
- Sensor-Surface: 1.4mm (Mechanical Surface Detection)
- Electronics: DAE3 Sn577; Calibrated: 2015/9/24
- Phantom: SAM-Right; Type: SAM; Serial: 1795
- Measurement SW: DASY52, Version 52.8 (8);SEMCAD X Version 14.6.10 (7331)

**Configuration/Ch18900/Area Scan (61x121x1):** Interpolated grid: dx=1.500 mm, dy=1.500 mm
Maximum value of SAR (interpolated) = 0.916 W/kg

**Configuration/Ch18900/Zoom Scan (5x5x7)/Cube 0:** Measurement grid: dx=8mm, dy=8mm, dz=5mm
Reference Value = 22.28 V/m; Power Drift = 0.03 dB
Peak SAR (extrapolated) = 1.05 W/kg
**SAR(1 g) = 0.680 W/kg; SAR(10 g) = 0.418 W/kg**
Maximum value of SAR (measured) = 0.911 W/kg

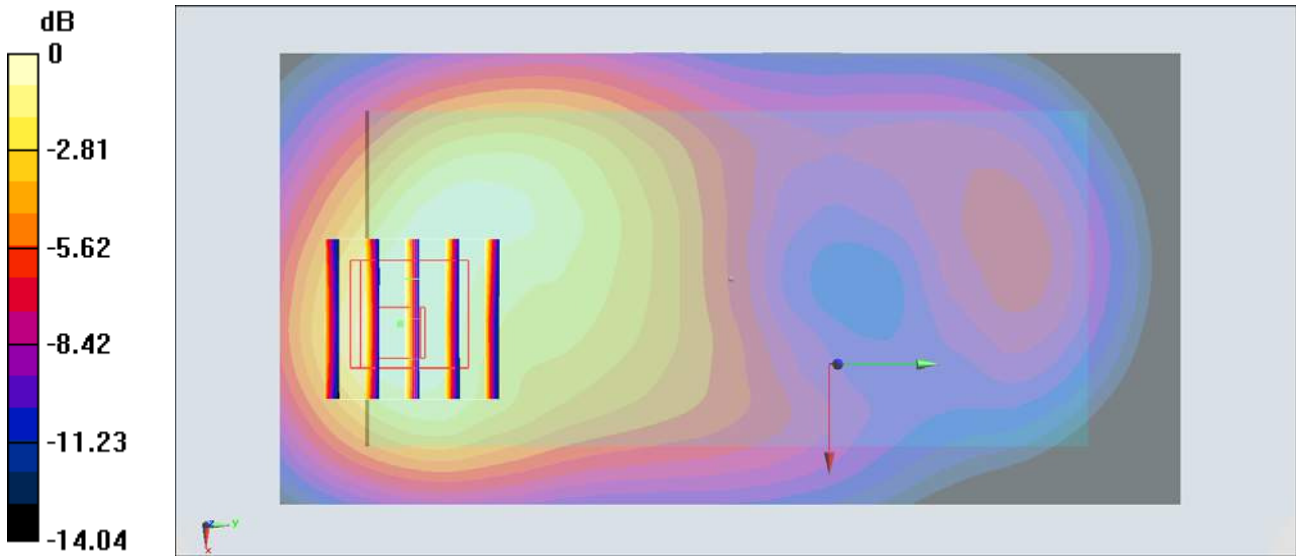


0 dB = 0.911 W/kg = -0.40 dBW/kg

## #34_LTE Band 4_20M_QPSK_1_0_Back_15mm_Ch20175

Communication System: LTE; Frequency: 1732.5 MHz;Duty Cycle: 1:1
Medium: MSL_1750_151203 Medium parameters used: f = 1732.5 MHz; $\sigma$ = 1.461 S/m; $\varepsilon_r$ = 54.382; $\rho$ = 1000 kg/m$^3$
Ambient Temperature：23.6 ℃； Liquid Temperature：22.6 ℃

DASY5 Configuration:
- Probe: EX3DV4 - SN3931; ConvF(8.19, 8.19, 8.19); Calibrated: 2015/10/1;
- Sensor-Surface: 1.4mm (Mechanical Surface Detection)
- Electronics: DAE3 Sn577; Calibrated: 2015/9/24
- Phantom: SAM-Right; Type: SAM; Serial: 1795
- Measurement SW: DASY52, Version 52.8 (8);SEMCAD X Version 14.6.10 (7331)

**Configuration/Ch20175/Area Scan (61x121x1):** Interpolated grid: dx=1.500 mm, dy=1.500 mm
Maximum value of SAR (interpolated) = 0.767 W/kg

**Configuration/Ch20175/Zoom Scan (5x5x7)/Cube 0:** Measurement grid: dx=8mm, dy=8mm, dz=5mm
Reference Value = 22.13 V/m; Power Drift = -0.03 dB
Peak SAR (extrapolated) = 0.833 W/kg
**SAR(1 g) = 0.554 W/kg; SAR(10 g) = 0.352 W/kg**
Maximum value of SAR (measured) = 0.734 W/kg

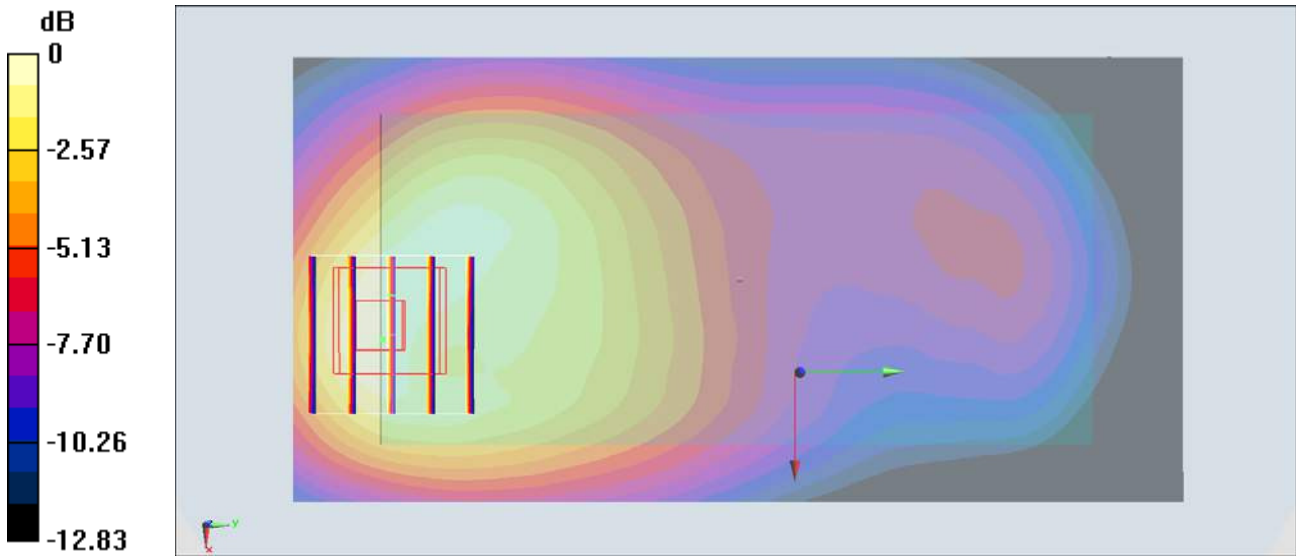


0 dB = 0.734 W/kg = -1.34 dBW/kg

# #35_LTE Band 5_10M_QPSK_1_0_Back_15mm_Ch20525

Communication System: LTE; Frequency: 836.5 MHz;Duty Cycle: 1:1
Medium: MSL_850_151118 Medium parameters used : f = 836.5 MHz; $\sigma$ = 0.986 S/m; $\varepsilon_r$ = 56.552; $\rho$ = 1000 kg/m$^3$
Ambient Temperature：23.7 ℃; Liquid Temperature：22.7 ℃

DASY5 Configuration:
- Probe: ES3DV3 - SN3270; ConvF(6.24, 6.24, 6.24); Calibrated: 2015/9/28;
- Sensor-Surface: 2mm (Mechanical Surface Detection)
- Electronics: DAE4 Sn778; Calibrated: 2015/8/25
- Phantom: SAM-Right; Type: SAM; Serial: 1795
- Measurement SW: DASY52, Version 52.8 (8);SEMCAD X Version 14.6.10 (7331)

**Configuration/Ch20525/Area Scan (61x111x1):** Interpolated grid: dx=1.500 mm, dy=1.500 mm
Maximum value of SAR (interpolated) = 0.572 W/kg

**Configuration/Ch20525/Zoom Scan (5x5x7)/Cube 0:** Measurement grid: dx=8mm, dy=8mm, dz=5mm
Reference Value = 25.38 V/m; Power Drift = 0.10 dB
Peak SAR (extrapolated) = 0.691 W/kg
**SAR(1 g) = 0.498 W/kg; SAR(10 g) = 0.379 W/kg**
Maximum value of SAR (measured) = 0.589 W/kg

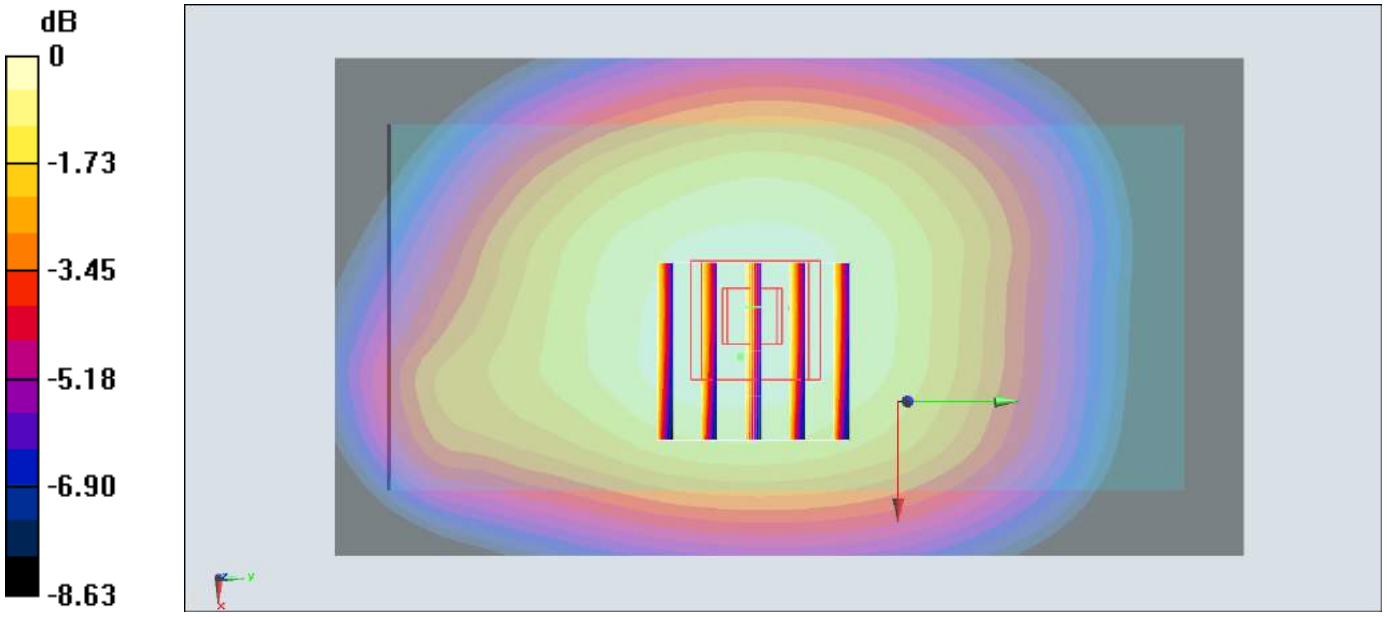


0 dB = 0.589 W/kg = -2.30 dBW/kg

## #36_LTE Band 7_20M_QPSK_1_0_Back_15mm_Ch21100

Communication System: LTE ; Frequency: 2535 MHz;Duty Cycle: 1:1
Medium: MSL_2600_151122 Medium parameters used: f = 2535 MHz; $\sigma$ = 2.013 S/m; $\varepsilon_r$ = 53.106; $\rho$ = 1000 kg/m$^3$
Ambient Temperature：23.4 ℃; Liquid Temperature：22.4 ℃

DASY5 Configuration:
- Probe: ES3DV3 - SN3270; ConvF(4.27, 4.27, 4.27); Calibrated: 2015/9/28;
- Sensor-Surface: 2mm (Mechanical Surface Detection)
- Electronics: DAE4 Sn778; Calibrated: 2015/8/25
- Phantom: SAM_Right; Type: QD000P40CC; Serial: TP:1383
- Measurement SW: DASY52, Version 52.8 (8);SEMCAD X Version 14.6.10 (7331)

**Configuration/Ch21100/Area Scan (71x141x1):** Interpolated grid: dx=1.200 mm, dy=1.200 mm
Maximum value of SAR (interpolated) = 0.763 W/kg

**Configuration/Ch21100/Zoom Scan (7x7x7)/Cube 0:** Measurement grid: dx=5mm, dy=5mm, dz=5mm
Reference Value = 15.63 V/m; Power Drift = -0.07 dB
Peak SAR (extrapolated) = 1.06 W/kg
**SAR(1 g) = 0.541 W/kg; SAR(10 g) = 0.273 W/kg**
Maximum value of SAR (measured) = 0.789 W/kg

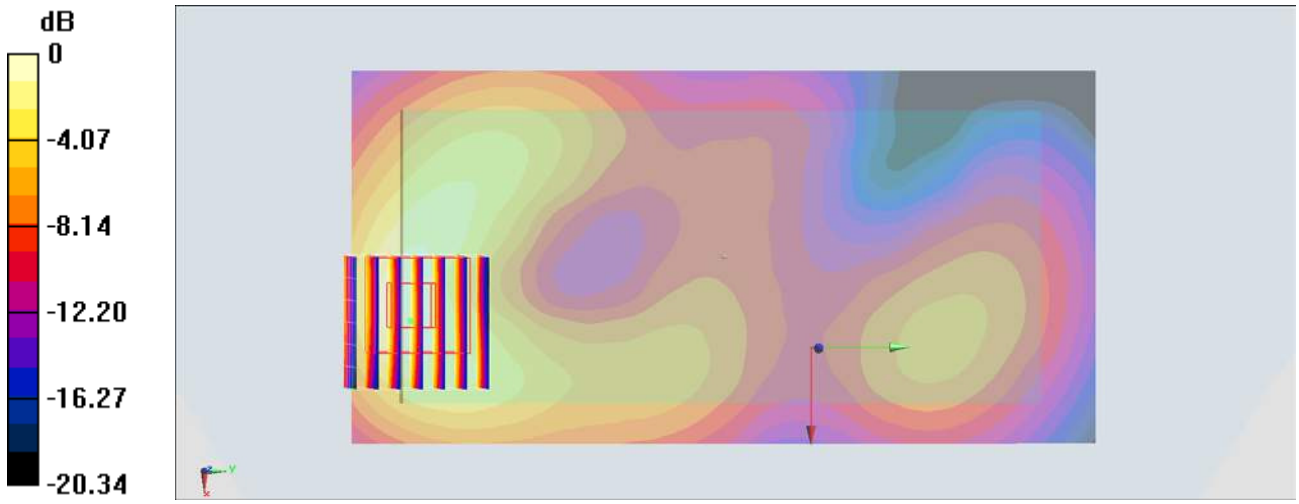


0 dB = 0.789 W/kg = -1.03 dBW/kg

## #37_LTE Band 12_10M_QPSK_1_0_Back_15mm_Ch23095

Communication System: LTE ; Frequency: 707.5 MHz;Duty Cycle: 1:1
Medium: MSL750_151121 Medium parameters used : f = 707.5 MHz; $\sigma$ = 0.937 S/m; $\varepsilon_r$ = 54.648; $\rho$ = 1000 kg/m$^3$
Ambient Temperature：23.6 ℃; Liquid Temperature：22.6 ℃

DASY5 Configuration:
- Probe: ES3DV3 - SN3270; ConvF(6.3, 6.3, 6.3); Calibrated: 2015/9/28;
- Sensor-Surface: 2mm (Mechanical Surface Detection)
- Electronics: DAE4 Sn778; Calibrated: 2015/8/25
- Phantom: SAM_Right; Type: QD000P40CC; Serial: TP:1383
- Measurement SW: DASY52, Version 52.8 (8);SEMCAD X Version 14.6.10 (7331)

**Configuration/Ch23095/Area Scan (61x111x1):** Interpolated grid: dx=1.500 mm, dy=1.500 mm
Maximum value of SAR (interpolated) = 0.227 W/kg

**Configuration/Ch23095/Zoom Scan (5x5x7)/Cube 0:** Measurement grid: dx=8mm, dy=8mm, dz=5mm
Reference Value = 16.12 V/m; Power Drift = 0.01 dB
Peak SAR (extrapolated) = 0.268 W/kg
**SAR(1 g) = 0.193 W/kg; SAR(10 g) = 0.147 W/kg**
Maximum value of SAR (measured) = 0.228 W/kg

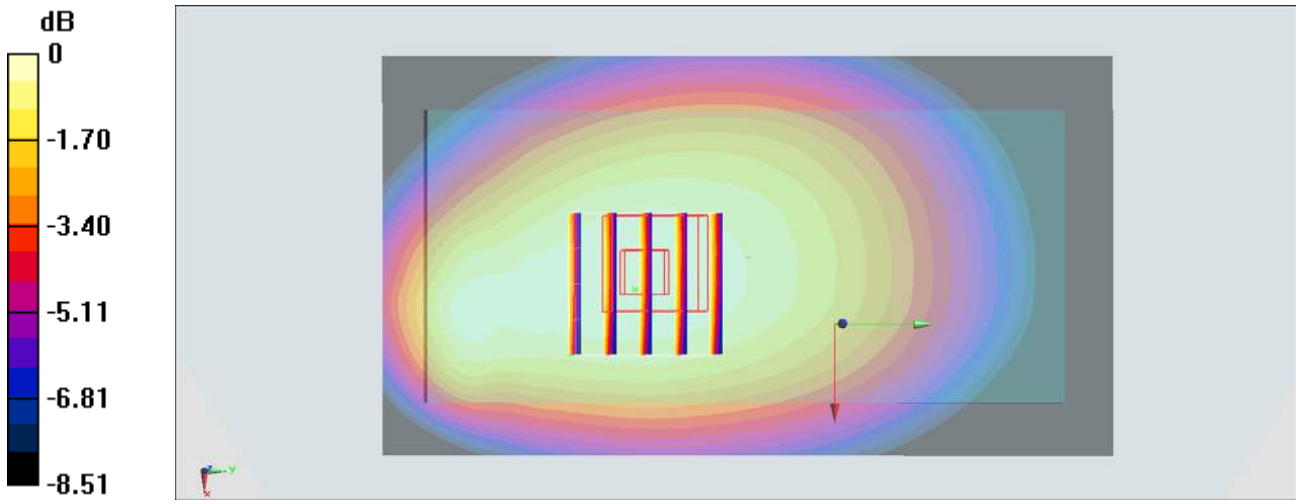


0 dB = 0.228 W/kg = -6.42 dBW/kg

## #38_LTE Band 13_10M_QPSK_1_0_Back_15mm_Ch23230

Communication System: LTE ; Frequency: 782 MHz;Duty Cycle: 1:1
Medium: MSL750_151121 Medium parameters used: f = 782 MHz; $\sigma$ = 1.008 S/m; $\varepsilon_r$ = 53.895; $\rho$ = 1000 kg/m$^3$
Ambient Temperature：23.6 ℃; Liquid Temperature：22.6 ℃

DASY5 Configuration:
- Probe: ES3DV3 - SN3270; ConvF(6.3, 6.3, 6.3); Calibrated: 2015/9/28;
- Sensor-Surface: 2mm (Mechanical Surface Detection)
- Electronics: DAE4 Sn778; Calibrated: 2015/8/25
- Phantom: SAM_Right; Type: QD000P40CC; Serial: TP:1383
- Measurement SW: DASY52, Version 52.8 (8);SEMCAD X Version 14.6.10 (7331)

**Configuration/Ch23230/Area Scan (61x111x1):** Interpolated grid: dx=1.500 mm, dy=1.500 mm
Maximum value of SAR (interpolated) = 0.561 W/kg

**Configuration/Ch23230/Zoom Scan (5x5x7)/Cube 0:** Measurement grid: dx=8mm, dy=8mm, dz=5mm
Reference Value = 25.17 V/m; Power Drift = -0.02 dB
Peak SAR (extrapolated) = 0.662 W/kg
**SAR(1 g) = 0.476 W/kg; SAR(10 g) = 0.361 W/kg**
Maximum value of SAR (measured) = 0.563 W/kg

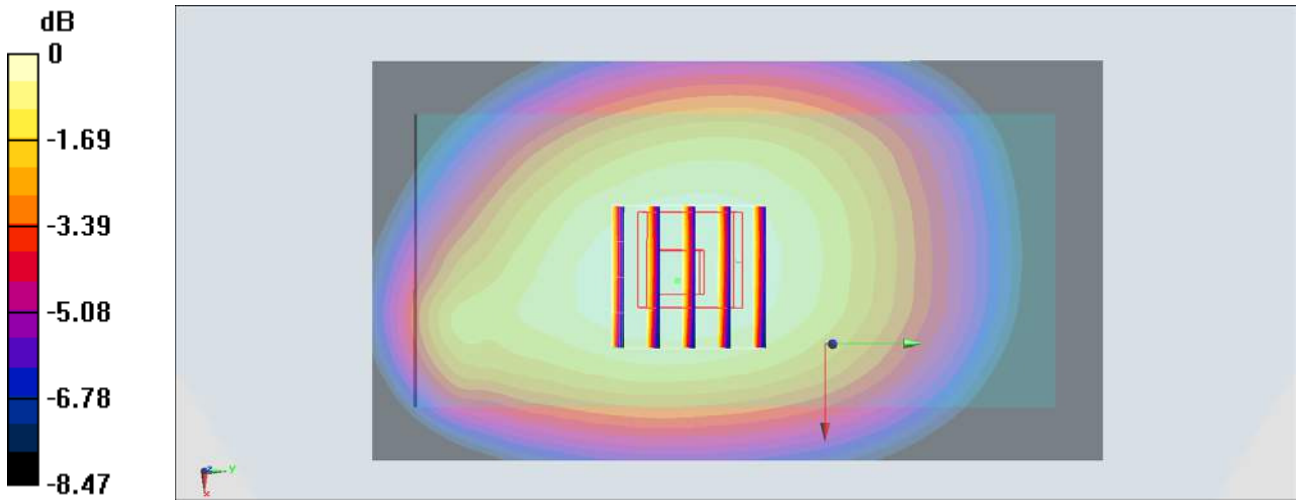


0 dB = 0.563 W/kg = -2.49 dBW/kg

# #39_WLAN2.4GHz_802.11b 1Mbps_Back_15mm_Ch6

Communication System: 802.11b; Frequency: 2437 MHz;Duty Cycle: 1:1
Medium: MSL_2450_151121 Medium parameters used: f = 2437 MHz; $\sigma$ = 1.957 S/m; $\varepsilon_r$ = 51.327; $\rho$ = 1000 kg/m$^3$
Ambient Temperature：23.2 ℃; Liquid Temperature：22.2 ℃

DASY5 Configuration:
- Probe: ES3DV3 - SN3270; ConvF(4.37, 4.37, 4.37); Calibrated: 2015/9/28;
- Sensor-Surface: 2mm (Mechanical Surface Detection)
- Electronics: DAE4 Sn778; Calibrated: 2015/8/25
- Phantom: SAM_Left; Type: QD000P40CD; Serial: TP:1644
- Measurement SW: DASY52, Version 52.8 (8);SEMCAD X Version 14.6.10 (7331)

**Configuration/Ch6/Area Scan (81x141x1):** Interpolated grid: dx=1.200 mm, dy=1.200 mm
Maximum value of SAR (interpolated) = 0.114 W/kg

**Configuration/Ch6/Zoom Scan (7x7x7)/Cube 0:** Measurement grid: dx=5mm, dy=5mm, dz=5mm
Reference Value = 6.761 V/m; Power Drift = 0.03 dB
Peak SAR (extrapolated) = 0.156 W/kg
**SAR(1 g) = 0.082 W/kg; SAR(10 g) = 0.043 W/kg**
Maximum value of SAR (measured) = 0.116 W/kg

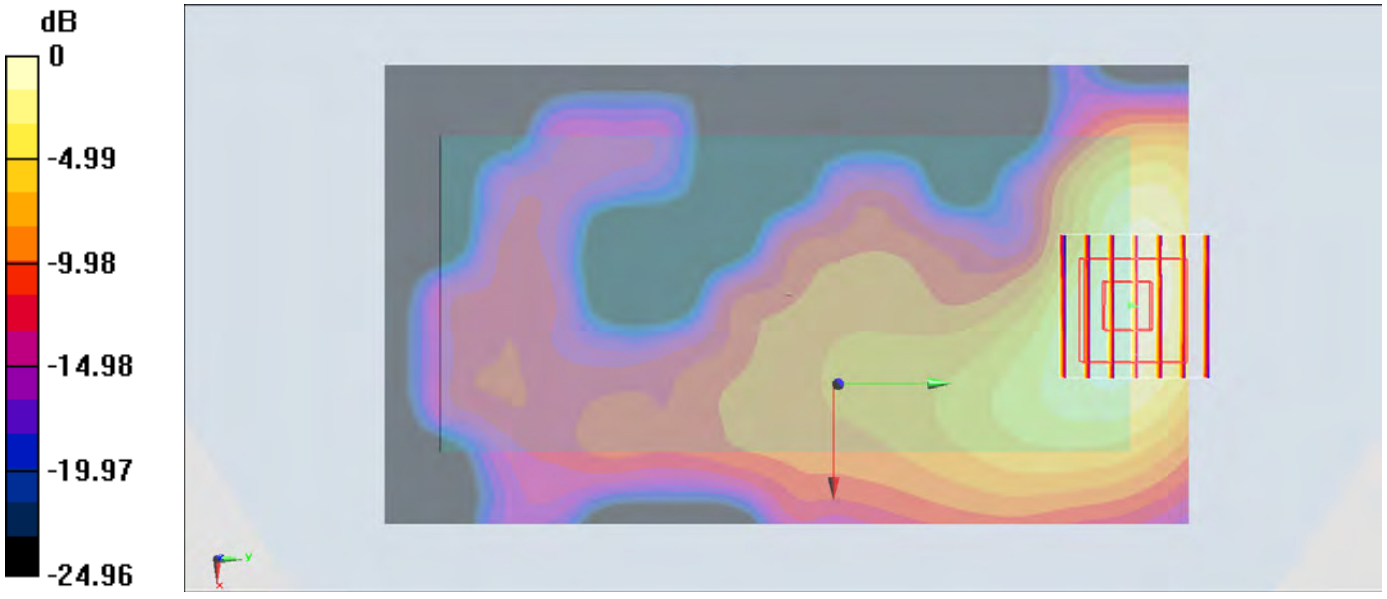


0 dB = 0.116 W/kg = -9.36 dBW/kg

## #40_WLAN5GHz_802.11a 6Mbps_Back_15mm_Ch56

Communication System: 802.11a; Frequency: 5280 MHz;Duty Cycle: 1:1.029
Medium: MSL_5G_151121 Medium parameters used: f = 5280 MHz; $\sigma$ = 5.567 S/m; $\varepsilon_r$ = 46.865; $\rho$ = 1000 kg/m$^3$
Ambient Temperature：23.3 ℃; Liquid Temperature：22.3 ℃

DASY5 Configuration:
- Probe: EX3DV4 - SN3931; ConvF(4.48, 4.48, 4.48); Calibrated: 2015/10/1;
- Sensor-Surface: 1.4mm (Mechanical Surface Detection)
- Electronics: DAE3 Sn577; Calibrated: 2015/9/24
- Phantom: SAM-Right; Type: SAM; Serial: 1795
- Measurement SW: DASY52, Version 52.8 (8);SEMCAD X Version 14.6.10 (7331)

**Configuration/Ch56/Area Scan (101x181x1):** Interpolated grid: dx=1.000 mm, dy=1.000 mm
Maximum value of SAR (interpolated) = 0.217 W/kg

**Configuration/Ch56/Zoom Scan (10x11x7)/Cube 0:** Measurement grid: dx=4mm, dy=4mm, dz=1.4mm
Reference Value = 5.944 V/m; Power Drift = -0.14 dB
Peak SAR (extrapolated) = 0.328 W/kg
**SAR(1 g) = 0.077 W/kg; SAR(10 g) = 0.025 W/kg**
Maximum value of SAR (measured) = 0.196 W/kg

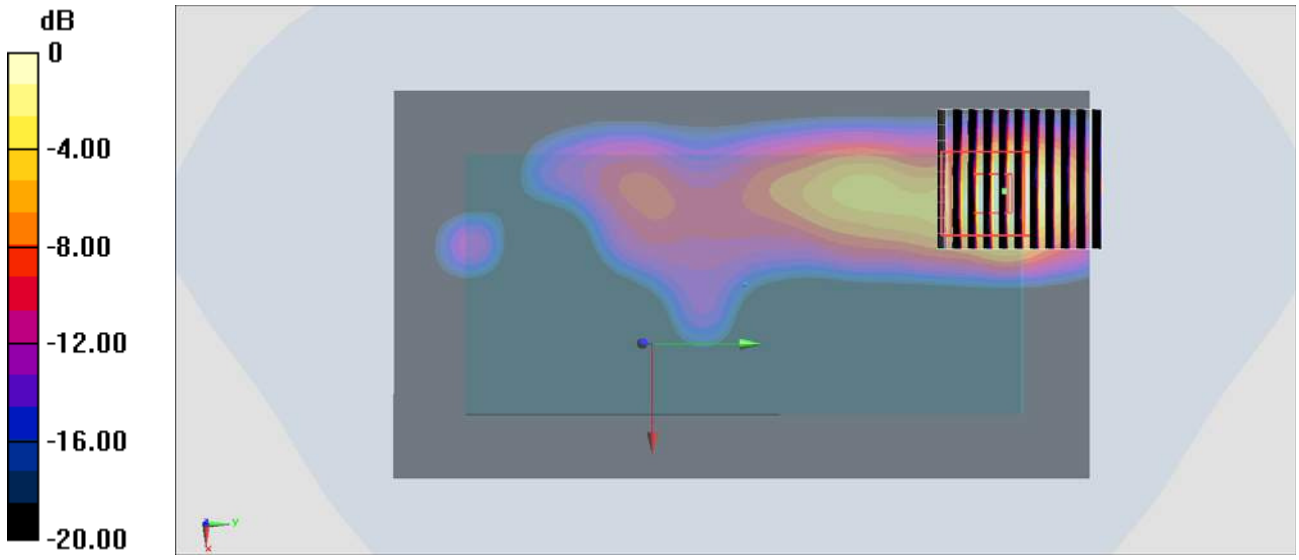


0 dB = 0.196 W/kg = -7.08 dBW/kg

## #41_WLAN5GHz_802.11a 6Mbps_Back_15mm_Ch140

Communication System: 802.11a; Frequency: 5700 MHz;Duty Cycle: 1:1.029
Medium: MSL_5G_151121 Medium parameters used: f = 5700 MHz; $\sigma$ = 6.117 S/m; $\varepsilon_r$ = 46.102; $\rho$ = 1000 kg/m$^3$
Ambient Temperature：23.3 ℃; Liquid Temperature：22.3 ℃

DASY5 Configuration:
- Probe: EX3DV4 - SN3931; ConvF(3.84, 3.84, 3.84); Calibrated: 2015/10/1;
- Sensor-Surface: 1.4mm (Mechanical Surface Detection)
- Electronics: DAE3 Sn577; Calibrated: 2015/9/24
- Phantom: SAM-Right; Type: SAM; Serial: 1795
- Measurement SW: DASY52, Version 52.8 (8);SEMCAD X Version 14.6.10 (7331)

**Configuration/Ch140/Area Scan (101x181x1):** Interpolated grid: dx=1.000 mm, dy=1.000 mm
Maximum value of SAR (interpolated) = 0.177 W/kg

**Configuration/Ch140/Zoom Scan (11x12x7)/Cube 0:** Measurement grid: dx=4mm, dy=4mm, dz=1.4mm
Reference Value = 5.541 V/m; Power Drift = 0.10 dB
Peak SAR (extrapolated) = 0.369 W/kg
**SAR(1 g) = 0.087 W/kg; SAR(10 g) = 0.027 W/kg**
Maximum value of SAR (measured) = 0.219 W/kg

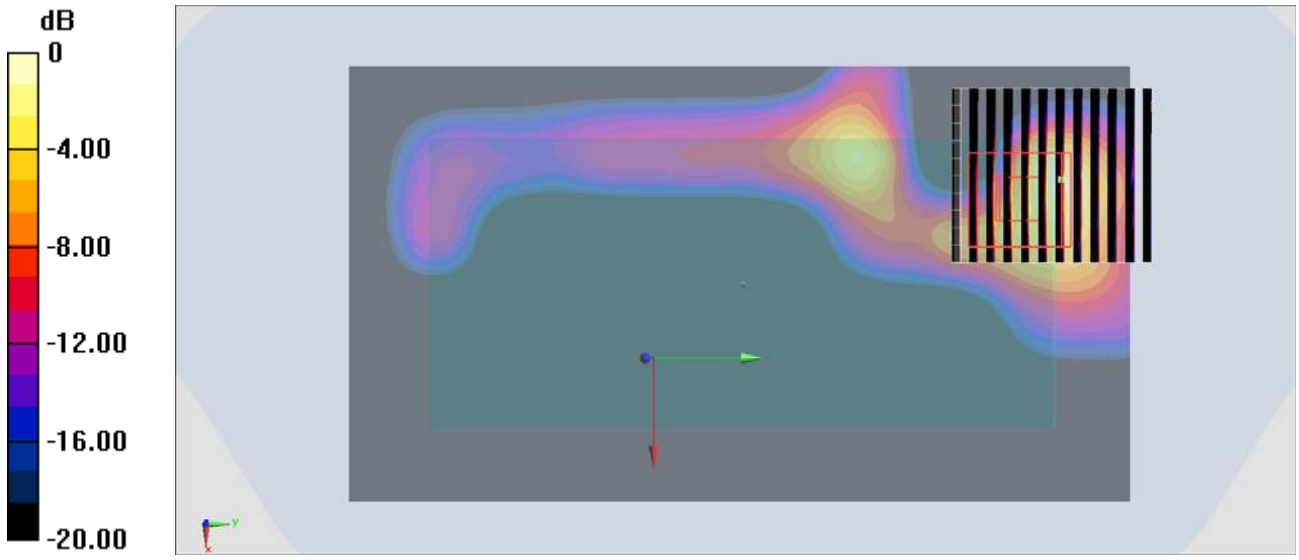


0 dB = 0.219 W/kg = -6.60 dBW/kg

## #42_WLAN5GHz_802.11a 6Mbps_Back_15mm_Ch157

Communication System: 802.11a; Frequency: 5785 MHz;Duty Cycle: 1:1.029
Medium: MSL_5G_151121 Medium parameters used: f = 5785 MHz; $\sigma$ = 6.229 S/m; $\varepsilon_r$ = 45.968; $\rho$ = 1000 kg/m$^3$
Ambient Temperature：23.3 ℃; Liquid Temperature：22.3 ℃

DASY5 Configuration:
- Probe: EX3DV4 - SN3931; ConvF(3.98, 3.98, 3.98); Calibrated: 2015/10/1;
- Sensor-Surface: 1.4mm (Mechanical Surface Detection)
- Electronics: DAE3 Sn577; Calibrated: 2015/9/24
- Phantom: SAM-Right; Type: SAM; Serial: 1795
- Measurement SW: DASY52, Version 52.8 (8);SEMCAD X Version 14.6.10 (7331)

**Configuration/Ch157/Area Scan (101x181x1):** Interpolated grid: dx=1.000 mm, dy=1.000 mm
Maximum value of SAR (interpolated) = 0.102 W/kg

**Configuration/Ch157/Zoom Scan (9x8x7)/Cube 0:** Measurement grid: dx=4mm, dy=4mm, dz=1.4mm
Reference Value = 4.728 V/m; Power Drift = 0.12 dB
Peak SAR (extrapolated) = 0.354 W/kg
**SAR(1 g) = 0.044 W/kg; SAR(10 g) = 0.014 W/kg**
Maximum value of SAR (measured) = 0.133 W/kg

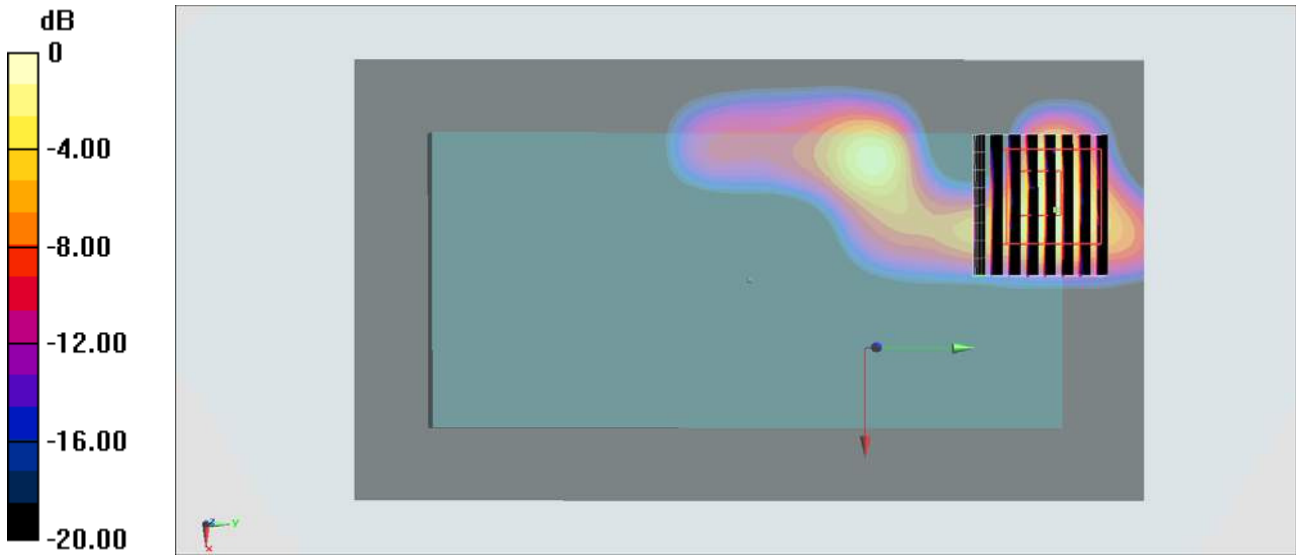


0 dB = 0.133 W/kg = -8.76 dBW/kg