#01_HAC_E_GSM850_GSM Voice_Ch128

Communication System: GSM-FDD (TDMA, GMSK); Frequency: 824.2 MHz;Duty Cycle: 1:8.3
Medium: Air Medium parameters used: $\sigma = 0$ S/m, $\varepsilon_r = 1$; $\rho = 1000$ kg/m^3
Ambient Temperature：23.5 ℃

DASY5 Configuration
- Probe: ER3DV6 - SN2358; ConvF(1, 1, 1); Calibrated: 2016/1/19;
- Sensor-Surface: (Fix Surface)
- Electronics: DAE4 Sn778; Calibrated: 2016/2/18
- Phantom: HAC Test Arch with AMCC; Type: SD HAC P01 BA;
- Measurement SW: DASY52, Version 52.8 (8); SEMCAD X Version 14.6.10 (7331)

Ch128/E Scan - ER3D: 15 mm from Probe Center to the Device/Hearing Aid Compatibility Test (101x101x1): Interpolated grid: dx=0.5000 mm, dy=0.5000 mm
Device Reference Point: 0, 0, -6.3 mm
Reference Value = 43.73 V/m; Power Drift = -0.06 dB
Applied MIF = 3.63 dB
RF audio interference level = 34.84 dBV/m
Emission category: M4

MIF scaled E-field

Grid 1 **M4** **33.45 dBV/m**	Grid 2 **M4** **33.96 dBV/m**	Grid 3 **M4** **33.72 dBV/m**
Grid 4 **M4** **33.78 dBV/m**	Grid 5 **M4** **34.42 dBV/m**	Grid 6 **M4** **34.22 dBV/m**
Grid 7 **M4** **34.1 dBV/m**	Grid 8 **M4** **34.84 dBV/m**	Grid 9 **M4** **34.62 dBV/m**

Cursor:
Total = 34.84 dBV/m
E Category: M4
Location: -3.5, 21, 8.7 mm

0 dB = 55.24 V/m = 34.85 dBV/m

#02_HAC_E_GSM850_GSM Voice_Ch189

Communication System: GSM-FDD (TDMA, GMSK); Frequency: 836.4 MHz;Duty Cycle: 1:8.3
Medium: Air Medium parameters used: $\sigma = 0$ S/m, $\varepsilon_r = 1$; $\rho = 1000$ kg/m^3
Ambient Temperature：23.5 ℃

DASY5 Configuration
- Probe: ER3DV6 - SN2358; ConvF(1, 1, 1); Calibrated: 2016/1/19;
- Sensor-Surface: (Fix Surface)
- Electronics: DAE4 Sn778; Calibrated: 2016/2/18
- Phantom: HAC Test Arch with AMCC; Type: SD HAC P01 BA;
- Measurement SW: DASY52, Version 52.8 (8); SEMCAD X Version 14.6.10 (7331)

Ch189/E Scan - ER3D: 15 mm from Probe Center to the Device/Hearing Aid Compatibility Test (101x101x1): Interpolated grid: dx=0.5000 mm, dy=0.5000 mm
Device Reference Point: 0, 0, -6.3 mm
Reference Value = 43.81 V/m; Power Drift = -0.16 dB
Applied MIF = 3.63 dB
RF audio interference level = 34.82 dBV/m
Emission category: M4

MIF scaled E-field

Grid 1 **M4** **32.96 dBV/m**	Grid 2 **M4** **33.82 dBV/m**	Grid 3 **M4** **33.73 dBV/m**
Grid 4 **M4** **33.35 dBV/m**	Grid 5 **M4** **34.31 dBV/m**	Grid 6 **M4** **34.25 dBV/m**
Grid 7 **M4** **33.9 dBV/m**	Grid 8 **M4** **34.82 dBV/m**	Grid 9 **M4** **34.68 dBV/m**

Cursor:
Total = 34.82 dBV/m
E Category: M4
Location: -4.5, 21, 8.7 mm

0 dB = 55.05 V/m = 34.82 dBV/m

#03_HAC_E_GSM850_GSM Voice_Ch251

Communication System: GSM-FDD (TDMA, GMSK); Frequency: 848.8 MHz;Duty Cycle: 1:8.3
Medium: Air Medium parameters used: $\sigma = 0$ S/m, $\varepsilon_r = 1$; $\rho = 1000$ kg/m^3
Ambient Temperature：23.5 ℃

DASY5 Configuration
- Probe: ER3DV6 - SN2358; ConvF(1, 1, 1); Calibrated: 2016/1/19;
- Sensor-Surface: (Fix Surface)
- Electronics: DAE4 Sn778; Calibrated: 2016/2/18
- Phantom: HAC Test Arch with AMCC; Type: SD HAC P01 BA;
- Measurement SW: DASY52, Version 52.8 (8); SEMCAD X Version 14.6.10 (7331)

Ch251/E Scan - ER3D: 15 mm from Probe Center to the Device/Hearing Aid Compatibility Test (101x101x1): Interpolated grid: dx=0.5000 mm, dy=0.5000 mm
Device Reference Point: 0, 0, -6.3 mm
Reference Value = 39.14 V/m; Power Drift = 0.07 dB
Applied MIF = 3.63 dB
RF audio interference level = 34.50 dBV/m
Emission category: M4

MIF scaled E-field

Grid 1 **M4** **32.24 dBV/m**	Grid 2 **M4** **33.54 dBV/m**	Grid 3 **M4** **33.51 dBV/m**
Grid 4 **M4** **32.71 dBV/m**	Grid 5 **M4** **34.07 dBV/m**	Grid 6 **M4** **34.05 dBV/m**
Grid 7 **M4** **33.28 dBV/m**	Grid 8 **M4** **34.5 dBV/m**	Grid 9 **M4** **34.44 dBV/m**

Cursor:
Total = 34.50 dBV/m
E Category: M4
Location: -5.5, 21, 8.7 mm

0 dB = 53.09 V/m = 34.50 dBV/m

#04_HAC_E_GSM1900_GSM Voice_Ch512

Communication System: GSM-FDD (TDMA, GMSK); Frequency: 1850.2 MHz;Duty Cycle: 1:8.3
Medium: Air Medium parameters used: $\sigma = 0$ S/m, $\varepsilon_r = 1$; $\rho = 1000$ kg/m^3
Ambient Temperature：23.5 ℃

DASY5 Configuration
- Probe: ER3DV6 - SN2358; ConvF(1, 1, 1); Calibrated: 2016/1/19;
- Sensor-Surface: (Fix Surface)
- Electronics: DAE4 Sn778; Calibrated: 2016/2/18
- Phantom: HAC Test Arch with AMCC; Type: SD HAC P01 BA;
- Measurement SW: DASY52, Version 52.8 (8); SEMCAD X Version 14.6.10 (7331)

Ch512/E Scan - ER3D: 15 mm from Probe Center to the Device/Hearing Aid Compatibility Test (101x101x1): Interpolated grid: dx=0.5000 mm, dy=0.5000 mm
Device Reference Point: 0, 0, -6.3 mm
Reference Value = 5.629 V/m; Power Drift = 0.10 dB
Applied MIF = 3.63 dB
RF audio interference level = 25.33 dBV/m
Emission category: M4

MIF scaled E-field

Grid 1 **M4** **22.44 dBV/m**	Grid 2 **M4** **22.44 dBV/m**	Grid 3 **M4** **21.53 dBV/m**
Grid 4 **M4** **18.99 dBV/m**	Grid 5 **M4** **21.25 dBV/m**	Grid 6 **M4** **21.23 dBV/m**
Grid 7 **M4** **23.43 dBV/m**	Grid 8 **M4** **25.33 dBV/m**	Grid 9 **M4** **25.29 dBV/m**

Cursor:
Total = 25.33 dBV/m
E Category: M4
Location: -6.5, 25, 8.7 mm



0 dB = 18.48 V/m = 25.33 dBV/m

Test Laboratory: Sporton International Inc. SAR/HAC Testing Lab Date: 2016/3/12

#05_HAC_E_GSM1900_GSM Voice_Ch661

Communication System: GSM-FDD (TDMA, GMSK); Frequency: 1880 MHz;Duty Cycle: 1:8.3
Medium: Air Medium parameters used: $\sigma = 0$ S/m, $\varepsilon_r = 1$; $\rho = 1000$ kg/m^3
Ambient Temperature：23.5 ℃

DASY5 Configuration
- Probe: ER3DV6 - SN2358; ConvF(1, 1, 1); Calibrated: 2016/1/19;
- Sensor-Surface: (Fix Surface)
- Electronics: DAE4 Sn778; Calibrated: 2016/2/18
- Phantom: HAC Test Arch with AMCC; Type: SD HAC P01 BA;
- Measurement SW: DASY52, Version 52.8 (8); SEMCAD X Version 14.6.10 (7331)

Ch661/E Scan - ER3D: 15 mm from Probe Center to the Device/Hearing Aid Compatibility Test (101x101x1): Interpolated grid: dx=0.5000 mm, dy=0.5000 mm
Device Reference Point: 0, 0, -6.3 mm
Reference Value = 5.250 V/m; Power Drift = -0.12 dB
Applied MIF = 3.63 dB
RF audio interference level = 23.15 dBV/m
Emission category: M4

MIF scaled E-field

Grid 1 **M4** **21.61 dBV/m**	Grid 2 **M4** **21.6 dBV/m**	Grid 3 **M4** **20.23 dBV/m**
Grid 4 **M4** **17.62 dBV/m**	Grid 5 **M4** **19.81 dBV/m**	Grid 6 **M4** **20.09 dBV/m**
Grid 7 **M4** **21.27 dBV/m**	Grid 8 **M4** **23.13 dBV/m**	Grid 9 **M4** **23.15 dBV/m**

Cursor:
Total = 23.15 dBV/m
E Category: M4
Location: -9.5, 25, 8.7 mm



0 dB = 14.37 V/m = 23.15 dBV/m

#06_HAC_E_GSM1900_GSM Voice_Ch810

Communication System: GSM-FDD (TDMA, GMSK); Frequency: 1909.8 MHz;Duty Cycle: 1:8.3
Medium: Air Medium parameters used: $\sigma = 0$ S/m, $\varepsilon_r = 1$; $\rho = 1000$ kg/m^3
Ambient Temperature：23.5 ℃

DASY5 Configuration
- Probe: ER3DV6 - SN2358; ConvF(1, 1, 1); Calibrated: 2016/1/19;
- Sensor-Surface: (Fix Surface)
- Electronics: DAE4 Sn778; Calibrated: 2016/2/18
- Phantom: HAC Test Arch with AMCC; Type: SD HAC P01 BA;
- Measurement SW: DASY52, Version 52.8 (8); SEMCAD X Version 14.6.10 (7331)

Ch810/E Scan - ER3D: 15 mm from Probe Center to the Device/Hearing Aid Compatibility Test (101x101x1): Interpolated grid: dx=0.5000 mm, dy=0.5000 mm
Device Reference Point: 0, 0, -6.3 mm
Reference Value = 5.262 V/m; Power Drift = 0.12 dB
Applied MIF = 3.63 dB
RF audio interference level = 22.33 dBV/m
Emission category: M4

MIF scaled E-field

Grid 1 **M4** **21.51 dBV/m**	Grid 2 **M4** **21.5 dBV/m**	Grid 3 **M4** **20.25 dBV/m**
Grid 4 **M4** **18.33 dBV/m**	Grid 5 **M4** **19.48 dBV/m**	Grid 6 **M4** **20.46 dBV/m**
Grid 7 **M4** **20.87 dBV/m**	Grid 8 **M4** **22.33 dBV/m**	Grid 9 **M4** **22.31 dBV/m**

Cursor:
Total = 22.33 dBV/m
E Category: M4
Location: -6.5, 25, 8.7 mm

0 dB = 13.07 V/m = 22.33 dBV/m

#07_HAC_E_LTE Band 41_20M_QPSK_1_0_Ch39750

Communication System: LTE-TDD (SC-FDMA, 1 RB, 20 MHz, QPSK); Frequency: 2506 MHz;Duty Cycle: 1:1.59
Medium: Air Medium parameters used: $\sigma = 0$ S/m, $\varepsilon_r = 1$; $\rho = 1000$ kg/m^3
Ambient Temperature：23.5 ℃

DASY5 Configuration
- Probe: ER3DV6 - SN2358; ConvF(1, 1, 1); Calibrated: 2016/1/19;
- Sensor-Surface: (Fix Surface)
- Electronics: DAE3 Sn495; Calibrated: 2015/5/22
- Phantom: HAC Test Arch with AMCC; Type: SD HAC P01 BA;
- Measurement SW: DASY52, Version 52.8 (8); SEMCAD X Version 14.6.10 (7331)

Ch39750/E Scan - ER3D: 15 mm from Probe Center to the Device/Hearing Aid Compatibility Test (101x101x1): Interpolated grid: dx=0.5000 mm, dy=0.5000 mm
Device Reference Point: 0, 0, -6.3 mm
Reference Value = 11.39 V/m; Power Drift = -0.03 dB
Applied MIF = -1.62 dB
RF audio interference level = 24.96 dBV/m
Emission category: M4

MIF scaled E-field

Grid 1 **M4** **20.82 dBV/m**	Grid 2 **M4** **19.9 dBV/m**	Grid 3 **M4** **20.83 dBV/m**
Grid 4 **M4** **22.5 dBV/m**	Grid 5 **M4** **21.44 dBV/m**	Grid 6 **M4** **21.93 dBV/m**
Grid 7 **M4** **24.96 dBV/m**	Grid 8 **M4** **23.56 dBV/m**	Grid 9 **M4** **23.57 dBV/m**

Cursor:
Total = 24.96 dBV/m
E Category: M4
Location: 25, 25, 8.7 mm

0 dB = 17.69 V/m = 24.95 dBV/m

#08_HAC_E_LTE Band 41_20M_QPSK_1_49_Ch40185

Communication System: LTE-TDD (SC-FDMA, 1 RB, 20 MHz, QPSK); Frequency: 2549.5 MHz;Duty Cycle: 1:1.59
Medium: Air Medium parameters used: $\sigma = 0$ S/m, $\varepsilon_r = 1$; $\rho = 1000$ kg/m^3
Ambient Temperature：23.5 ℃

DASY5 Configuration
- Probe: ER3DV6 - SN2358; ConvF(1, 1, 1); Calibrated: 2016/1/19;
- Sensor-Surface: (Fix Surface)
- Electronics: DAE3 Sn495; Calibrated: 2015/5/22
- Phantom: HAC Test Arch with AMCC; Type: SD HAC P01 BA;
- Measurement SW: DASY52, Version 52.8 (8); SEMCAD X Version 14.6.10 (7331)

Ch40185/E Scan - ER3D: 15 mm from Probe Center to the Device/Hearing Aid Compatibility Test (101x101x1): Interpolated grid: dx=0.5000 mm, dy=0.5000 mm
Device Reference Point: 0, 0, -6.3 mm
Reference Value = 11.97 V/m; Power Drift = -0.08 dB
Applied MIF = -1.62 dB
RF audio interference level = 26.01 dBV/m
Emission category: M4

MIF scaled E-field

Grid 1 **M4** **22.64 dBV/m**	Grid 2 **M4** **21.43 dBV/m**	Grid 3 **M4** **22.75 dBV/m**
Grid 4 **M4** **23.93 dBV/m**	Grid 5 **M4** **22.83 dBV/m**	Grid 6 **M4** **23.21 dBV/m**
Grid 7 **M4** **26.01 dBV/m**	Grid 8 **M4** **25.51 dBV/m**	Grid 9 **M4** **25.51 dBV/m**

Cursor:
Total = 26.01 dBV/m
E Category: M4
Location: 25, 25, 8.7 mm

0 dB = 19.98 V/m = 26.01 dBV/m

#09_HAC_E_LTE Band 41_20M_QPSK_1_49_Ch40620

Communication System: LTE-TDD (SC-FDMA, 1 RB, 20 MHz, QPSK); Frequency: 2593 MHz;Duty Cycle: 1:1.59
Medium: Air Medium parameters used: $\sigma = 0$ S/m, $\varepsilon_r = 1$; $\rho = 1000$ kg/m^3
Ambient Temperature：23.5 ℃

DASY5 Configuration
- Probe: ER3DV6 - SN2358; ConvF(1, 1, 1); Calibrated: 2016/1/19;
- Sensor-Surface: (Fix Surface)
- Electronics: DAE3 Sn495; Calibrated: 2015/5/22
- Phantom: HAC Test Arch with AMCC; Type: SD HAC P01 BA;
- Measurement SW: DASY52, Version 52.8 (8); SEMCAD X Version 14.6.10 (7331)

Ch40620/E Scan - ER3D: 15 mm from Probe Center to the Device/Hearing Aid Compatibility Test (101x101x1): Interpolated grid: dx=0.5000 mm, dy=0.5000 mm
Device Reference Point: 0, 0, -6.3 mm
Reference Value = 10.53 V/m; Power Drift = -0.19 dB
Applied MIF = -1.62 dB
RF audio interference level = 25.05 dBV/m
Emission category: M4

MIF scaled E-field

Grid 1 **M4** **19.31 dBV/m**	Grid 2 **M4** **19.51 dBV/m**	Grid 3 **M4** **21 dBV/m**
Grid 4 **M4** **22.28 dBV/m**	Grid 5 **M4** **21.38 dBV/m**	Grid 6 **M4** **22.06 dBV/m**
Grid 7 **M4** **25.05 dBV/m**	Grid 8 **M4** **23.71 dBV/m**	Grid 9 **M4** **23.73 dBV/m**

Cursor:
Total = 25.05 dBV/m
E Category: M4
Location: 25, 25, 8.7 mm



0 dB = 17.88 V/m = 25.05 dBV/m

#10_HAC_E_LTE Band 41_20M_QPSK_1_49_Ch41055

Communication System: LTE-TDD (SC-FDMA, 1 RB, 20 MHz, QPSK); Frequency: 2636.5 MHz;Duty Cycle: 1:1.59
Medium: Air Medium parameters used: $\sigma = 0$ S/m, $\varepsilon_r = 1$; $\rho = 1000$ kg/m^3
Ambient Temperature：23.5 ℃

DASY5 Configuration
- Probe: ER3DV6 - SN2358; ConvF(1, 1, 1); Calibrated: 2016/1/19;
- Sensor-Surface: (Fix Surface)
- Electronics: DAE3 Sn495; Calibrated: 2015/5/22
- Phantom: HAC Test Arch with AMCC; Type: SD HAC P01 BA;
- Measurement SW: DASY52, Version 52.8 (8); SEMCAD X Version 14.6.10 (7331)

Ch41055/E Scan - ER3D: 15 mm from Probe Center to the Device/Hearing Aid Compatibility Test (101x101x1): Interpolated grid: dx=0.5000 mm, dy=0.5000 mm
Device Reference Point: 0, 0, -6.3 mm
Reference Value = 8.927 V/m; Power Drift = -0.10 dB
Applied MIF = -1.62 dB
RF audio interference level = 23.84 dBV/m
Emission category: M4

MIF scaled E-field

Grid 1 **M4** **18.13 dBV/m**	Grid 2 **M4** **18.32 dBV/m**	Grid 3 **M4** **19.29 dBV/m**
Grid 4 **M4** **21.4 dBV/m**	Grid 5 **M4** **18.79 dBV/m**	Grid 6 **M4** **19.41 dBV/m**
Grid 7 **M4** **23.84 dBV/m**	Grid 8 **M4** **21.51 dBV/m**	Grid 9 **M4** **21.57 dBV/m**

Cursor:
Total = 23.84 dBV/m
E Category: M4
Location: 25, 25, 8.7 mm



0 dB = 15.56 V/m = 23.84 dBV/m

#11_HAC_E_LTE Band 41_20M_QPSK_1_0_Ch41490

Communication System: LTE-TDD (SC-FDMA, 1 RB, 20 MHz, QPSK); Frequency: 2680 MHz;Duty Cycle: 1:1.59
Medium: Air Medium parameters used: $\sigma = 0$ S/m, $\varepsilon_r = 1$; $\rho = 1000$ kg/m^3
Ambient Temperature：23.5 ℃

DASY5 Configuration
- Probe: ER3DV6 - SN2358; ConvF(1, 1, 1); Calibrated: 2016/1/19;
- Sensor-Surface: (Fix Surface)
- Electronics: DAE3 Sn495; Calibrated: 2015/5/22
- Phantom: HAC Test Arch with AMCC; Type: SD HAC P01 BA;
- Measurement SW: DASY52, Version 52.8 (8); SEMCAD X Version 14.6.10 (7331)

Ch41490/E Scan - ER3D: 15 mm from Probe Center to the Device/Hearing Aid Compatibility Test (101x101x1): Interpolated grid: dx=0.5000 mm, dy=0.5000 mm
Device Reference Point: 0, 0, -6.3 mm
Reference Value = 7.562 V/m; Power Drift = -0.01 dB
Applied MIF = -1.62 dB
RF audio interference level = 22.92 dBV/m
Emission category: M4

MIF scaled E-field

Grid 1 **M4** **18.82 dBV/m**	Grid 2 **M4** **16.83 dBV/m**	Grid 3 **M4** **18.22 dBV/m**
Grid 4 **M4** **20.51 dBV/m**	Grid 5 **M4** **17.43 dBV/m**	Grid 6 **M4** **18.71 dBV/m**
Grid 7 **M4** **22.92 dBV/m**	Grid 8 **M4** **20.54 dBV/m**	Grid 9 **M4** **20.68 dBV/m**

Cursor:
Total = 22.92 dBV/m
E Category: M4
Location: 25, 25, 8.7 mm

0 dB = 14.00 V/m = 22.92 dBV/m

#12_HAC_E_LTE Band 41_20M_16QAM_1_49_Ch39750

Communication System: LTE-TDD (SC-FDMA, 1 RB, 20 MHz, 16-QAM); Frequency: 2506 MHz;Duty Cycle: 1:1.59
Medium: Air Medium parameters used: $\sigma = 0$ S/m, $\varepsilon_r = 1$; $\rho = 1000$ kg/m^3
Ambient Temperature：23.5 ℃

DASY5 Configuration
- Probe: ER3DV6 - SN2358; ConvF(1, 1, 1); Calibrated: 2016/1/19;
- Sensor-Surface: (Fix Surface)
- Electronics: DAE3 Sn495; Calibrated: 2015/5/22
- Phantom: HAC Test Arch with AMCC; Type: SD HAC P01 BA;
- Measurement SW: DASY52, Version 52.8 (8); SEMCAD X Version 14.6.10 (7331)

Ch39750/E Scan - ER3D: 15 mm from Probe Center to the Device/Hearing Aid Compatibility Test (101x101x1): Interpolated grid: dx=0.5000 mm, dy=0.5000 mm
Device Reference Point: 0, 0, -6.3 mm
Reference Value = 10.18 V/m; Power Drift = 0.01 dB
Applied MIF = -1.44 dB
RF audio interference level = 24.33 dBV/m
Emission category: M4

MIF scaled E-field

Grid 1 **M4** **19.6 dBV/m**	Grid 2 **M4** **19.65 dBV/m**	Grid 3 **M4** **20.85 dBV/m**
Grid 4 **M4** **21.89 dBV/m**	Grid 5 **M4** **21.34 dBV/m**	Grid 6 **M4** **21.94 dBV/m**
Grid 7 **M4** **24.33 dBV/m**	Grid 8 **M4** **23.25 dBV/m**	Grid 9 **M4** **23.33 dBV/m**

Cursor:
Total = 24.33 dBV/m
E Category: M4
Location: 25, 25, 8.7 mm

0 dB = 16.46 V/m = 24.33 dBV/m

#13_HAC_E_LTE Band 41_20M_16QAM_1_49_Ch40185

Communication System: LTE-TDD (SC-FDMA, 1 RB, 20 MHz, 16-QAM); Frequency: 2549.5 MHz; Duty Cycle: 1:1.59
Medium: Air Medium parameters used: $\sigma = 0$ S/m, $\varepsilon_r = 1$; $\rho = 1000$ kg/m^3
Ambient Temperature：23.5 ℃

DASY5 Configuration
- Probe: ER3DV6 - SN2358; ConvF(1, 1, 1); Calibrated: 2016/1/19;
- Sensor-Surface: (Fix Surface)
- Electronics: DAE3 Sn495; Calibrated: 2015/5/22
- Phantom: HAC Test Arch with AMCC; Type: SD HAC P01 BA;
- Measurement SW: DASY52, Version 52.8 (8); SEMCAD X Version 14.6.10 (7331)

Ch40185/E Scan - ER3D: 15 mm from Probe Center to the Device/Hearing Aid Compatibility Test (101x101x1): Interpolated grid: dx=0.5000 mm, dy=0.5000 mm
Device Reference Point: 0, 0, -6.3 mm
Reference Value = 10.47 V/m; Power Drift = -0.00 dB
Applied MIF = -1.44 dB
RF audio interference level = 24.63 dBV/m
Emission category: M4

MIF scaled E-field

Grid 1 **M4** **21.41 dBV/m**	Grid 2 **M4** **20.11 dBV/m**	Grid 3 **M4** **21.51 dBV/m**
Grid 4 **M4** **22.71 dBV/m**	Grid 5 **M4** **21.56 dBV/m**	Grid 6 **M4** **21.89 dBV/m**
Grid 7 **M4** **24.63 dBV/m**	Grid 8 **M4** **24.21 dBV/m**	Grid 9 **M4** **24.19 dBV/m**

Cursor:
Total = 24.63 dBV/m
E Category: M4
Location: 25, 25, 8.7 mm



0 dB = 17.04 V/m = 24.63 dBV/m

#14_HAC_E_LTE Band 41_20M_16QAM_1_49_Ch40620

Communication System: LTE-TDD (SC-FDMA, 1 RB, 20 MHz, 16-QAM); Frequency: 2593 MHz;Duty Cycle: 1:1.59
Medium: Air Medium parameters used: $\sigma = 0$ S/m, $\varepsilon_r = 1$; $\rho = 1000$ kg/m^3
Ambient Temperature：23.5 ℃

DASY5 Configuration
- Probe: ER3DV6 - SN2358; ConvF(1, 1, 1); Calibrated: 2016/1/19;
- Sensor-Surface: (Fix Surface)
- Electronics: DAE3 Sn495; Calibrated: 2015/5/22
- Phantom: HAC Test Arch with AMCC; Type: SD HAC P01 BA;
- Measurement SW: DASY52, Version 52.8 (8); SEMCAD X Version 14.6.10 (7331)

Ch40620/E Scan - ER3D: 15 mm from Probe Center to the Device/Hearing Aid Compatibility Test (101x101x1): Interpolated grid: dx=0.5000 mm, dy=0.5000 mm
Device Reference Point: 0, 0, -6.3 mm
Reference Value = 9.046 V/m; Power Drift = -0.01 dB
Applied MIF = -1.44 dB
RF audio interference level = 23.44 dBV/m
Emission category: M4

MIF scaled E-field

Grid 1 **M4** **17.83 dBV/m**	Grid 2 **M4** **18.24 dBV/m**	Grid 3 **M4** **19.49 dBV/m**
Grid 4 **M4** **20.6 dBV/m**	Grid 5 **M4** **20.08 dBV/m**	Grid 6 **M4** **20.53 dBV/m**
Grid 7 **M4** **23.44 dBV/m**	Grid 8 **M4** **22.37 dBV/m**	Grid 9 **M4** **22.37 dBV/m**

Cursor:
Total = 23.44 dBV/m
E Category: M4
Location: 25, 25, 8.7 mm



0 dB = 14.86 V/m = 23.44 dBV/m

#15_HAC_E_LTE Band 41_20M_16QAM_1_49_Ch41055

Communication System: LTE-TDD (SC-FDMA, 1 RB, 20 MHz, 16-QAM); Frequency: 2636.5 MHz;Duty Cycle: 1:1.59
Medium: Air Medium parameters used: $\sigma = 0$ S/m, $\varepsilon_r = 1$; $\rho = 1000$ kg/m^3
Ambient Temperature：23.5 ℃

DASY5 Configuration
- Probe: ER3DV6 - SN2358; ConvF(1, 1, 1); Calibrated: 2016/1/19;
- Sensor-Surface: (Fix Surface)
- Electronics: DAE3 Sn495; Calibrated: 2015/5/22
- Phantom: HAC Test Arch with AMCC; Type: SD HAC P01 BA;
- Measurement SW: DASY52, Version 52.8 (8); SEMCAD X Version 14.6.10 (7331)

Ch41055/E Scan - ER3D: 15 mm from Probe Center to the Device/Hearing Aid Compatibility Test (101x101x1): Interpolated grid: dx=0.5000 mm, dy=0.5000 mm
Device Reference Point: 0, 0, -6.3 mm
Reference Value = 8.058 V/m; Power Drift = -0.15 dB
Applied MIF = -1.44 dB
RF audio interference level = 22.46 dBV/m
Emission category: M4

MIF scaled E-field

Grid 1 **M4** **17.07 dBV/m**	Grid 2 **M4** **16.79 dBV/m**	Grid 3 **M4** **17.92 dBV/m**
Grid 4 **M4** **20 dBV/m**	Grid 5 **M4** **17.78 dBV/m**	Grid 6 **M4** **18.12 dBV/m**
Grid 7 **M4** **22.46 dBV/m**	Grid 8 **M4** **20.52 dBV/m**	Grid 9 **M4** **20.53 dBV/m**

Cursor:
Total = 22.46 dBV/m
E Category: M4
Location: 25, 25, 8.7 mm

0 dB = 13.27 V/m = 22.46 dBV/m

#16_HAC_E_LTE Band 41_20M_16QAM_1_49_Ch41490

Communication System: LTE-TDD (SC-FDMA, 1 RB, 20 MHz, 16-QAM); Frequency: 2680 MHz;Duty Cycle: 1:1.59
Medium: Air Medium parameters used: $\sigma = 0$ S/m, $\varepsilon_r = 1$; $\rho = 1000$ kg/m^3
Ambient Temperature：23.5 ℃

DASY5 Configuration
- Probe: ER3DV6 - SN2358; ConvF(1, 1, 1); Calibrated: 2016/1/19;
- Sensor-Surface: (Fix Surface)
- Electronics: DAE3 Sn495; Calibrated: 2015/5/22
- Phantom: HAC Test Arch with AMCC; Type: SD HAC P01 BA;
- Measurement SW: DASY52, Version 52.8 (8); SEMCAD X Version 14.6.10 (7331)

Ch41490/E Scan - ER3D: 15 mm from Probe Center to the Device/Hearing Aid Compatibility Test (101x101x1): Interpolated grid: dx=0.5000 mm, dy=0.5000 mm
Device Reference Point: 0, 0, -6.3 mm
Reference Value = 7.223 V/m; Power Drift = -0.14 dB
Applied MIF = -1.44 dB
RF audio interference level = 21.39 dBV/m
Emission category: M4

MIF scaled E-field

Grid 1 **M4** **17.75 dBV/m**	Grid 2 **M4** **15.42 dBV/m**	Grid 3 **M4** **16.22 dBV/m**
Grid 4 **M4** **19.23 dBV/m**	Grid 5 **M4** **16.59 dBV/m**	Grid 6 **M4** **17.41 dBV/m**
Grid 7 **M4** **21.39 dBV/m**	Grid 8 **M4** **19.93 dBV/m**	Grid 9 **M4** **19.92 dBV/m**

Cursor:
Total = 21.39 dBV/m
E Category: M4
Location: 25, 25, 8.7 mm

0 dB = 11.73 V/m = 21.39 dBV/m