**HIGH CHANNEL HORIZONTAL**

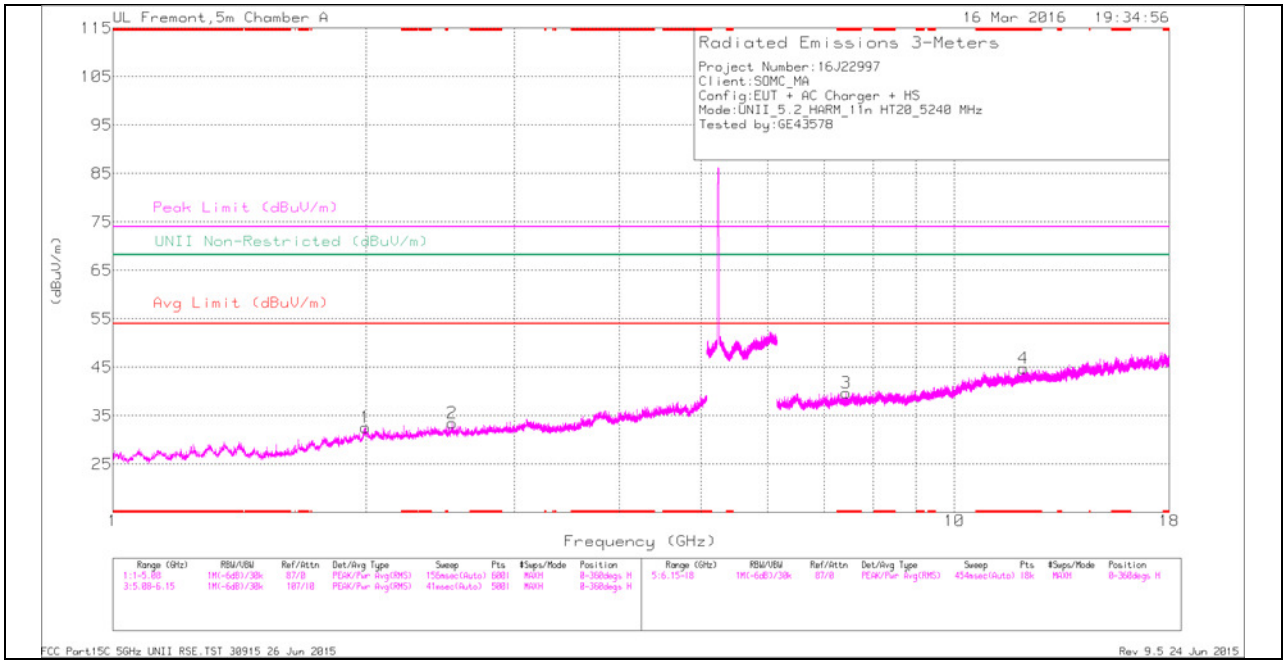


Note: Emission was scanned up to 40GHz; No emissions were detected above the noise floor which was at least 20dB below the specification limit.


*This report shall not be reproduced except in full, without the written approval of UL Verification Services Inc.*

**HIGH CHANNEL VERTICAL**

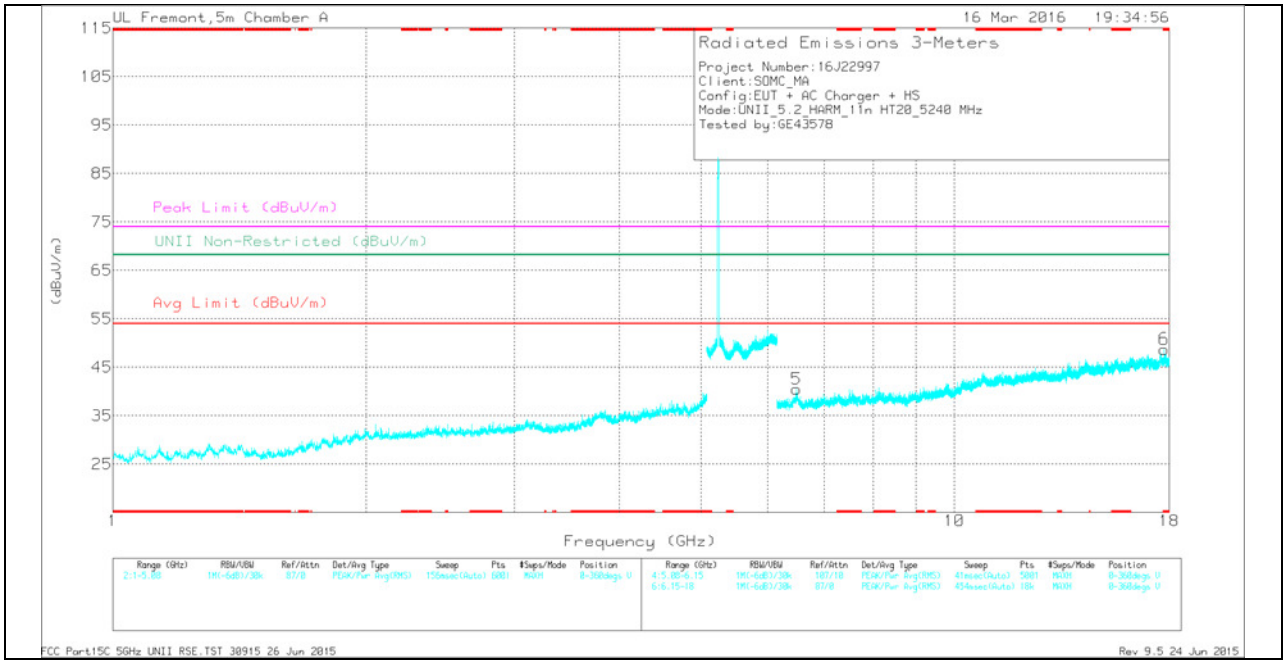


Note: Emission was scanned up to 40GHz; No emissions were detected above the noise floor which was at least 20dB below the specification limit.





*This report shall not be reproduced except in full, without the written approval of UL Verification Services Inc.*

## HIGH CHANNEL DATA

*TRACE MARKERS*

| Marker | Frequency (GHz) | Meter Reading (dBuV) | Det | AF T346 (db/m) | Amp/Cbl/ Fltr/Pad (dB) | DC Corr (dB) | Corrected Reading (dBuV/m) | Avg Limit (dBuV/m) | Margin (dB) | Peak Limit (dBuV/m) | PK Margin (dB) | UNII Non-Restricted (dBuV/m) | PK Margin (dB) | Azimuth (Degs) | Height (cm) | Polarity |
|---|---|---|---|---|---|---|---|---|---|---|---|---|---|---|---|---|
| 3 | * 7.43 | 30.11 | Pk | 35.8 | -26.2 | 0 | 39.71 | - | - | 74 | -34.29 | - | - | 0-360 | 100 | H |
| 4 | * 12.078 | 28.64 | Pk | 38.9 | -22.8 | 0 | 44.74 | - | - | 74 | -29.26 | - | - | 0-360 | 100 | H |
| 6 | * 17.747 | 29.45 | Pk | 41 | -21.7 | 0 | 48.75 | - | - | 74 | -25.25 | - | - | 0-360 | 100 | V |
| 1 | 1.994 | 35.52 | Pk | 31.6 | -34.5 | 0 | 32.62 | - | - | - | - | 68.2 | -35.58 | 0-360 | 100 | H |
| 2 | 2.529 | 35.25 | Pk | 32.4 | -34.2 | 0 | 33.45 | - | - | - | - | 68.2 | -34.75 | 0-360 | 100 | H |
| 5 | 6.494 | 31.34 | Pk | 35.6 | -26.4 | 0 | 40.54 | - | - | - | - | 68.2 | -27.66 | 0-360 | 100 | V |

* - indicates frequency in CFR15.205/IC 8.10 Restricted Band

Pk - Peak detector

*RADIATED EMISSIONS*

| Frequency (GHz) | Meter Reading (dBuV) | Det | AF T346 (db/m) | Amp/Cbl/Fl tr/Pad (dB) | DC Corr (dB) | Corrected Reading (dBuV/m) | Avg Limit (dBuV/m) | Margin (dB) | Peak Limit (dBuV/m) | PK Margin (dB) | UNII Non-Restricted (dBuV/m) | PK Margin (dB) | Azimuth (Degs) | Height (cm) | Polarity |
|---|---|---|---|---|---|---|---|---|---|---|---|---|---|---|---|
| * 7.431 | 37.72 | PK-U | 35.8 | -26.2 | 0 | 47.32 | - | - | 74 | -26.68 | - | - | 247 | 100 | H |
| * 7.43 | 25.15 | ADR | 35.8 | -26.2 | 0 | 34.75 | 54 | -19.25 | - | - | - | - | 247 | 100 | H |
| * 12.078 | 35.8 | PK-U | 38.9 | -22.8 | 0 | 51.9 | - | - | 74 | -22.1 | - | - | 200 | 100 | H |
| * 12.078 | 23.56 | ADR | 38.9 | -22.8 | 0 | 39.66 | 54 | -14.34 | - | - | - | - | 200 | 100 | H |
| * 17.748 | 36.11 | PK-U | 41 | -21.7 | 0 | 55.41 | - | - | 74 | -18.59 | - | - | 51 | 100 | V |
| * 17.746 | 24.46 | ADR | 41 | -21.7 | 0 | 43.76 | 54 | -10.24 | - | - | - | - | 51 | 100 | V |
| 1.995 | 43.51 | PK-U | 31.7 | -34.5 | 0 | 40.71 | - | - | - | - | 68.2 | -27.49 | 14 | 100 | H |
| 2.529 | 42.86 | PK-U | 32.4 | -34.2 | 0 | 41.06 | - | - | - | - | 68.2 | -27.14 | 31 | 100 | H |
| 6.494 | 38.92 | PK-U | 35.6 | -26.4 | 0 | 48.12 | - | - | - | - | 68.2 | -20.08 | 184 | 100 | V |

* - indicates frequency in CFR15.205/IC 8.10 Restricted Band

PK-U - U-NII: Maximum Peak

ADR - U-NII AD primary method, RMS average



UL VERIFICATION SERVICES INC. FORM NO: CCSUP4701H
47173 BENICIA STREET, FREMONT, CA 94538, USA TEL: (510) 771-1000 FAX: (510) 661-0888

*This report shall not be reproduced except in full, without the written approval of UL Verification Services Inc.*

## 9.1.3. TX ABOVE 1 GHz 802.11n HT40 MODE IN THE 5.2 GHz BAND RESTRICTED BANDEDGE (LOW CHANNEL)

### HORIZONTAL PEAK AND AVERAGE PLOT

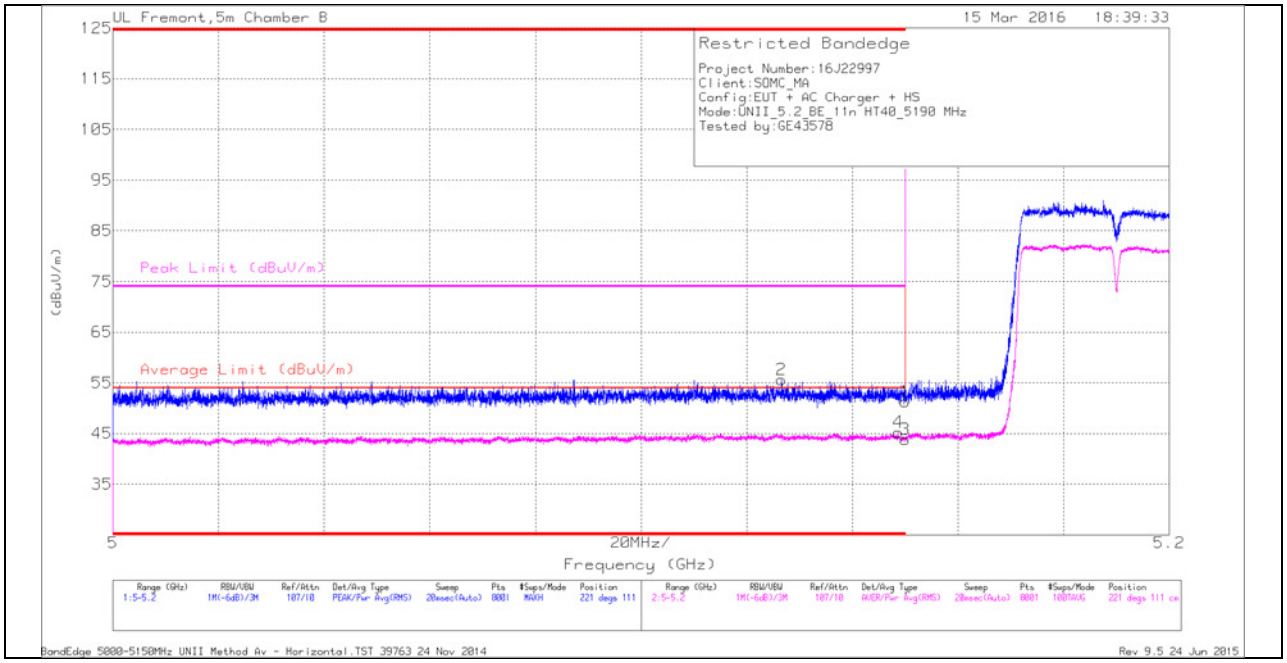


### HORIZONTAL DATA

Trace Markers

| Marker | Frequency (GHz) | Meter Reading (dBuV) | Det | AF T344 (dB/m) | Amp/Cbl/Flt r/Pad (dB) | DC Corr (dB) | Corrected Reading (dBuV/m) | Average Limit (dBuV/m) | Margin (dB) | Peak Limit (dBuV/m) | PK Margin (dB) | Azimuth (Degs) | Height (cm) | Polarity |
|---|---|---|---|---|---|---|---|---|---|---|---|---|---|---|
| 2 | * 5.127 | 40.82 | Pk | 34.2 | -19.4 | 0 | 55.62 | - | - | 74 | -18.38 | 221 | 111 | H |
| 4 | * 5.149 | 30.54 | RMS | 34.3 | -19.7 | .12 | 45.26 | 54 | -8.74 | - | - | 221 | 111 | H |
| 1 | * 5.15 | 36.85 | Pk | 34.3 | -19.9 | 0 | 51.25 | - | - | 74 | -22.75 | 221 | 111 | H |
| 3 | * 5.15 | 29.36 | RMS | 34.3 | -19.9 | .12 | 43.88 | 54 | -10.12 | - | - | 221 | 111 | H |

* - indicates frequency in CFR15.205/IC 8.10 Restricted Band

Pk - Peak detector

RMS - RMS detection


*This report shall not be reproduced except in full, without the written approval of UL Verification Services Inc.*

## VERTICAL PEAK AND AVERAGE PLOT

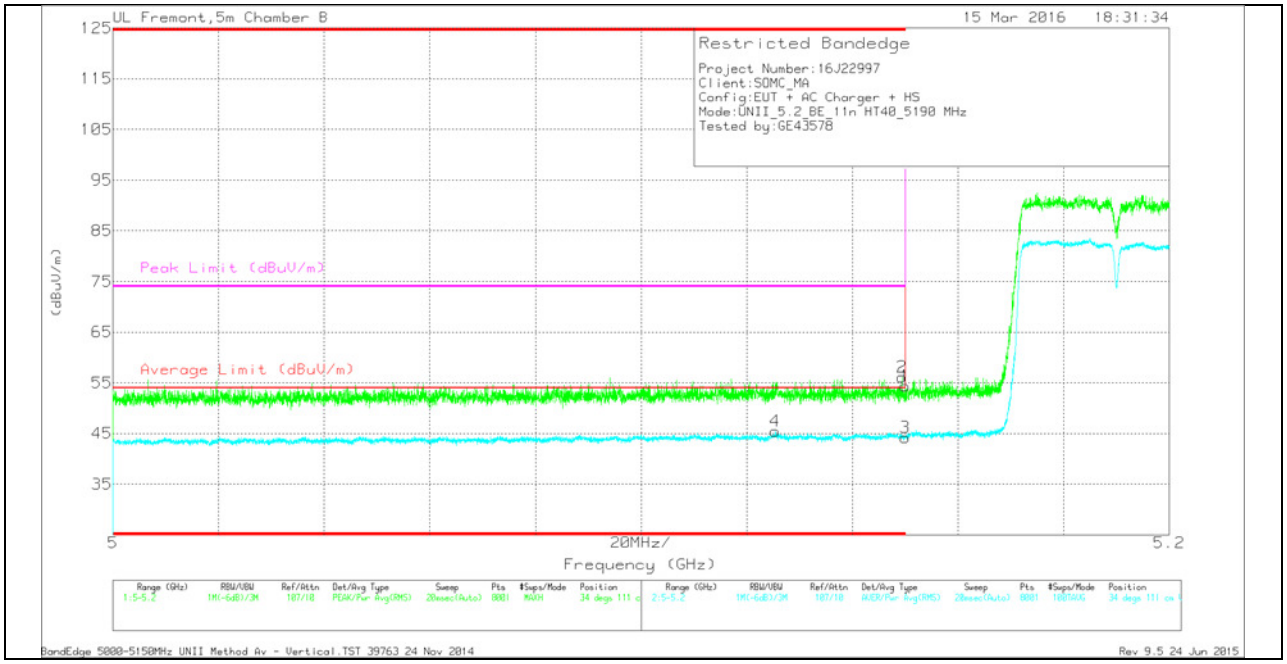


## VERTICAL DATA

Trace Markers

| Marker | Frequency (GHz) | Meter Reading (dBuV) | Det | AF T344 (dB/m) | Amp/Cbl/Flt r/Pad (dB) | DC Corr (dB) | Corrected Reading (dBuV/m) | Average Limit (dBuV/m) | Margin (dB) | Peak Limit (dBuV/m) | PK Margin (dB) | Azimuth (Degs) | Height (cm) | Polarity |
|---|---|---|---|---|---|---|---|---|---|---|---|---|---|---|
| 4 | * 5.125 | 30.42 | RMS | 34.2 | -19.3 | .12 | 45.44 | 54 | -8.56 | - | - | 34 | 111 | V |
| 2 | * 5.149 | 41.71 | Pk | 34.3 | -19.9 | 0 | 56.11 | - | - | 74 | -17.89 | 34 | 111 | V |
| 1 | * 5.15 | 40 | Pk | 34.3 | -19.9 | 0 | 54.4 | - | - | 74 | -19.6 | 34 | 111 | V |
| 3 | * 5.15 | 29.67 | RMS | 34.3 | -19.9 | .12 | 44.19 | 54 | -9.81 | - | - | 34 | 111 | V |

* - indicates frequency in CFR15.205/IC 8.10 Restricted Band

Pk - Peak detector

RMS - RMS detection



UL VERIFICATION SERVICES INC. FORM NO: CCSUP4701H
47173 BENICIA STREET, FREMONT, CA 94538, USA TEL: (510) 771-1000 FAX: (510) 661-0888

*This report shall not be reproduced except in full, without the written approval of UL Verification Services Inc.*

# HARMONICS AND SPURIOUS EMISSIONS

## LOW CHANNEL HORIZONTAL

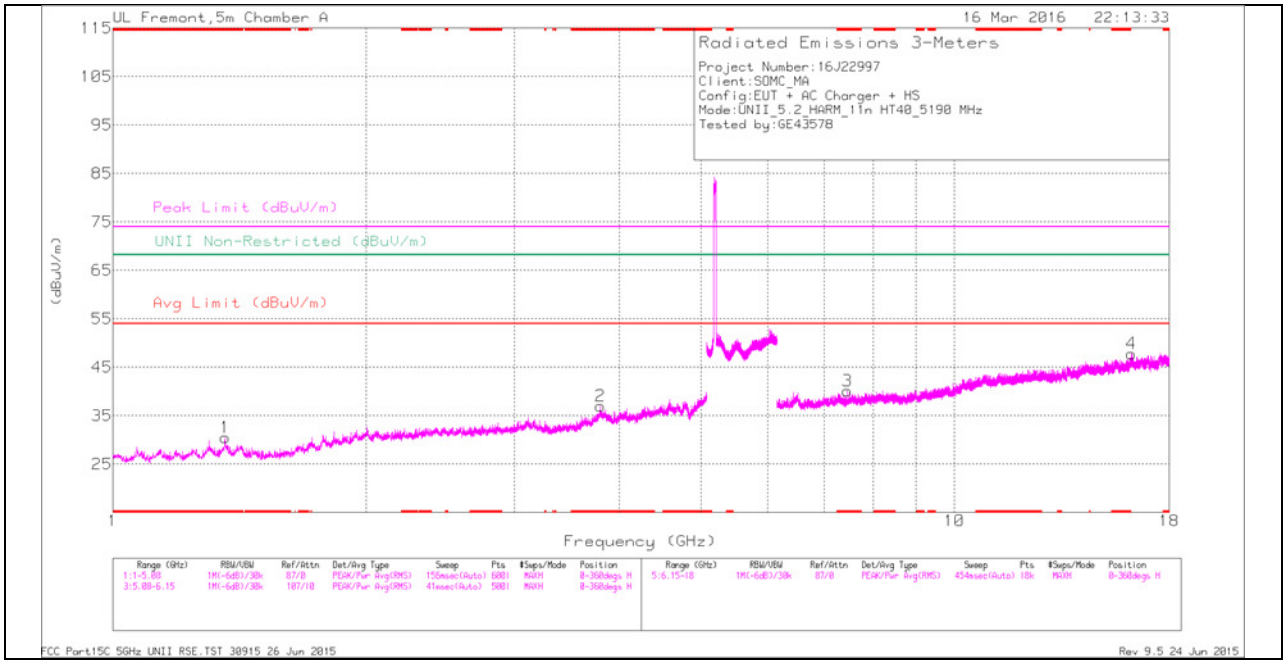


Note: Emission was scanned up to 40GHz; No emissions were detected above the noise floor which was at least 20dB below the specification limit.



UL VERIFICATION SERVICES INC. FORM NO: CCSUP4701H
47173 BENICIA STREET, FREMONT, CA 94538, USA TEL: (510) 771-1000 FAX: (510) 661-0888

*This report shall not be reproduced except in full, without the written approval of UL Verification Services Inc.*

**LOW CHANNEL VERTICAL**

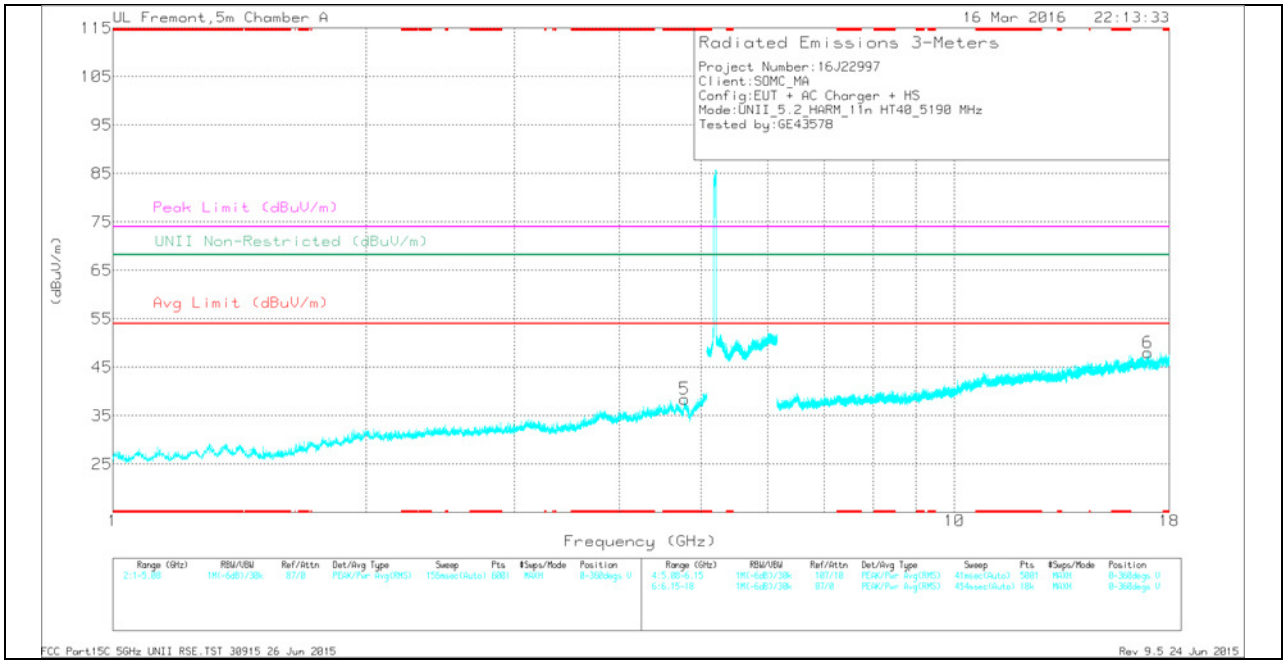


Note: Emission was scanned up to 40GHz; No emissions were detected above the noise floor which was at least 20dB below the specification limit.


*This report shall not be reproduced except in full, without the written approval of UL Verification Services Inc.*

## LOW CHANNEL DATA

*TRACE MARKERS*

| Marker | Frequency (GHz) | Meter Reading (dBuV) | Det | AF T346 (db/m) | Amp/Cbl/ Fltr/Pad (dB) | DC Corr (dB) | Corrected Reading (dBuV/m) | Avg Limit (dBuV/m) | Margin (dB) | Peak Limit (dBuV/m) | PK Margin (dB) | UNII Non-Restricted (dBuV/m) | PK Margin (dB) | Azimuth (Degs) | Height (cm) | Polarity |
|---|---|---|---|---|---|---|---|---|---|---|---|---|---|---|---|---|
| 1 | * 1.359 | 36.76 | Pk | 29 | -35.2 | 0 | 30.56 | - | - | 74 | -43.44 | - | - | 0-360 | 100 | H |
| 2 | * 3.793 | 34.76 | Pk | 33.6 | -31.4 | 0 | 36.96 | - | - | 74 | -37.04 | - | - | 0-360 | 201 | H |
| 5 | * 4.781 | 34.19 | Pk | 34.3 | -30 | 0 | 38.49 | - | - | 74 | -35.51 | - | - | 0-360 | 100 | V |
| 3 | * 7.464 | 30.78 | Pk | 35.8 | -26.5 | 0 | 40.08 | - | - | 74 | -33.92 | - | - | 0-360 | 201 | H |
| 4 | 16.221 | 29.04 | Pk | 40.8 | -22 | 0 | 47.84 | - | - | - | - | 68.2 | -20.36 | 0-360 | 100 | H |
| 6 | 16.97 | 28.29 | Pk | 41.4 | -21.7 | 0 | 47.99 | - | - | - | - | 68.2 | -20.21 | 0-360 | 100 | V |

* - indicates frequency in CFR15.205/IC 8.10 Restricted Band

Pk - Peak detector

*RADIATED EMISSIONS*

| Frequency (GHz) | Meter Reading (dBuV) | Det | AF T346 (db/m) | Amp/Cbl/Fl tr/Pad (dB) | DC Corr (dB) | Corrected Reading (dBuV/m) | Avg Limit (dBuV/m) | Margin (dB) | Peak Limit (dBuV/m) | PK Margin (dB) | UNII Non-Restricted (dBuV/m) | PK Margin (dB) | Azimuth (Degs) | Height (cm) | Polarity |
|---|---|---|---|---|---|---|---|---|---|---|---|---|---|---|---|
| * 1.36 | 44.14 | PK-U | 29 | -35.2 | 0 | 37.94 | - | - | 74 | -36.06 | - | - | 126 | 100 | H |
| * 1.358 | 31.99 | ADR | 29 | -35.2 | .12 | 25.91 | 54 | -28.09 | - | - | - | - | 126 | 100 | H |
| * 3.794 | 41.95 | PK-U | 33.6 | -31.4 | 0 | 44.15 | - | - | 74 | -29.85 | - | - | 8 | 202 | H |
| * 3.794 | 30.19 | ADR | 33.6 | -31.4 | .12 | 32.51 | 54 | -21.49 | - | - | - | - | 8 | 202 | H |
| * 4.781 | 42.11 | PK-U | 34.3 | -30 | 0 | 46.41 | - | - | 74 | -27.59 | - | - | 237 | 100 | V |
| * 4.78 | 29.91 | ADR | 34.3 | -30 | .12 | 34.33 | 54 | -19.67 | - | - | - | - | 237 | 100 | V |
| * 7.464 | 37.28 | PK-U | 35.8 | -26.5 | 0 | 46.58 | - | - | 74 | -27.42 | - | - | 71 | 202 | H |
| * 7.463 | 25.69 | ADR | 35.8 | -26.5 | .12 | 35.11 | 54 | -18.89 | - | - | - | - | 71 | 202 | H |
| 16.222 | 35.64 | PK-U | 40.8 | -22 | 0 | 54.44 | - | - | - | - | 68.2 | -13.76 | 113 | 100 | H |
| 16.97 | 35.6 | PK-U | 41.4 | -21.7 | 0 | 55.3 | - | - | - | - | 68.2 | -12.9 | 69 | 100 | V |

* - indicates frequency in CFR15.205/IC 8.10 Restricted Band

PK-U - U-NII: Maximum Peak

ADR - U-NII AD primary method, RMS average



UL VERIFICATION SERVICES INC. FORM NO: CCSUP4701H
47173 BENICIA STREET, FREMONT, CA 94538, USA TEL: (510) 771-1000 FAX: (510) 661-0888

*This report shall not be reproduced except in full, without the written approval of UL Verification Services Inc.*

**MID CHANNEL HORIZONTAL**

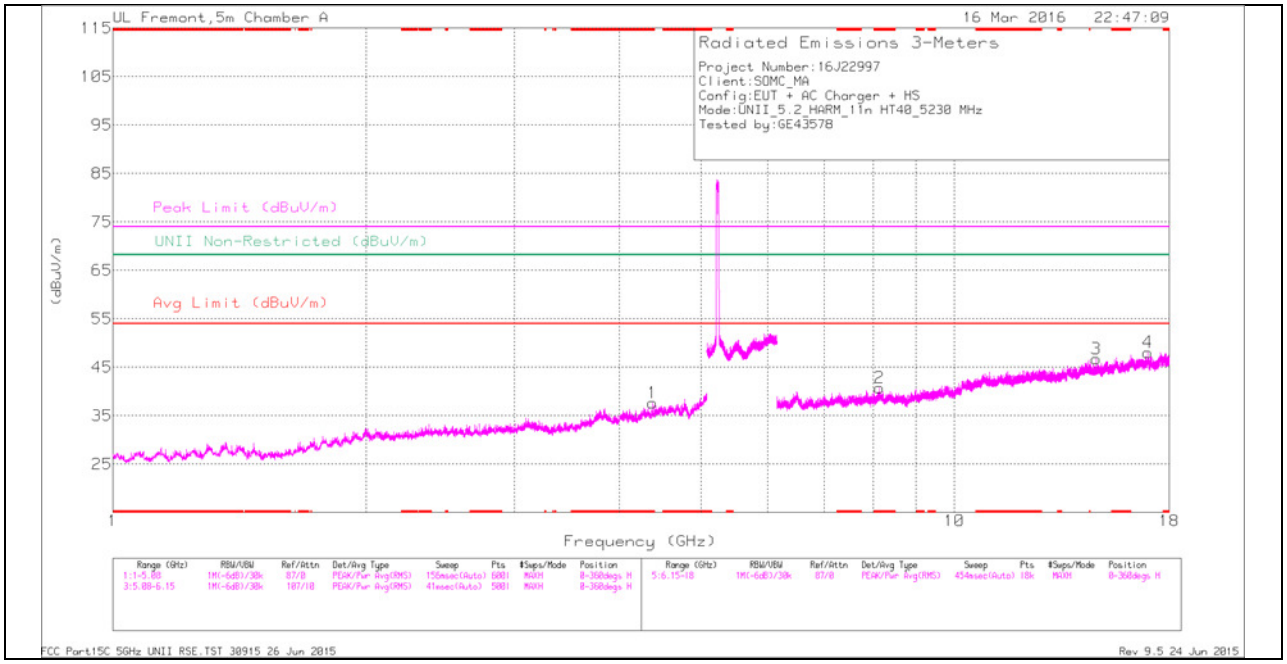


Note: Emission was scanned up to 40GHz; No emissions were detected above the noise floor which was at least 20dB below the specification limit.





*This report shall not be reproduced except in full, without the written approval of UL Verification Services Inc.*

**MID CHANNEL VERTICAL**

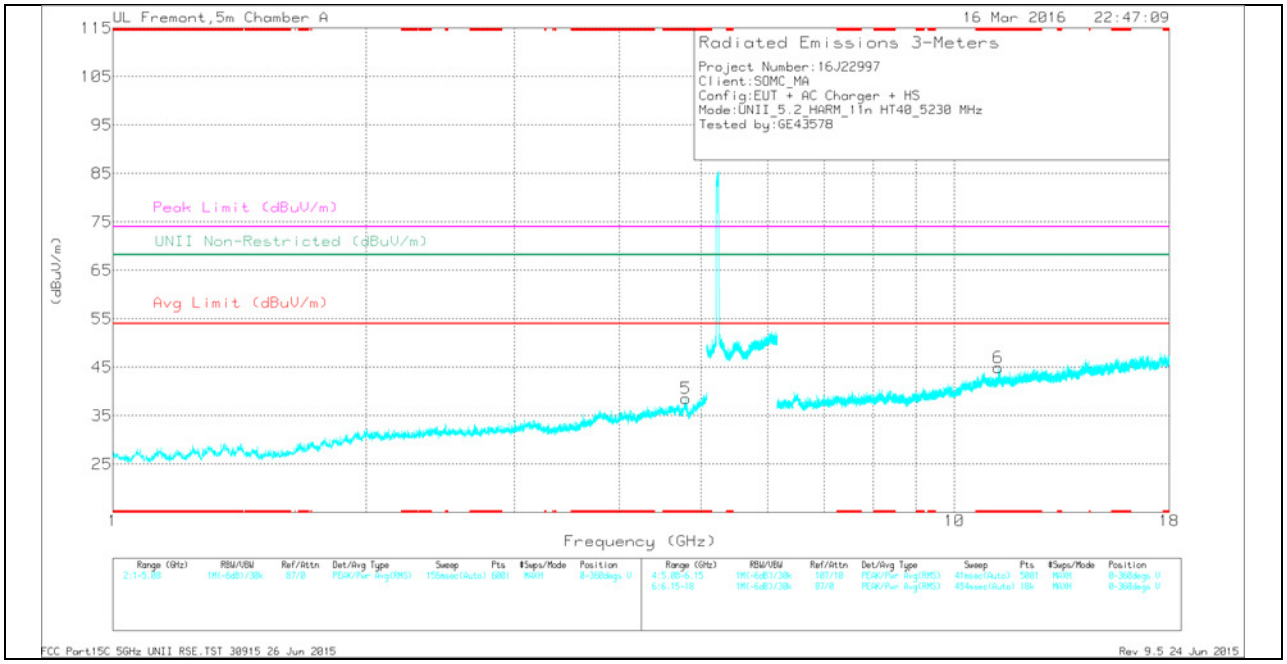


Note: Emission was scanned up to 40GHz; No emissions were detected above the noise floor which was at least 20dB below the specification limit.


*This report shall not be reproduced except in full, without the written approval of UL Verification Services Inc.*

## MID CHANNEL DATA

*TRACE MARKERS*

| Marker | Frequency (GHz) | Meter Reading (dBuV) | Det | AF T346 (db/m) | Amp/Cbl/ Fltr/Pad (dB) | DC Corr (dB) | Corrected Reading (dBuV/m) | Avg Limit (dBuV/m) | Margin (dB) | Peak Limit (dBuV/m) | PK Margin (dB) | UNII Non-Restricted (dBuV/m) | PK Margin (dB) | Azimuth (Degs) | Height (cm) | Polarity |
|---|---|---|---|---|---|---|---|---|---|---|---|---|---|---|---|---|
| 1 | * 4.378 | 34.81 | Pk | 34.1 | -31.3 | 0 | 37.61 | - | - | 74 | -36.39 | - | - | 0-360 | 100 | H |
| 5 | * 4.797 | 34.24 | Pk | 34.3 | -30 | 0 | 38.54 | - | - | 74 | -35.46 | - | - | 0-360 | 200 | V |
| 2 | * 8.15 | 30.1 | Pk | 35.9 | -25.2 | 0 | 40.8 | - | - | 74 | -33.2 | - | - | 0-360 | 201 | H |
| 6 | * 11.28 | 29.73 | Pk | 38 | -22.8 | 0 | 44.93 | - | - | 74 | -29.07 | - | - | 0-360 | 100 | V |
| 3 | 14.751 | 29.65 | Pk | 39.7 | -22.6 | 0 | 46.75 | - | - | - | - | 68.2 | -21.45 | 0-360 | 201 | H |
| 4 | 16.963 | 28.4 | Pk | 41.4 | -21.7 | 0 | 48.1 | - | - | - | - | 68.2 | -20.1 | 0-360 | 100 | H |

* - indicates frequency in CFR15.205/IC 8.10 Restricted Band

Pk - Peak detector

*RADIATED EMISSIONS*

| Frequency (GHz) | Meter Reading (dBuV) | Det | AF T346 (db/m) | Amp/Cbl/Fl tr/Pad (dB) | DC Corr (dB) | Corrected Reading (dBuV/m) | Avg Limit (dBuV/m) | Margin (dB) | Peak Limit (dBuV/m) | PK Margin (dB) | UNII Non-Restricted (dBuV/m) | PK Margin (dB) | Azimuth (Degs) | Height (cm) | Polarity |
|---|---|---|---|---|---|---|---|---|---|---|---|---|---|---|---|
| * 4.379 | 41.88 | PK-U | 34.1 | -31.3 | 0 | 44.68 | - | - | 74 | -29.32 | - | - | 360 | 100 | H |
| * 4.378 | 30.08 | ADR | 34.1 | -31.3 | .12 | 33 | 54 | -21 | - | - | - | - | 360 | 100 | H |
| * 4.797 | 42.26 | PK-U | 34.3 | -30 | 0 | 46.56 | - | - | 74 | -27.44 | - | - | 306 | 201 | V |
| * 4.797 | 29.75 | ADR | 34.3 | -30 | .12 | 34.17 | 54 | -19.83 | - | - | - | - | 306 | 201 | V |
| * 8.149 | 37.37 | PK-U | 35.9 | -25.2 | 0 | 48.07 | - | - | 74 | -25.93 | - | - | 221 | 201 | H |
| * 8.149 | 25.47 | ADR | 35.9 | -25.2 | .12 | 36.29 | 54 | -17.71 | - | - | - | - | 221 | 201 | H |
| * 11.279 | 36.47 | PK-U | 38 | -22.8 | 0 | 51.67 | - | - | 74 | -22.33 | - | - | 119 | 100 | V |
| * 11.28 | 24.58 | ADR | 38 | -22.8 | .12 | 39.9 | 54 | -14.1 | - | - | - | - | 119 | 100 | V |
| 14.75 | 36.39 | PK-U | 39.7 | -22.6 | 0 | 53.49 | - | - | - | - | 68.2 | -14.71 | 188 | 201 | H |
| 16.961 | 35.64 | PK-U | 41.4 | -21.8 | 0 | 55.24 | - | - | - | - | 68.2 | -12.96 | 64 | 100 | H |

* - indicates frequency in CFR15.205/IC 8.10 Restricted Band

PK-U - U-NII: Maximum Peak

ADR - U-NII AD primary method, RMS average



UL VERIFICATION SERVICES INC. FORM NO: CCSUP4701H
47173 BENICIA STREET, FREMONT, CA 94538, USA TEL: (510) 771-1000 FAX: (510) 661-0888

*This report shall not be reproduced except in full, without the written approval of UL Verification Services Inc.*

## 9.1.4. TX ABOVE 1 GHz 802.11ac VHT80 MODE IN THE 5.2 GHz BAND RESTRICTED BANDEDGE (LOW CHANNEL)

### HORIZONTAL PEAK AND AVERAGE PLOT

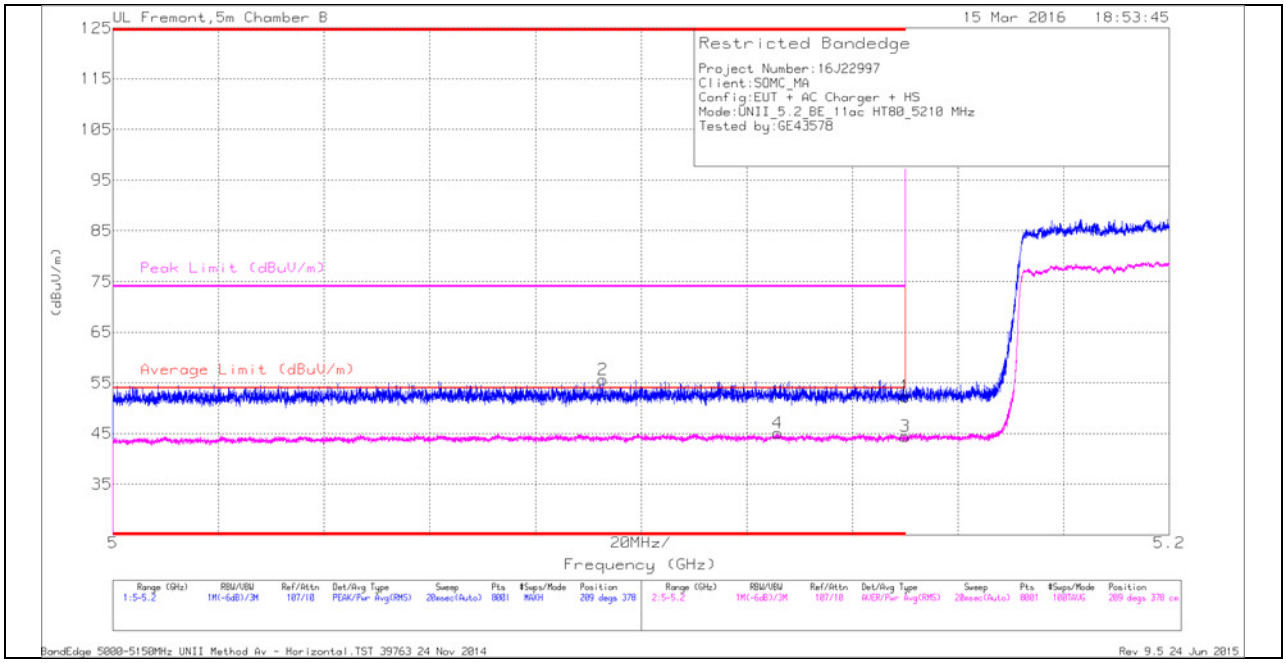


### HORIZONTAL DATA

Trace Markers

| Marker | Frequency (GHz) | Meter Reading (dBuV) | Det | AF T344 (dB/m) | Amp/Cbl/Flt r/Pad (dB) | DC Corr (dB) | Corrected Reading (dBuV/m) | Average Limit (dBuV/m) | Margin (dB) | Peak Limit (dBuV/m) | PK Margin (dB) | Azimuth (Degs) | Height (cm) | Polarity |
|---|---|---|---|---|---|---|---|---|---|---|---|---|---|---|
| 2 | * 5.093 | 41.15 | Pk | 34.1 | -19.6 | 0 | 55.65 | - | - | 74 | -18.35 | 209 | 378 | H |
| 4 | * 5.126 | 29.94 | RMS | 34.2 | -19.3 | .25 | 45.09 | 54 | -8.91 | - | - | 209 | 378 | H |
| 1 | * 5.15 | 37.94 | Pk | 34.3 | -19.9 | 0 | 52.34 | - | - | 74 | -21.66 | 209 | 378 | H |
| 3 | * 5.15 | 29.84 | RMS | 34.3 | -19.9 | .25 | 44.49 | 54 | -9.51 | - | - | 209 | 378 | H |

* - indicates frequency in CFR15.205/IC 8.10 Restricted Band

Pk - Peak detector

RMS - RMS detection


*This report shall not be reproduced except in full, without the written approval of UL Verification Services Inc.*

## VERTICAL PEAK AND AVERAGE PLOT

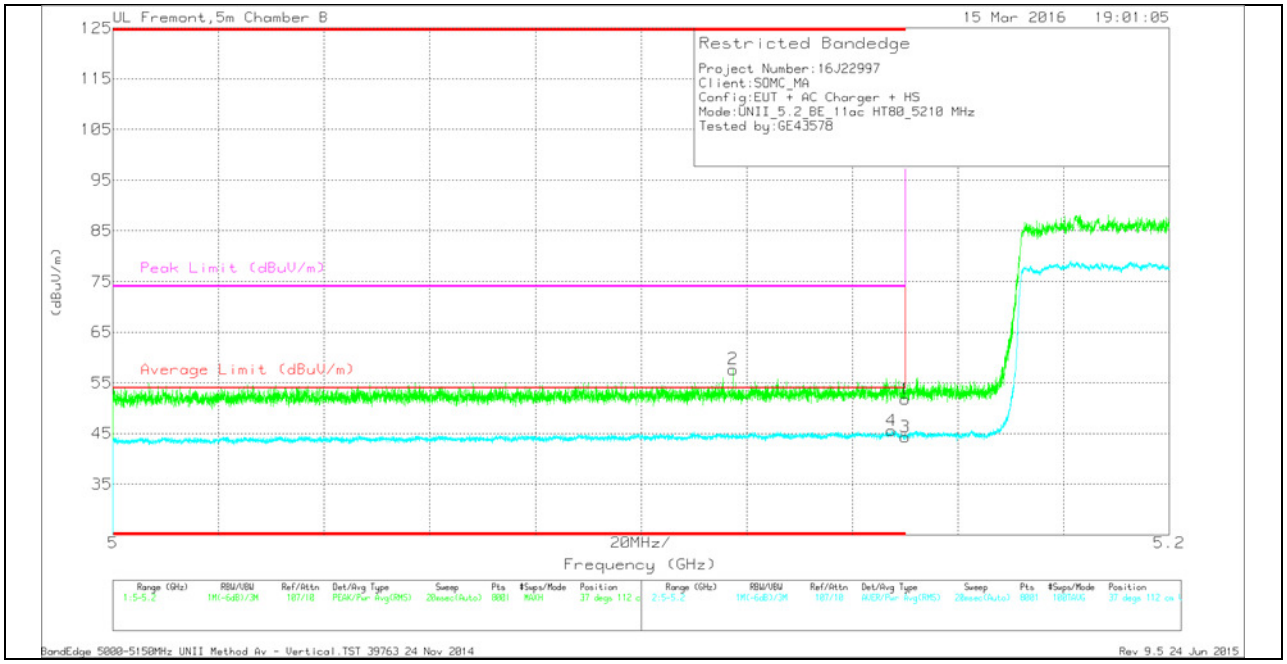


## VERTICAL DATA

Trace Markers

| Marker | Frequency (GHz) | Meter Reading (dBuV) | Det | AF T344 (dB/m) | Amp/Cbl/Flt r/Pad (dB) | DC Corr (dB) | Corrected Reading (dBuV/m) | Average Limit (dBuV/m) | Margin (dB) | Peak Limit (dBuV/m) | PK Margin (dB) | Azimuth (Degs) | Height (cm) | Polarity |
|---|---|---|---|---|---|---|---|---|---|---|---|---|---|---|
| 2 | * 5.117 | 43.08 | Pk | 34.2 | -19.6 | 0 | 57.68 | - | - | 74 | -16.32 | 37 | 112 | V |
| 4 | * 5.147 | 30.53 | RMS | 34.3 | -19.5 | .25 | 45.58 | 54 | -8.42 | - | - | 37 | 112 | V |
| 1 | * 5.15 | 37.39 | Pk | 34.3 | -19.9 | 0 | 51.79 | - | - | 74 | -22.21 | 37 | 112 | V |
| 3 | * 5.15 | 29.66 | RMS | 34.3 | -19.9 | .25 | 44.31 | 54 | -9.69 | - | - | 37 | 112 | V |

* - indicates frequency in CFR15.205/IC 8.10 Restricted Band

Pk - Peak detector

RMS - RMS detection


*This report shall not be reproduced except in full, without the written approval of UL Verification Services Inc.*

# HARMONICS AND SPURIOUS EMISSIONS

## LOW CHANNEL HORIZONTAL

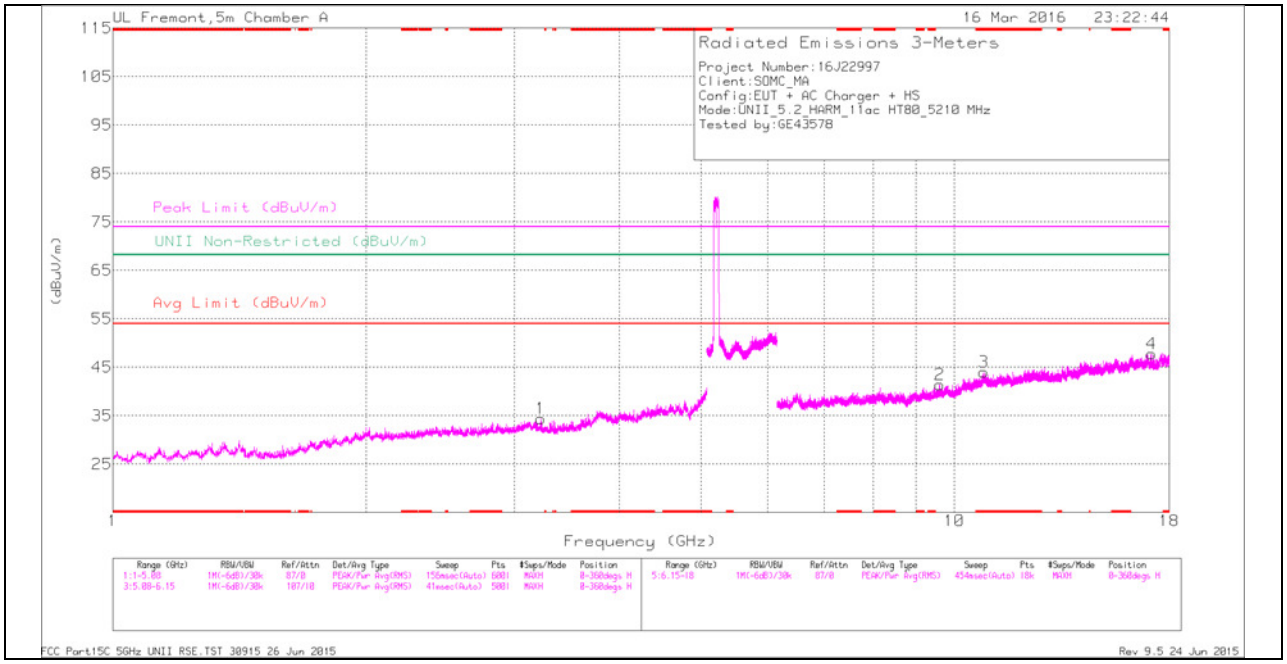


Note: Emission was scanned up to 40GHz; No emissions were detected above the noise floor which was at least 20dB below the specification limit.



UL VERIFICATION SERVICES INC. FORM NO: CCSUP4701H
47173 BENICIA STREET, FREMONT, CA 94538, USA TEL: (510) 771-1000 FAX: (510) 661-0888

*This report shall not be reproduced except in full, without the written approval of UL Verification Services Inc.*

**LOW CHANNEL VERTICAL**

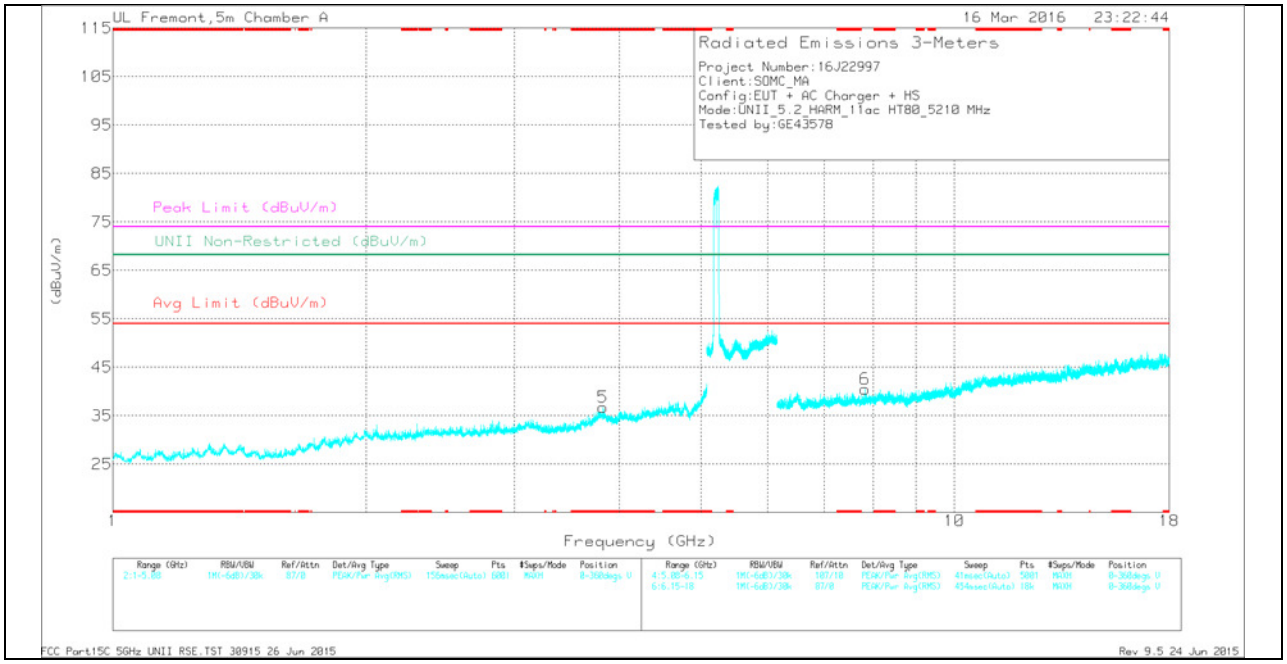


Note: Emission was scanned up to 40GHz; No emissions were detected above the noise floor which was at least 20dB below the specification limit.



UL VERIFICATION SERVICES INC. FORM NO: CCSUP4701H
47173 BENICIA STREET, FREMONT, CA 94538, USA TEL: (510) 771-1000 FAX: (510) 661-0888

*This report shall not be reproduced except in full, without the written approval of UL Verification Services Inc.*

## LOW CHANNEL DATA

*TRACE MARKERS*

| Marker | Frequency (GHz) | Meter Reading (dBuV) | Det | AF T346 (db/m) | Amp/Cbl/ Fltr/Pad (dB) | DC Corr (dB) | Corrected Reading (dBuV/m) | Avg Limit (dBuV/m) | Margin (dB) | Peak Limit (dBuV/m) | PK Margin (dB) | UNII Non-Restricted (dBuV/m) | PK Margin (dB) | Azimuth (Degs) | Height (cm) | Polarity |
|---|---|---|---|---|---|---|---|---|---|---|---|---|---|---|---|---|
| 5 | * 3.823 | 34.86 | Pk | 33.6 | -31.7 | 0 | 36.76 | - | - | 74 | -37.24 | - | - | 0-360 | 100 | V |
| 3 | * 10.835 | 28.17 | Pk | 37.8 | -22 | 0 | 43.97 | - | - | 74 | -30.03 | - | - | 0-360 | 201 | H |
| 1 | 3.226 | 34.65 | Pk | 33.1 | -33.4 | 0 | 34.35 | - | - | - | - | 68.2 | -33.85 | 0-360 | 100 | H |
| 6 | 7.836 | 30.32 | Pk | 36 | -25.8 | 0 | 40.52 | - | - | - | - | 68.2 | -27.68 | 0-360 | 200 | V |
| 2 | 9.599 | 28.97 | Pk | 36.5 | -24.1 | 0 | 41.37 | - | - | - | - | 68.2 | -26.83 | 0-360 | 201 | H |
| 4 | 17.163 | 29.04 | Pk | 41.1 | -22.4 | 0 | 47.74 | - | - | - | - | 68.2 | -20.46 | 0-360 | 201 | H |

* - indicates frequency in CFR15.205/IC 8.10 Restricted Band

Pk - Peak detector

*RADIATED EMISSIONS*

| Frequency (GHz) | Meter Reading (dBuV) | Det | AF T346 (db/m) | Amp/Cbl/Fl tr/Pad (dB) | DC Corr (dB) | Corrected Reading (dBuV/m) | Avg Limit (dBuV/m) | Margin (dB) | Peak Limit (dBuV/m) | PK Margin (dB) | UNII Non-Restricted (dBuV/m) | PK Margin (dB) | Azimuth (Degs) | Height (cm) | Polarity |
|---|---|---|---|---|---|---|---|---|---|---|---|---|---|---|---|
| * 3.823 | 42.15 | PK-U | 33.6 | -31.7 | 0 | 44.05 | - | - | 74 | -29.95 | - | - | 93 | 100 | V |
| * 3.824 | 30.24 | ADR | 33.6 | -31.8 | .25 | 32.29 | 54 | -21.71 | - | - | - | - | 93 | 100 | V |
| * 10.836 | 36.71 | PK-U | 37.8 | -22 | 0 | 52.51 | - | - | 74 | -21.49 | - | - | 357 | 202 | H |
| * 10.834 | 23.9 | ADR | 37.8 | -22 | .25 | 39.95 | 54 | -14.05 | - | - | - | - | 357 | 202 | H |
| 3.225 | 42.21 | PK-U | 33.1 | -33.4 | 0 | 41.91 | - | - | - | - | 68.2 | -26.29 | 156 | 100 | H |
| 7.837 | 36.28 | PK-U | 36 | -25.7 | 0 | 46.58 | - | - | - | - | 68.2 | -21.62 | 179 | 202 | V |
| 9.6 | 35.82 | PK-U | 36.5 | -24.1 | 0 | 48.22 | - | - | - | - | 68.2 | -19.98 | 25 | 202 | H |
| 17.161 | 35.66 | PK-U | 41.1 | -22.4 | 0 | 54.36 | - | - | - | - | 68.2 | -13.84 | 324 | 202 | H |

* - indicates frequency in CFR15.205/IC 8.10 Restricted Band

PK-U - U-NII: Maximum Peak

ADR - U-NII AD primary method, RMS average



UL VERIFICATION SERVICES INC. FORM NO: CCSUP4701H
47173 BENICIA STREET, FREMONT, CA 94538, USA TEL: (510) 771-1000 FAX: (510) 661-0888

*This report shall not be reproduced except in full, without the written approval of UL Verification Services Inc.*

## 9.2. 5.3 GHz

### 9.2.1. TX ABOVE 1 GHz 802.11a MODE IN THE 5.3 GHz BAND AUTHORIZED BANDEDGE (HIGH CHANNEL)

**HORIZONTAL PEAK AND AVERAGE PLOT**

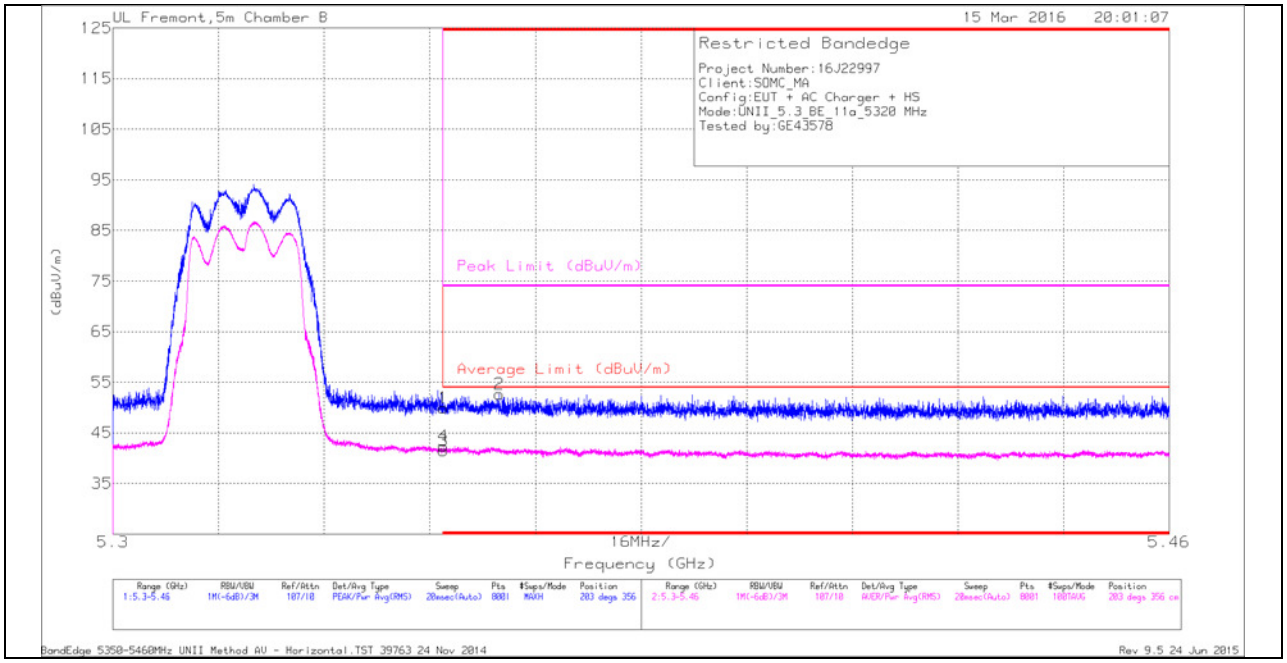


**HORIZONTAL DATA**

Trace Markers

| Marker | Frequency (GHz) | Meter Reading (dBuV) | Det | AF T344 (dB/m) | Amp/Cbl/Flt r/Pad (dB) | DC Corr (dB) | Corrected Reading (dBuV/m) | Average Limit (dBuV/m) | Margin (dB) | Peak Limit (dBuV/m) | PK Margin (dB) | Azimuth (Degs) | Height (cm) | Polarity |
|---|---|---|---|---|---|---|---|---|---|---|---|---|---|---|
| 1 | * 5.35 | 35.73 | Pk | 34.5 | -20.3 | 0 | 49.93 | - | - | 74 | -24.07 | 203 | 356 | H |
| 3 | * 5.35 | 27.31 | RMS | 34.5 | -20.3 | 0 | 41.51 | 54 | -12.49 | - | - | 203 | 356 | H |
| 4 | * 5.35 | 28.15 | RMS | 34.5 | -20.3 | 0 | 42.35 | 54 | -11.65 | - | - | 203 | 356 | H |
| 2 | * 5.358 | 38.24 | Pk | 34.5 | -20.1 | 0 | 52.64 | - | - | 74 | -21.36 | 203 | 356 | H |

* - indicates frequency in CFR15.205/IC 8.10 Restricted Band

Pk - Peak detector

RMS - RMS detection



UL VERIFICATION SERVICES INC. FORM NO: CCSUP4701H
47173 BENICIA STREET, FREMONT, CA 94538, USA TEL: (510) 771-1000 FAX: (510) 661-0888

*This report shall not be reproduced except in full, without the written approval of UL Verification Services Inc.*

## VERTICAL PEAK AND AVERAGE PLOT

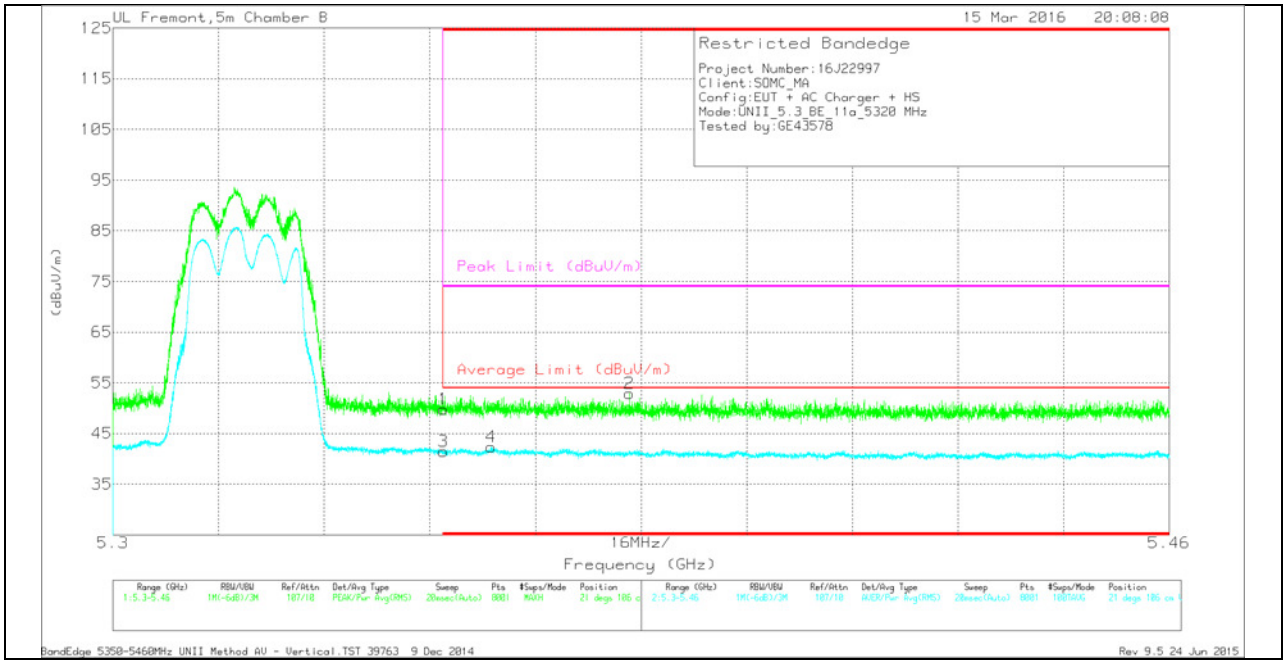


## VERTICAL DATA

Trace Markers

| Marker | Frequency (GHz) | Meter Reading (dBuV) | Det | AF T344 (dB/m) | Amp/Cbl/Fltr/Pad (dB) | DC Corr (dB) | Corrected Reading (dBuV/m) | Average Limit (dBuV/m) | Margin (dB) | Peak Limit (dBuV/m) | PK Margin (dB) | Azimuth (Degs) | Height (cm) | Polarity |
|---|---|---|---|---|---|---|---|---|---|---|---|---|---|---|
| 1 | * 5.35 | 35.6 | Pk | 34.5 | -20.3 | 0 | 49.8 | - | - | 74 | -24.2 | 21 | 106 | V |
| 3 | * 5.35 | 27.24 | RMS | 34.5 | -20.3 | 0 | 41.44 | 54 | -12.56 | - | - | 21 | 106 | V |
| 4 | * 5.357 | 27.84 | RMS | 34.5 | -20 | 0 | 42.34 | 54 | -11.66 | - | - | 21 | 106 | V |
| 2 | * 5.378 | 38.56 | Pk | 34.5 | -20.2 | 0 | 52.86 | - | - | 74 | -21.14 | 21 | 106 | V |

* - indicates frequency in CFR15.205/IC 8.10 Restricted Band

Pk - Peak detector

RMS - RMS detection




*This report shall not be reproduced except in full, without the written approval of UL Verification Services Inc.*

# HARMONICS AND SPURIOUS EMISSIONS

## LOW CHANNEL HORIZONTAL

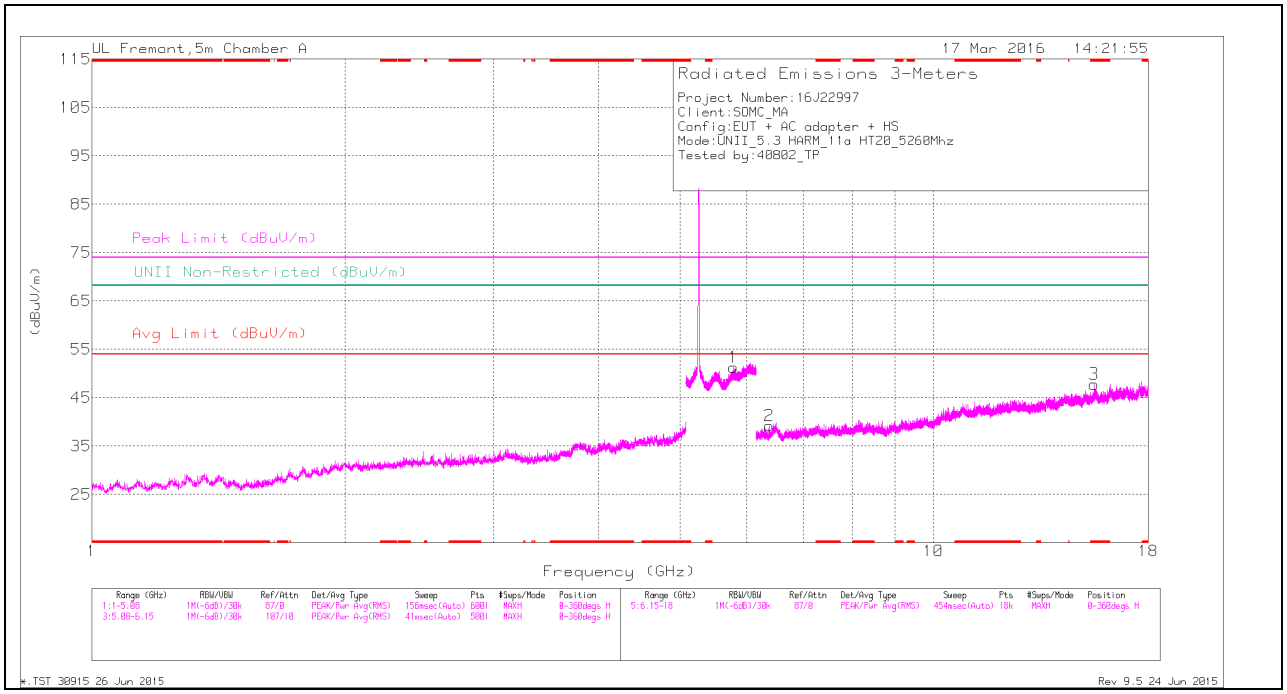


Note: Emission was scanned up to 40GHz; No emissions were detected above the noise floor which was at least 20dB below the specification limit.





*This report shall not be reproduced except in full, without the written approval of UL Verification Services Inc.*

**LOW CHANNEL VERTICAL**

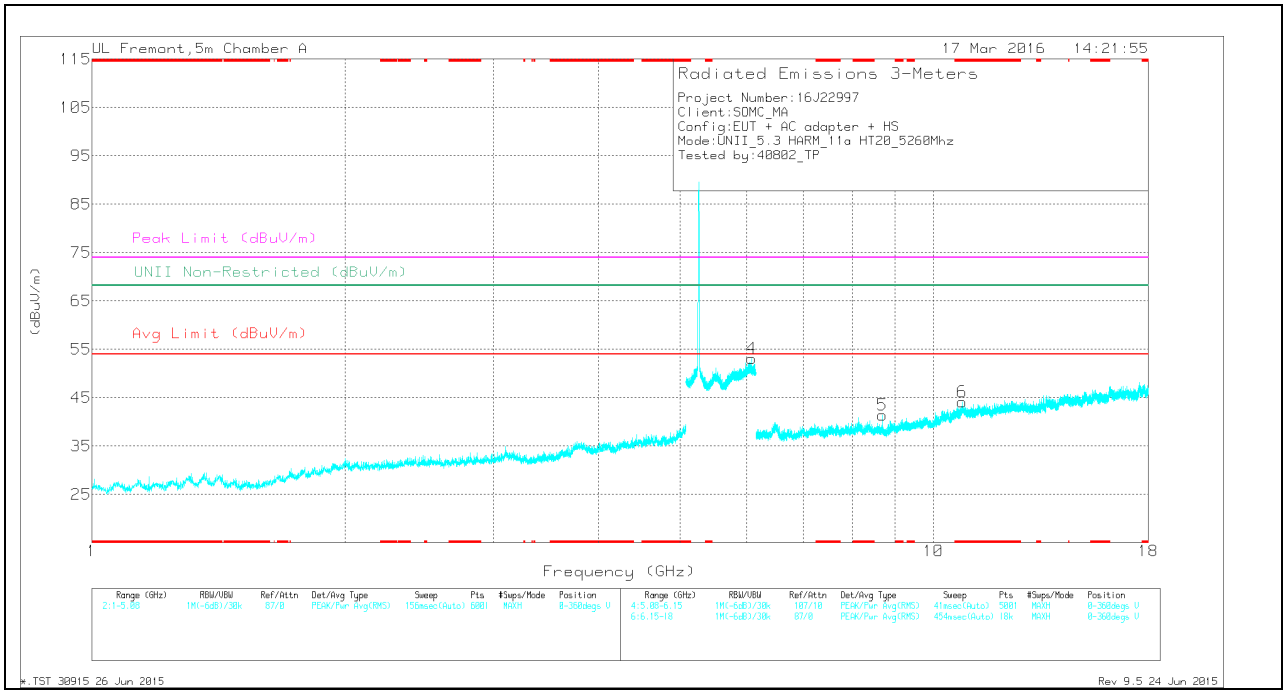


Note: Emission was scanned up to 40GHz; No emissions were detected above the noise floor which was at least 20dB below the specification limit.



UL VERIFICATION SERVICES INC. FORM NO: CCSUP4701H
47173 BENICIA STREET, FREMONT, CA 94538, USA TEL: (510) 771-1000 FAX: (510) 661-0888

*This report shall not be reproduced except in full, without the written approval of UL Verification Services Inc.*

## LOW CHANNEL DATA

*TRACE MARKERS*

| Marker | Frequency (GHz) | Meter Reading (dBuV) | Det | AF T346 (db/m) | Amp/Cbl/ Fltr/Pad (dB) | DC Corr (dB) | Corrected Reading (dBuV/m) | Avg Limit (dBuV/m) | Margin (dB) | Peak Limit (dBuV/m) | PK Margin (dB) | UNII Non-Restricted (dBuV/m) | PK Margin (dB) | Azimuth (Degs) | Height (cm) | Polarity |
|---|---|---|---|---|---|---|---|---|---|---|---|---|---|---|---|---|
| 3 | * 15.523 | 29.14 | Pk | 40.1 | -21.4 | 0 | 47.84 | - | - | 74 | -26.16 | - | - | 0-360 | 201 | H |
| 6 | * 10.821 | 28.47 | Pk | 37.8 | -22.1 | 0 | 44.17 | - | - | 74 | -29.83 | - | - | 0-360 | 200 | V |
| 1 | 5.782 | 36.13 | Pk | 34.9 | -19.7 | 0 | 51.33 | - | - | - | - | 68.2 | -16.87 | 0-360 | 100 | H |
| 4 | 6.083 | 37.06 | Pk | 35.4 | -19.3 | 0 | 53.16 | - | - | - | - | 68.2 | -15.04 | 0-360 | 200 | V |
| 2 | 6.386 | 31.69 | Pk | 35.6 | -28.1 | 0 | 39.19 | - | - | - | - | 68.2 | -29.01 | 0-360 | 201 | H |
| 5 | 8.698 | 30.06 | Pk | 36 | -24.7 | 0 | 41.36 | - | - | - | - | 68.2 | -26.84 | 0-360 | 200 | V |

PK - Peak detector

*RADIATED EMISSIONS*

| Frequency (GHz) | Meter Reading (dBuV) | Det | AF T346 (db/m) | Amp/Cbl/Fl tr/Pad (dB) | DC Corr (dB) | Corrected Reading (dBuV/m) | Avg Limit (dBuV/m) | Margin (dB) | Peak Limit (dBuV/m) | PK Margin (dB) | UNII Non-Restricted (dBuV/m) | PK Margin (dB) | Azimuth (Degs) | Height (cm) | Polarity |
|---|---|---|---|---|---|---|---|---|---|---|---|---|---|---|---|
| * 15.522 | 35.28 | PK-U | 40.1 | -21.5 | 0 | 53.88 | - | - | 74 | -20.12 | - | - | 284 | 258 | H |
| * 15.522 | 23.72 | ADR | 40.1 | -21.5 | 0 | 42.32 | 54 | -11.68 | - | - | - | - | 284 | 258 | H |
| * 10.821 | 35.81 | PK-U | 37.8 | -22.1 | 0 | 51.51 | - | - | 74 | -22.49 | - | - | 326 | 169 | V |
| * 10.822 | 23.95 | ADR | 37.8 | -22.1 | 0 | 39.65 | 54 | -14.35 | - | - | - | - | 326 | 169 | V |
| 5.783 | 43.67 | PK-U | 34.9 | -19.7 | 0 | 58.87 | - | - | - | - | 68.2 | -9.33 | 130 | 247 | H |
| 6.083 | 43.48 | PK-U | 35.4 | -19.3 | 0 | 59.58 | - | - | - | - | 68.2 | -8.62 | 323 | 240 | V |
| 6.387 | 38.82 | PK-U | 35.6 | -28.1 | 0 | 46.32 | - | - | - | - | 68.2 | -21.88 | 234 | 199 | H |
| 8.699 | 36.04 | PK-U | 36 | -24.7 | 0 | 47.34 | - | - | - | - | 68.2 | -20.86 | 0 | 158 | V |

* - indicates frequency in CFR15.205/IC 8.10 Restricted Band

PK-U - U-NII: Maximum Peak

ADR - U-NII AD primary method, RMS average





*This report shall not be reproduced except in full, without the written approval of UL Verification Services Inc.*

**MID CHANNEL HORIZONTAL**

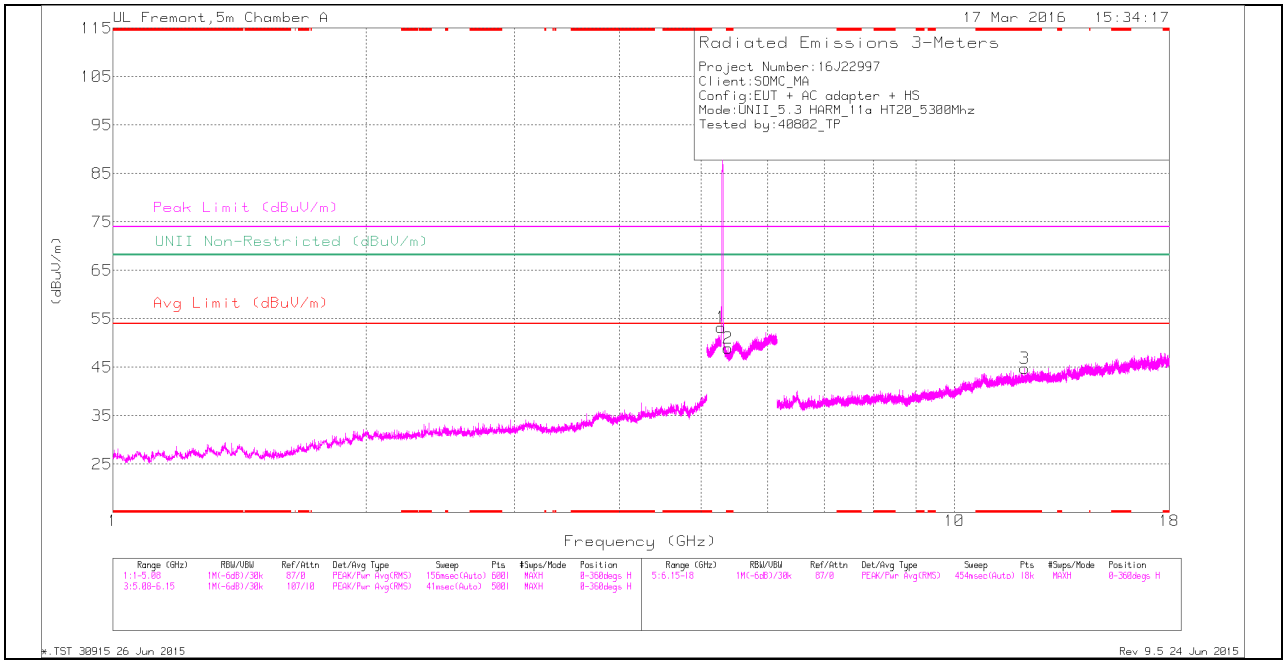


Note: Emission was scanned up to 40GHz; No emissions were detected above the noise floor which was at least 20dB below the specification limit.





*This report shall not be reproduced except in full, without the written approval of UL Verification Services Inc.*

**MID CHANNEL VERTICAL**

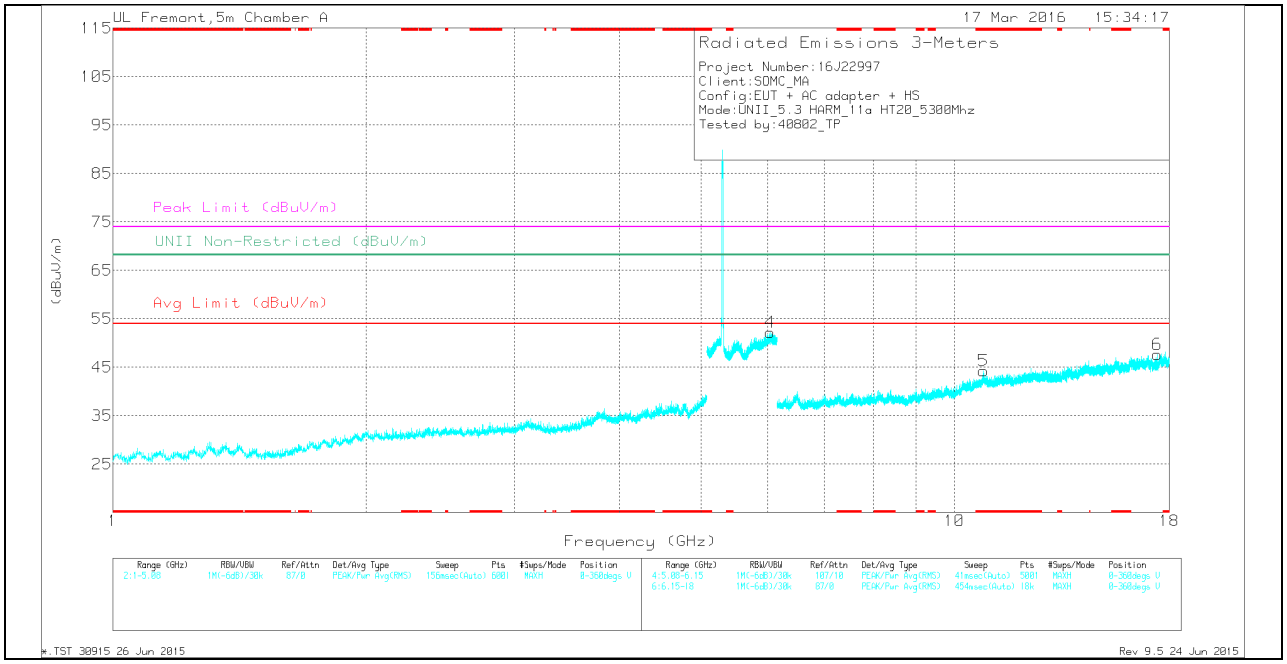


Note: Emission was scanned up to 40GHz; No emissions were detected above the noise floor which was at least 20dB below the specification limit.




*This report shall not be reproduced except in full, without the written approval of UL Verification Services Inc.*

## MID CHANNEL DATA

### *TRACE MARKERS*

| Marker | Frequency (GHz) | Meter Reading (dBuV) | Det | AF T346 (db/m) | Amp/Cbl/ Fltr/Pad (dB) | DC Corr (dB) | Corrected Reading (dBuV/m) | Avg Limit (dBuV/m) | Margin (dB) | Peak Limit (dBuV/m) | PK Margin (dB) | UNII Non-Restricted (dBuV/m) | PK Margin (dB) | Azimuth (Degs) | Height (cm) | Polarity |
|---|---|---|---|---|---|---|---|---|---|---|---|---|---|---|---|---|
| 2 | * 5.379 | 34.44 | Pk | 34.8 | -20.3 | 0 | 48.94 | - | - | 74 | -25.06 | - | - | 0-360 | 100 | H |
| 3 | * 12.123 | 28.8 | Pk | 38.9 | -22.9 | 0 | 44.8 | - | - | 74 | -29.2 | - | - | 0-360 | 201 | H |
| 5 | * 10.827 | 28.5 | Pk | 37.8 | -22 | 0 | 44.3 | - | - | 74 | -29.7 | - | - | 0-360 | 200 | V |
| 1 | 5.281 | 38.77 | Pk | 34.7 | -20.2 | 0 | 53.27 | - | - | - | - | 68.2 | -14.93 | 0-360 | 201 | H |
| 4 | 6.037 | 36.19 | Pk | 35.3 | -19.3 | 0 | 52.19 | - | - | - | - | 68.2 | -16.01 | 0-360 | 100 | V |
| 6 | 17.406 | 29.48 | Pk | 40.9 | -22.7 | 0 | 47.68 | - | - | - | - | 68.2 | -20.52 | 0-360 | 100 | V |

PK - Peak detector

### *RADIATED EMISSIONS*

| Frequency (GHz) | Meter Reading (dBuV) | Det | AF T346 (db/m) | Amp/Cbl/Fltr/Pad (dB) | DC Corr (dB) | Corrected Reading (dBuV/m) | Avg Limit (dBuV/m) | Margin (dB) | Peak Limit (dBuV/m) | PK Margin (dB) | UNII Non-Restricted (dBuV/m) | PK Margin (dB) | Azimuth (Degs) | Height (cm) | Polarity |
|---|---|---|---|---|---|---|---|---|---|---|---|---|---|---|---|
| * 5.38 | 41.79 | PK-U | 34.8 | -20.3 | 0 | 56.29 | - | - | 74 | -17.71 | - | - | 71 | 191 | H |
| * 5.378 | 30.18 | ADR | 34.8 | -20.3 | 0 | 44.68 | 54 | -9.32 | - | - | - | - | 71 | 191 | H |
| * 12.123 | 35.05 | PK-U | 38.9 | -22.9 | 0 | 51.05 | - | - | 74 | -22.95 | - | - | 174 | 185 | H |
| * 12.121 | 23.65 | ADR | 38.9 | -22.9 | 0 | 39.65 | 54 | -14.35 | - | - | - | - | 174 | 185 | H |
| * 10.825 | 35.21 | PK-U | 37.8 | -22 | 0 | 51.01 | - | - | 74 | -22.99 | - | - | 245 | 150 | V |
| * 10.825 | 23.97 | ADR | 37.8 | -22 | 0 | 39.77 | 54 | -14.23 | - | - | - | - | 245 | 150 | V |
| 5.282 | 50.77 | PK-U | 34.7 | -20.2 | 0 | 65.27 | - | - | - | - | 68.2 | -2.93 | 60 | 243 | H |
| 6.038 | 43.98 | PK-U | 35.3 | -19.3 | 0 | 59.98 | - | - | - | - | 68.2 | -8.22 | 303 | 395 | V |
| 17.406 | 35.66 | PK-U | 40.9 | -22.7 | 0 | 53.86 | - | - | - | - | 68.2 | -14.34 | 87 | 128 | V |

* - indicates frequency in CFR15.205/IC 8.10 Restricted Band

PK-U - U-NII: Maximum Peak

ADR - U-NII AD primary method, RMS average



UL VERIFICATION SERVICES INC. FORM NO: CCSUP4701H
47173 BENICIA STREET, FREMONT, CA 94538, USA TEL: (510) 771-1000 FAX: (510) 661-0888

*This report shall not be reproduced except in full, without the written approval of UL Verification Services Inc.*

**HIGH CHANNEL HORIZONTAL**

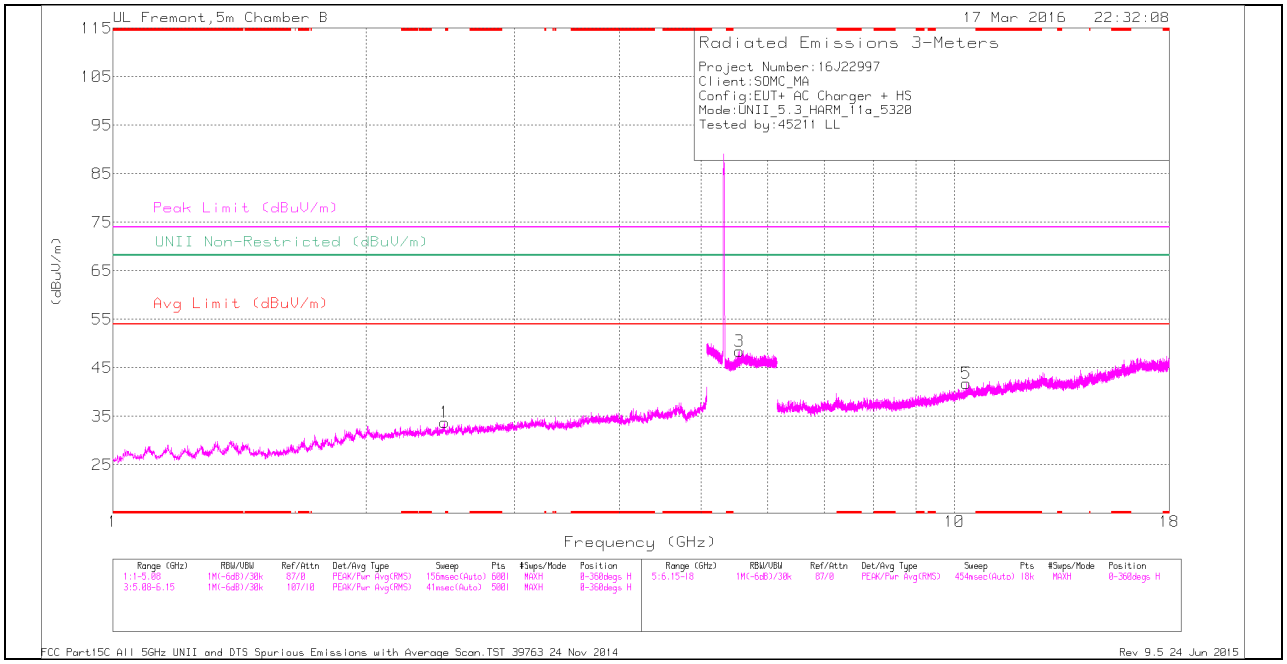


Note: Emission was scanned up to 40GHz; No emissions were detected above the noise floor which was at least 20dB below the specification limit.


*This report shall not be reproduced except in full, without the written approval of UL Verification Services Inc.*

**HIGH CHANNEL VERTICAL**

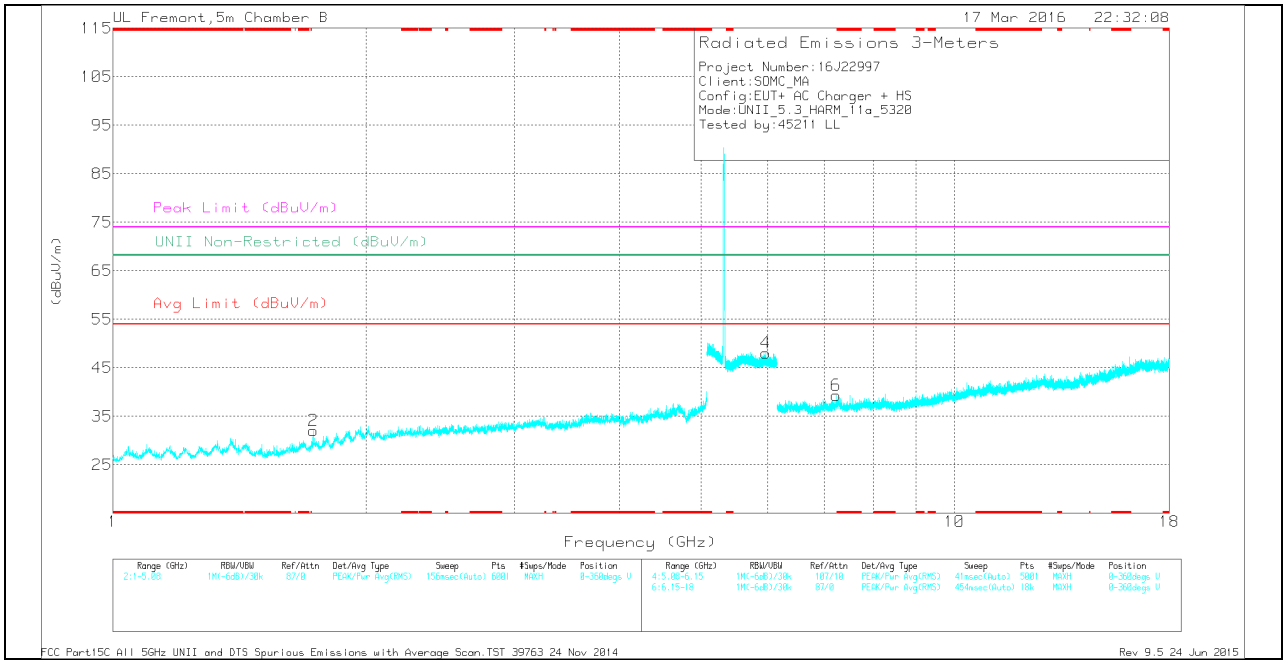


Note: Emission was scanned up to 40GHz; No emissions were detected above the noise floor which was at least 20dB below the specification limit.


*This report shall not be reproduced except in full, without the written approval of UL Verification Services Inc.*

## HIGH CHANNEL DATA

### *TRACE MARKERS*

| Marker | Frequency (GHz) | Meter Reading (dBuV) | Det | AF T344 (dB/m) | Amp/Cbl/ Fltr/Pad (dB) | DC Corr (dB) | Corrected Reading (dBuV/m) | Avg Limit (dBuV/m) | Margin (dB) | Peak Limit (dBuV/m) | PK Margin (dB) | UNII Non-Restricted (dBuV/m) | PK Margin (dB) | Azimuth (Degs) | Height (cm) | Polarity |
|---|---|---|---|---|---|---|---|---|---|---|---|---|---|---|---|---|
| 2 | 1.729 | 37.33 | Pk | 29.3 | -34.6 | 0 | 32.03 | - | - | - | - | 68.2 | -36.17 | 0-360 | 199 | V |
| 1 | 2.477 | 35.8 | Pk | 32.3 | -34.3 | 0 | 33.8 | - | - | - | - | 68.2 | -34.4 | 0-360 | 101 | H |
| 3 | 5.55 | 35.25 | Pk | 34.6 | -21.4 | 0 | 48.45 | - | - | - | - | 68.2 | -19.75 | 0-360 | 199 | H |
| 4 | 5.964 | 33.9 | Pk | 35.4 | -21.2 | 0 | 48.1 | - | - | - | - | 68.2 | -20.1 | 0-360 | 199 | V |
| 6 | 7.234 | 32.65 | Pk | 35.6 | -28.9 | 0 | 39.35 | - | - | - | - | 68.2 | -28.85 | 0-360 | 101 | V |
| 5 | 10.332 | 30.63 | Pk | 37.3 | -26.1 | 0 | 41.83 | - | - | - | - | 68.2 | -26.37 | 0-360 | 101 | H |

PK - Peak detector

### *RADIATED EMISSIONS*

| Frequency (GHz) | Meter Reading (dBuV) | Det | AF T344 (dB/m) | Amp/Cbl/Fl tr/Pad (dB) | DC Corr (dB) | Corrected Reading (dBuV/m) | Avg Limit (dBuV/m) | Margin (dB) | Peak Limit (dBuV/m) | PK Margin (dB) | UNII Non-Restricted (dBuV/m) | PK Margin (dB) | Azimuth (Degs) | Height (cm) | Polarity |
|---|---|---|---|---|---|---|---|---|---|---|---|---|---|---|---|
| 1.728 | 43.66 | PK-U | 29.3 | -34.6 | 0 | 38.36 | - | - | - | - | 68.2 | -29.84 | 26 | 198 | V |
| 2.479 | 43.66 | PK-U | 32.3 | -34.2 | 0 | 41.76 | - | - | - | - | 68.2 | -26.44 | 47 | 102 | H |
| 5.549 | 41.53 | PK-U | 34.6 | -21.2 | 0 | 54.93 | - | - | - | - | 68.2 | -13.27 | 38 | 198 | H |
| 5.961 | 41.06 | PK-U | 35.4 | -21.6 | 0 | 54.86 | - | - | - | - | 68.2 | -13.34 | 116 | 198 | V |
| 7.235 | 40.39 | PK-U | 35.6 | -28.9 | 0 | 47.09 | - | - | - | - | 68.2 | -21.11 | 220 | 102 | V |
| 10.331 | 36.95 | PK-U | 37.3 | -26.1 | 0 | 48.15 | - | - | - | - | 68.2 | -20.05 | 220 | 102 | H |

PK-U - U-NII: Maximum Peak





*This report shall not be reproduced except in full, without the written approval of UL Verification Services Inc.*

## 9.2.2. TX ABOVE 1 GHz 802.11n HT20 MODE IN THE 5.3 GHz BAND

## AUTHORIZED BANDEDGE (HIGH CHANNEL)

### HORIZONTAL PEAK AND AVERAGE PLOT

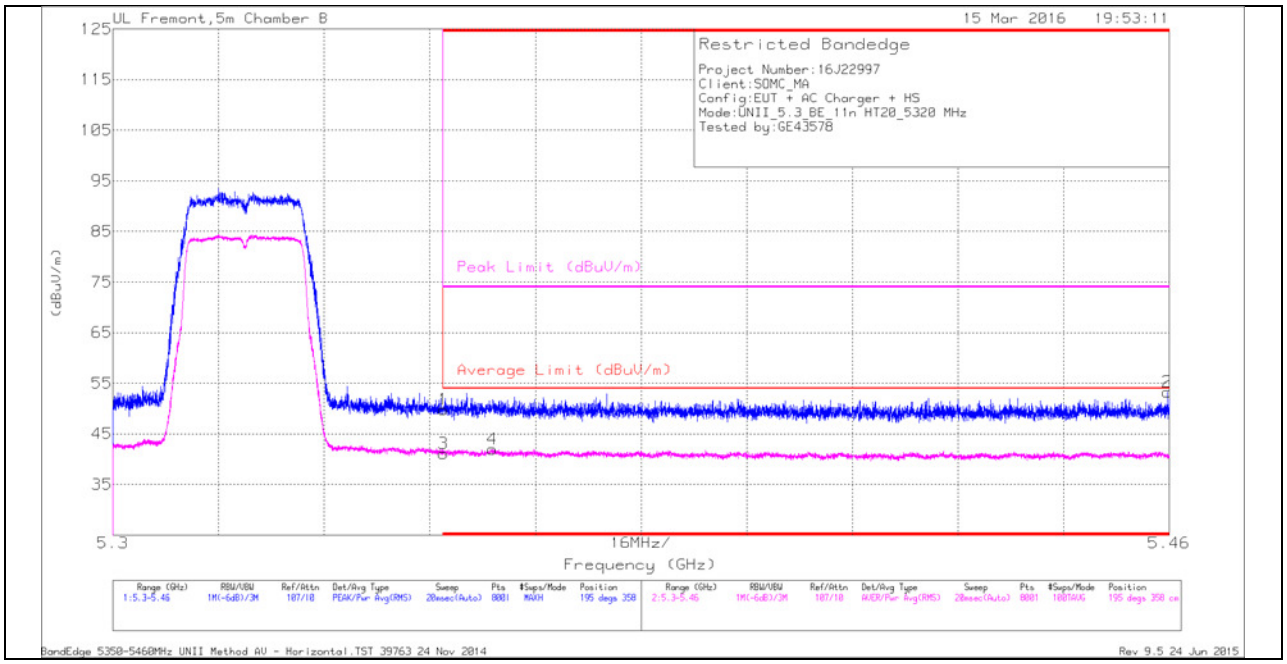


### HORIZONTAL DATA

Trace Markers

| Marker | Frequency (GHz) | Meter Reading (dBuV) | Det | AF T344 (dB/m) | Amp/Cbl/Flt r/Pad (dB) | DC Corr (dB) | Corrected Reading (dBuV/m) | Average Limit (dBuV/m) | Margin (dB) | Peak Limit (dBuV/m) | PK Margin (dB) | Azimuth (Degs) | Height (cm) | Polarity |
|---|---|---|---|---|---|---|---|---|---|---|---|---|---|---|
| 1 | * 5.35 | 35.56 | Pk | 34.5 | -20.3 | 0 | 49.76 | - | - | 74 | -24.24 | 195 | 358 | H |
| 3 | * 5.35 | 26.96 | RMS | 34.5 | -20.3 | 0 | 41.16 | 54 | -12.84 | - | - | 195 | 358 | H |
| 4 | * 5.357 | 27.34 | RMS | 34.5 | -19.9 | 0 | 41.94 | 54 | -12.06 | - | - | 195 | 358 | H |
| 2 | * 5.46 | 39.62 | Pk | 34.6 | -20.9 | 0 | 53.32 | - | - | 74 | -20.68 | 195 | 358 | H |

* - indicates frequency in CFR15.205/IC 8.10 Restricted Band

Pk - Peak detector

RMS - RMS detection


*This report shall not be reproduced except in full, without the written approval of UL Verification Services Inc.*

## VERTICAL PEAK AND AVERAGE PLOT

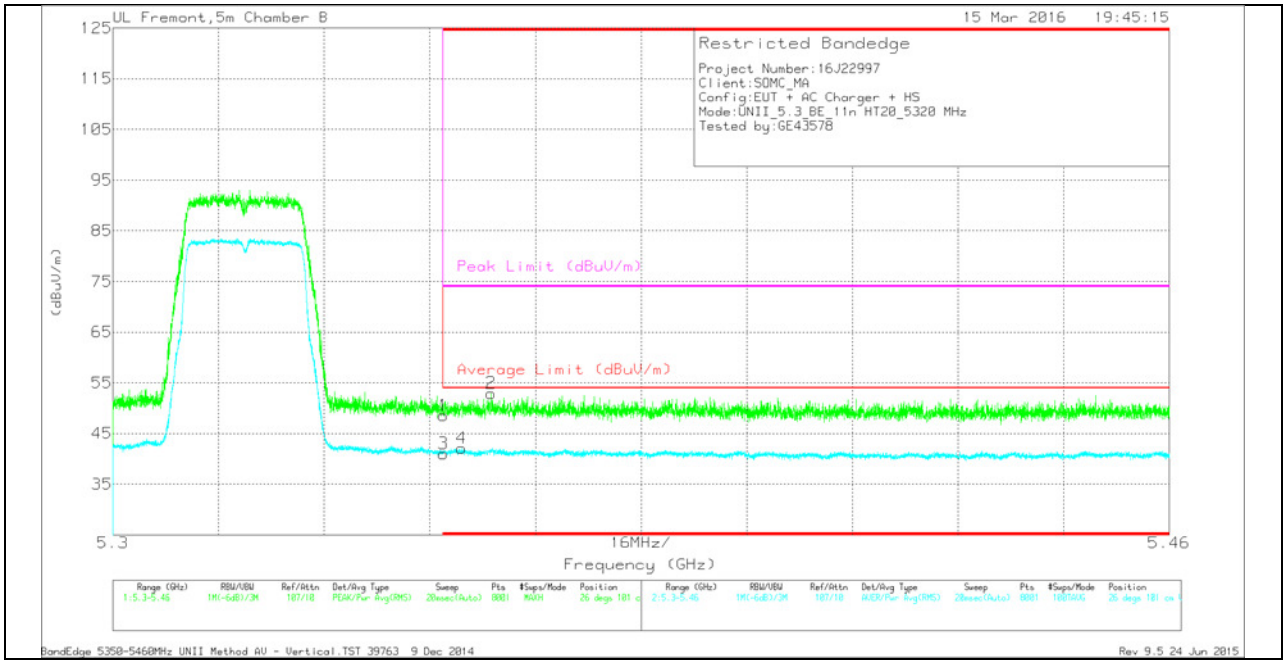


## VERTICAL DATA

Trace Markers

| Marker | Frequency (GHz) | Meter Reading (dBuV) | Det | AF T344 (dB/m) | Amp/Cbl/Fltr/Pad (dB) | DC Corr (dB) | Corrected Reading (dBuV/m) | Average Limit (dBuV/m) | Margin (dB) | Peak Limit (dBuV/m) | PK Margin (dB) | Azimuth (Degs) | Height (cm) | Polarity |
|---|---|---|---|---|---|---|---|---|---|---|---|---|---|---|
| 1 | * 5.35 | 34.33 | Pk | 34.5 | -20.3 | 0 | 48.53 | - | - | 74 | -25.47 | 26 | 101 | V |
| 3 | * 5.35 | 26.84 | RMS | 34.5 | -20.3 | 0 | 41.04 | 54 | -12.96 | - | - | 26 | 101 | V |
| 4 | * 5.353 | 27.75 | RMS | 34.5 | -20.1 | 0 | 42.15 | 54 | -11.85 | - | - | 26 | 101 | V |
| 2 | * 5.357 | 38.36 | Pk | 34.5 | -19.9 | 0 | 52.96 | - | - | 74 | -21.04 | 26 | 101 | V |

* - indicates frequency in CFR15.205/IC 8.10 Restricted Band

Pk - Peak detector

RMS - RMS detection




*This report shall not be reproduced except in full, without the written approval of UL Verification Services Inc.*

# HARMONICS AND SPURIOUS EMISSIONS

## LOW CHANNEL HORIZONTAL

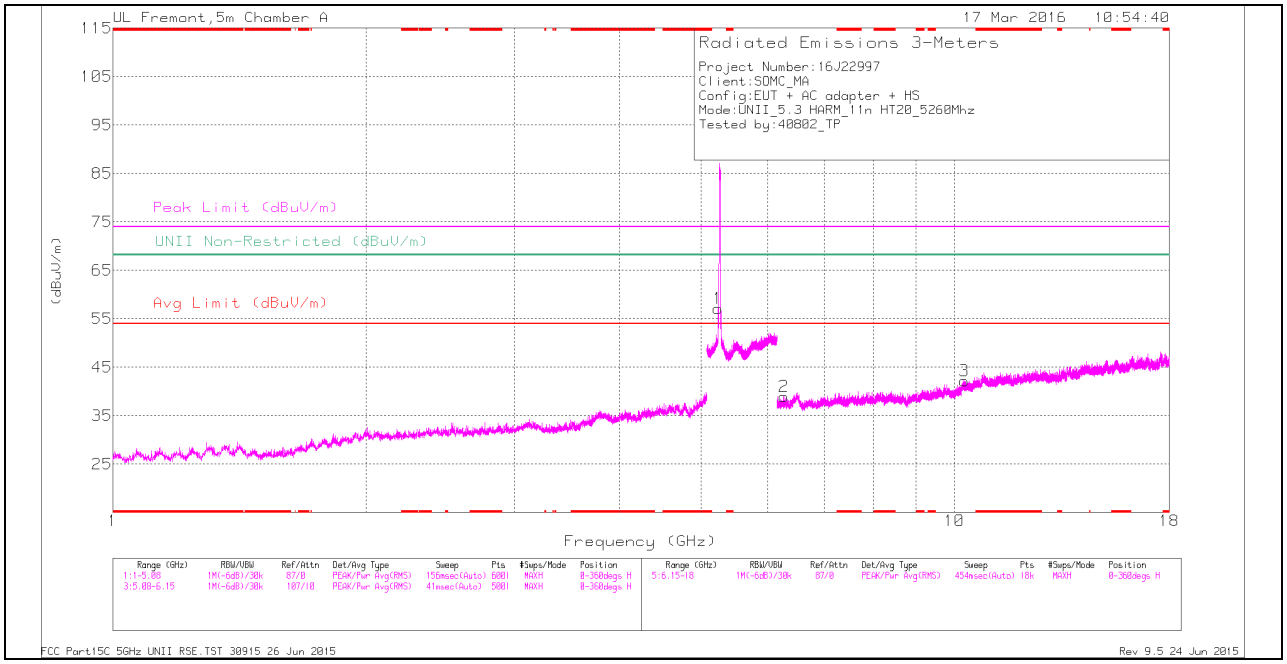


Note: Emission was scanned up to 40GHz; No emissions were detected above the noise floor which was at least 20dB below the specification limit.


*This report shall not be reproduced except in full, without the written approval of UL Verification Services Inc.*

**LOW CHANNEL VERTICAL**

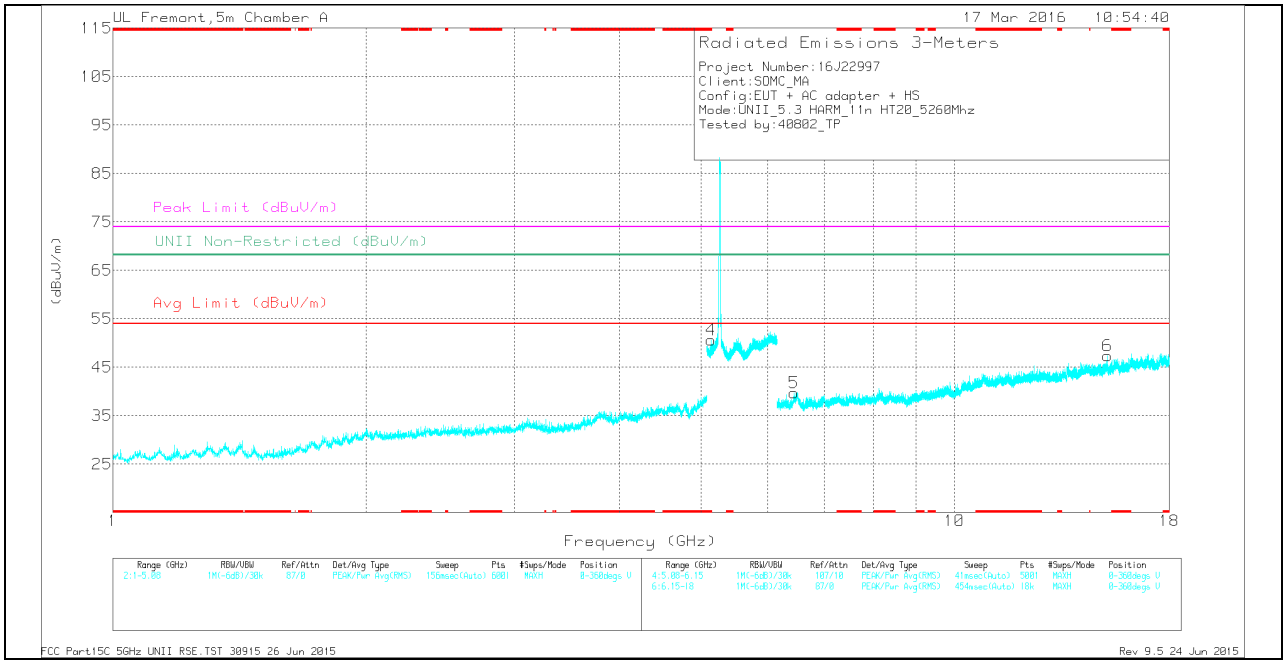


Note: Emission was scanned up to 40GHz; No emissions were detected above the noise floor which was at least 20dB below the specification limit.





*This report shall not be reproduced except in full, without the written approval of UL Verification Services Inc.*

## LOW CHANNEL DATA

*TRACE MARKERS*

| Marker | Frequency (GHz) | Meter Reading (dBuV) | Det | AF T346 (db/m) | Amp/Cbl/ Fltr/Pad (dB) | DC Corr (dB) | Corrected Reading (dBuV/m) | Avg Limit (dBuV/m) | Margin (dB) | Peak Limit (dBuV/m) | PK Margin (dB) | UNII Non-Restricted (dBuV/m) | PK Margin (dB) | Azimuth (Degs) | Height (cm) | Polarity |
|---|---|---|---|---|---|---|---|---|---|---|---|---|---|---|---|---|
| 4 | * 5.135 | 36.19 | Pk | 34.4 | -20 | 0 | 50.59 | - | - | 74 | -23.41 | - | - | 0-360 | 200 | V |
| 1 | 5.239 | 42.66 | Pk | 34.7 | -20.2 | 0 | 57.16 | - | - | - | - | 68.2 | -11.04 | 0-360 | 100 | H |
| 2 | 6.277 | 31.42 | Pk | 35.5 | -28 | 0 | 38.92 | - | - | - | - | 68.2 | -29.28 | 0-360 | 201 | H |
| 5 | 6.445 | 30.85 | Pk | 35.6 | -26.7 | 0 | 39.75 | - | - | - | - | 68.2 | -28.45 | 0-360 | 100 | V |
| 3 | 10.272 | 27.33 | Pk | 37.3 | -22.4 | 0 | 42.23 | - | - | - | - | 68.2 | -25.97 | 0-360 | 201 | H |
| 6 | 15.192 | 29.79 | Pk | 39.9 | -22.3 | 0 | 47.39 | - | - | - | - | 68.2 | -20.81 | 0-360 | 100 | V |

PK - Peak detector

*RADIATED EMISSIONS*

| Frequency (GHz) | Meter Reading (dBuV) | Det | AF T346 (db/m) | Amp/Cbl/Fl tr/Pad (dB) | DC Corr (dB) | Corrected Reading (dBuV/m) | Avg Limit (dBuV/m) | Margin (dB) | Peak Limit (dBuV/m) | PK Margin (dB) | UNII Non-Restricted (dBuV/m) | PK Margin (dB) | Azimuth (Degs) | Height (cm) | Polarity |
|---|---|---|---|---|---|---|---|---|---|---|---|---|---|---|---|
| * 5.134 | 42.52 | PK-U | 34.4 | -20 | 0 | 56.92 | - | - | 74 | -17.08 | - | - | 310 | 172 | V |
| * 5.134 | 30.71 | ADR | 34.4 | -20 | 0 | 45.11 | 54 | -8.89 | - | - | - | - | 310 | 172 | V |
| * 5.135 | 42.4 | PK-U | 34.4 | -20 | 0 | 56.8 | - | - | 74 | -17.2 | - | - | 310 | 172 | V |
| * 5.136 | 30.76 | ADR | 34.4 | -20 | 0 | 45.16 | 54 | -8.84 | - | - | - | - | 310 | 172 | V |
| 5.239 | 42.64 | PK-U | 34.7 | -20.2 | 0 | 57.14 | - | - | - | - | 68.2 | -11.06 | 107 | 150 | H |
| 6.276 | 38.54 | PK-U | 35.5 | -28 | 0 | 46.04 | - | - | - | - | 68.2 | -22.16 | 85 | 316 | H |
| 6.446 | 39 | PK-U | 35.6 | -26.7 | 0 | 47.9 | - | - | - | - | 68.2 | -20.3 | 241 | 298 | V |
| 10.273 | 34.55 | PK-U | 37.3 | -22.4 | 0 | 49.45 | - | - | - | - | 68.2 | -18.75 | 255 | 311 | H |

* - indicates frequency in CFR15.205/IC 8.10 Restricted Band

PK-U - U-NII: Maximum Peak

ADR - U-NII AD primary method, RMS average



UL VERIFICATION SERVICES INC. FORM NO: CCSUP4701H
47173 BENICIA STREET, FREMONT, CA 94538, USA TEL: (510) 771-1000 FAX: (510) 661-0888

*This report shall not be reproduced except in full, without the written approval of UL Verification Services Inc.*

**MID CHANNEL HORIZONTAL**

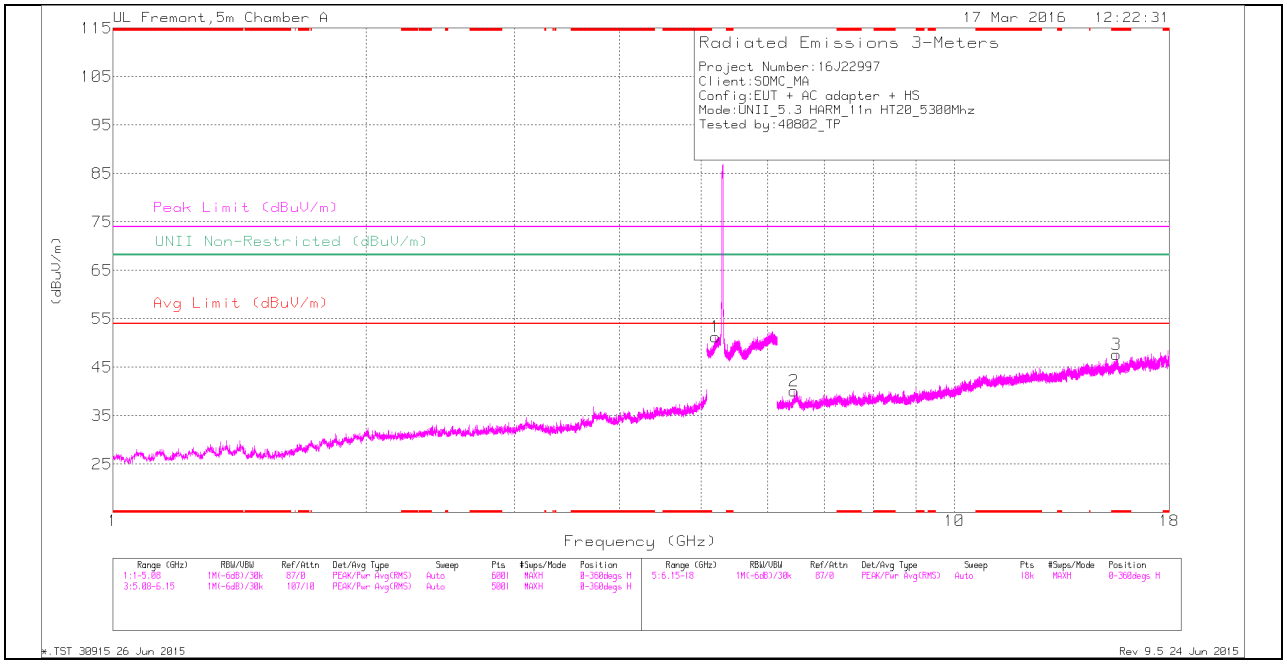


Note: Emission was scanned up to 40GHz; No emissions were detected above the noise floor which was at least 20dB below the specification limit.





*This report shall not be reproduced except in full, without the written approval of UL Verification Services Inc.*

**MID CHANNEL VERTICAL**

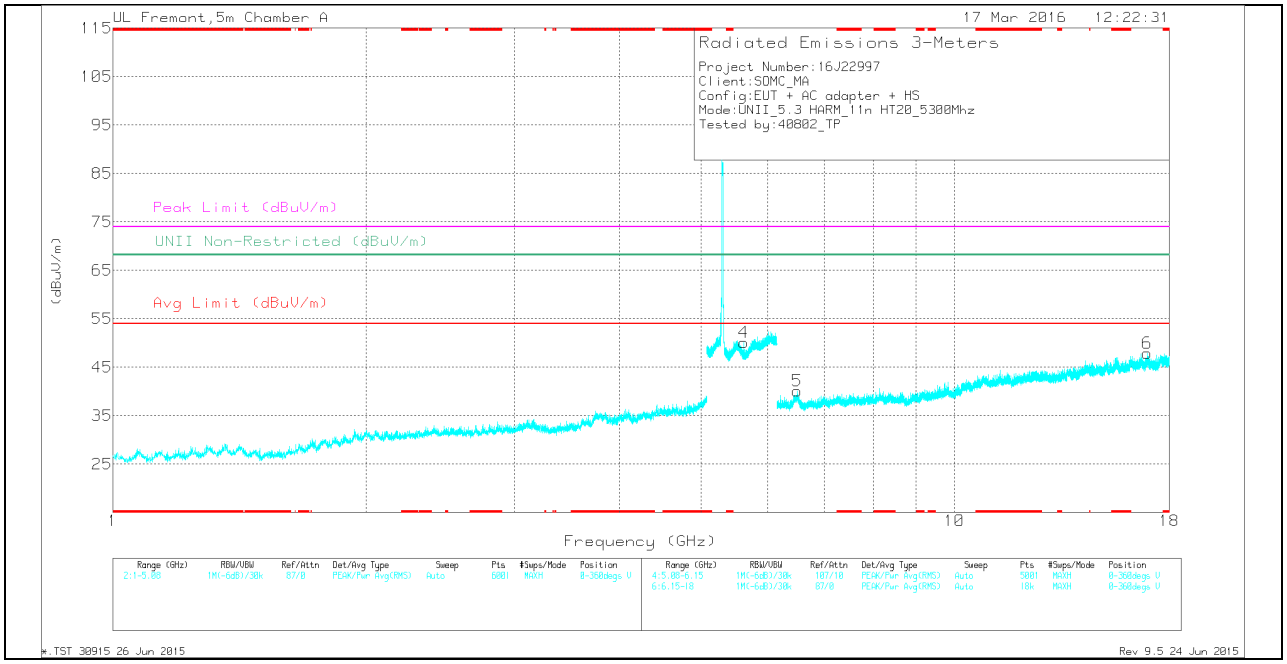


Note: Emission was scanned up to 40GHz; No emissions were detected above the noise floor which was at least 20dB below the specification limit.





*This report shall not be reproduced except in full, without the written approval of UL Verification Services Inc.*

## MID CHANNEL DATA

*TRACE MARKERS*

| Marker | Frequency (GHz) | Meter Reading (dBuV) | Det | AF T346 (db/m) | Amp/Cbl/ Fltr/Pad (dB) | DC Corr (dB) | Corrected Reading (dBuV/m) | Avg Limit (dBuV/m) | Margin (dB) | Peak Limit (dBuV/m) | PK Margin (dB) | UNII Non-Restricted (dBuV/m) | PK Margin (dB) | Azimuth (Degs) | Height (cm) | Polarity |
|---|---|---|---|---|---|---|---|---|---|---|---|---|---|---|---|---|
| 3 | * 15.574 | 28.83 | Pk | 40.2 | -21.4 | 0 | 47.63 | - | - | 74 | -26.37 | - | - | 0-360 | 100 | H |
| 1 | 5.199 | 36.84 | Pk | 34.6 | -20.2 | 0 | 51.24 | - | - | - | - | 68.2 | -16.96 | 0-360 | 201 | H |
| 4 | 5.616 | 35.86 | Pk | 34.7 | -20.5 | 0 | 50.06 | - | - | - | - | 68.2 | -18.14 | 0-360 | 200 | V |
| 2 | 6.449 | 31.19 | Pk | 35.6 | -26.7 | 0 | 40.09 | - | - | - | - | 68.2 | -28.11 | 0-360 | 100 | H |
| 5 | 6.501 | 30.83 | Pk | 35.6 | -26.3 | 0 | 40.13 | - | - | - | - | 68.2 | -28.07 | 0-360 | 200 | V |
| 6 | 16.941 | 29.05 | Pk | 41.4 | -22.5 | 0 | 47.95 | - | - | - | - | 68.2 | -20.25 | 0-360 | 200 | V |

* - indicates frequency in CFR15.205/IC 8.10 Restricted Bands

PK - Peak detector

*RADIATED EMISSIONS*

| Frequency (GHz) | Meter Reading (dBuV) | Det | AF T346 (db/m) | Amp/Cbl/Fl tr/Pad (dB) | DC Corr (dB) | Corrected Reading (dBuV/m) | Avg Limit (dBuV/m) | Margin (dB) | Peak Limit (dBuV/m) | PK Margin (dB) | UNII Non-Restricted (dBuV/m) | PK Margin (dB) | Azimuth (Degs) | Height (cm) | Polarity |
|---|---|---|---|---|---|---|---|---|---|---|---|---|---|---|---|
| * 15.573 | 36.24 | PK-U | 40.2 | -21.4 | 0 | 55.04 | - | - | 74 | -18.96 | - | - | 135 | 365 | H |
| * 15.574 | 24.02 | ADR | 40.2 | -21.4 | 0 | 42.82 | 54 | -11.18 | - | - | - | - | 135 | 365 | H |
| 5.2 | 44.27 | PK-U | 34.6 | -20.2 | 0 | 58.67 | - | - | - | - | 68.2 | -9.53 | 322 | 110 | H |
| 5.618 | 41.68 | PK-U | 34.7 | -20.5 | 0 | 55.88 | - | - | - | - | 68.2 | -12.32 | 214 | 170 | V |
| 6.45 | 38.53 | PK-U | 35.6 | -26.7 | 0 | 47.43 | - | - | - | - | 68.2 | -20.77 | 263 | 290 | H |
| 6.503 | 39.52 | PK-U | 35.6 | -26.2 | 0 | 48.92 | - | - | - | - | 68.2 | -19.28 | 192 | 384 | V |
| 16.941 | 35.66 | PK-U | 41.4 | -22.4 | 0 | 54.66 | - | - | - | - | 68.2 | -13.54 | 10 | 277 | V |

* - indicates frequency in CFR15.205/IC 8.10 Restricted Band

PK-U - U-NII: Maximum Peak

ADR - U-NII AD primary method, RMS average



UL VERIFICATION SERVICES INC. FORM NO: CCSUP4701H
47173 BENICIA STREET, FREMONT, CA 94538, USA TEL: (510) 771-1000 FAX: (510) 661-0888

*This report shall not be reproduced except in full, without the written approval of UL Verification Services Inc.*

**HIGH CHANNEL HORIZONTAL**

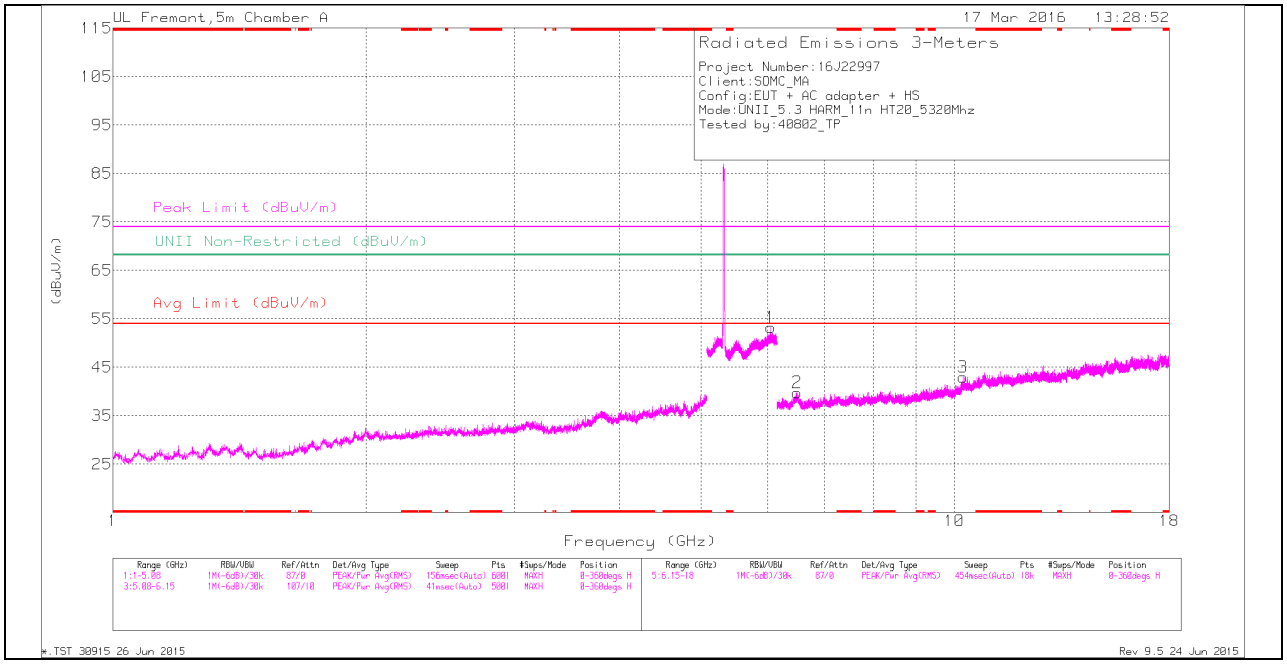


Note: Emission was scanned up to 40GHz; No emissions were detected above the noise floor which was at least 20dB below the specification limit.





*This report shall not be reproduced except in full, without the written approval of UL Verification Services Inc.*

**HIGH CHANNEL VERTICAL**

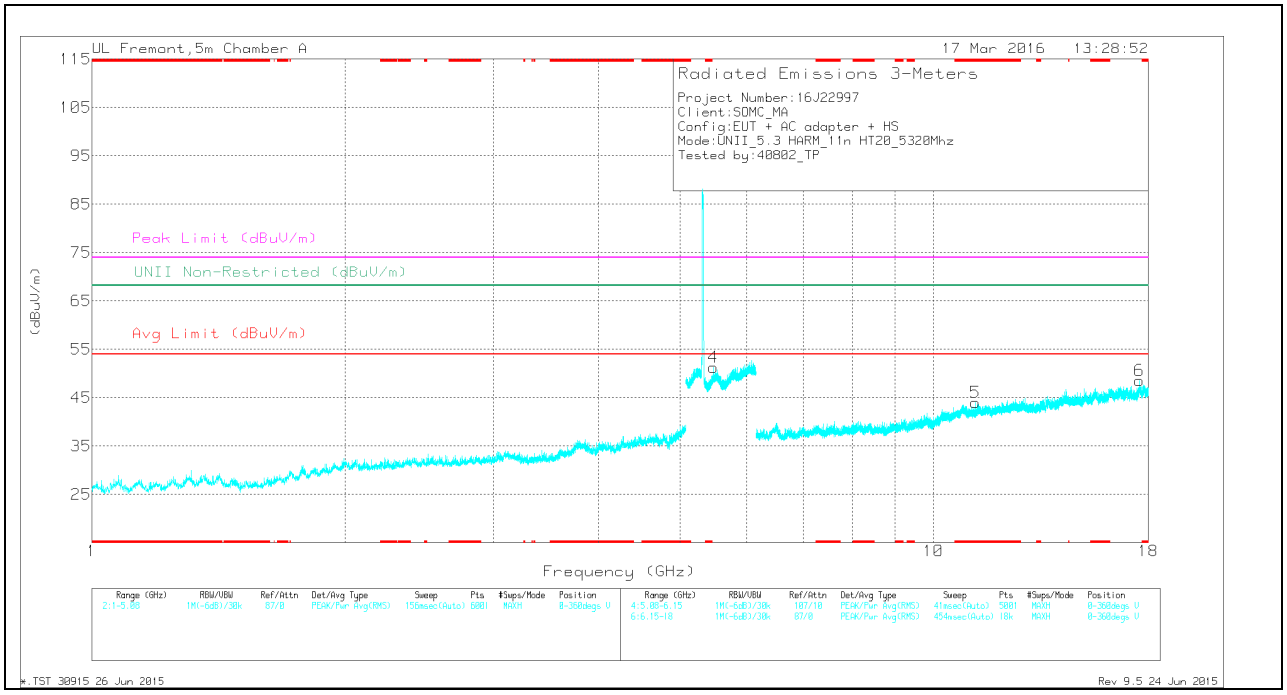


Note: Emission was scanned up to 40GHz; No emissions were detected above the noise floor which was at least 20dB below the specification limit.


*This report shall not be reproduced except in full, without the written approval of UL Verification Services Inc.*

## HIGH CHANNEL DATA

*TRACE MARKERS*

| Marker | Frequency (GHz) | Meter Reading (dBuV) | Det | AF T346 (db/m) | Amp/Cbl/ Fltr/Pad (dB) | DC Corr (dB) | Corrected Reading (dBuV/m) | Avg Limit (dBuV/m) | Margin (dB) | Peak Limit (dBuV/m) | PK Margin (dB) | UNII Non-Restricted (dBuV/m) | PK Margin (dB) | Azimuth (Degs) | Height (cm) | Polarity |
|---|---|---|---|---|---|---|---|---|---|---|---|---|---|---|---|---|
| 5 | * 11.206 | 28.91 | Pk | 38 | -22.9 | 0 | 44.01 | - | - | 74 | -29.99 | - | - | 0-360 | 200 | V |
| 4 | 5.48 | 36.65 | Pk | 34.8 | -20.2 | 0 | 51.25 | - | - | - | - | 68.2 | -16.95 | 0-360 | 100 | V |
| 1 | 6.05 | 37.21 | Pk | 35.3 | -19.3 | 0 | 53.21 | - | - | - | - | 68.2 | -14.99 | 0-360 | 201 | H |
| 2 | 6.498 | 30.49 | Pk | 35.6 | -26.3 | 0 | 39.79 | - | - | - | - | 68.2 | -28.41 | 0-360 | 201 | H |
| 3 | 10.233 | 28.04 | Pk | 37.2 | -22.3 | 0 | 42.94 | - | - | - | - | 68.2 | -25.26 | 0-360 | 100 | H |
| 6 | 17.56 | 28.77 | Pk | 40.9 | -21.1 | 0 | 48.57 | - | - | - | - | 68.2 | -19.63 | 0-360 | 200 | V |

* - indicates frequency in CFR15.205/IC 8.10 Restricted Band

PK - Peak detector

*RADIATED EMISSIONS*

| Frequency (GHz) | Meter Reading (dBuV) | Det | AF T346 (db/m) | Amp/Cbl/Fltr/Pad (dB) | DC Corr (dB) | Corrected Reading (dBuV/m) | Avg Limit (dBuV/m) | Margin (dB) | Peak Limit (dBuV/m) | PK Margin (dB) | UNII Non-Restricted (dBuV/m) | PK Margin (dB) | Azimuth (Degs) | Height (cm) | Polarity |
|---|---|---|---|---|---|---|---|---|---|---|---|---|---|---|---|
| * 11.207 | 35.85 | PK-U | 38 | -22.9 | 0 | 50.95 | - | - | 74 | -23.05 | - | - | 254 | 185 | V |
| * 11.207 | 23.75 | ADR | 38 | -22.9 | 0 | 38.85 | 54 | -15.15 | - | - | - | - | 254 | 185 | V |
| 5.479 | 43.56 | PK-U | 34.8 | -20.2 | 0 | 58.16 | - | - | - | - | 68.2 | -10.04 | 188 | 126 | V |
| 6.05 | 44.38 | PK-U | 35.3 | -19.3 | 0 | 60.38 | - | - | - | - | 68.2 | -7.82 | 264 | 194 | H |
| 6.497 | 38.21 | PK-U | 35.6 | -26.3 | 0 | 47.51 | - | - | - | - | 68.2 | -20.69 | 195 | 194 | H |
| 10.234 | 34.34 | PK-U | 37.2 | -22.3 | 0 | 49.24 | - | - | - | - | 68.2 | -18.96 | 42 | 100 | H |
| 17.562 | 35.83 | PK-U | 40.9 | -21 | 0 | 55.73 | - | - | - | - | 68.2 | -12.47 | 181 | 208 | V |

* - indicates frequency in CFR15.205/IC 8.10 Restricted Band

PK-U - U-NII: Maximum Peak

ADR - U-NII AD primary method, RMS average



UL VERIFICATION SERVICES INC. FORM NO: CCSUP4701H
47173 BENICIA STREET, FREMONT, CA 94538, USA TEL: (510) 771-1000 FAX: (510) 661-0888

*This report shall not be reproduced except in full, without the written approval of UL Verification Services Inc.*

## 9.2.3. TX ABOVE 1 GHz 802.11n HT40 MODE IN THE 5.3 GHz BAND AUTHORIZED BANDEDGE (HIGH CHANNEL)

### HORIZONTAL PEAK AND AVERAGE PLOT

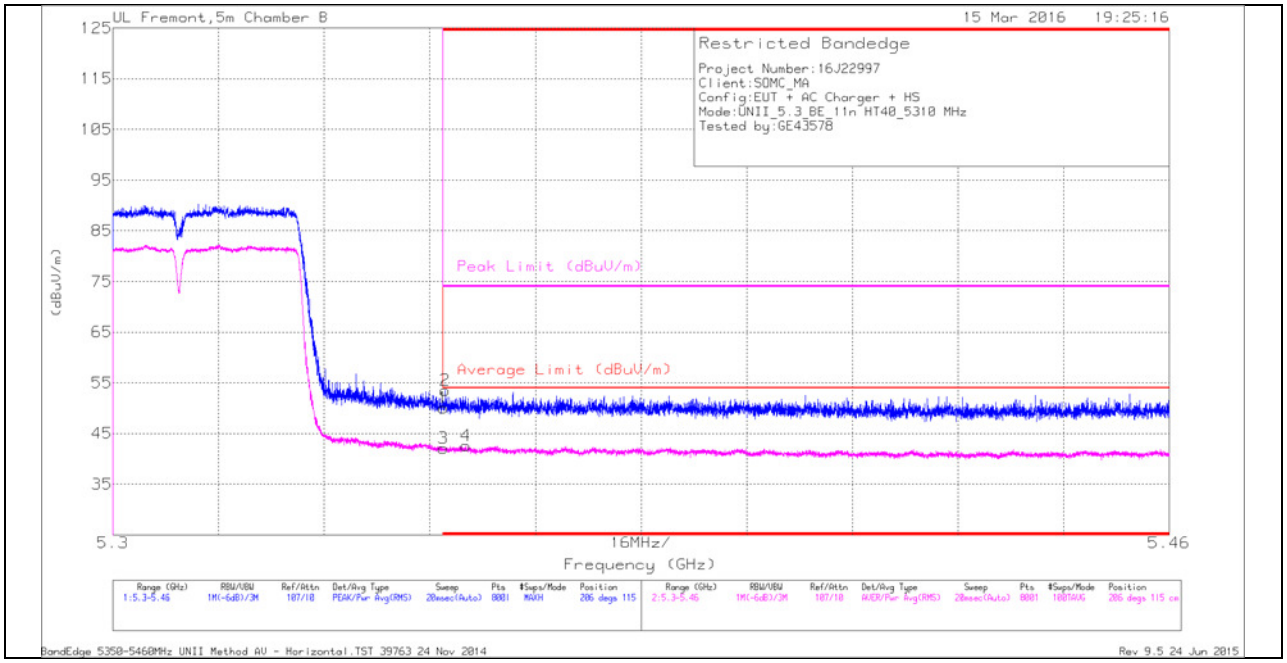


### HORIZONTAL DATA

Trace Markers

| Marker | Frequency (GHz) | Meter Reading (dBuV) | Det | AF T344 (dB/m) | Amp/Cbl/Flt r/Pad (dB) | DC Corr (dB) | Corrected Reading (dBuV/m) | Average Limit (dBuV/m) | Margin (dB) | Peak Limit (dBuV/m) | PK Margin (dB) | Azimuth (Degs) | Height (cm) | Polarity |
|---|---|---|---|---|---|---|---|---|---|---|---|---|---|---|
| 1 | * 5.35 | 35.79 | Pk | 34.5 | -20.3 | 0 | 49.99 | - | - | 74 | -24.01 | 206 | 115 | H |
| 2 | * 5.35 | 39.27 | Pk | 34.5 | -20.3 | 0 | 53.47 | - | - | 74 | -20.53 | 206 | 115 | H |
| 3 | * 5.35 | 27.83 | RMS | 34.5 | -20.3 | .12 | 42.15 | 54 | -11.85 | - | - | 206 | 115 | H |
| 4 | * 5.353 | 28.08 | RMS | 34.5 | -20.1 | .12 | 42.6 | 54 | -11.4 | - | - | 206 | 115 | H |

* - indicates frequency in CFR15.205/IC 8.10 Restricted Band

Pk - Peak detector

RMS - RMS detection



UL VERIFICATION SERVICES INC. FORM NO: CCSUP4701H
47173 BENICIA STREET, FREMONT, CA 94538, USA TEL: (510) 771-1000 FAX: (510) 661-0888

*This report shall not be reproduced except in full, without the written approval of UL Verification Services Inc.*

## VERTICAL PEAK AND AVERAGE PLOT

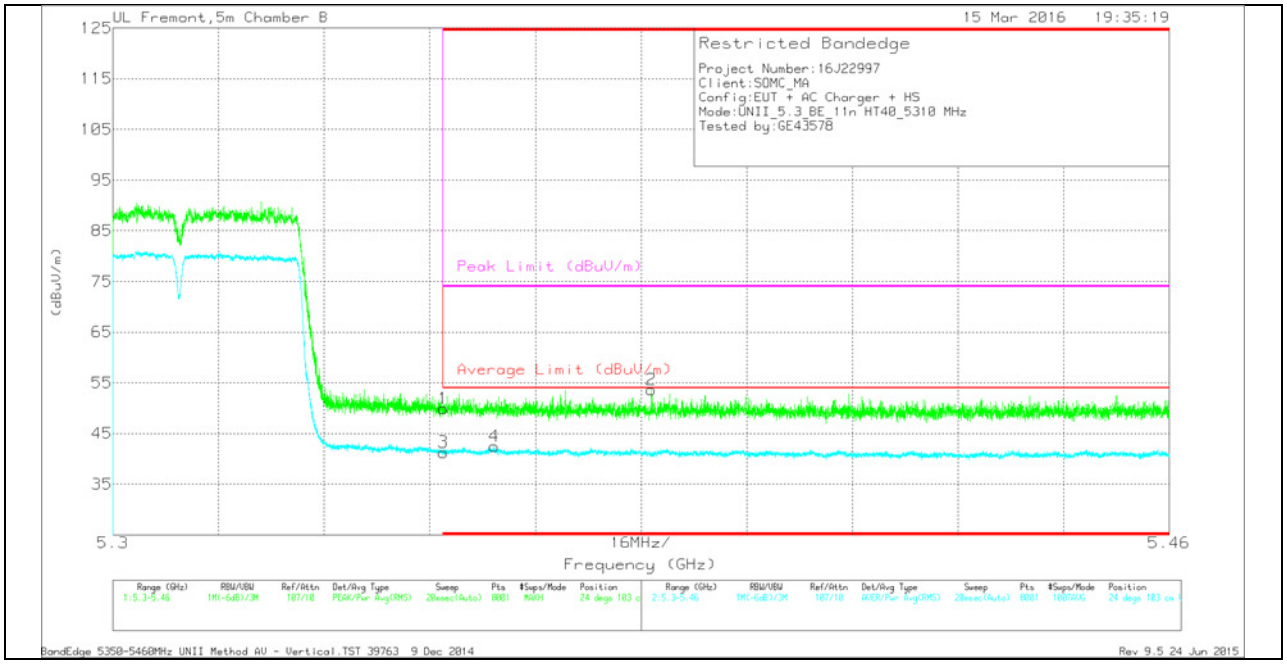


## VERTICAL DATA

Trace Markers

| Marker | Frequency (GHz) | Meter Reading (dBuV) | Det | AF T344 (dB/m) | Amp/Cbl/Flt r/Pad (dB) | DC Corr (dB) | Corrected Reading (dBuV/m) | Average Limit (dBuV/m) | Margin (dB) | Peak Limit (dBuV/m) | PK Margin (dB) | Azimuth (Degs) | Height (cm) | Polarity |
|---|---|---|---|---|---|---|---|---|---|---|---|---|---|---|
| 1 | * 5.35 | 35.67 | Pk | 34.5 | -20.3 | 0 | 49.87 | - | - | 74 | -24.13 | 24 | 103 | V |
| 3 | * 5.35 | 26.97 | RMS | 34.5 | -20.3 | .12 | 41.29 | 54 | -12.71 | - | - | 24 | 103 | V |
| 4 | * 5.358 | 27.79 | RMS | 34.5 | -19.9 | .12 | 42.51 | 54 | -11.49 | - | - | 24 | 103 | V |
| 2 | * 5.382 | 39.76 | Pk | 34.5 | -20.6 | 0 | 53.66 | - | - | 74 | -20.34 | 24 | 103 | V |

* - indicates frequency in CFR15.205/IC 8.10 Restricted Band

Pk - Peak detector

RMS - RMS detection




*This report shall not be reproduced except in full, without the written approval of UL Verification Services Inc.*

# HARMONICS AND SPURIOUS EMISSIONS

## LOW CHANNEL HORIZONTAL

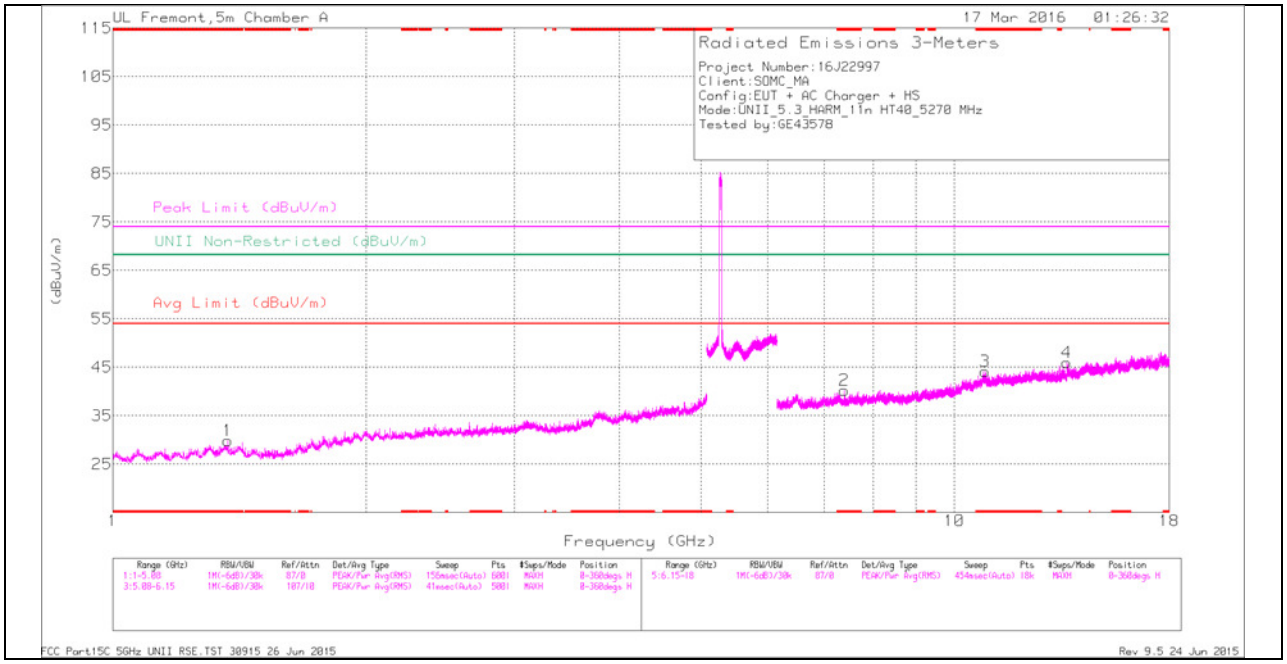


Note: Emission was scanned up to 40GHz; No emissions were detected above the noise floor which was at least 20dB below the specification limit.



UL VERIFICATION SERVICES INC. FORM NO: CCSUP4701H
47173 BENICIA STREET, FREMONT, CA 94538, USA TEL: (510) 771-1000 FAX: (510) 661-0888

*This report shall not be reproduced except in full, without the written approval of UL Verification Services Inc.*

**LOW CHANNEL VERTICAL**

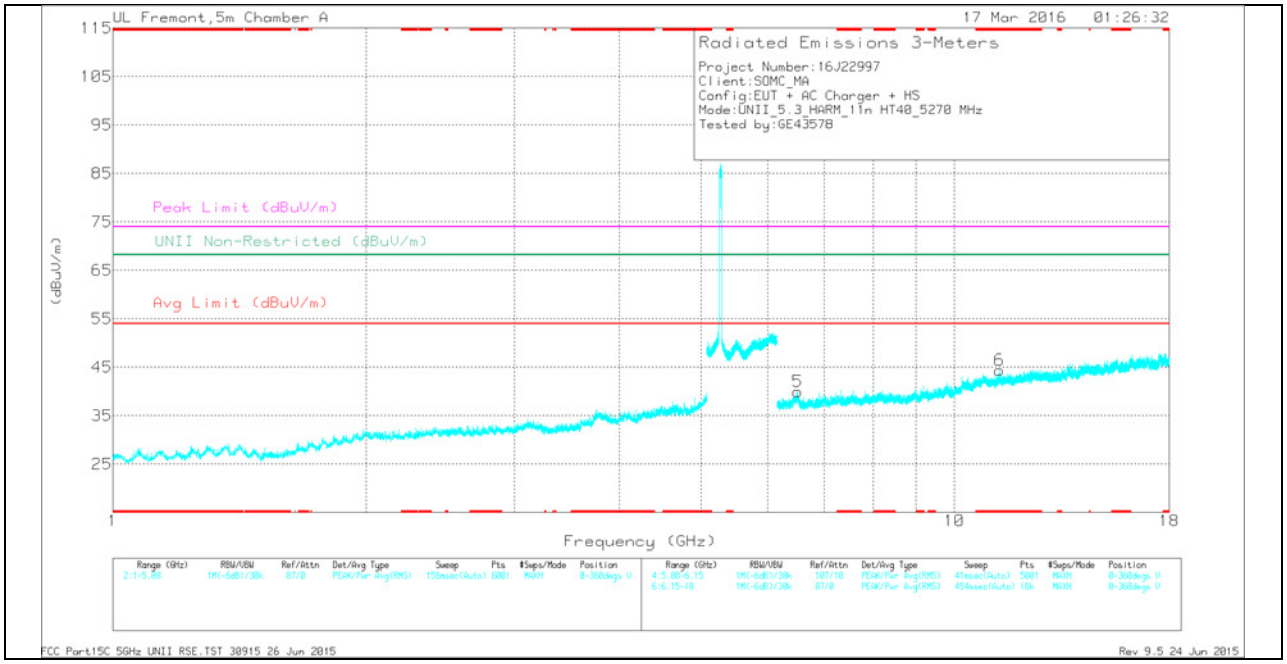


Note: Emission was scanned up to 40GHz; No emissions were detected above the noise floor which was at least 20dB below the specification limit.





*This report shall not be reproduced except in full, without the written approval of UL Verification Services Inc.*

## LOW CHANNEL DATA

*TRACE MARKERS*

| Marker | Frequency (GHz) | Meter Reading (dBuV) | Det | AF T346 (db/m) | Amp/Cbl/ Fltr/Pad (dB) | DC Corr (dB) | Corrected Reading (dBuV/m) | Avg Limit (dBuV/m) | Margin (dB) | Peak Limit (dBuV/m) | PK Margin (dB) | UNII Non-Restricted (dBuV/m) | PK Margin (dB) | Azimuth (Degs) | Height (cm) | Polarity |
|---|---|---|---|---|---|---|---|---|---|---|---|---|---|---|---|---|
| 1 | * 1.369 | 35.97 | Pk | 29 | -35.1 | 0 | 29.87 | - | - | 74 | -44.13 | - | - | 0-360 | 100 | H |
| 2 | * 7.394 | 30.5 | Pk | 35.7 | -25.9 | 0 | 40.3 | - | - | 74 | -33.7 | - | - | 0-360 | 100 | H |
| 3 | * 10.882 | 28.42 | Pk | 37.8 | -22.1 | 0 | 44.12 | - | - | 74 | -29.88 | - | - | 0-360 | 100 | H |
| 6 | * 11.319 | 28.92 | Pk | 38.1 | -22.6 | 0 | 44.42 | - | - | 74 | -29.58 | - | - | 0-360 | 200 | V |
| 5 | 6.517 | 30.83 | Pk | 35.6 | -26.4 | 0 | 40.03 | - | - | - | - | 68.2 | -28.17 | 0-360 | 100 | V |
| 4 | 13.607 | 29.76 | Pk | 39 | -22.8 | 0 | 45.96 | - | - | - | - | 68.2 | -22.24 | 0-360 | 100 | H |

* - indicates frequency in CFR15.205/IC 8.10 Restricted Band

Pk - Peak detector

*RADIATED EMISSIONS*

| Frequency (GHz) | Meter Reading (dBuV) | Det | AF T346 (db/m) | Amp/Cbl/Fl tr/Pad (dB) | DC Corr (dB) | Corrected Reading (dBuV/m) | Avg Limit (dBuV/m) | Margin (dB) | Peak Limit (dBuV/m) | PK Margin (dB) | UNII Non-Restricted (dBuV/m) | PK Margin (dB) | Azimuth (Degs) | Height (cm) | Polarity |
|---|---|---|---|---|---|---|---|---|---|---|---|---|---|---|---|
| * 1.369 | 43.74 | PK-U | 29 | -35.1 | 0 | 37.64 | - | - | 74 | -36.36 | - | - | 112 | 100 | H |
| * 1.368 | 31.83 | ADR | 29 | -35.1 | .12 | 25.85 | 54 | -28.15 | - | - | - | - | 112 | 100 | H |
| * 7.395 | 37.07 | PK-U | 35.7 | -25.9 | 0 | 46.87 | - | - | 74 | -27.13 | - | - | 179 | 100 | H |
| * 7.394 | 25.52 | ADR | 35.7 | -25.9 | .12 | 35.44 | 54 | -18.56 | - | - | - | - | 179 | 100 | H |
| * 10.881 | 35.67 | PK-U | 37.8 | -22.1 | 0 | 51.37 | - | - | 74 | -22.63 | - | - | 274 | 100 | H |
| * 10.881 | 24.15 | ADR | 37.8 | -22.1 | .12 | 39.97 | 54 | -14.03 | - | - | - | - | 274 | 100 | H |
| * 11.32 | 36.2 | PK-U | 38.1 | -22.6 | 0 | 51.7 | - | - | 74 | -22.3 | - | - | 151 | 201 | V |
| * 11.32 | 24.84 | ADR | 38.1 | -22.6 | .12 | 40.46 | 54 | -13.54 | - | - | - | - | 151 | 201 | V |
| 6.515 | 38.12 | PK-U | 35.6 | -26.3 | 0 | 47.42 | - | - | - | - | 68.2 | -20.78 | 229 | 100 | V |
| 13.606 | 36.97 | PK-U | 39 | -22.8 | 0 | 53.17 | - | - | - | - | 68.2 | -15.03 | 328 | 100 | H |

* - indicates frequency in CFR15.205/IC 8.10 Restricted Band

PK-U - U-NII: Maximum Peak

ADR - U-NII AD primary method, RMS average



UL VERIFICATION SERVICES INC. FORM NO: CCSUP4701H
47173 BENICIA STREET, FREMONT, CA 94538, USA TEL: (510) 771-1000 FAX: (510) 661-0888

*This report shall not be reproduced except in full, without the written approval of UL Verification Services Inc.*

**HIGH CHANNEL HORIZONTAL**

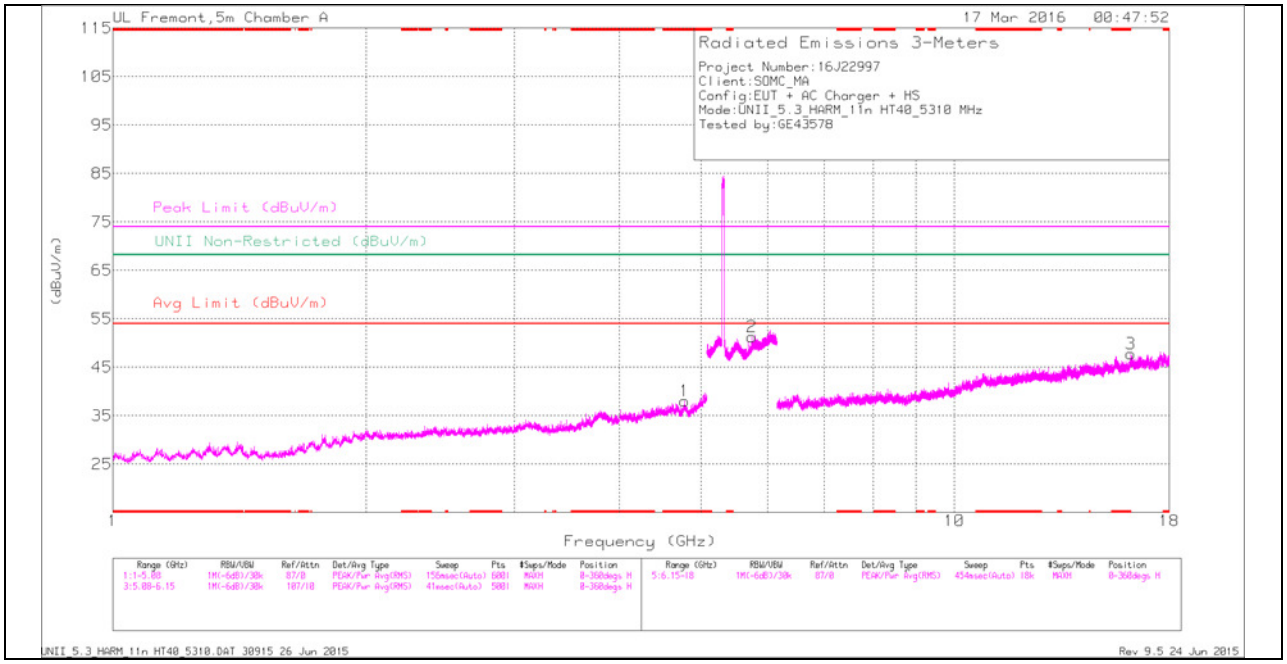


Note: Emission was scanned up to 40GHz; No emissions were detected above the noise floor which was at least 20dB below the specification limit.





*This report shall not be reproduced except in full, without the written approval of UL Verification Services Inc.*

**HIGH CHANNEL VERTICAL**

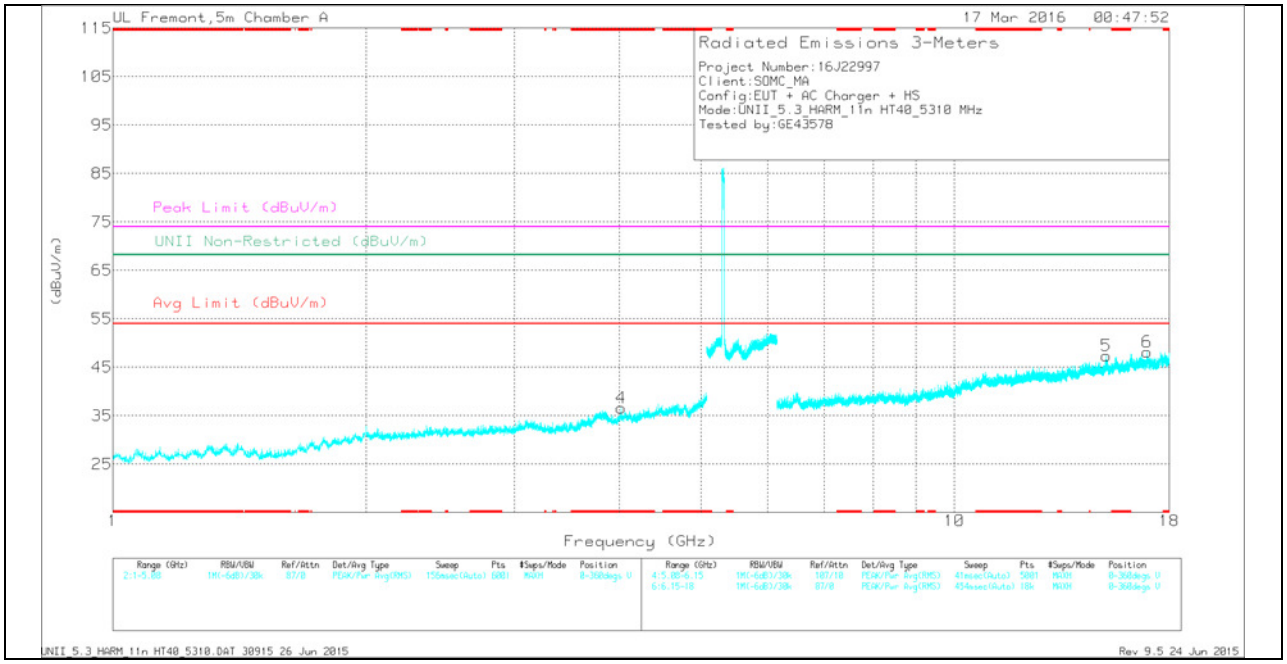


Note: Emission was scanned up to 40GHz; No emissions were detected above the noise floor which was at least 20dB below the specification limit.


*This report shall not be reproduced except in full, without the written approval of UL Verification Services Inc.*

## HIGH CHANNEL DATA

*TRACE MARKERS*

| Marker | Frequency (GHz) | Meter Reading (dBuV) | Det | AF T346 (db/m) | Amp/Cbl/ Fltr/Pad (dB) | DC Corr (dB) | Corrected Reading (dBuV/m) | Avg Limit (dBuV/m) | Margin (dB) | Peak Limit (dBuV/m) | PK Margin (dB) | UNII Non-Restricted (dBuV/m) | PK Margin (dB) | Azimuth (Degs) | Height (cm) | Polarity |
|---|---|---|---|---|---|---|---|---|---|---|---|---|---|---|---|---|
| 1 | * 4.777 | 33.76 | Pk | 34.3 | -30 | 0 | 38.06 | - | - | 74 | -35.94 | - | - | 0-360 | 100 | H |
| 4 | * 4.018 | 34.34 | Pk | 33.5 | -31.2 | 0 | 36.64 | - | - | 74 | -37.36 | - | - | 0-360 | 100 | V |
| 2 | 5.748 | 36.34 | Pk | 34.9 | -19.9 | 0 | 51.34 | - | - | - | - | 68.2 | -16.86 | 0-360 | 201 | H |
| 5 | 15.161 | 29.74 | Pk | 39.9 | -22.2 | 0 | 47.44 | - | - | - | - | 68.2 | -20.76 | 0-360 | 200 | V |
| 3 | 16.209 | 28.99 | Pk | 40.8 | -22 | 0 | 47.79 | - | - | - | - | 68.2 | -20.41 | 0-360 | 201 | H |
| 6 | 16.955 | 28.82 | Pk | 41.4 | -22 | 0 | 48.22 | - | - | - | - | 68.2 | -19.98 | 0-360 | 200 | V |

* - indicates frequency in CFR15.205/IC 8.10 Restricted Band

Pk - Peak detector

*RADIATED EMISSIONS*

| Frequency (GHz) | Meter Reading (dBuV) | Det | AF T346 (db/m) | Amp/Cbl/Fl tr/Pad (dB) | DC Corr (dB) | Corrected Reading (dBuV/m) | Avg Limit (dBuV/m) | Margin (dB) | Peak Limit (dBuV/m) | PK Margin (dB) | UNII Non-Restricted (dBuV/m) | PK Margin (dB) | Azimuth (Degs) | Height (cm) | Polarity |
|---|---|---|---|---|---|---|---|---|---|---|---|---|---|---|---|
| * 4.776 | 42.04 | PK-U | 34.3 | -30 | 0 | 46.34 | - | - | 74 | -27.66 | - | - | 120 | 100 | H |
| * 4.777 | 30.02 | ADR | 34.3 | -30 | .12 | 34.44 | 54 | -19.56 | - | - | - | - | 120 | 100 | H |
| * 4.017 | 41.73 | PK-U | 33.5 | -31.2 | 0 | 44.03 | - | - | 74 | -29.97 | - | - | 79 | 100 | V |
| * 4.019 | 30.15 | ADR | 33.5 | -31.2 | .12 | 32.57 | 54 | -21.43 | - | - | - | - | 79 | 100 | V |
| * 11.32 | 36.2 | PK-U | 38.1 | -22.6 | 0 | 51.7 | - | - | 74 | -22.3 | - | - | 151 | 201 | V |
| * 11.32 | 24.84 | ADR | 38.1 | -22.6 | .12 | 40.46 | 54 | -13.54 | - | - | - | - | 151 | 201 | V |
| 5.749 | 43.73 | PK-U | 34.9 | -19.9 | 0 | 58.73 | - | - | - | - | 68.2 | -9.47 | 174 | 202 | H |
| 15.163 | 35.9 | PK-U | 39.9 | -22.1 | 0 | 53.7 | - | - | - | - | 68.2 | -14.5 | 164 | 202 | V |
| 16.21 | 37.05 | PK-U | 40.8 | -22 | 0 | 55.85 | - | - | - | - | 68.2 | -12.35 | 211 | 202 | H |
| 16.954 | 36.15 | PK-U | 41.4 | -22 | 0 | 55.55 | - | - | - | - | 68.2 | -12.65 | 61 | 202 | V |

* - indicates frequency in CFR15.205/IC 8.10 Restricted Band

PK-U - U-NII: Maximum Peak

ADR - U-NII AD primary method, RMS average



UL VERIFICATION SERVICES INC. FORM NO: CCSUP4701H
47173 BENICIA STREET, FREMONT, CA 94538, USA TEL: (510) 771-1000 FAX: (510) 661-0888

*This report shall not be reproduced except in full, without the written approval of UL Verification Services Inc.*

## 9.2.4. TX ABOVE 1 GHz 802.11ac VHT80 MODE IN THE 5.3 GHz BAND AUTHORIZED BANDEDGE (HIGH CHANNEL)

### HORIZONTAL PEAK AND AVERAGE PLOT

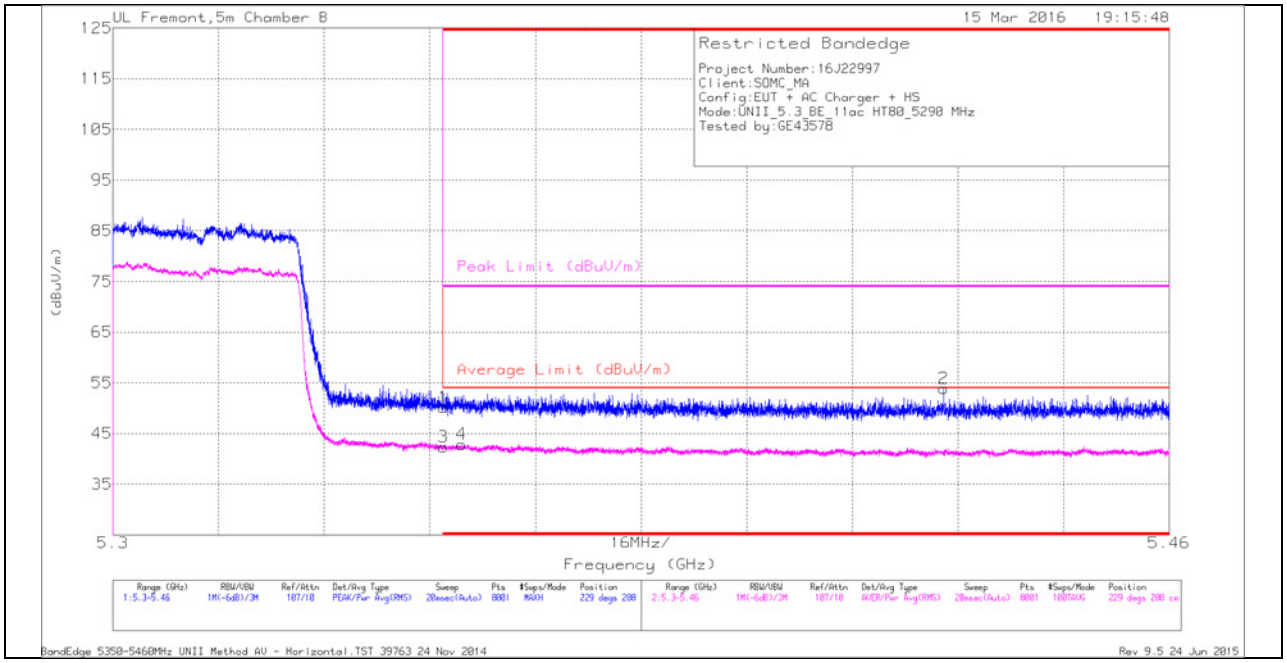


### HORIZONTAL DATA

Trace Markers

| Marker | Frequency (GHz) | Meter Reading (dBuV) | Det | AF T344 (dB/m) | Amp/Cbl/Fltr/Pad (dB) | DC Corr (dB) | Corrected Reading (dBuV/m) | Average Limit (dBuV/m) | Margin (dB) | Peak Limit (dBuV/m) | PK Margin (dB) | Azimuth (Degs) | Height (cm) | Polarity |
|---|---|---|---|---|---|---|---|---|---|---|---|---|---|---|
| 1 | * 5.35 | 35.93 | Pk | 34.5 | -20.3 | 0 | 50.13 | - | - | 74 | -23.87 | 229 | 288 | H |
| 3 | * 5.35 | 27.87 | RMS | 34.5 | -20.3 | .25 | 42.32 | 54 | -11.68 | - | - | 229 | 288 | H |
| 4 | * 5.353 | 28.25 | RMS | 34.5 | -20.1 | .25 | 42.9 | 54 | -11.1 | - | - | 229 | 288 | H |
| 2 | * 5.426 | 39.77 | Pk | 34.6 | -20.5 | 0 | 53.87 | - | - | 74 | -20.13 | 229 | 288 | H |

* - indicates frequency in CFR15.205/IC 8.10 Restricted Band

Pk - Peak detector

RMS - RMS detection



UL VERIFICATION SERVICES INC. FORM NO: CCSUP4701H
47173 BENICIA STREET, FREMONT, CA 94538, USA TEL: (510) 771-1000 FAX: (510) 661-0888

*This report shall not be reproduced except in full, without the written approval of UL Verification Services Inc.*

## VERTICAL PEAK AND AVERAGE PLOT

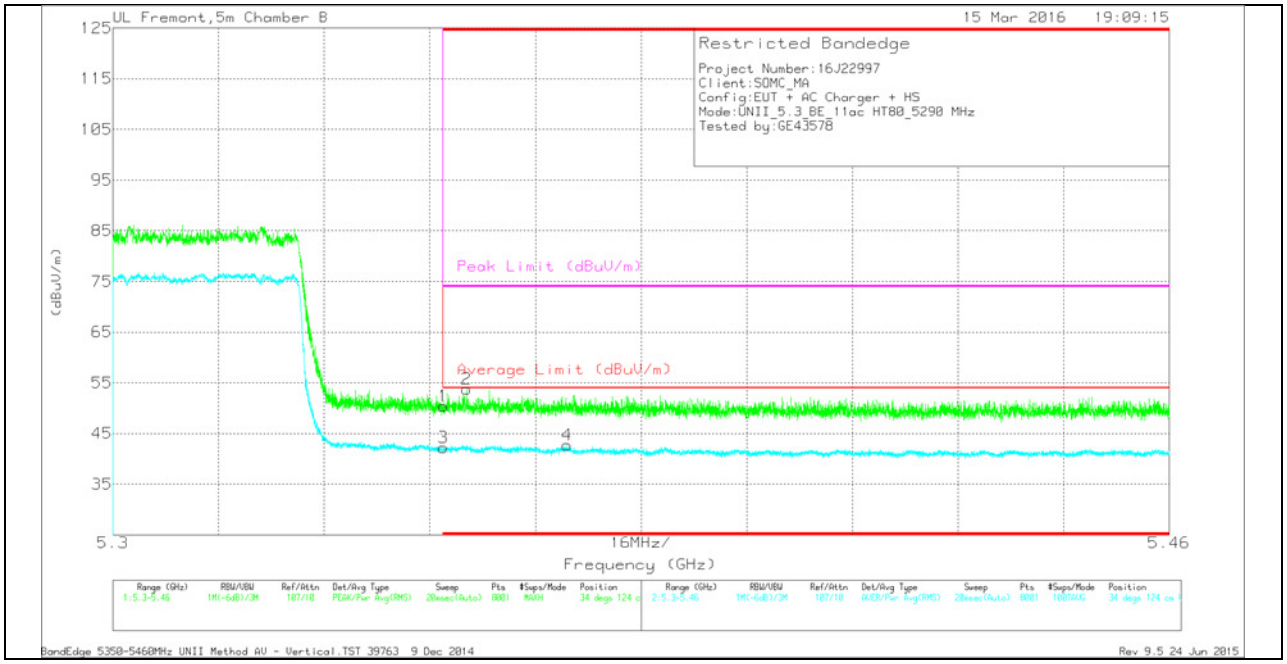


## VERTICAL DATA

Trace Markers

| Marker | Frequency (GHz) | Meter Reading (dBuV) | Det | AF T344 (dB/m) | Amp/Cbl/Fltr/Pad (dB) | DC Corr (dB) | Corrected Reading (dBuV/m) | Average Limit (dBuV/m) | Margin (dB) | Peak Limit (dBuV/m) | PK Margin (dB) | Azimuth (Degs) | Height (cm) | Polarity |
|---|---|---|---|---|---|---|---|---|---|---|---|---|---|---|
| 1 | * 5.35 | 36.16 | Pk | 34.5 | -20.3 | 0 | 50.36 | - | - | 74 | -23.64 | 34 | 124 | V |
| 3 | * 5.35 | 27.79 | RMS | 34.5 | -20.3 | .25 | 42.24 | 54 | -11.76 | - | - | 34 | 124 | V |
| 2 | * 5.354 | 39.44 | Pk | 34.5 | -20.2 | 0 | 53.74 | - | - | 74 | -20.26 | 34 | 124 | V |
| 4 | * 5.369 | 27.93 | RMS | 34.5 | -20 | .25 | 42.68 | 54 | -11.32 | - | - | 34 | 124 | V |

* - indicates frequency in CFR15.205/IC 8.10 Restricted Band

Pk - Peak detector

RMS - RMS detection


*This report shall not be reproduced except in full, without the written approval of UL Verification Services Inc.*

# HARMONICS AND SPURIOUS EMISSIONS

## LOW CHANNEL HORIZONTAL

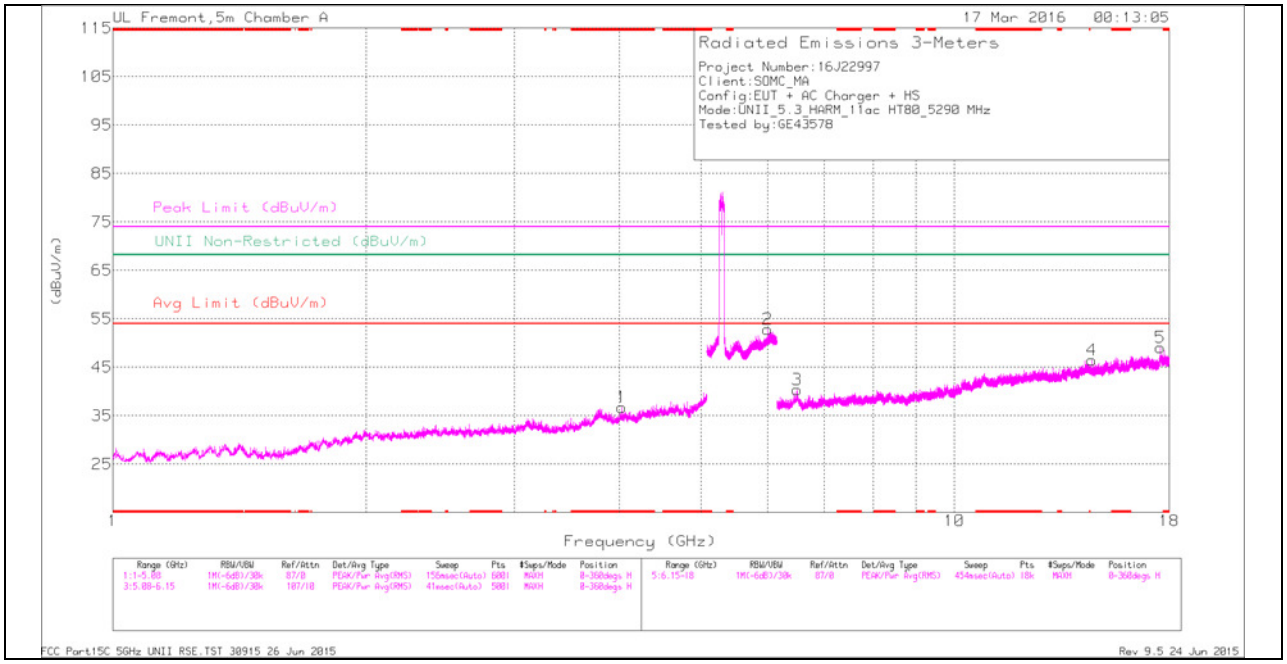


Note: Emission was scanned up to 40GHz; No emissions were detected above the noise floor which was at least 20dB below the specification limit.





*This report shall not be reproduced except in full, without the written approval of UL Verification Services Inc.*

**LOW CHANNEL VERTICAL**

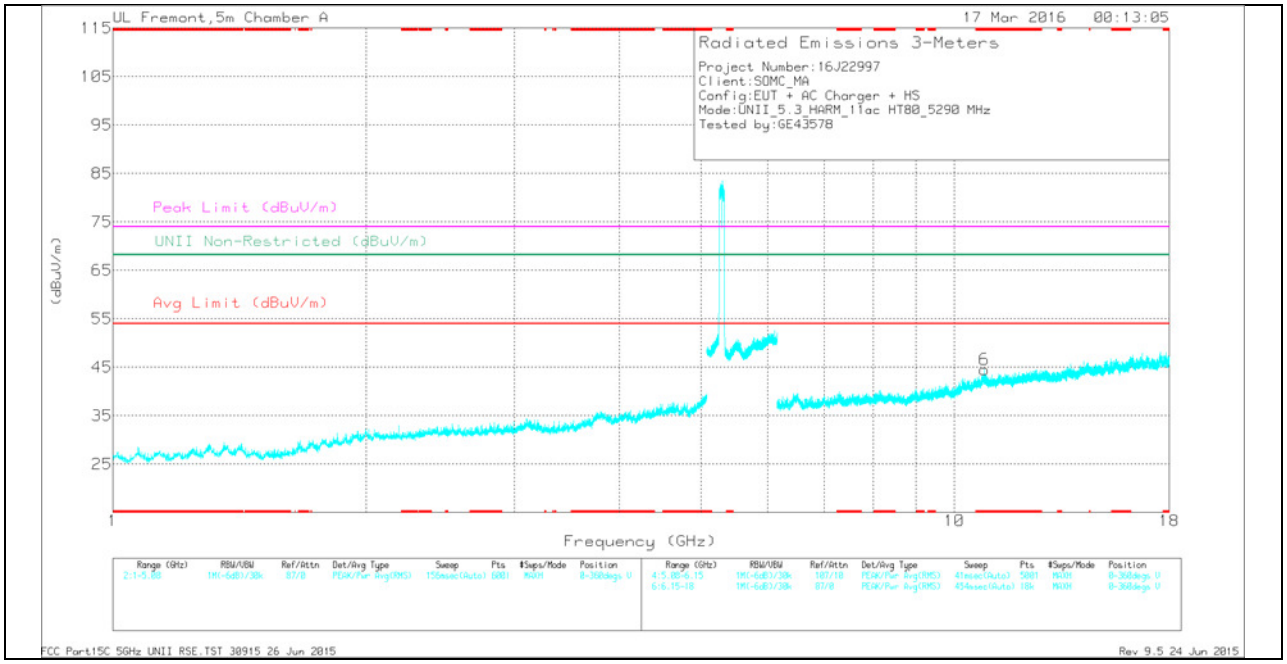


Note: Emission was scanned up to 40GHz; No emissions were detected above the noise floor which was at least 20dB below the specification limit.


*This report shall not be reproduced except in full, without the written approval of UL Verification Services Inc.*

## LOW CHANNEL DATA

*TRACE MARKERS*

| Marker | Frequency (GHz) | Meter Reading (dBuV) | Det | AF T346 (db/m) | Amp/Cbl/ Fltr/Pad (dB) | DC Corr (dB) | Corrected Reading (dBuV/m) | Avg Limit (dBuV/m) | Margin (dB) | Peak Limit (dBuV/m) | PK Margin (dB) | UNII Non-Restricted (dBuV/m) | PK Margin (dB) | Azimuth (Degs) | Height (cm) | Polarity |
|---|---|---|---|---|---|---|---|---|---|---|---|---|---|---|---|---|
| 1 | * 4.027 | 34.4 | Pk | 33.5 | -31.2 | 0 | 36.7 | - | - | 74 | -37.3 | - | - | 0-360 | 100 | H |
| 6 | * 10.856 | 28.78 | Pk | 37.8 | -22 | 0 | 44.58 | - | - | 74 | -29.42 | - | - | 0-360 | 200 | V |
| 2 | 6.001 | 37.05 | Pk | 35.2 | -19.4 | 0 | 52.85 | - | - | - | - | 68.2 | -15.35 | 0-360 | 201 | H |
| 3 | 6.498 | 31.02 | Pk | 35.6 | -26.3 | 0 | 40.32 | - | - | - | - | 68.2 | -27.88 | 0-360 | 100 | H |
| 4 | 14.553 | 29.27 | Pk | 39.6 | -22.4 | 0 | 46.47 | - | - | - | - | 68.2 | -21.73 | 0-360 | 201 | H |
| 5 | 17.56 | 29.25 | Pk | 40.9 | -21.1 | 0 | 49.05 | - | - | - | - | 68.2 | -19.15 | 0-360 | 100 | H |

* - indicates frequency in CFR15.205/IC 8.10 Restricted Band

Pk - Peak detector

*RADIATED EMISSIONS*

| Frequency (GHz) | Meter Reading (dBuV) | Det | AF T346 (db/m) | Amp/Cbl/Fl tr/Pad (dB) | DC Corr (dB) | Corrected Reading (dBuV/m) | Avg Limit (dBuV/m) | Margin (dB) | Peak Limit (dBuV/m) | PK Margin (dB) | UNII Non-Restricted (dBuV/m) | PK Margin (dB) | Azimuth (Degs) | Height (cm) | Polarity |
|---|---|---|---|---|---|---|---|---|---|---|---|---|---|---|---|
| * 4.028 | 41.62 | PK-U | 33.5 | -31.2 | 0 | 43.92 | - | - | 74 | -30.08 | - | - | 360 | 100 | H |
| * 4.028 | 29.92 | ADR | 33.5 | -31.2 | .25 | 32.47 | 54 | -21.53 | - | - | - | - | 360 | 100 | H |
| * 10.857 | 35.73 | PK-U | 37.8 | -22 | 0 | 51.53 | - | - | 74 | -22.47 | - | - | 113 | 201 | V |
| * 10.857 | 24.15 | ADR | 37.8 | -22 | .25 | 40.2 | 54 | -13.8 | - | - | - | - | 113 | 201 | V |
| 6 | 43.49 | PK-U | 35.2 | -19.4 | 0 | 59.29 | - | - | - | - | 68.2 | -8.91 | 24 | 202 | H |
| 6.498 | 38.32 | PK-U | 35.6 | -26.3 | 0 | 47.62 | - | - | - | - | 68.2 | -20.58 | 340 | 100 | H |
| 14.552 | 36.02 | PK-U | 39.6 | -22.4 | 0 | 53.22 | - | - | - | - | 68.2 | -14.98 | 279 | 202 | H |
| 17.561 | 35.85 | PK-U | 40.9 | -21 | 0 | 55.75 | - | - | - | - | 68.2 | -12.45 | 205 | 100 | H |

* - indicates frequency in CFR15.205/IC 8.10 Restricted Band

PK-U - U-NII: Maximum Peak

ADR - U-NII AD primary method, RMS average



UL VERIFICATION SERVICES INC. FORM NO: CCSUP4701H
47173 BENICIA STREET, FREMONT, CA 94538, USA TEL: (510) 771-1000 FAX: (510) 661-0888

*This report shall not be reproduced except in full, without the written approval of UL Verification Services Inc.*

## 9.3. 5.5-5.6 GHz

### 9.3.1. TX ABOVE 1 GHz 802.11a MODE IN THE 5.5 GHz BAND RESTRICTED BANDEDGE (LOW CHANNEL)

**HORIZONTAL PEAK AND AVERAGE PLOT**

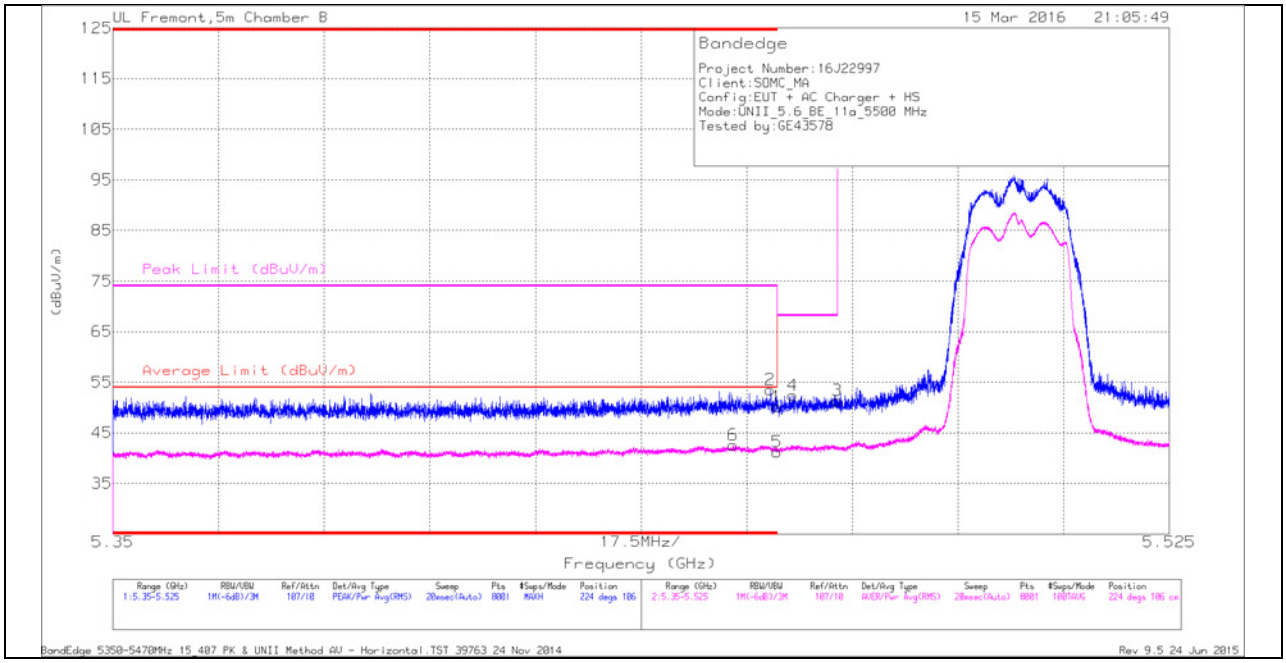


**HORIZONTAL DATA**

Trace Markers

| Marker | Frequency (GHz) | Meter Reading (dBuV) | Det | AF T344 (dB/m) | Amp/Cbl/Flt r/Pad (dB) | DC Corr (dB) | Corrected Reading (dBuV/m) | Average Limit (dBuV/m) | Margin (dB) | Peak Limit (dBuV/m) | PK Margin (dB) | Azimuth (Degs) | Height (cm) | Polarity |
|---|---|---|---|---|---|---|---|---|---|---|---|---|---|---|
| 6 | * 5.453 | 28.56 | RMS | 34.6 | -20.6 | 0 | 42.56 | 54 | -11.44 | - | - | 224 | 106 | H |
| 2 | * 5.459 | 39.61 | Pk | 34.6 | -20.7 | 0 | 53.51 | - | - | 74 | -20.49 | 224 | 106 | H |
| 1 | * 5.46 | 36.52 | Pk | 34.6 | -21 | 0 | 50.12 | - | - | 74 | -23.88 | 224 | 106 | H |
| 5 | * 5.46 | 27.63 | RMS | 34.6 | -21 | 0 | 41.23 | 54 | -12.77 | - | - | 224 | 106 | H |
| 4 | 5.463 | 38.34 | Pk | 34.6 | -20.5 | 0 | 52.44 | - | - | 68.2 | -15.76 | 224 | 106 | H |
| 3 | 5.47 | 37.65 | Pk | 34.6 | -20.9 | 0 | 51.35 | - | - | 68.2 | -16.85 | 224 | 106 | H |

* - indicates frequency in CFR15.205/IC 8.10 Restricted Band

Pk - Peak detector

RMS - RMS detection



UL VERIFICATION SERVICES INC. FORM NO: CCSUP4701H
47173 BENICIA STREET, FREMONT, CA 94538, USA TEL: (510) 771-1000 FAX: (510) 661-0888
*This report shall not be reproduced except in full, without the written approval of UL Verification Services Inc.*

## VERTICAL PEAK AND AVERAGE PLOT

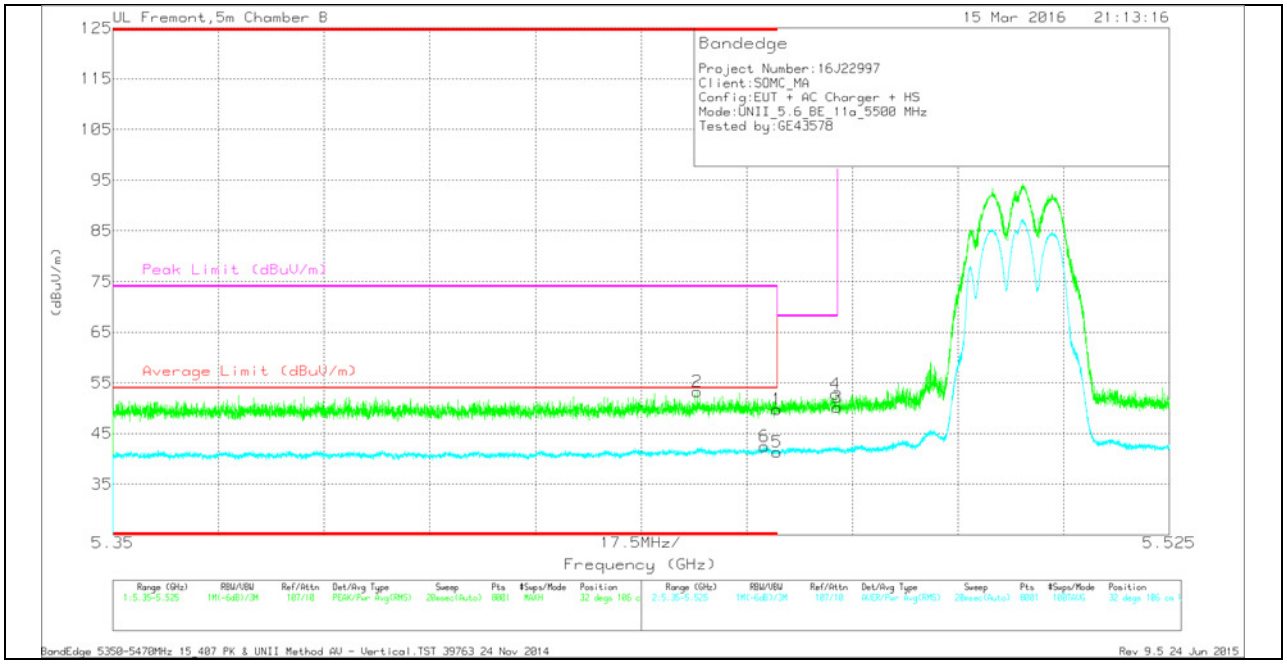


## VERTICAL DATA

Trace Markers

| Marker | Frequency (GHz) | Meter Reading (dBuV) | Det | AF T344 (dB/m) | Amp/Cbl/Filt r/Pad (dB) | DC Corr (dB) | Corrected Reading (dBuV/m) | Average Limit (dBuV/m) | Margin (dB) | Peak Limit (dBuV/m) | PK Margin (dB) | Azimuth (Degs) | Height (cm) | Polarity |
|---|---|---|---|---|---|---|---|---|---|---|---|---|---|---|
| 2 | * 5.447 | 39.14 | Pk | 34.6 | -20.5 | 0 | 53.24 | - | - | 74 | -20.76 | 32 | 106 | V |
| 6 | * 5.458 | 28.33 | RMS | 34.6 | -20.5 | 0 | 42.43 | 54 | -11.57 | - | - | 32 | 106 | V |
| 1 | * 5.46 | 36.16 | Pk | 34.6 | -21 | 0 | 49.76 | - | - | 74 | -24.24 | 32 | 106 | V |
| 5 | * 5.46 | 27.73 | RMS | 34.6 | -21 | 0 | 41.33 | 54 | -12.67 | - | - | 32 | 106 | V |
| 3 | 5.47 | 36.5 | Pk | 34.6 | -20.9 | 0 | 50.2 | - | - | 68.2 | -18 | 32 | 106 | V |
| 4 | 5.47 | 38.99 | Pk | 34.6 | -20.8 | 0 | 52.79 | - | - | 68.2 | -15.41 | 32 | 106 | V |

* - indicates frequency in CFR15.205/IC 8.10 Restricted Band

Pk - Peak detector

RMS - RMS detection





*This report shall not be reproduced except in full, without the written approval of UL Verification Services Inc.*

# AUTHORIZED BANDEDGE (HIGH CHANNEL)

## HORIZONTAL PEAK AND AVERAGE PLOT

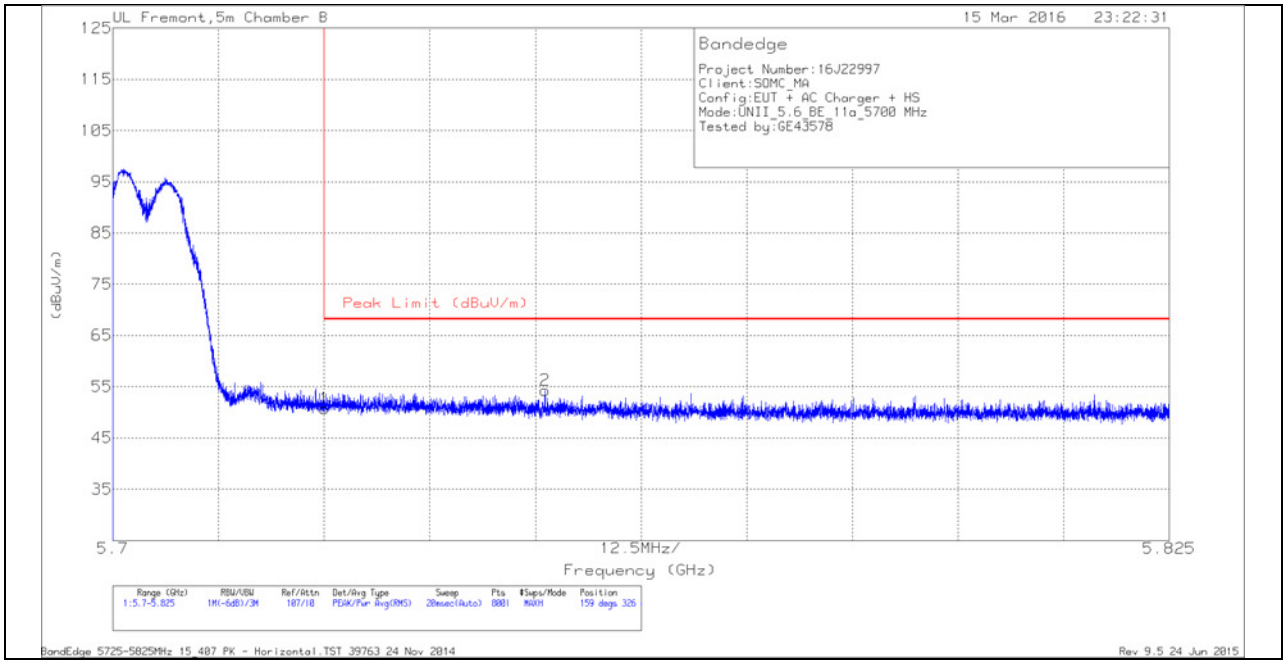


## HORIZONTAL DATA

Trace Markers

| Marker | Frequency (GHz) | Meter Reading (dBuV) | Det | AF T344 (dB/m) | Amp/Cbl/Flt r/Pad (dB) | Corrected Reading (dBuV/m) | Peak Limit (dBuV/m) | PK Margin (dB) | Azimuth (Degs) | Height (cm) | Polarity |
|---|---|---|---|---|---|---|---|---|---|---|---|
| 1 | 5.725 | 37.55 | Pk | 34.9 | -21.7 | 50.75 | 68.2 | -17.45 | 159 | 326 | H |
| 2 | 5.751 | 41.09 | Pk | 34.9 | -21.7 | 54.29 | 68.2 | -13.91 | 159 | 326 | H |

Pk - Peak detector





*This report shall not be reproduced except in full, without the written approval of UL Verification Services Inc.*

## VERTICAL PEAK AND AVERAGE PLOT

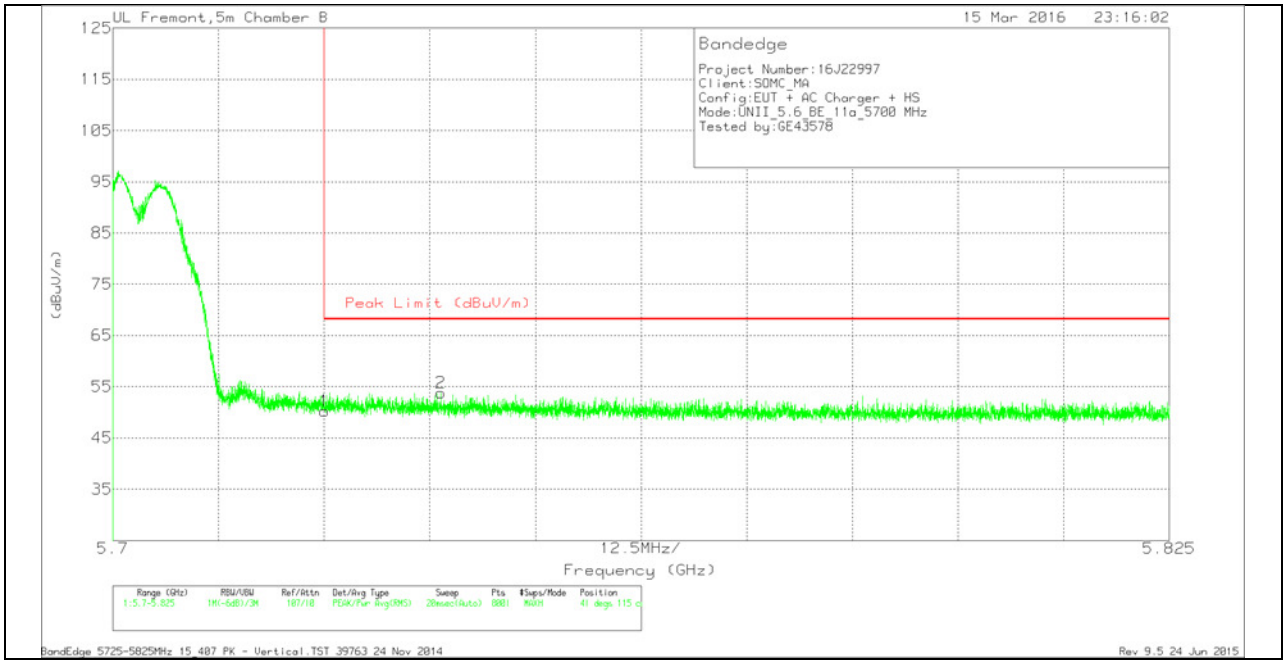


## VERTICAL DATA

Trace Markers

| Marker | Frequency (GHz) | Meter Reading (dBuV) | Det | AF T344 (dB/m) | Amp/Cbl/Flt r/Pad (dB) | Corrected Reading (dBuV/m) | Peak Limit (dBuV/m) | PK Margin (dB) | Azimuth (Degs) | Height (cm) | Polarity |
|---|---|---|---|---|---|---|---|---|---|---|---|
| 1 | 5.725 | 37.03 | Pk | 34.9 | -21.7 | 50.23 | 68.2 | -17.97 | 41 | 115 | V |
| 2 | 5.739 | 40.61 | Pk | 34.9 | -21.7 | 53.81 | 68.2 | -14.39 | 41 | 115 | V |

Pk - Peak detector





*This report shall not be reproduced except in full, without the written approval of UL Verification Services Inc.*

# HARMONICS AND SPURIOUS EMISSIONS

## LOW CHANNEL HORIZONTAL

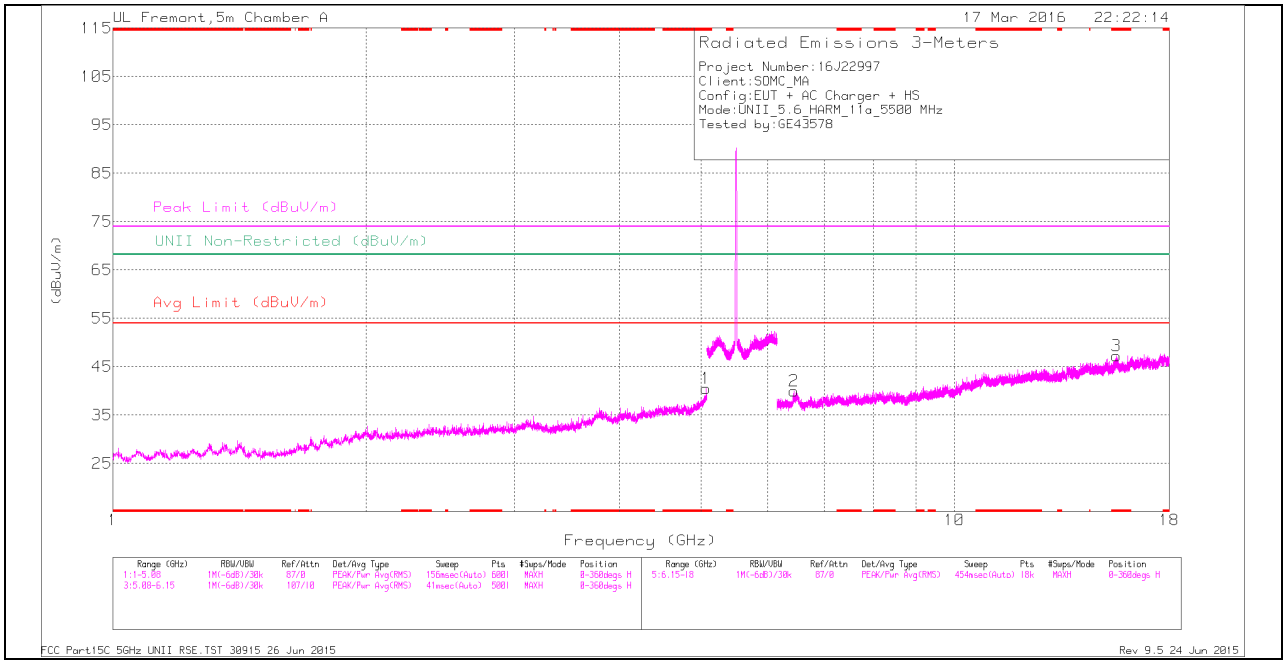


Note: Emission was scanned up to 40GHz; No emissions were detected above the noise floor which was at least 20dB below the specification limit.


*This report shall not be reproduced except in full, without the written approval of UL Verification Services Inc.*

**LOW CHANNEL VERTICAL**

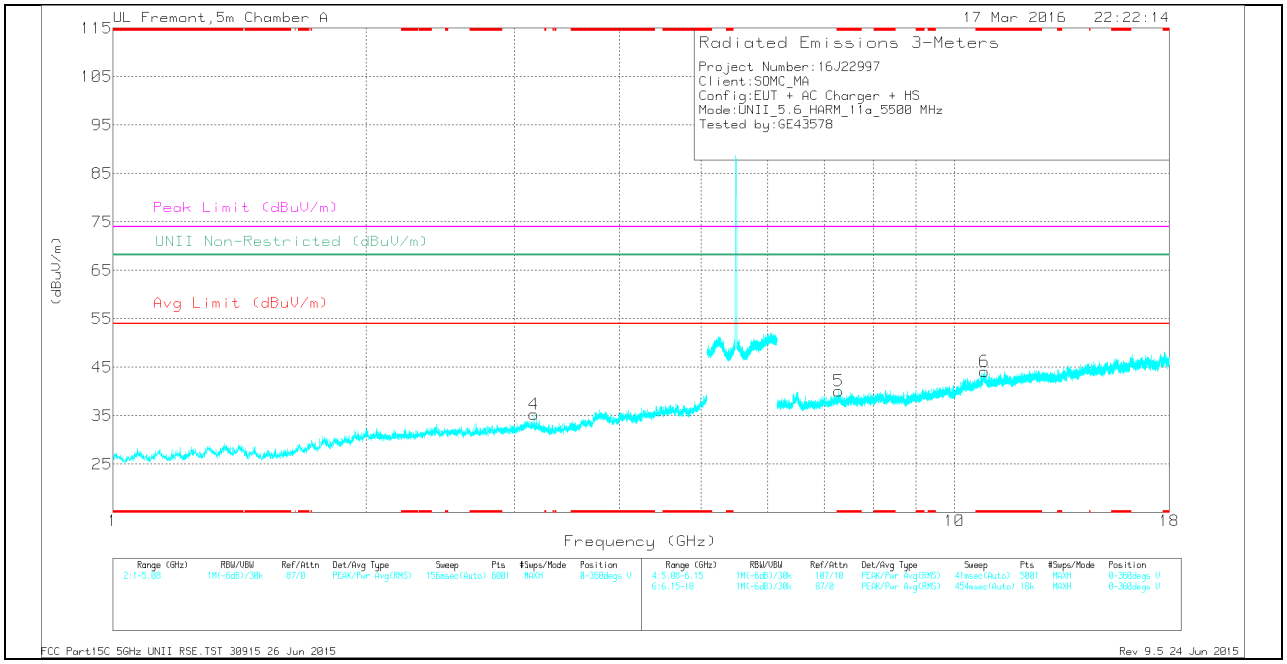


Note: Emission was scanned up to 40GHz; No emissions were detected above the noise floor which was at least 20dB below the specification limit.





*This report shall not be reproduced except in full, without the written approval of UL Verification Services Inc.*

## LOW CHANNEL DATA

*TRACE MARKERS*

| Marker | Frequency (GHz) | Meter Reading (dBuV) | Det | AF T346 (db/m) | Amp/Cbl/ Fltr/Pad (dB) | DC Corr (dB) | Corrected Reading (dBuV/m) | Avg Limit (dBuV/m) | Margin (dB) | Peak Limit (dBuV/m) | PK Margin (dB) | UNII Non-Restricted (dBuV/m) | PK Margin (dB) | Azimuth (Degs) | Height (cm) | Polarity |
|---|---|---|---|---|---|---|---|---|---|---|---|---|---|---|---|---|
| 1 | * 5.065 | 33.43 | Pk | 34.3 | -27.2 | 0 | 40.53 | - | - | 74 | -33.47 | - | - | 0-360 | 201 | H |
| 3 | * 15.575 | 28.53 | Pk | 40.2 | -21.5 | 0 | 47.23 | - | - | 74 | -26.77 | - | - | 0-360 | 201 | H |
| 5 | * 7.283 | 30.61 | Pk | 35.7 | -26.2 | 0 | 40.11 | - | - | 74 | -33.89 | - | - | 0-360 | 200 | V |
| 6 | * 10.85 | 28.39 | Pk | 37.8 | -22 | 0 | 44.19 | - | - | 74 | -29.81 | - | - | 0-360 | 100 | V |
| 4 | 3.164 | 34.62 | Pk | 33.3 | -32.6 | 0 | 35.32 | - | - | - | - | 68.2 | -32.88 | 0-360 | 200 | V |
| 2 | 6.444 | 31.17 | Pk | 35.6 | -26.8 | 0 | 39.97 | - | - | - | - | 68.2 | -28.23 | 0-360 | 100 | H |

* - indicates frequency in CFR15.205/IC 8.10 Restricted Band

PK - Peak detector

*RADIATED EMISSIONS*

| Frequency (GHz) | Meter Reading (dBuV) | Det | AF T346 (db/m) | Amp/Cbl/Fl tr/Pad (dB) | DC Corr (dB) | Corrected Reading (dBuV/m) | Avg Limit (dBuV/m) | Margin (dB) | Peak Limit (dBuV/m) | PK Margin (dB) | UNII Non-Restricted (dBuV/m) | PK Margin (dB) | Azimuth (Degs) | Height (cm) | Polarity |
|---|---|---|---|---|---|---|---|---|---|---|---|---|---|---|---|
| * 5.065 | 40.96 | PK-U | 34.3 | -27.2 | 0 | 48.06 | - | - | 74 | -25.94 | - | - | 115 | 202 | H |
| * 5.064 | 28.99 | ADR | 34.3 | -27.2 | 0 | 36.09 | 54 | -17.91 | - | - | - | - | 115 | 202 | H |
| * 15.575 | 35.93 | PK-U | 40.2 | -21.4 | 0 | 54.73 | - | - | 74 | -19.27 | - | - | 342 | 202 | H |
| * 15.575 | 24.63 | ADR | 40.2 | -21.5 | 0 | 43.33 | 54 | -10.67 | - | - | - | - | 342 | 202 | H |
| * 7.282 | 39.02 | PK-U | 35.7 | -26.2 | 0 | 48.52 | - | - | 74 | -25.48 | - | - | 271 | 202 | V |
| * 7.282 | 26.63 | ADR | 35.7 | -26.2 | 0 | 36.13 | 54 | -17.87 | - | - | - | - | 271 | 202 | V |
| * 10.849 | 35.57 | PK-U | 37.8 | -22 | 0 | 51.37 | - | - | 74 | -22.63 | - | - | 51 | 100 | V |
| * 10.85 | 24.24 | ADR | 37.8 | -22 | 0 | 40.04 | 54 | -13.96 | - | - | - | - | 51 | 100 | V |
| 3.163 | 41.64 | PK-U | 33.3 | -32.6 | 0 | 42.34 | - | - | - | - | 68.2 | -25.86 | 184 | 202 | V |
| 6.443 | 38.85 | PK-U | 35.6 | -26.8 | 0 | 47.65 | - | - | - | - | 68.2 | -20.55 | 267 | 100 | H |

* - indicates frequency in CFR15.205/IC 8.10 Restricted Band

PK-U - U-NII: Maximum Peak

ADR - U-NII AD primary method, RMS average



UL VERIFICATION SERVICES INC. FORM NO: CCSUP4701H
47173 BENICIA STREET, FREMONT, CA 94538, USA TEL: (510) 771-1000 FAX: (510) 661-0888

*This report shall not be reproduced except in full, without the written approval of UL Verification Services Inc.*

**MID CHANNEL HORIZONTAL**

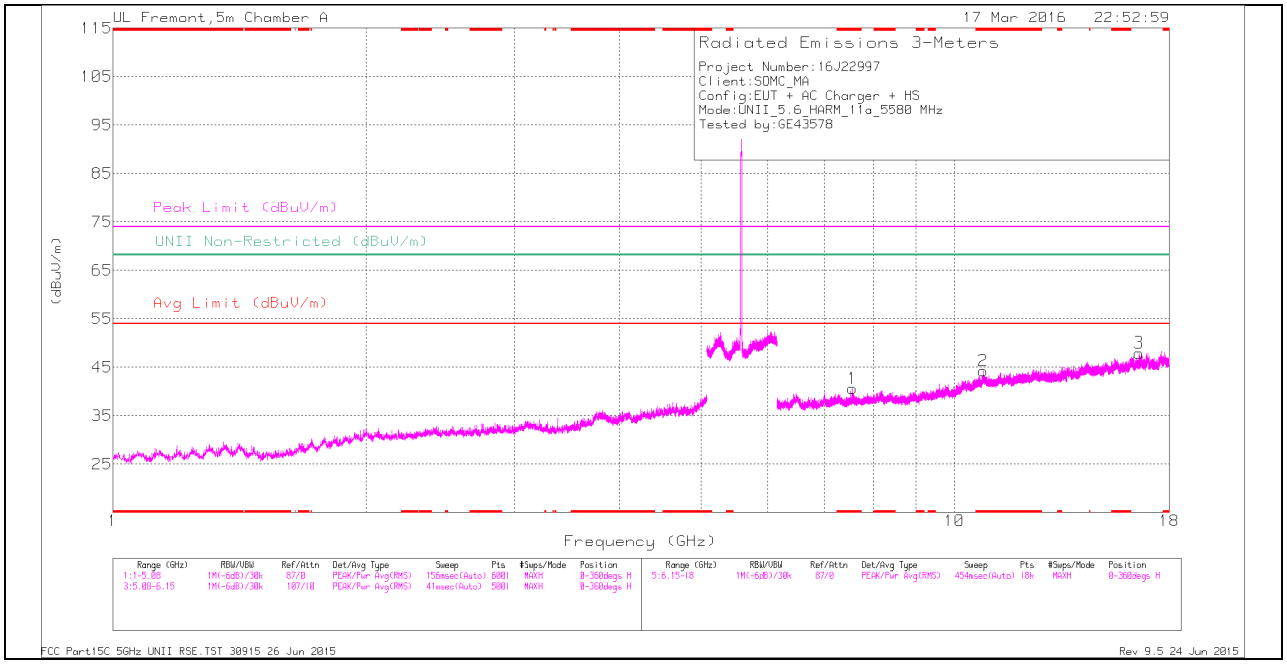


Note: Emission was scanned up to 40GHz; No emissions were detected above the noise floor which was at least 20dB below the specification limit.





*This report shall not be reproduced except in full, without the written approval of UL Verification Services Inc.*

**MID CHANNEL VERTICAL**

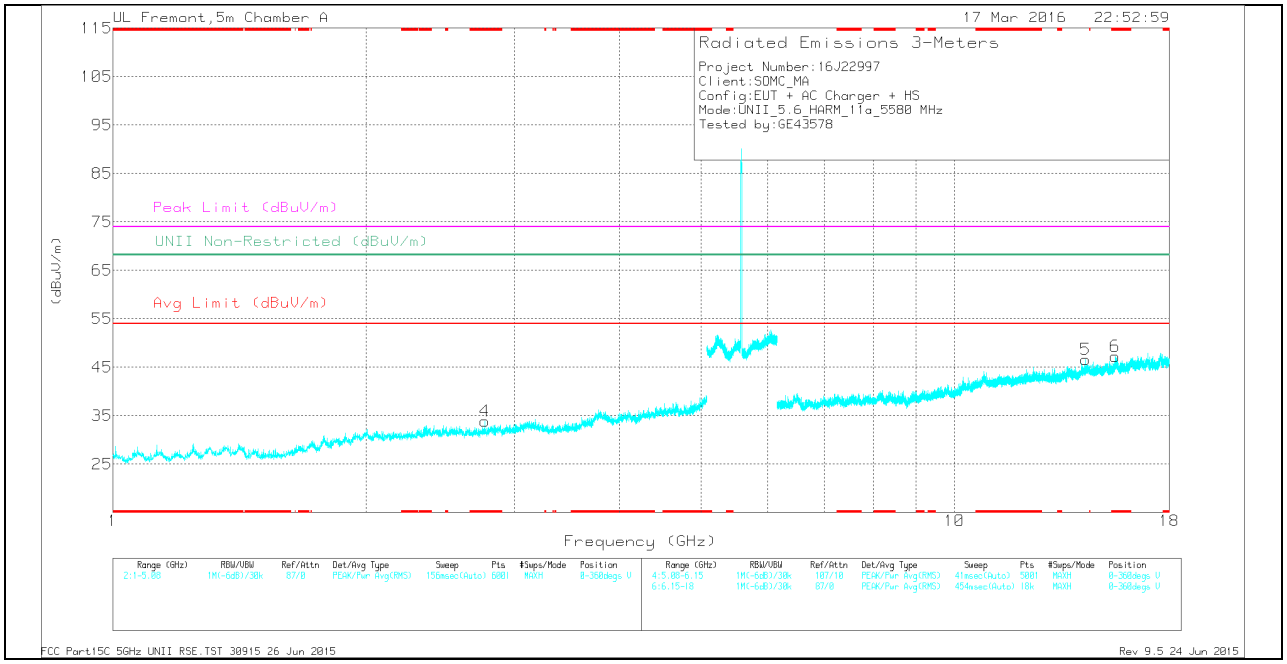


Note: Emission was scanned up to 40GHz; No emissions were detected above the noise floor which was at least 20dB below the specification limit.





*This report shall not be reproduced except in full, without the written approval of UL Verification Services Inc.*

## MID CHANNEL DATA

*TRACE MARKERS*

| Marker | Frequency (GHz) | Meter Reading (dBuV) | Det | AF T346 (db/m) | Amp/Cbl/ Fltr/Pad (dB) | DC Corr (dB) | Corrected Reading (dBuV/m) | Avg Limit (dBuV/m) | Margin (dB) | Peak Limit (dBuV/m) | PK Margin (dB) | UNII Non-Restricted (dBuV/m) | PK Margin (dB) | Azimuth (Degs) | Height (cm) | Polarity |
|---|---|---|---|---|---|---|---|---|---|---|---|---|---|---|---|---|
| 4 | * 2.767 | 35.07 | Pk | 32.6 | -33.8 | 0 | 33.87 | - | - | 74 | -40.13 | - | - | 0-360 | 200 | V |
| 1 | * 7.57 | 30.33 | Pk | 35.9 | -25.6 | 0 | 40.63 | - | - | 74 | -33.37 | - | - | 0-360 | 201 | H |
| 2 | * 10.826 | 28.53 | Pk | 37.8 | -22 | 0 | 44.33 | - | - | 74 | -29.67 | - | - | 0-360 | 100 | H |
| 6 | * 15.525 | 28.54 | Pk | 40.1 | -21.4 | 0 | 47.24 | - | - | 74 | -26.76 | - | - | 0-360 | 100 | V |
| 5 | 14.305 | 29.49 | Pk | 39.3 | -22.2 | 0 | 46.59 | - | - | - | - | 68.2 | -21.61 | 0-360 | 100 | V |
| 3 | 16.572 | 29.57 | Pk | 41.3 | -22.9 | 0 | 47.97 | - | - | - | - | 68.2 | -20.23 | 0-360 | 100 | H |

* - indicates frequency in CFR15.205/IC 8.10 Restricted Band

PK - Peak detector

*RADIATED EMISSIONS*

| Frequency (GHz) | Meter Reading (dBuV) | Det | AF T346 (db/m) | Amp/Cbl/Fltr/Pad (dB) | DC Corr (dB) | Corrected Reading (dBuV/m) | Avg Limit (dBuV/m) | Margin (dB) | Peak Limit (dBuV/m) | PK Margin (dB) | UNII Non-Restricted (dBuV/m) | PK Margin (dB) | Azimuth (Degs) | Height (cm) | Polarity |
|---|---|---|---|---|---|---|---|---|---|---|---|---|---|---|---|
| * 2.767 | 42.56 | PK-U | 32.6 | -33.8 | 0 | 41.36 | - | - | 74 | -32.64 | - | - | 79 | 201 | V |
| * 2.767 | 30.63 | ADR | 32.6 | -33.8 | 0 | 29.43 | 54 | -24.57 | - | - | - | - | 79 | 201 | V |
| * 7.57 | 37.32 | PK-U | 35.9 | -25.6 | 0 | 47.62 | - | - | 74 | -26.38 | - | - | 113 | 201 | H |
| * 7.569 | 25.79 | ADR | 35.9 | -25.7 | 0 | 35.99 | 54 | -18.01 | - | - | - | - | 113 | 201 | H |
| * 10.827 | 35.55 | PK-U | 37.8 | -22 | 0 | 51.35 | - | - | 74 | -22.65 | - | - | 167 | 100 | H |
| * 10.825 | 24.5 | ADR | 37.8 | -22 | 0 | 40.3 | 54 | -13.7 | - | - | - | - | 167 | 100 | H |
| * 15.525 | 35.31 | PK-U | 40.1 | -21.4 | 0 | 54.01 | - | - | 74 | -19.99 | - | - | 34 | 100 | V |
| * 15.525 | 24.13 | ADR | 40.1 | -21.4 | 0 | 42.83 | 54 | -11.17 | - | - | - | - | 34 | 100 | V |
| 14.306 | 35.76 | PK-U | 39.3 | -22.2 | 0 | 52.86 | - | - | - | - | 68.2 | -15.34 | 68 | 100 | V |
| 16.574 | 36.15 | PK-U | 41.3 | -22.9 | 0 | 54.55 | - | - | - | - | 68.2 | -13.65 | 137 | 100 | H |

* - indicates frequency in CFR15.205/IC 8.10 Restricted Band

PK-U - U-NII: Maximum Peak

ADR - U-NII AD primary method, RMS average



UL VERIFICATION SERVICES INC. FORM NO: CCSUP4701H
47173 BENICIA STREET, FREMONT, CA 94538, USA TEL: (510) 771-1000 FAX: (510) 661-0888

*This report shall not be reproduced except in full, without the written approval of UL Verification Services Inc.*

**HIGH CHANNEL HORIZONTAL**

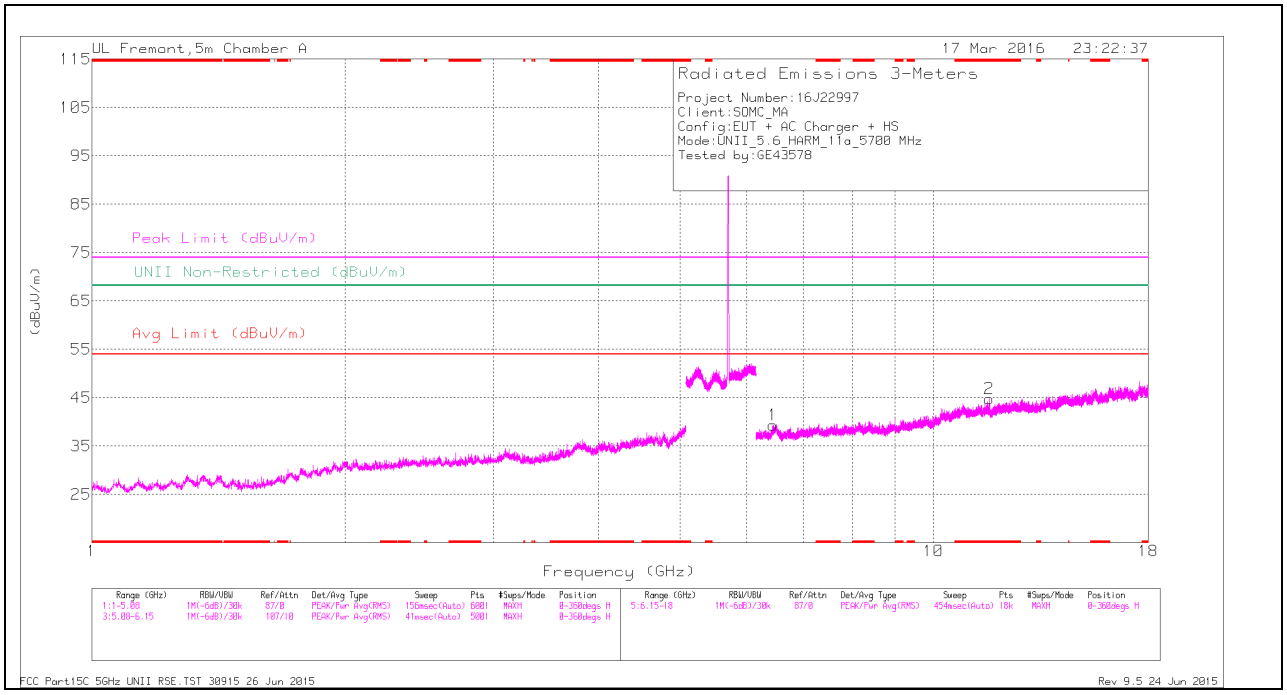


Note: Emission was scanned up to 40GHz; No emissions were detected above the noise floor which was at least 20dB below the specification limit.


*This report shall not be reproduced except in full, without the written approval of UL Verification Services Inc.*

**HIGH CHANNEL VERTICAL**

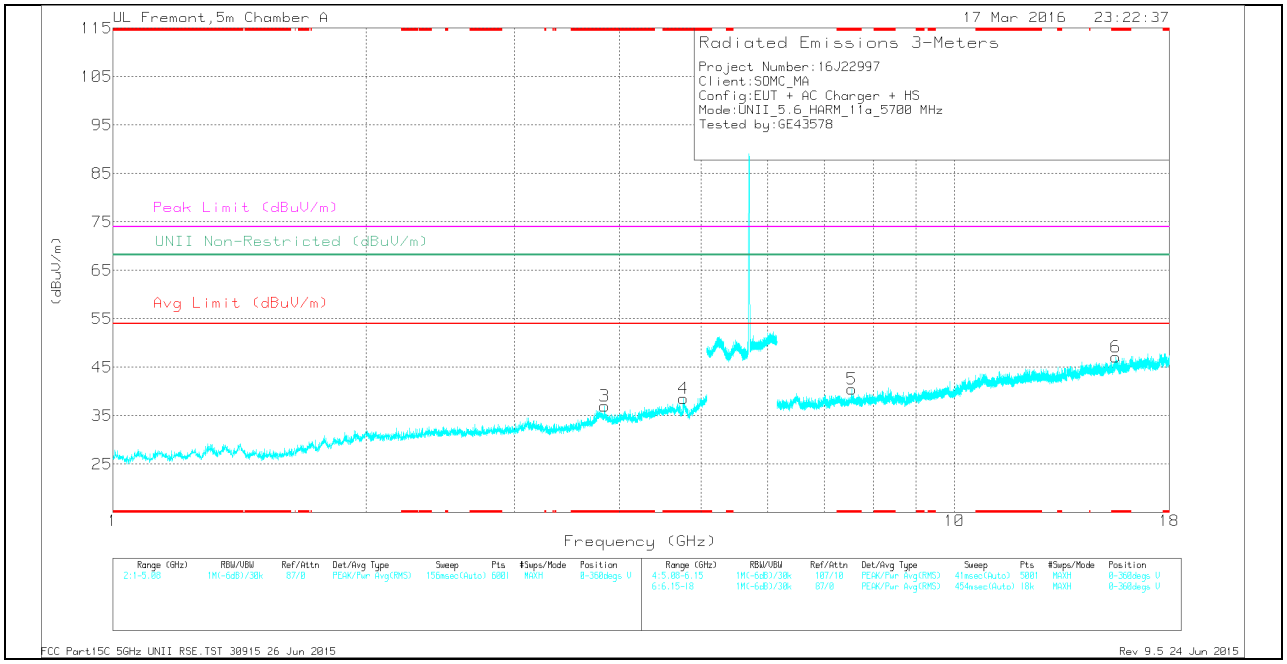


Note: Emission was scanned up to 40GHz; No emissions were detected above the noise floor which was at least 20dB below the specification limit.





*This report shall not be reproduced except in full, without the written approval of UL Verification Services Inc.*

## HIGH CHANNEL DATA

*TRACE MARKERS*

| Marker | Frequency (GHz) | Meter Reading (dBuV) | Det | AF T346 (db/m) | Amp/Cbl/ Fltr/Pad (dB) | DC Corr (dB) | Corrected Reading (dBuV/m) | Avg Limit (dBuV/m) | Margin (dB) | Peak Limit (dBuV/m) | PK Margin (dB) | UNII Non-Restricted (dBuV/m) | PK Margin (dB) | Azimuth (Degs) | Height (cm) | Polarity |
|---|---|---|---|---|---|---|---|---|---|---|---|---|---|---|---|---|
| 3 | * 3.839 | 35.18 | Pk | 33.6 | -31.8 | 0 | 36.98 | - | - | 74 | -37.02 | - | - | 0-360 | 200 | V |
| 4 | * 4.767 | 34.33 | Pk | 34.3 | -30.1 | 0 | 38.53 | - | - | 74 | -35.47 | - | - | 0-360 | 100 | V |
| 2 | * 11.642 | 28.77 | Pk | 38.4 | -22.4 | 0 | 44.77 | - | - | 74 | -29.23 | - | - | 0-360 | 100 | H |
| 5 | * 7.556 | 30.54 | Pk | 35.8 | -25.8 | 0 | 40.54 | - | - | 74 | -33.46 | - | - | 0-360 | 100 | V |
| 6 | * 15.56 | 27.98 | Pk | 40.2 | -21 | 0 | 47.18 | - | - | 74 | -26.82 | - | - | 0-360 | 200 | V |
| 1 | 6.442 | 30.58 | Pk | 35.6 | -26.8 | 0 | 39.38 | - | - | - | - | 68.2 | -28.82 | 0-360 | 201 | H |

* - indicates frequency in CFR15.205/IC 8.10 Restricted Band

PK - Peak detector

RADIATED EMISSIONS

| Frequency (GHz) | Meter Reading (dBuV) | Det | AF T346 (db/m) | Amp/Cbl/Fl tr/Pad (dB) | DC Corr (dB) | Corrected Reading (dBuV/m) | Avg Limit (dBuV/m) | Margin (dB) | Peak Limit (dBuV/m) | PK Margin (dB) | UNII Non-Restricted (dBuV/m) | PK Margin (dB) | Azimuth (Degs) | Height (cm) | Polarity |
|---|---|---|---|---|---|---|---|---|---|---|---|---|---|---|---|
| * 3.839 | 42.21 | PK-U | 33.6 | -31.8 | 0 | 44.01 | - | - | 74 | -29.99 | - | - | 51 | 201 | V |
| * 3.84 | 30.91 | ADR | 33.6 | -31.8 | 0 | 32.71 | 54 | -21.29 | - | - | - | - | 51 | 201 | V |
| * 4.767 | 41.15 | PK-U | 34.3 | -30.1 | 0 | 45.35 | - | - | 74 | -28.65 | - | - | 29 | 100 | V |
| * 4.768 | 29.72 | ADR | 34.3 | -30.1 | 0 | 33.92 | 54 | -20.08 | - | - | - | - | 29 | 100 | V |
| * 11.641 | 35.23 | PK-U | 38.4 | -22.4 | 0 | 51.23 | - | - | 74 | -22.77 | - | - | 155 | 100 | H |
| * 11.642 | 24.02 | ADR | 38.4 | -22.4 | 0 | 40.02 | 54 | -13.98 | - | - | - | - | 155 | 100 | H |
| * 7.555 | 37.13 | PK-U | 35.8 | -25.8 | 0 | 47.13 | - | - | 74 | -26.87 | - | - | 178 | 100 | V |
| * 7.555 | 25.94 | ADR | 35.8 | -25.8 | 0 | 35.94 | 54 | -18.06 | - | - | - | - | 178 | 100 | V |
| * 15.56 | 36.24 | PK-U | 40.1 | -21 | 0 | 55.34 | - | - | 74 | -18.66 | - | - | 321 | 201 | V |
| * 15.561 | 24.46 | ADR | 40.2 | -21 | 0 | 43.66 | 54 | -10.34 | - | - | - | - | 321 | 201 | V |
| 6.441 | 38.5 | PK-U | 35.6 | -26.9 | 0 | 47.2 | - | - | - | - | 68.2 | -21 | 98 | 202 | H |

* - indicates frequency in CFR15.205/IC 8.10 Restricted Band

PK-U - U-NII: Maximum Peak

ADR - U-NII AD primary method, RMS average



UL VERIFICATION SERVICES INC. FORM NO: CCSUP4701H
47173 BENICIA STREET, FREMONT, CA 94538, USA TEL: (510) 771-1000 FAX: (510) 661-0888

*This report shall not be reproduced except in full, without the written approval of UL Verification Services Inc.*

## 9.3.2. TX ABOVE 1 GHz 802.11n HT20 MODE IN THE 5.5 GHz BAND RESTRICTED BANDEDGE (LOW CHANNEL)

### HORIZONTAL PEAK AND AVERAGE PLOT

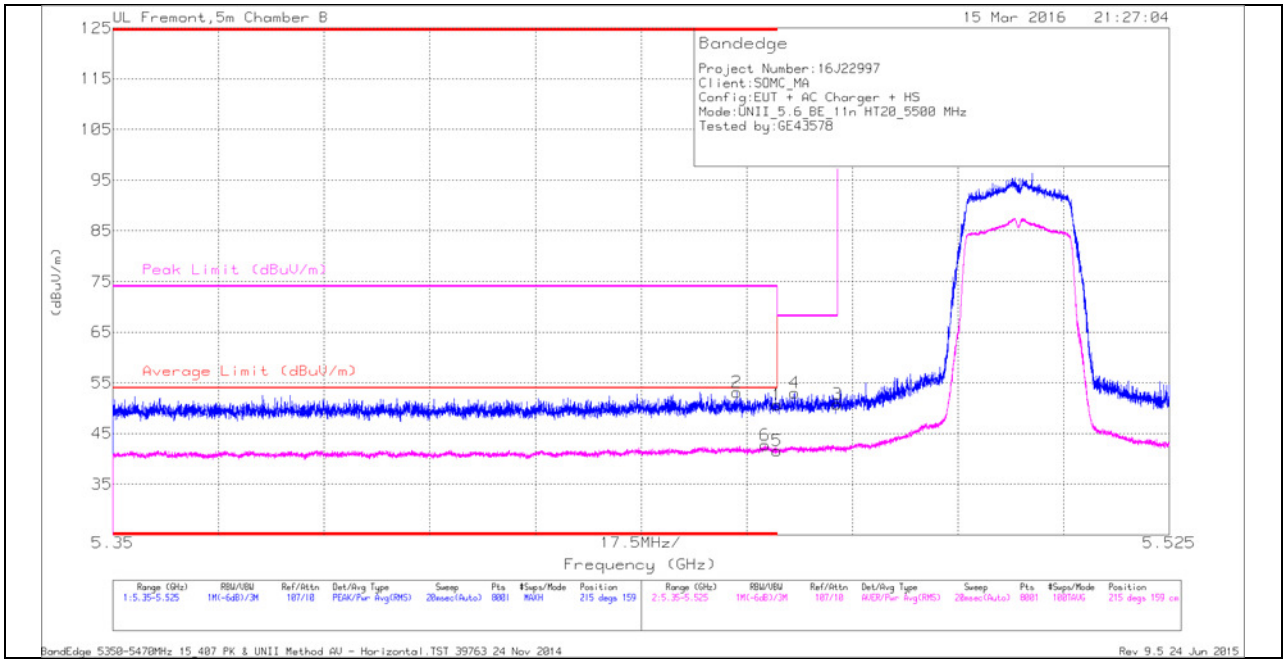


### HORIZONTAL DATA

Trace Markers

| Marker | Frequency (GHz) | Meter Reading (dBuV) | Det | AF T344 (dB/m) | Amp/Cbl/Fltr/Pad (dB) | DC Corr (dB) | Corrected Reading (dBuV/m) | Average Limit (dBuV/m) | Margin (dB) | Peak Limit (dBuV/m) | PK Margin (dB) | Azimuth (Degs) | Height (cm) | Polarity |
|---|---|---|---|---|---|---|---|---|---|---|---|---|---|---|
| 2 | * 5.453 | 39.3 | Pk | 34.6 | -20.7 | 0 | 53.2 | - | - | 74 | -20.8 | 215 | 159 | H |
| 6 | * 5.458 | 28.57 | RMS | 34.6 | -20.5 | 0 | 42.67 | 54 | -11.33 | - | - | 215 | 159 | H |
| 1 | * 5.46 | 37.01 | Pk | 34.6 | -21 | 0 | 50.61 | - | - | 74 | -23.39 | 215 | 159 | H |
| 5 | * 5.46 | 27.98 | RMS | 34.6 | -21 | 0 | 41.58 | 54 | -12.42 | - | - | 215 | 159 | H |
| 4 | 5.463 | 38.99 | Pk | 34.6 | -20.6 | 0 | 52.99 | - | - | 68.2 | -15.21 | 215 | 159 | H |
| 3 | 5.47 | 37.06 | Pk | 34.6 | -20.9 | 0 | 50.76 | - | - | 68.2 | -17.44 | 215 | 159 | H |

* - indicates frequency in CFR15.205/IC 8.10 Restricted Band

Pk - Peak detector

RMS - RMS detection



UL VERIFICATION SERVICES INC. FORM NO: CCSUP4701H
47173 BENICIA STREET, FREMONT, CA 94538, USA TEL: (510) 771-1000 FAX: (510) 661-0888

*This report shall not be reproduced except in full, without the written approval of UL Verification Services Inc.*

## VERTICAL PEAK AND AVERAGE PLOT

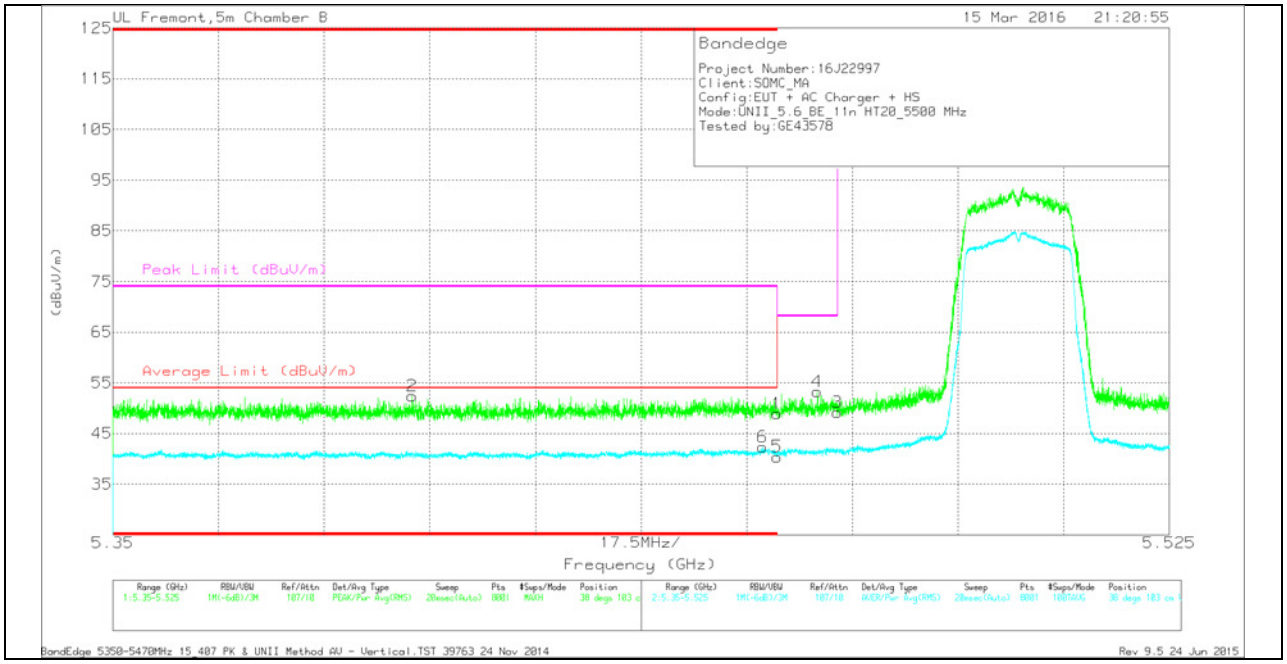


## VERTICAL DATA

Trace Markers

| Marker | Frequency (GHz) | Meter Reading (dBuV) | Det | AF T344 (dB/m) | Amp/Cbl/Fltr/Pad (dB) | DC Corr (dB) | Corrected Reading (dBuV/m) | Average Limit (dBuV/m) | Margin (dB) | Peak Limit (dBuV/m) | PK Margin (dB) | Azimuth (Degs) | Height (cm) | Polarity |
|---|---|---|---|---|---|---|---|---|---|---|---|---|---|---|
| 2 | * 5.4 | 38.06 | Pk | 34.5 | -20.2 | 0 | 52.36 | - | - | 74 | -21.64 | 38 | 103 | V |
| 6 | * 5.458 | 28.29 | RMS | 34.6 | -20.6 | 0 | 42.29 | 54 | -11.71 | - | - | 38 | 103 | V |
| 1 | * 5.46 | 35.29 | Pk | 34.6 | -21 | 0 | 48.89 | - | - | 74 | -25.11 | 38 | 103 | V |
| 5 | * 5.46 | 26.82 | RMS | 34.6 | -21 | 0 | 40.42 | 54 | -13.58 | - | - | 38 | 103 | V |
| 4 | 5.467 | 39.55 | Pk | 34.6 | -20.9 | 0 | 53.25 | - | - | 68.2 | -14.95 | 38 | 103 | V |
| 3 | 5.47 | 35.45 | Pk | 34.6 | -20.9 | 0 | 49.15 | - | - | 68.2 | -19.05 | 38 | 103 | V |

* - indicates frequency in CFR15.205/IC 8.10 Restricted Band

Pk - Peak detector

RMS - RMS detection





*This report shall not be reproduced except in full, without the written approval of UL Verification Services Inc.*

# AUTHORIZED BANDEDGE (HIGH CHANNEL)

## HORIZONTAL PEAK AND AVERAGE PLOT

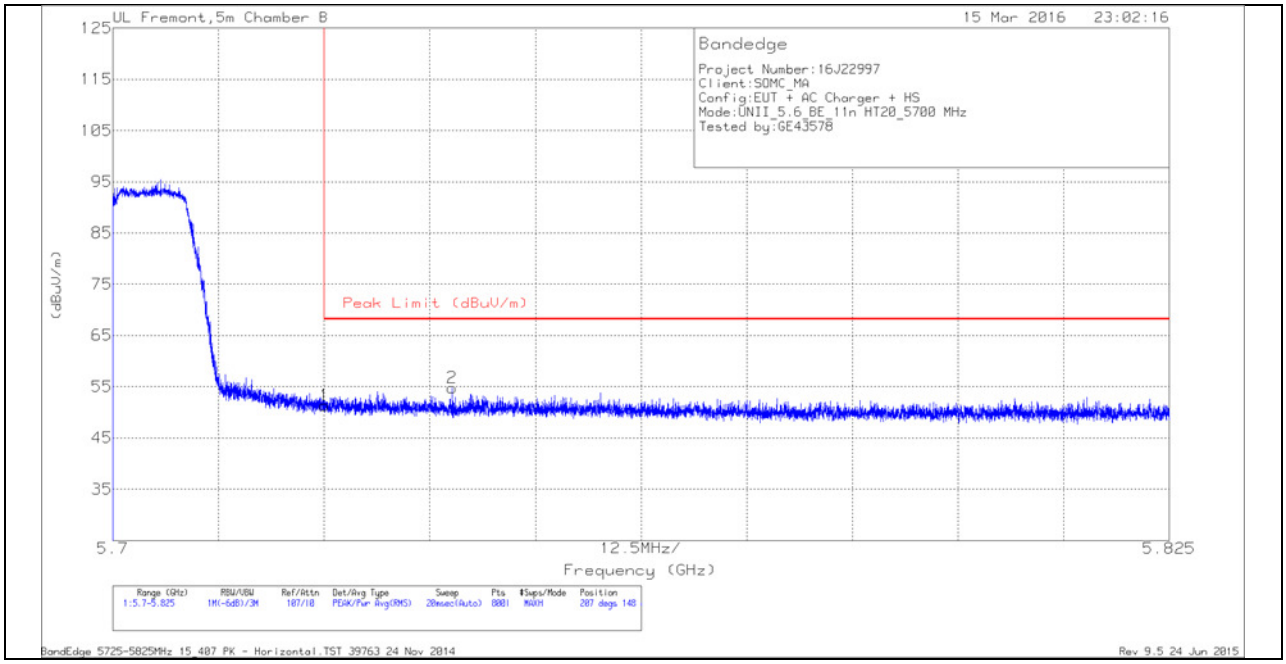


## HORIZONTAL DATA

Trace Markers

| Marker | Frequency (GHz) | Meter Reading (dBuV) | Det | AF T344 (dB/m) | Amp/Cbl/Flt r/Pad (dB) | Corrected Reading (dBuV/m) | Peak Limit (dBuV/m) | PK Margin (dB) | Azimuth (Degs) | Height (cm) | Polarity |
|---|---|---|---|---|---|---|---|---|---|---|---|
| 1 | 5.725 | 38.09 | Pk | 34.9 | -21.7 | 51.29 | 68.2 | -16.91 | 207 | 148 | H |
| 2 | 5.74 | 41.66 | Pk | 34.9 | -21.8 | 54.76 | 68.2 | -13.44 | 207 | 148 | H |

Pk - Peak detector





*This report shall not be reproduced except in full, without the written approval of UL Verification Services Inc.*

## VERTICAL PEAK AND AVERAGE PLOT

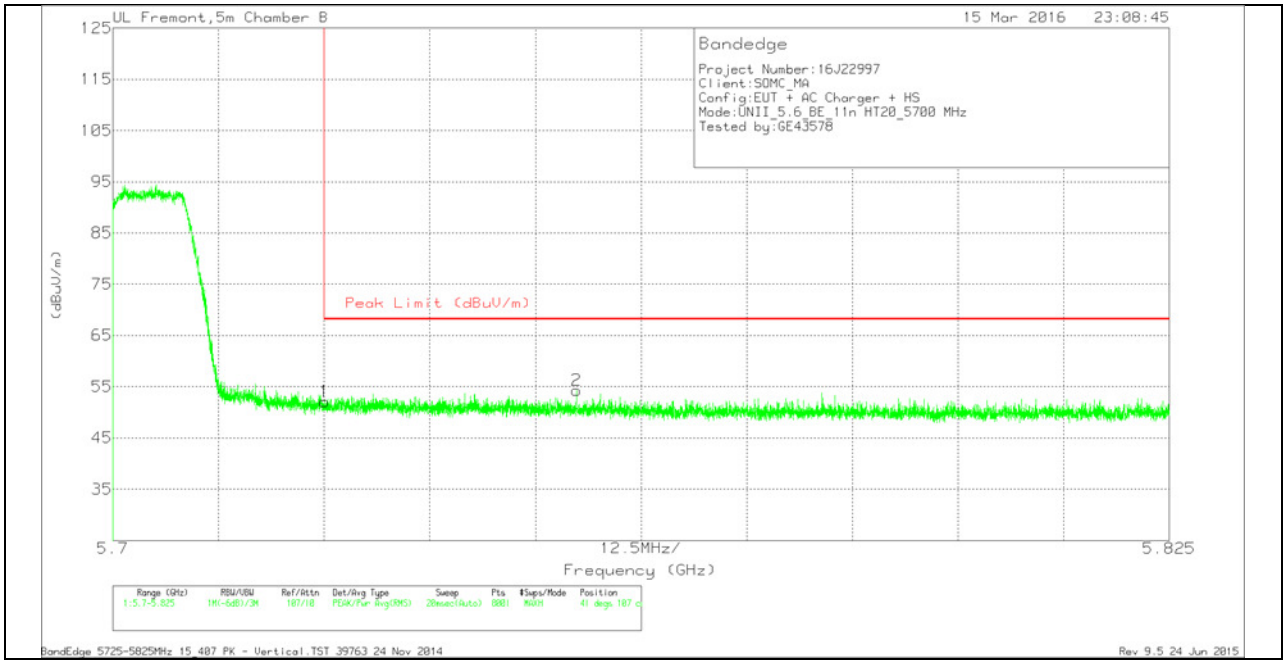


## VERTICAL DATA

Trace Markers

| Marker | Frequency (GHz) | Meter Reading (dBuV) | Det | AF T344 (dB/m) | Amp/Cbl/Flt r/Pad (dB) | Corrected Reading (dBuV/m) | Peak Limit (dBuV/m) | PK Margin (dB) | Azimuth (Degs) | Height (cm) | Polarity |
|---|---|---|---|---|---|---|---|---|---|---|---|
| 1 | 5.725 | 38.89 | Pk | 34.9 | -21.7 | 52.09 | 68.2 | -16.11 | 41 | 107 | V |
| 2 | 5.755 | 41.09 | Pk | 34.9 | -21.7 | 54.29 | 68.2 | -13.91 | 41 | 107 | V |

Pk - Peak detector





*This report shall not be reproduced except in full, without the written approval of UL Verification Services Inc.*

# HARMONICS AND SPURIOUS EMISSIONS

## LOW CHANNEL HORIZONTAL

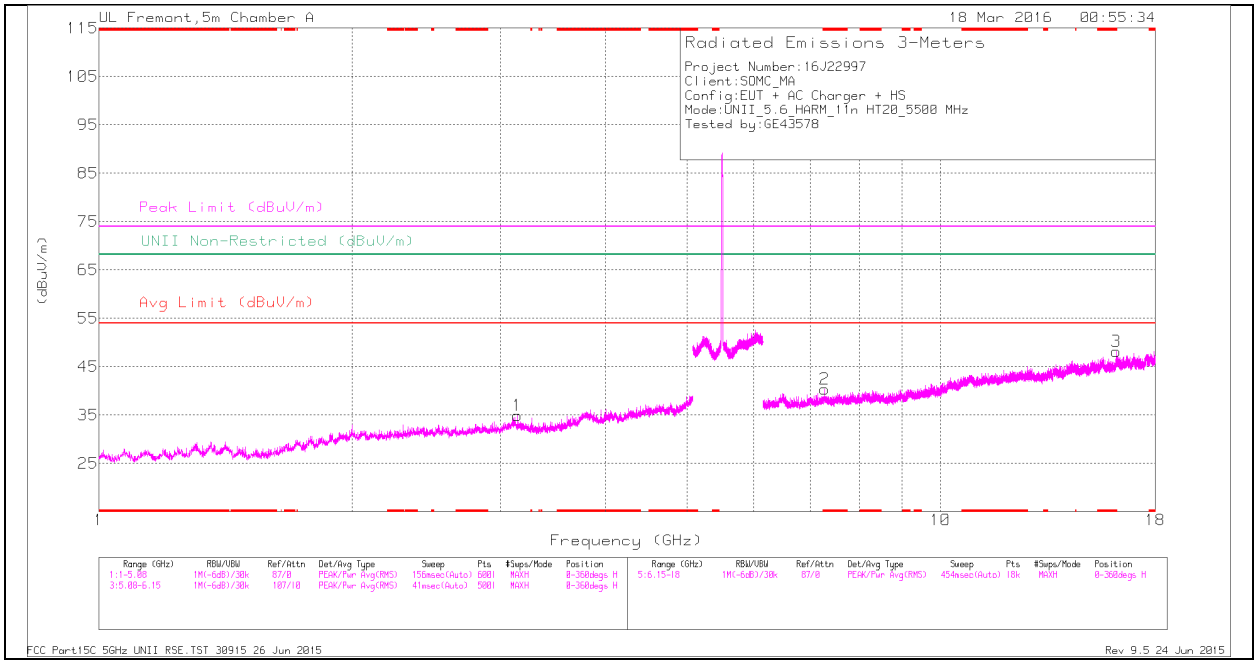


Note: Emission was scanned up to 40GHz; No emissions were detected above the noise floor which was at least 20dB below the specification limit.





*This report shall not be reproduced except in full, without the written approval of UL Verification Services Inc.*

**LOW CHANNEL VERTICAL**

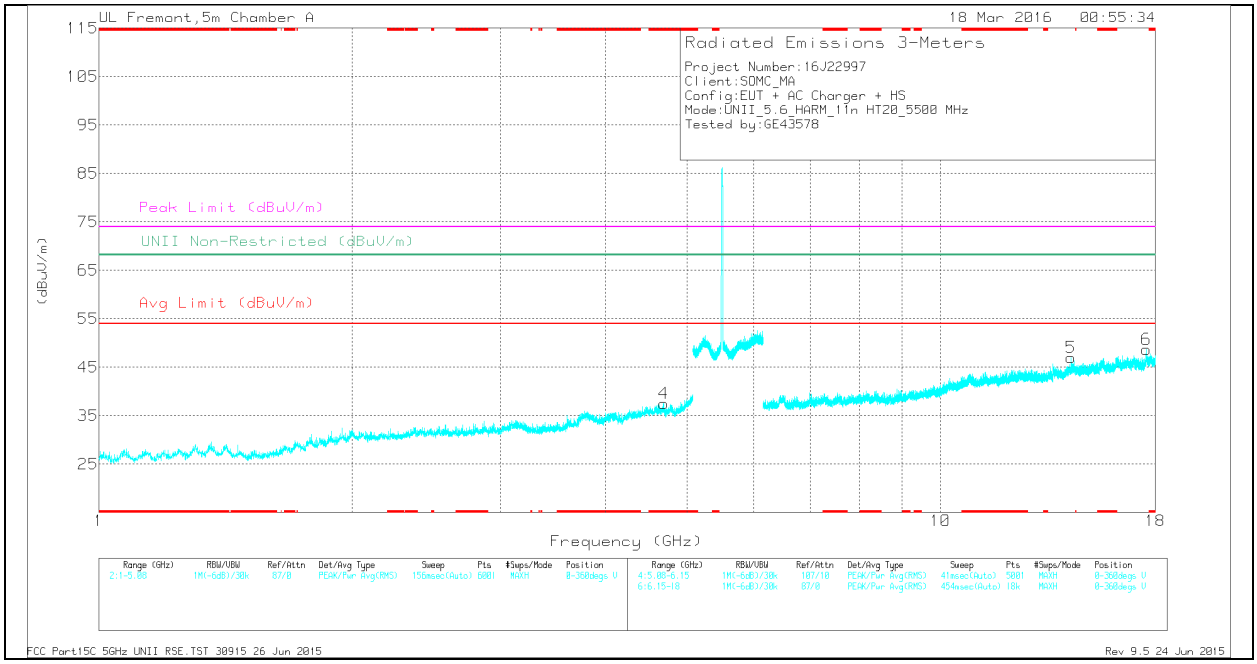


Note: Emission was scanned up to 40GHz; No emissions were detected above the noise floor which was at least 20dB below the specification limit.





*This report shall not be reproduced except in full, without the written approval of UL Verification Services Inc.*

## LOW CHANNEL DATA

*TRACE MARKERS*

| Marker | Frequency (GHz) | Meter Reading (dBuV) | Det | AF T346 (db/m) | Amp/Cbl/ Fltr/Pad (dB) | DC Corr (dB) | Corrected Reading (dBuV/m) | Avg Limit (dBuV/m) | Margin (dB) | Peak Limit (dBuV/m) | PK Margin (dB) | UNII Non-Restricted (dBuV/m) | PK Margin (dB) | Azimuth (Degs) | Height (cm) | Polarity |
|---|---|---|---|---|---|---|---|---|---|---|---|---|---|---|---|---|
| 4 | * 4.692 | 33.52 | Pk | 34.4 | -30.4 | 0 | 37.52 | - | - | 74 | -36.48 | - | - | 0-360 | 100 | V |
| 2 | * 7.284 | 30.93 | Pk | 35.7 | -26.2 | 0 | 40.43 | - | - | 74 | -33.57 | - | - | 0-360 | 201 | H |
| 3 | * 16.163 | 29.62 | Pk | 40.8 | -22.3 | 0 | 48.12 | - | - | 74 | -25.88 | - | - | 0-360 | 201 | H |
| 1 | 3.141 | 34.12 | Pk | 33.3 | -32.5 | 0 | 34.92 | - | - | - | - | 68.2 | -33.28 | 0-360 | 100 | H |
| 5 | 14.289 | 29.84 | Pk | 39.3 | -22.2 | 0 | 46.94 | - | - | - | - | 68.2 | -21.26 | 0-360 | 100 | V |
| 6 | 17.567 | 28.83 | Pk | 40.9 | -21.1 | 0 | 48.63 | - | - | - | - | 68.2 | -19.57 | 0-360 | 100 | V |

* - indicates frequency in CFR15.205/IC 8.10 Restricted Band

PK - Peak detector

*RADIATED EMISSIONS*

| Frequency (GHz) | Meter Reading (dBuV) | Det | AF T346 (db/m) | Amp/Cbl/Fltr/Pad (dB) | DC Corr (dB) | Corrected Reading (dBuV/m) | Avg Limit (dBuV/m) | Margin (dB) | Peak Limit (dBuV/m) | PK Margin (dB) | UNII Non-Restricted (dBuV/m) | PK Margin (dB) | Azimuth (Degs) | Height (cm) | Polarity |
|---|---|---|---|---|---|---|---|---|---|---|---|---|---|---|---|
| * 4.693 | 42.04 | PK-U | 34.5 | -30.4 | 0 | 46.14 | - | - | 74 | -27.86 | - | - | 111 | 100 | V |
| * 4.693 | 30.1 | ADR | 34.5 | -30.4 | 0 | 34.2 | 54 | -19.8 | - | - | - | - | 111 | 100 | V |
| * 7.283 | 38.51 | PK-U | 35.7 | -26.2 | 0 | 48.01 | - | - | 74 | -25.99 | - | - | 137 | 202 | H |
| * 7.284 | 26.61 | ADR | 35.7 | -26.2 | 0 | 36.11 | 54 | -17.89 | - | - | - | - | 137 | 202 | H |
| * 16.164 | 36.04 | PK-U | 40.8 | -22.3 | 0 | 54.54 | - | - | 74 | -19.46 | - | - | 56 | 202 | H |
| * 16.164 | 24.86 | ADR | 40.8 | -22.2 | 0 | 43.46 | 54 | -10.54 | - | - | - | - | 56 | 202 | H |
| 3.14 | 41.14 | PK-U | 33.3 | -32.5 | 0 | 41.94 | - | - | - | - | 68.2 | -26.26 | 57 | 100 | H |
| 14.288 | 35.97 | PK-U | 39.3 | -22.2 | 0 | 53.07 | - | - | - | - | 68.2 | -15.13 | 209 | 100 | V |
| 17.567 | 37.07 | PK-U | 40.9 | -21.1 | 0 | 56.87 | - | - | - | - | 68.2 | -11.33 | 114 | 100 | V |

* - indicates frequency in CFR15.205/IC 8.10 Restricted Band

PK-U - U-NII: Maximum Peak

ADR - U-NII AD primary method, RMS average



UL VERIFICATION SERVICES INC. FORM NO: CCSUP4701H
47173 BENICIA STREET, FREMONT, CA 94538, USA TEL: (510) 771-1000 FAX: (510) 661-0888

*This report shall not be reproduced except in full, without the written approval of UL Verification Services Inc.*

**MID CHANNEL HORIZONTAL**

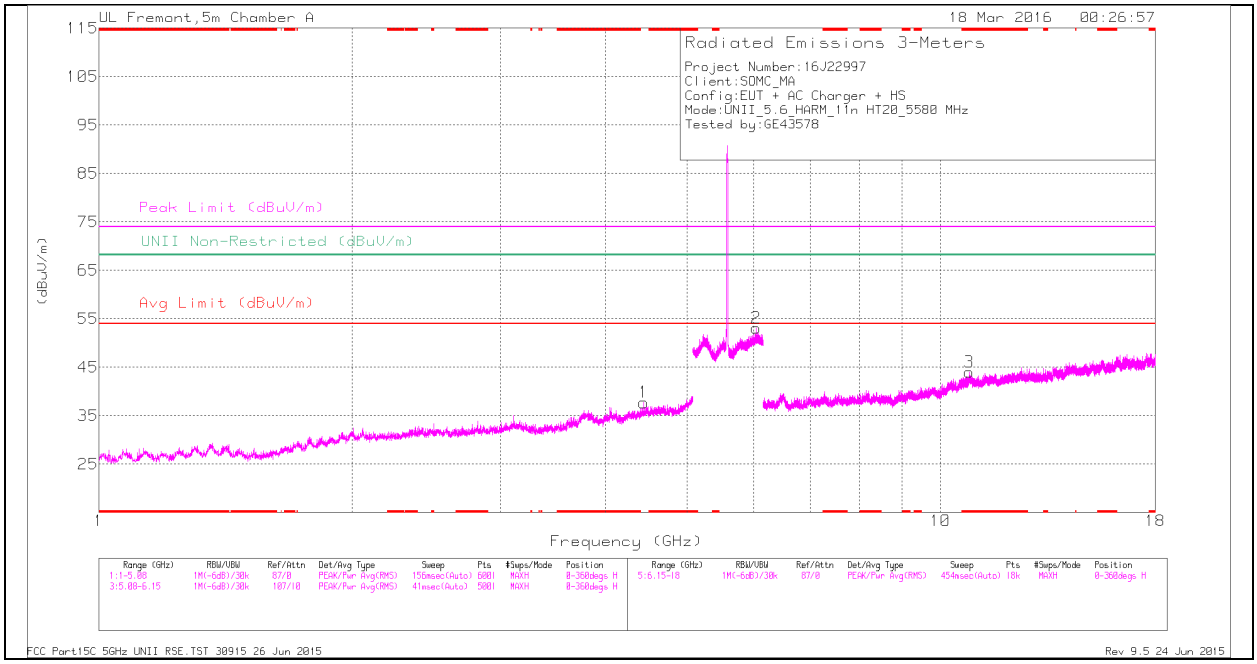


Note: Emission was scanned up to 40GHz; No emissions were detected above the noise floor which was at least 20dB below the specification limit.


*This report shall not be reproduced except in full, without the written approval of UL Verification Services Inc.*

**MID CHANNEL VERTICAL**

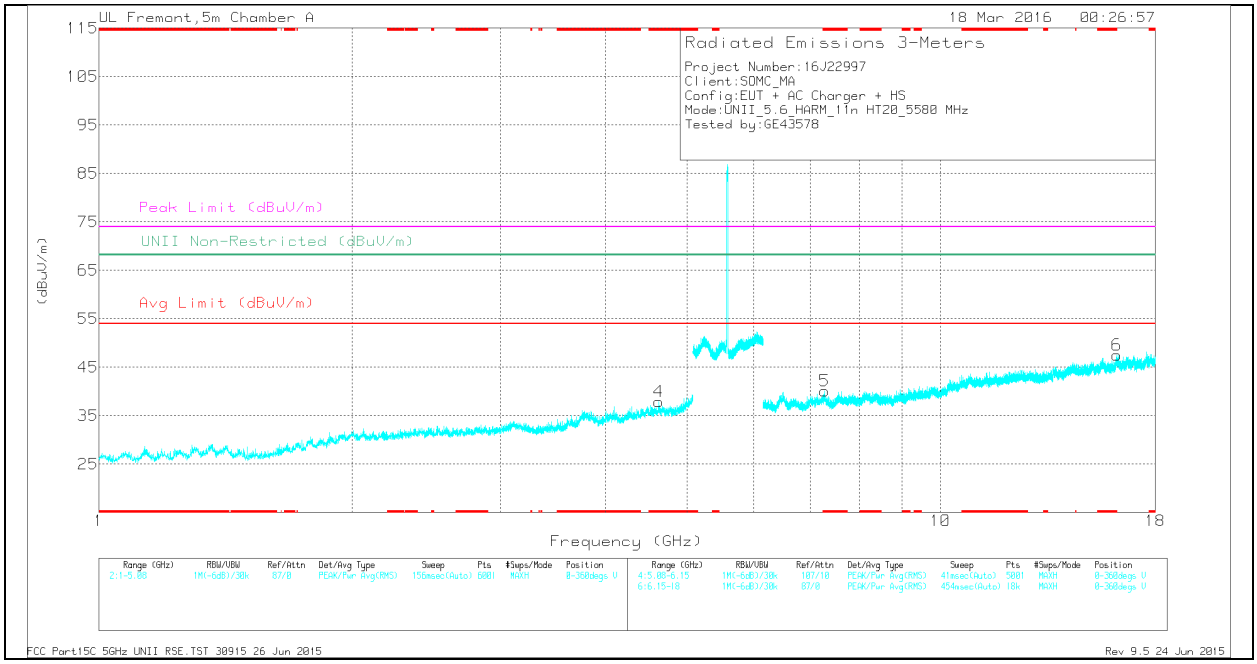


Note: Emission was scanned up to 40GHz; No emissions were detected above the noise floor which was at least 20dB below the specification limit.





*This report shall not be reproduced except in full, without the written approval of UL Verification Services Inc.*

## MID CHANNEL DATA

### *TRACE MARKERS*

| Marker | Frequency (GHz) | Meter Reading (dBuV) | Det | AF T346 (db/m) | Amp/Cbl/ Fltr/Pad (dB) | DC Corr (dB) | Corrected Reading (dBuV/m) | Avg Limit (dBuV/m) | Margin (dB) | Peak Limit (dBuV/m) | PK Margin (dB) | UNII Non-Restricted (dBuV/m) | PK Margin (dB) | Azimuth (Degs) | Height (cm) | Polarity |
|---|---|---|---|---|---|---|---|---|---|---|---|---|---|---|---|---|
| 4 | * 4.625 | 33.38 | Pk | 34.4 | -29.9 | 0 | 37.88 | - | - | 74 | -36.12 | - | - | 0-360 | 200 | V |
| 3 | * 10.821 | 28.34 | Pk | 37.8 | -22.1 | 0 | 44.04 | - | - | 74 | -29.96 | - | - | 0-360 | 201 | H |
| 5 | * 7.284 | 30.64 | Pk | 35.7 | -26.2 | 0 | 40.14 | - | - | 74 | -33.86 | - | - | 0-360 | 100 | V |
| 1 | 4.44 | 33.72 | Pk | 34.2 | -30.2 | 0 | 37.72 | - | - | - | - | 68.2 | -30.48 | 0-360 | 201 | H |
| 2 | 6.035 | 37.14 | Pk | 35.3 | -19.3 | 0 | 53.14 | - | - | - | - | 68.2 | -15.06 | 0-360 | 201 | H |
| 6 | 16.206 | 28.74 | Pk | 40.8 | -22 | 0 | 47.54 | - | - | - | - | 68.2 | -20.66 | 0-360 | 100 | V |

* - indicates frequency in CFR15.205/IC 8.10 Restricted Band

PK - Peak detector

### *RADIATED EMISSIONS*

| Frequency (GHz) | Meter Reading (dBuV) | Det | AF T346 (db/m) | Amp/Cbl/Fl tr/Pad (dB) | DC Corr (dB) | Corrected Reading (dBuV/m) | Avg Limit (dBuV/m) | Margin (dB) | Peak Limit (dBuV/m) | PK Margin (dB) | UNII Non-Restricted (dBuV/m) | PK Margin (dB) | Azimuth (Degs) | Height (cm) | Polarity |
|---|---|---|---|---|---|---|---|---|---|---|---|---|---|---|---|
| * 4.624 | 41.52 | PK-U | 34.4 | -29.9 | 0 | 46.02 | - | - | 74 | -27.98 | - | - | 79 | 202 | V |
| * 4.626 | 30.09 | ADR | 34.4 | -29.9 | 0 | 34.59 | 54 | -19.41 | - | - | - | - | 79 | 202 | V |
| * 10.821 | 36.39 | PK-U | 37.8 | -22.1 | 0 | 52.09 | - | - | 74 | -21.91 | - | - | 109 | 202 | H |
| * 10.821 | 24.5 | ADR | 37.8 | -22.1 | 0 | 40.2 | 54 | -13.8 | - | - | - | - | 109 | 202 | H |
| * 7.284 | 37.63 | PK-U | 35.7 | -26.1 | 0 | 47.23 | - | - | 74 | -26.77 | - | - | 67 | 100 | V |
| * 7.283 | 26.6 | ADR | 35.7 | -26.2 | 0 | 36.1 | 54 | -17.9 | - | - | - | - | 67 | 100 | V |
| 4.44 | 41.45 | PK-U | 34.2 | -30.2 | 0 | 45.45 | - | - | - | - | 68.2 | -22.75 | 31 | 202 | H |
| 6.036 | 43.85 | PK-U | 35.3 | -19.3 | 0 | 59.85 | - | - | - | - | 68.2 | -8.35 | 151 | 202 | H |
| 16.207 | 35.44 | PK-U | 40.8 | -22 | 0 | 54.24 | - | - | - | - | 68.2 | -13.96 | 165 | 100 | V |

* - indicates frequency in CFR15.205/IC 8.10 Restricted Band

PK-U - U-NII: Maximum Peak

ADR - U-NII AD primary method, RMS average



UL VERIFICATION SERVICES INC. FORM NO: CCSUP4701H
47173 BENICIA STREET, FREMONT, CA 94538, USA TEL: (510) 771-1000 FAX: (510) 661-0888

*This report shall not be reproduced except in full, without the written approval of UL Verification Services Inc.*

**HIGH CHANNEL HORIZONTAL**

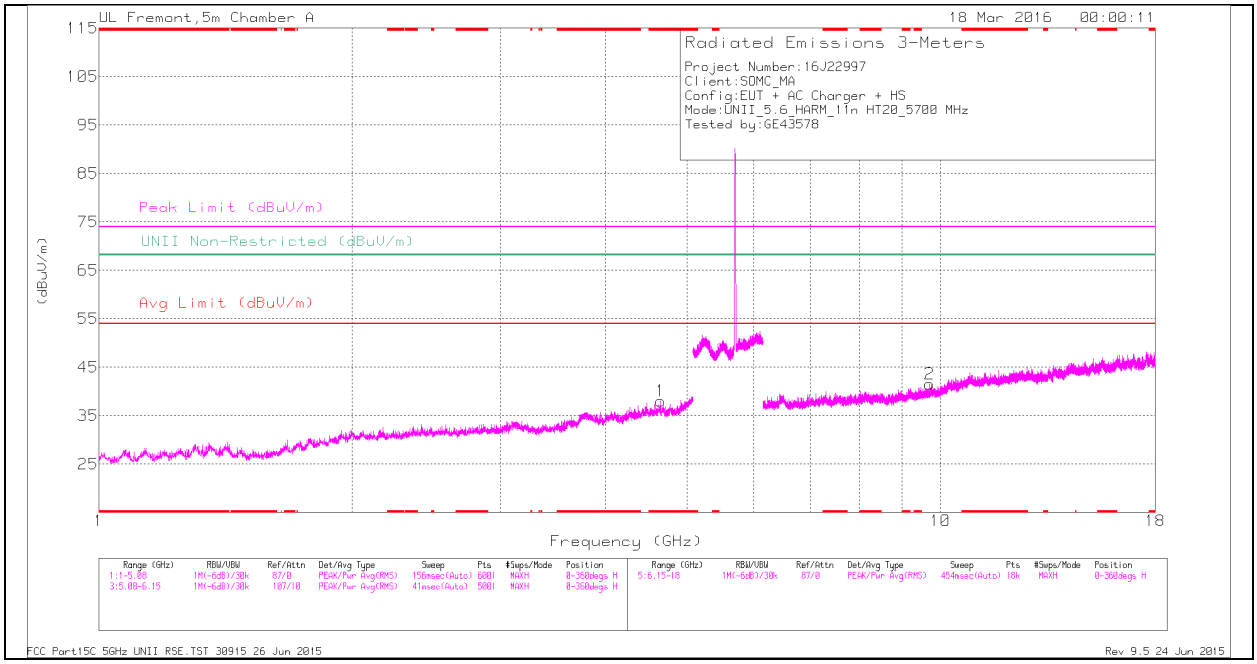


Note: Emission was scanned up to 40GHz; No emissions were detected above the noise floor which was at least 20dB below the specification limit.





*This report shall not be reproduced except in full, without the written approval of UL Verification Services Inc.*

**HIGH CHANNEL VERTICAL**

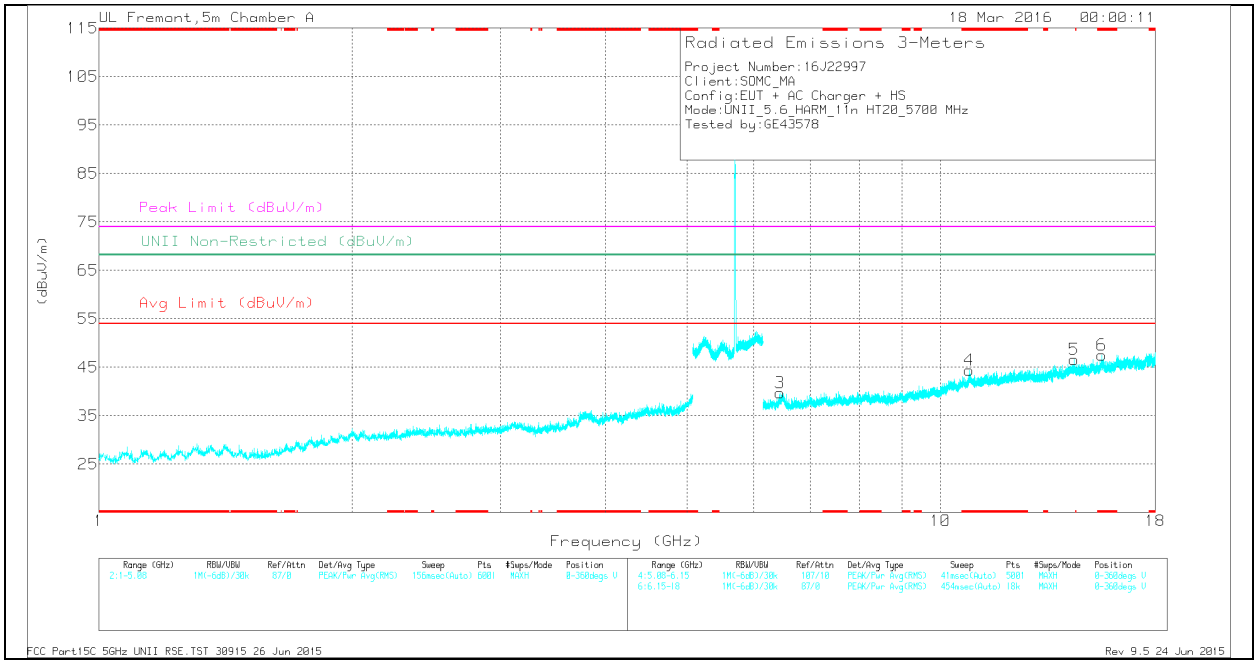


Note: Emission was scanned up to 40GHz; No emissions were detected above the noise floor which was at least 20dB below the specification limit.





*This report shall not be reproduced except in full, without the written approval of UL Verification Services Inc.*

## HIGH CHANNEL DATA

*TRACE MARKERS*

| Marker | Frequency (GHz) | Meter Reading (dBuV) | Det | AF T346 (db/m) | Amp/Cbl/ Fltr/Pad (dB) | DC Corr (dB) | Corrected Reading (dBuV/m) | Avg Limit (dBuV/m) | Margin (dB) | Peak Limit (dBuV/m) | PK Margin (dB) | UNII Non-Restricted (dBuV/m) | PK Margin (dB) | Azimuth (Degs) | Height (cm) | Polarity |
|---|---|---|---|---|---|---|---|---|---|---|---|---|---|---|---|---|
| 1 | * 4.648 | 33.64 | Pk | 34.4 | -30 | 0 | 38.04 | - | - | 74 | -35.96 | - | - | 0-360 | 100 | H |
| 4 | * 10.824 | 28.6 | Pk | 37.8 | -22 | 0 | 44.4 | - | - | 74 | -29.6 | - | - | 0-360 | 200 | V |
| 6 | * 15.554 | 28.47 | Pk | 40.1 | -21 | 0 | 47.57 | - | - | 74 | -26.43 | - | - | 0-360 | 200 | V |
| 3 | 6.444 | 30.9 | Pk | 35.6 | -26.8 | 0 | 39.7 | - | - | - | - | 68.2 | -28.5 | 0-360 | 200 | V |
| 2 | 9.713 | 28.98 | Pk | 36.6 | -24 | 0 | 41.58 | - | - | - | - | 68.2 | -26.62 | 0-360 | 201 | H |
| 5 | 14.409 | 29.55 | Pk | 39.3 | -22.2 | 0 | 46.65 | - | - | - | - | 68.2 | -21.55 | 0-360 | 100 | V |

* - indicates frequency in CFR15.205/IC 8.10 Restricted Band

PK - Peak detector

*RADIATED EMISSIONS*

| Frequency (GHz) | Meter Reading (dBuV) | Det | AF T346 (db/m) | Amp/Cbl/Fl tr/Pad (dB) | DC Corr (dB) | Corrected Reading (dBuV/m) | Avg Limit (dBuV/m) | Margin (dB) | Peak Limit (dBuV/m) | PK Margin (dB) | UNII Non-Restricted (dBuV/m) | PK Margin (dB) | Azimuth (Degs) | Height (cm) | Polarity |
|---|---|---|---|---|---|---|---|---|---|---|---|---|---|---|---|
| * 4.648 | 40.22 | PK-U | 34.4 | -30 | 0 | 44.62 | - | - | 74 | -29.38 | - | - | 271 | 100 | H |
| * 4.648 | 29.11 | ADR | 34.4 | -30 | 0 | 33.51 | 54 | -20.49 | - | - | - | - | 271 | 100 | H |
| * 10.823 | 35.95 | PK-U | 37.8 | -22 | 0 | 51.75 | - | - | 74 | -22.25 | - | - | 189 | 202 | V |
| * 10.823 | 24.45 | ADR | 37.8 | -22 | 0 | 40.25 | 54 | -13.75 | - | - | - | - | 189 | 202 | V |
| * 15.554 | 35.71 | PK-U | 40.1 | -21 | 0 | 54.81 | - | - | 74 | -19.19 | - | - | 55 | 202 | V |
| * 15.554 | 24.34 | ADR | 40.1 | -21 | 0 | 43.44 | 54 | -10.56 | - | - | - | - | 55 | 202 | V |
| 6.446 | 38.37 | PK-U | 35.6 | -26.7 | 0 | 47.27 | - | - | - | - | 68.2 | -20.93 | 164 | 202 | V |
| 9.714 | 35.27 | PK-U | 36.6 | -24 | 0 | 47.87 | - | - | - | - | 68.2 | -20.33 | 215 | 202 | H |
| 14.409 | 36.32 | PK-U | 39.3 | -22.2 | 0 | 53.42 | - | - | - | - | 68.2 | -14.78 | 111 | 100 | V |

* - indicates frequency in CFR15.205/IC 8.10 Restricted Band

PK-U - U-NII: Maximum Peak

ADR - U-NII AD primary method, RMS average



UL VERIFICATION SERVICES INC. FORM NO: CCSUP4701H
47173 BENICIA STREET, FREMONT, CA 94538, USA TEL: (510) 771-1000 FAX: (510) 661-0888

*This report shall not be reproduced except in full, without the written approval of UL Verification Services Inc.*

## 9.3.3. TX ABOVE 1 GHz 802.11n HT40 MODE IN THE 5.5 GHz BAND RESTRICTED BANDEDGE (LOW CHANNEL)

### HORIZONTAL PEAK AND AVERAGE PLOT

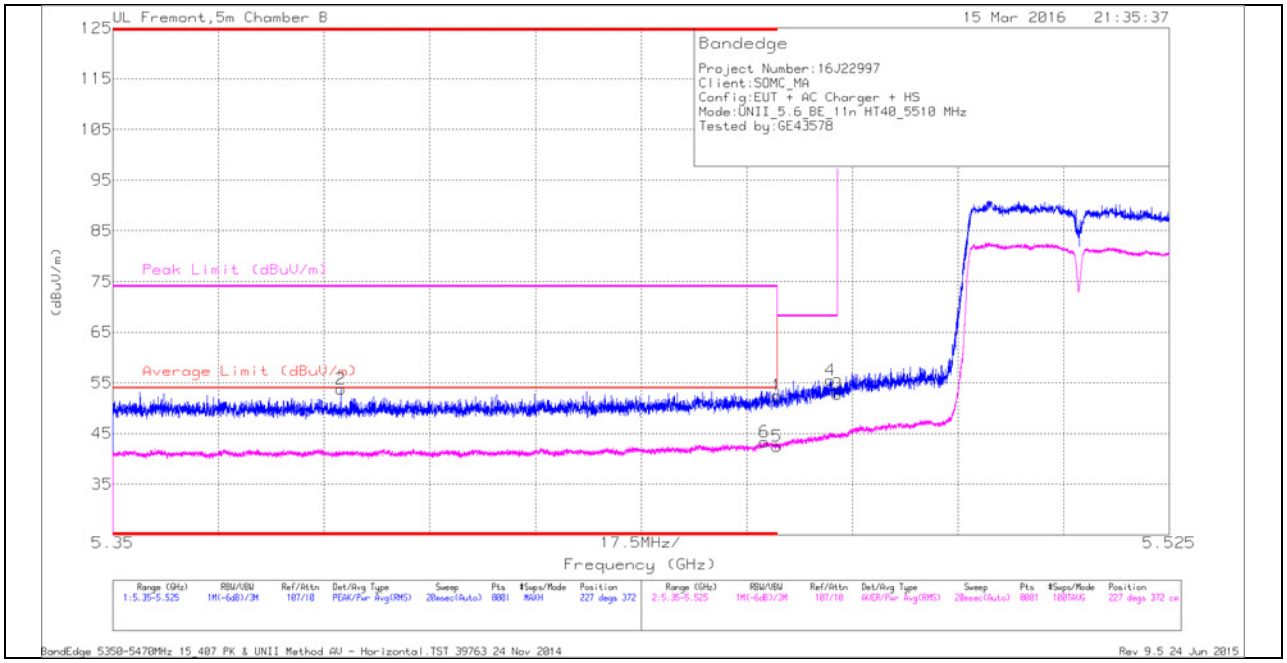


### HORIZONTAL DATA

Trace Markers

| Marker | Frequency (GHz) | Meter Reading (dBuV) | Det | AF T344 (dB/m) | Amp/Cbl/Fltr/Pad (dB) | DC Corr (dB) | Corrected Reading (dBuV/m) | Average Limit (dBuV/m) | Margin (dB) | Peak Limit (dBuV/m) | PK Margin (dB) | Azimuth (Degs) | Height (cm) | Polarity |
|---|---|---|---|---|---|---|---|---|---|---|---|---|---|---|
| 2 | * 5.388 | 39.61 | Pk | 34.5 | -20.3 | 0 | 53.81 | - | - | 74 | -20.19 | 227 | 372 | H |
| 6 | * 5.458 | 29.15 | RMS | 34.6 | -20.5 | .12 | 43.37 | 54 | -10.63 | - | - | 227 | 372 | H |
| 1 | * 5.46 | 38.91 | Pk | 34.6 | -21 | 0 | 52.51 | - | - | 74 | -21.49 | 227 | 372 | H |
| 5 | * 5.46 | 28.74 | RMS | 34.6 | -21 | .12 | 42.46 | 54 | -11.54 | - | - | 227 | 372 | H |
| 4 | 5.469 | 41.66 | Pk | 34.6 | -20.7 | 0 | 55.56 | - | - | 68.2 | -12.64 | 227 | 372 | H |
| 3 | 5.47 | 39.07 | Pk | 34.6 | -20.9 | 0 | 52.77 | - | - | 68.2 | -15.43 | 227 | 372 | H |

* - indicates frequency in CFR15.205/IC 8.10 Restricted Band

Pk - Peak detector

RMS - RMS detection



UL VERIFICATION SERVICES INC. FORM NO: CCSUP4701H
47173 BENICIA STREET, FREMONT, CA 94538, USA TEL: (510) 771-1000 FAX: (510) 661-0888

*This report shall not be reproduced except in full, without the written approval of UL Verification Services Inc.*

## VERTICAL PEAK AND AVERAGE PLOT

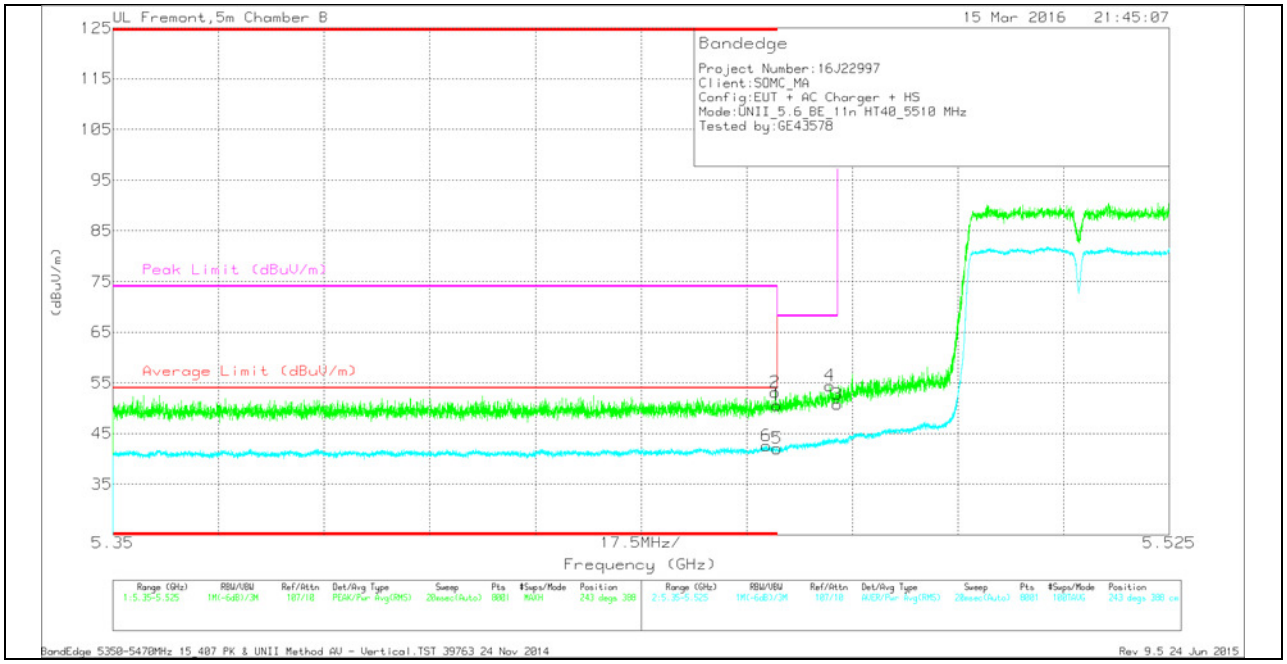


## VERTICAL DATA

Trace Markers

| Marker | Frequency (GHz) | Meter Reading (dBuV) | Det | AF T344 (dB/m) | Amp/Cbl/Flt r/Pad (dB) | DC Corr (dB) | Corrected Reading (dBuV/m) | Average Limit (dBuV/m) | Margin (dB) | Peak Limit (dBuV/m) | PK Margin (dB) | Azimuth (Degs) | Height (cm) | Polarity |
|---|---|---|---|---|---|---|---|---|---|---|---|---|---|---|
| 6 | * 5.458 | 28.32 | RMS | 34.6 | -20.5 | .12 | 42.54 | 54 | -11.46 | - | - | 243 | 388 | V |
| 1 | * 5.46 | 37 | Pk | 34.6 | -21 | 0 | 50.6 | - | - | 74 | -23.4 | 243 | 388 | V |
| 2 | * 5.46 | 39.49 | Pk | 34.6 | -20.9 | 0 | 53.19 | - | - | 74 | -20.81 | 243 | 388 | V |
| 5 | * 5.46 | 28.32 | RMS | 34.6 | -21 | .12 | 42.04 | 54 | -11.96 | - | - | 243 | 388 | V |
| 4 | 5.469 | 40.55 | Pk | 34.6 | -20.7 | 0 | 54.45 | - | - | 68.2 | -13.75 | 243 | 388 | V |
| 3 | 5.47 | 37.12 | Pk | 34.6 | -20.9 | 0 | 50.82 | - | - | 68.2 | -17.38 | 243 | 388 | V |

* - indicates frequency in CFR15.205/IC 8.10 Restricted Band

Pk - Peak detector

RMS - RMS detection




*This report shall not be reproduced except in full, without the written approval of UL Verification Services Inc.*

# AUTHORIZED BANDEDGE (HIGH CHANNEL)

## HORIZONTAL PEAK AND AVERAGE PLOT

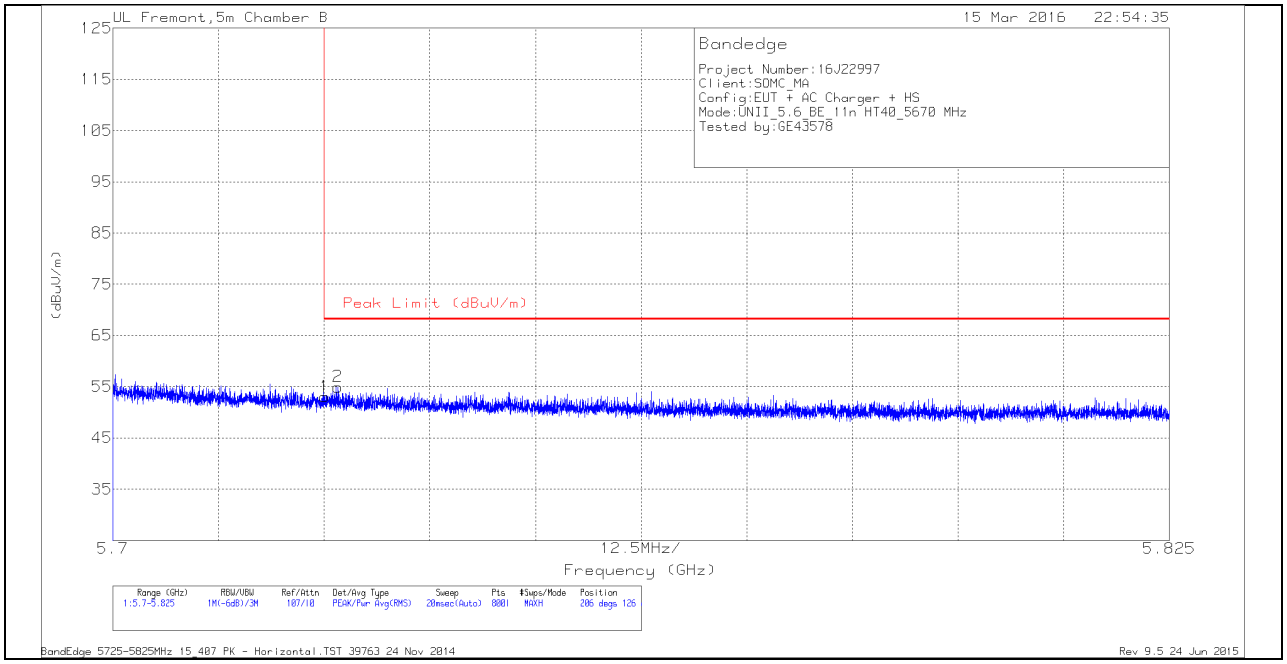


## HORIZONTAL DATA

Trace Markers

| Marker | Frequency (GHz) | Meter Reading (dBuV) | Det | AF T344 (dB/m) | Amp/Cbl/Flt r/Pad (dB) | Corrected Reading (dBuV/m) | Peak Limit (dBuV/m) | PK Margin (dB) | Azimuth (Degs) | Height (cm) | Polarity |
|---|---|---|---|---|---|---|---|---|---|---|---|
| 1 | 5.725 | 39.89 | Pk | 34.9 | -21.7 | 53.09 | 68.2 | -15.11 | 206 | 126 | H |
| 2 | 5.727 | 41.57 | Pk | 34.9 | -21.5 | 54.97 | 68.2 | -13.23 | 206 | 126 | H |

Pk - Peak detector



UL VERIFICATION SERVICES INC. FORM NO: CCSUP4701H
47173 BENICIA STREET, FREMONT, CA 94538, USA TEL: (510) 771-1000 FAX: (510) 661-0888
*This report shall not be reproduced except in full, without the written approval of UL Verification Services Inc.*